



2002

Transport

Véhicules à moteur neufs et d'occasion mis en circulation en 2001

Transport

**Véhicules à moteur neufs et
d'occasion mis en circulation**

L'institut national de statistique propose des informations impartiales à un prix abordable.

Les informations sont diffusées conformément à la loi, notamment pour ce qui concerne leur confidentialité.

Nous classons les statistiques en huit domaines :

| | |
|-----------------------------|-------------------------------------|
| Généralités | Économie et finances |
| Territoire et environnement | Agriculture et activités assimilées |
| Population | Industrie |
| Société | Services, commerce et transports |

Tous droits de traduction, d'adaptation, de reproduction par tous procédés, y compris la photographie et le microfilm sont soumis à autorisation préalable de l'Institut national de statistique.

Toutefois, la citation de courts extraits, à titre explicatif ou justificatif, dans un article, un compte-rendu ou un livre, est autorisée moyennant indication claire et précise de la source.

Éditeur responsable : Hans D'Hondt



©2002, INSTITUT NATIONAL DE STATISTIQUE *éditeur*

B-1000 Bruxelles – 44 rue de Louvain

Avant-Propos

Cette brochure reprend la statistique des véhicules à moteur neufs, mis en circulation au cours de l'année 2001 y compris les motos; il y a cependant lieu de noter que les véhicules de l'armée ne sont pas compris dans cette statistique.

A partir de l'année 1959 et grâce à la documentation fournie par la Direction de l'Immatriculation des Véhicules du Ministère des Communications, elle contient, pour chacune des marques de véhicules à moteur, le nombre de nouvelles inscriptions. Ce renseignement permet de déceler vers quelles marques s'orientent les acheteurs.

La présente brochure fournit également un aperçu comparatif des chiffres des années antérieures montrant l'évolution des ventes des diverses marques de véhicules automobiles, au cours de la période 1992 - 2001.

Transport

**Véhicules à moteur neufs et d'occasion mis
en circulation en 2001**

Sommaire

Véhicules à moteur neufs

Aperçu

1. Classification des véhicules à moteur neufs, mis en circulation en 2001, d'après la résidence du déclarant 2
2. Véhicules à moteur neufs mis en circulation 2

Évolution du nombre de véhicules à moteur neufs mis en circulation durant la période 1992 – 2001

Répartition par marque et par pays de provenance des véhicules

1. Répartition des véhicules automobiles neufs, mis en circulation, d'après le pays de provenance et la marque – Période 1992 – 2001 4
2. Répartition des véhicules automobiles neufs, mis en circulation, d'après le pays de provenance (en %) – Période 1992 – 2001 18
3. Répartition des véhicules automobiles neufs, mis en circulation, d'après les principales marques (en %) – Période 1992 – 2001 21
4. Répartition des voitures neuves, mises en circulation, d'après les principales marques (en %) – Période 1992 – 2001 21

Répartition dans le temps

5. Répartition mensuelle des véhicules automobiles neufs, mis en circulation, Période 1992 – 2001 22

Répartition par classe de prix

6. Répartition des voitures neuves mises en circulation, par classe de prix, Période 1992 – 2001 25

Résultats de l'année 2001

Répartition par marque et par pays de provenance des véhicules

7. Répartition des véhicules automobiles neufs, mis en circulation, d'après le pays de provenance et la marque – Année 2001 28
8. Répartition des véhicules automobiles neufs, mis en circulation, d'après le pays de provenance et la marque – Année 2001 Carburant Diesel 41
9. Répartition des motos neuves mises en circulation, d'après le pays de provenance et la marque – Année 2001 49

Répartition dans le temps

10. Répartition mensuelle des véhicules automobiles neufs, mis en circulation, d'après la résidence du déclarant – Année 2001 51

Répartition géographique

| | |
|--|-----|
| 11. Répartition des voitures neuves, mises en circulation, par province et par marque – Année 2001 | 58 |
| 12. Répartition des autobus et des autocars neufs, mis en circulation, par province et par marque – Année 2001 | 76 |
| 13. Répartition des camions neufs, mis en circulation, par province et par marque Année 2001 | 80 |
| 14. Répartition des tracteurs neufs, mis en circulation par province et par marque Année 2001 | 88 |
| 15. Répartition des tracteurs agricoles neufs, mis en circulation par province et par marque Année 2001 | 90 |
| 16. Répartition des motos neuves, mises en circulation par province et par marque Année 2001 | 94 |
| 17. Répartition des véhicules automobiles neufs, mis en circulation par arrondissement et par région – Année 2001 | 98 |
| 18. Répartition des véhicules automobiles neufs, mis en circulation par arrondissement et d'après le pays de provenance – Année 2001 | 99 |
| 19. Nombre de voitures privées neuves, mises en circulation, par arrondissement et par cylindrée – Année 2001 | 102 |
| 20. Nombre de véhicules automobiles neufs, par catégorie, par commune, par arrondissement et par région – Année 2001 | 103 |

Véhicules à moteur d'occasion

Aperçu

| | |
|--|-----|
| 1. Classification des véhicules à moteur d'occasion, mis en circulation en 2001, d'après la résidence du déclarant | 124 |
| 2. Véhicules à moteur d'occasion mis en circulation | 124 |

Résultats de l'année 2001

| | |
|--|-----|
| 1. Répartition des voitures d'occasion, mises en circulation par région et province, et selon le pays de provenance et la marque – Année 2001 | 126 |
| 2. Répartition des autobus et autocars d'occasion, mis en circulation par région et province, et selon le pays de provenance et la marque – Année 2001 | 176 |
| 3. Répartition des camions d'occasion, mis en circulation par région et province, et selon le pays de provenance et la marque – Année 2001 | 180 |
| 4. Répartition des tracteurs d'occasion, mis en circulation par région et province, et selon le pays de provenance et la marque – Année 2001 | 196 |
| 5. Répartition des tracteurs agricoles d'occasion, mis en circulation par région et province, et selon le pays de provenance et la marque – Année 2001 | 200 |

Véhicules à moteur neufs

Aperçu

STATISTIQUE DES VEHICULES A MOTEUR NEUFS MIS EN CIRCULATION - ANNEE 2001 -

TABLEAU 1. - CLASSIFICATION DES VEHICULES A MOTEUR NEUFS, MIS EN CIRCULATION EN 2001, D'APRES LA RESIDENCE DU DECLARANT

| RESIDENCE DU DECLARANT | Voitures pour personnes | Autobus et autocars | Véhicules pour le transport de marchandises | Tracteurs | Tracteurs agricoles | Total | Motocyclettes (1) | Total général |
|------------------------------|-------------------------|---------------------|---|--------------|---------------------|----------------|-------------------|----------------|
| BELGIQUE | 499 779 | 968 | 64 360 | 5 758 | 2 932 | 573 797 | 21 130 | 594 927 |
| Région de Bruxelles-Capitale | 106 103 | 84 | 14 915 | 1 105 | 54 | 122 261 | 1 578 | 123 839 |
| Région flamande | 262 296 | 675 | 35 470 | 4 034 | 1 892 | 304 367 | 12 098 | 316 465 |
| Prov. Anvers | 69 722 | 343 | 9 407 | 687 | 325 | 80 484 | 3 311 | 83 795 |
| Prov. Limbourg | 30 069 | 61 | 3 715 | 437 | 211 | 34 493 | 1 486 | 35 979 |
| Prov. Flandre orientale | 42 109 | 96 | 6 734 | 912 | 426 | 50 277 | 2 650 | 52 927 |
| Prov. Brabant flamand | 81 052 | 46 | 8 480 | 1 085 | 230 | 90 893 | 2 452 | 93 345 |
| Prov. Flandre occidentale | 39 344 | 129 | 7 134 | 913 | 700 | 48 220 | 2 199 | 50 419 |
| Région wallonne | 131 380 | 209 | 13 975 | 619 | 986 | 147 169 | 7 454 | 154 623 |
| Prov. Brabant wallon | 15 749 | 10 | 1 483 | 22 | 120 | 17 384 | 1 177 | 18 561 |
| Prov. Hainaut | 45 555 | 67 | 4 519 | 222 | 278 | 50 641 | 2 580 | 53 221 |
| Prov. Liège | 40 553 | 66 | 4 407 | 257 | 248 | 45 531 | 1 975 | 47 506 |
| Prov. Luxembourg | 12 382 | 13 | 1 447 | 44 | 138 | 14 024 | 676 | 14 700 |
| Prov. Namur | 17 141 | 53 | 2 119 | 74 | 202 | 19 589 | 1 046 | 20 635 |

TABLEAU 2. - VEHICULES A MOTEUR NEUFS MIS EN CIRCULATION

| GENRE DE VEHICULES | 1995 | 1996 | 1997 | 1998 | 1999 | 2000 | 2001 |
|---|----------------|----------------|----------------|----------------|----------------|----------------|----------------|
| Voiture pour personnes | 370 165 | 402 285 | 406 928 | 463 724 | 504 203 | 531 640 | 499 779 |
| Autobus et autocars | 671 | 917 | 811 | 1 031 | 971 | 1 150 | 968 |
| Véhicules pour le transport de marchandises | 36 816 | 39 811 | 49 103 | 54 711 | 63 429 | 60 261 | 64 360 |
| Tracteurs | 4 723 | 4 140 | 4 876 | 5 495 | 5 795 | 5 521 | 5 758 |
| Tracteurs agricoles | 2 165 | 2 633 | 2 588 | 2 944 | 2 886 | 3 087 | 2 932 |
| Total | 414 540 | 455 786 | 464 306 | 527 905 | 577 284 | 601 659 | 573 797 |
| Motos (1) | 14 604 | 15 745 | 17 658 | 21 267 | 27 539 | 24 685 | 21 130 |
| Total général | 429 144 | 471 531 | 481 964 | 549 172 | 604 823 | 626 344 | 594 927 |

(1) Jusqu'en 1970 ce chiffre ne comprenait pas les vélomoteurs d'une cylindrée de 50 cm³ et en-dessous. A partir du 1er janvier 1971 un vélomoteur doit être immatriculé à l'office de la Circulation Routière s'il peut développer une vitesse de plus de 40km/heure.

Véhicules à moteur neufs

Évolution du nombre de véhicules à
moteur neufs, mis en circulation
durant la période 1992-2001

**Tableau 1.- REPARTITION DES VEHICULES AUTOMOBILES NEUFS, MIS EN CIRCULATION,
D'APRES LE PAYS DE PROVENANCE ET LA MARQUE - PERIODE 1992-2001**

- VOITURES POUR PERSONNES -

| PAYS DE PROVENANCE ET MARQUES | 1992 | 1993 | 1994 | 1995 | 1996 | 1997 | 1998 | 1999 | 2000 | 2001 |
|-------------------------------------|----------------|----------------|----------------|----------------|----------------|----------------|----------------|----------------|----------------|----------------|
| Allemagne | | | | | | | | | | |
| B.M.W. | 14 816 | 13 519 | 13 880 | 13 937 | 16 524 | 15 384 | 15 841 | 18 048 | 20 714 | 20 960 |
| Audi | 19 827 | 14 497 | 15 162 | 13 919 | 15 520 | 16 265 | 18 813 | 17 808 | 18 051 | 19 008 |
| Ford | 44 899 | 30 959 | 26 604 | 24 802 | 29 467 | 28 593 | 29 871 | 31 140 | 32 106 | 26 834 |
| M.A.N. | - | - | 1 | 2 | 2 | - | 1 | - | 1 | - |
| Mercedes | 12 604 | 11 735 | 14 618 | 12 478 | 14 087 | 14 725 | 17 560 | 21 353 | 22 993 | 23 131 |
| Web smart | - | - | - | - | - | - | - | 978 | 2 118 | 2 054 |
| Opel | 48 002 | 39 740 | 40 173 | 37 810 | 39 417 | 45 483 | 43 615 | 51 854 | 54 405 | 51 017 |
| Porsche | 599 | 289 | 389 | 308 | 283 | 463 | 610 | 616 | 688 | 570 |
| Volkswagen | 54 745 | 158 097 | 48 636 | 50 859 | 56 730 | 57 166 | 58 989 | 67 605 | 67 137 | 60 654 |
| Autres marques | 11 | 1 | - | - | 2 | - | - | - | - | - |
| Total | 195 503 | 158 837 | 159 463 | 154 115 | 172 032 | 178 079 | 185 300 | 209 402 | 218 213 | 204 228 |
| Belgique | | | | | | | | | | |
| Gillet Vertigo | 1 | - | 2 | - | 1 | - | - | - | - | - |
| Vanhool | 4 | 5 | - | - | - | - | - | 1 | - | 2 |
| Autres marques | - | - | - | - | - | - | 2 | 5 | - | - |
| Total | 5 | 5 | 2 | - | 1 | - | 2 | 6 | - | 2 |
| France | | | | | | | | | | |
| Alpine | 29 | 3 | - | 1 | 1 | 1 | - | - | - | - |
| Citroën | 31 936 | 23 964 | 25 551 | 22 871 | 26 625 | 27 069 | 32 878 | 34 508 | 39 401 | 45 761 |
| Peugeot | 37 314 | 31 153 | 32 118 | 28 150 | 32 371 | 32 750 | 38 320 | 47 416 | 54 093 | 53 089 |
| Renault | 46 130 | 43 093 | 44 408 | 38 022 | 42 350 | 37 391 | 48 968 | 52 565 | 57 336 | 61 705 |
| Matra Renault | 2 716 | 3 013 | 3 918 | 2 806 | 2 238 | 2 106 | 57 | - | - | - |
| Autres marques | - | - | 2 | - | 2 | 1 | 2 | 4 | 2 | - |
| Total | 118 126 | 101 226 | 105 997 | 91 760 | 103 586 | 99 318 | 120 225 | 134 493 | 150 832 | 160 555 |
| Italie | | | | | | | | | | |
| Alfa-Roméo | 4 478 | 3 206 | 3 209 | 3 432 | 3 720 | 3 212 | 6 172 | 7 152 | 8 533 | 8 911 |
| Ferrari | 121 | 70 | 90 | 49 | 46 | 60 | 80 | 56 | 85 | 68 |
| Fiat | 17 777 | 11 801 | 11 908 | 10 646 | 12 791 | 12 856 | 15 895 | 16 085 | 19 422 | 14 461 |
| Iveco | 9 | 12 | 31 | 65 | 62 | 75 | 48 | 73 | 62 | 69 |
| Lancia | 3 980 | 2 447 | 2 603 | 2 649 | 3 128 | 2 681 | 2 535 | 2 875 | 3 693 | 2 489 |
| Lamborghini | 8 | 2 | 1 | 1 | 2 | 2 | 1 | - | 1 | 1 |
| Mean | 30 | 22 | 32 | 17 | 27 | 24 | 18 | 38 | 57 | 29 |
| Autres marques | - | - | - | - | - | - | 1 | - | - | 1 |
| Total | 26 403 | 17 560 | 17 864 | 16 859 | 19 776 | 18 910 | 24 750 | 26 279 | 31 853 | 26 029 |

**Tableau 1.- REPARTITION DES VEHICULES AUTOMOBILES NEUFS, MIS EN CIRCULATION,
D'APRES LE PAYS DE PROVENANCE ET LA MARQUE - PERIODE 1992-2001 (suite)**

- VOITURES POUR PERSONNES (suite) -

| PAYS DE PROVENANCE ET MARQUES | 1992 | 1993 | 1994 | 1995 | 1996 | 1997 | 1998 | 1999 | 2000 | 2001 |
|-------------------------------|----------------|---------------|---------------|---------------|---------------|---------------|---------------|---------------|---------------|---------------|
| Japon | | | | | | | | | | |
| Daihatsu | 4 039 | 2 786 | 1 434 | 845 | 655 | 1 126 | 1 312 | 898 | 1 339 | 877 |
| Datsun | 31 670 | 19 501 | 17 375 | 13 425 | 11 550 | 14 071 | 14 334 | 11 821 | 10 903 | 8 990 |
| Honda | 8 021 | 6 253 | 6 622 | 5 634 | 5 331 | 6 490 | 6 644 | 6 187 | 5 203 | 3 224 |
| Isuzu | 111 | 29 | 6 | 3 | - | 9 | 12 | 1 | 1 | - |
| Lexus | - | - | - | 107 | 125 | 87 | 312 | 572 | 631 | 636 |
| Mazda | 14 423 | 9 201 | 9 662 | 7 389 | 8 413 | 6 947 | 7 748 | 8 368 | 7 275 | 4 126 |
| Mitsubishi | 9 708 | 8 005 | 6 956 | 7 452 | 8 120 | 7 830 | 11 293 | 11 291 | 8 788 | 5 604 |
| Toyota | 27 563 | 25 402 | 23 487 | 18 596 | 19 558 | 19 154 | 24 525 | 22 768 | 22 641 | 19 883 |
| Subaru | 2 554 | 1 942 | 1 940 | 1 201 | 1 338 | 957 | 960 | 1 309 | 758 | 427 |
| Suzuki | 5 745 | 4 364 | 4 336 | 4 639 | 4 975 | 5 453 | 5 747 | 6 312 | 5 410 | 4 345 |
| Autres marques | - | - | - | - | - | - | - | - | - | 3 |
| Total | 103 834 | 77 483 | 71 818 | 59 296 | 60 065 | 62 124 | 72 887 | 69 527 | 62 949 | 48 115 |
| Royaume-Uni | | | | | | | | | | |
| Bentley | 12 | 19 | 25 | 4 | 15 | 9 | 13 | 12 | 18 | 18 |
| British Leyland: | 3 835 | 4 527 | 6 242 | 5 614 | 6 246 | 5 540 | 6 748 | 7 518 | 8 835 | 5 827 |
| - Austin | 13 | 4 | - | - | 23 | 38 | 82 | 87 | 129 | 22 |
| - Triumph | 9 | 5 | 18 | 14 | - | - | - | - | - | - |
| - Rover | 2 817 | 3 590 | 5 099 | 3 941 | 4 476 | 4 020 | 3 974 | 3 494 | 4 616 | 2 365 |
| - Land Rover | 607 | 594 | 781 | 1 143 | 1 252 | 765 | 2 000 | 2 872 | 2 685 | 2 301 |
| - Jaguar | 389 | 334 | 344 | 516 | 495 | 717 | 692 | 1 065 | 1 405 | 1 139 |
| Aston martin | 3 | 3 | 3 | 19 | 11 | 17 | - | 17 | 23 | 28 |
| Daimler | 136 | 118 | 86 | 139 | 114 | 79 | 148 | 67 | 63 | 43 |
| Ford | 17 | 5 835 | 11 878 | 11 083 | 10 992 | 8 820 | 9 010 | 6 917 | 4 191 | 8 245 |
| Lotus | 45 | 25 | 14 | 39 | 36 | 69 | 97 | 113 | 116 | 49 |
| Morgan | 8 | 15 | 10 | 18 | 14 | 17 | 18 | 17 | 19 | 13 |
| Rolls-Royce | 6 | 1 | 8 | 4 | 7 | 5 | - | - | - | - |
| Vauxhall | - | - | 1 | - | 1 | - | - | - | - | - |
| Marcos Montana | - | - | - | 2 | 2 | - | - | - | - | - |
| M.G. RV8 | - | - | - | 1 | - | - | 242 | 323 | 195 | 146 |
| Panther Kallista | - | - | 3 | 3 | - | 1 | - | - | - | - |
| Autres marques | 2 | 1 | 3 | 6 | 150 | 144 | 11 | 8 | 10 | 4 |
| Total | 4 064 | 10 544 | 18 284 | 16 928 | 17 573 | 14 701 | 16 287 | 14 992 | 13 470 | 14 373 |
| Pays-Bas | | | | | | | | | | |
| D.A.F. | 38 | 3 | 2 | - | - | - | - | - | - | 1 |
| Autres marques | - | - | - | - | - | - | - | - | - | 0 |
| Total | 38 | 3 | 2 | - | - | - | - | - | - | 1 |
| Espagne | | | | | | | | | | |
| Seat | 7 784 | 5 435 | 6 199 | 5 656 | 6 406 | 7 182 | 10 440 | 11 994 | 13 831 | 12 008 |
| Total | 7 784 | 5 435 | 6 199 | 5 656 | 6 406 | 7 182 | 10 440 | 11 994 | 13 831 | 12 008 |
| Suède | | | | | | | | | | |
| S.A.A.B. | 2 104 | 1 799 | 2 093 | 2 055 | 1 932 | 1 726 | 2 947 | 2 607 | 2 966 | 2 426 |
| Scania | - | - | - | - | - | - | 1 | 1 | 1 | 1 |
| Volvo | 9 799 | 6 429 | 8 695 | 8 892 | 9 610 | 9 583 | 11 969 | 11 289 | 10 379 | 9 966 |
| Total | 11 903 | 8 228 | 10 788 | 10 947 | 11 542 | 11 309 | 14 917 | 13 897 | 13 346 | 12 393 |
| République Tchèque | | | | | | | | | | |
| Skoda | 1 390 | 1 526 | 1 357 | 1 736 | 2 258 | 2 764 | 3 892 | 4 360 | 5 325 | 7 198 |
| Total | 1 390 | 1 526 | 1 357 | 1 736 | 2 258 | 2 764 | 3 892 | 4 360 | 5 325 | 7 198 |

**Tableau 1.- REPARTITION DES VEHICULES AUTOMOBILES NEUFS, MIS EN CIRCULATION,
D'APRES LE PAYS DE PROVENANCE ET LA MARQUE - PERIODE 1992-2001 (suite)**

- VOITURES POUR PERSONNES (suite) -

| PAYS DE PROVENANCE ET MARQUES | 1992 | 1993 | 1994 | 1995 | 1996 | 1997 | 1998 | 1999 | 2000 | 2001 |
|--|----------------|----------------|----------------|----------------|----------------|----------------|----------------|----------------|----------------|----------------|
| Russie | | | | | | | | | | |
| Lada-Vaz | .. | .. | .. | .. | .. | .. | .. | .. | 660 | 442 |
| Vaz-Lada | 9 033 | 3 692 | 2 627 | 1 167 | 668 | 292 | 198 | 67 | 7 | 3 |
| Volga | 2 | - | - | 1 | - | - | - | - | - | - |
| Autres marques | 8 | - | - | - | - | - | - | - | - | - |
| Total | 9 043 | 3 692 | 2 627 | 1 168 | 668 | 292 | 198 | 67 | 667 | 445 |
| Etats-Unis d'Amérique | | | | | | | | | | |
| Buick | 184 | 88 | 76 | 64 | 40 | 14 | - | - | - | - |
| Cadillac | 156 | 111 | 79 | 64 | 61 | 37 | 101 | 80 | 75 | 51 |
| Chevrolet | 1 195 | 973 | 661 | 338 | 280 | 189 | 193 | 374 | 333 | 230 |
| Chrysler | 2 291 | 1 750 | 1 861 | 1 911 | 2 754 | 2 278 | 2 551 | 2 480 | 2 794 | 2 732 |
| Dodge | 7 | 12 | 4 | 10 | 51 | 33 | 11 | 20 | 19 | 7 |
| Ford | 1 | 50 | 452 | 191 | 192 | 305 | 845 | 3 366 | 2 686 | 1 342 |
| G.M.C. | 4 | - | 3 | 1 | 3 | 3 | 3 | - | - | - |
| Jeep | 607 | 661 | 516 | 542 | 597 | 813 | 783 | 830 | 752 | 643 |
| Mercury | 2 | 1 | 31 | 31 | 16 | 20 | - | - | - | - |
| Oldsmobile | 12 | 2 | - | 1 | - | - | - | - | - | - |
| Plymouth | 3 | 2 | 3 | - | - | - | - | - | - | - |
| Pontiac | 733 | 1 180 | 1 339 | 810 | 452 | 137 | - | - | - | - |
| Lincoln | 3 | 2 | 13 | 9 | 24 | 13 | 18 | 27 | 18 | 17 |
| Valiant | - | - | - | 12 | 45 | 13 | - | - | - | - |
| Autres marques | - | - | - | - | - | 9 | 26 | 13 | 6 | 2 |
| Total | 5 198 | 4 832 | 5 038 | 3 984 | 4 515 | 3 864 | 4 531 | 7 190 | 6 683 | 5 024 |
| Pologne | | | | | | | | | | |
| Fso Polonez | 43 | 39 | 16 | 16 | 21 | 19 | - | 2 | - | - |
| Total | 43 | 39 | 16 | 16 | 21 | 19 | - | 2 | - | - |
| Corée du Sud | | | | | | | | | | |
| Daewoo | - | - | - | 2 000 | 3 652 | 2 944 | 4 228 | 4 934 | 7 030 | 3 197 |
| Kia | - | - | 303 | 995 | 1 358 | 1 013 | 1 257 | 2 196 | 2 196 | 842 |
| Hyundai | 1 844 | 2 519 | 2 581 | 3 152 | 2 873 | 2 839 | 3 548 | 4 393 | 4 910 | 4 471 |
| Ssangyong | - | - | - | 233 | 233 | 124 | 295 | 191 | 21 | - |
| Autres marques | - | - | - | - | - | - | - | - | - | 2 |
| Total | 1 844 | 2 519 | 2 884 | 6 380 | 8 116 | 6 920 | 9 328 | 11 714 | 14 157 | 8 512 |
| Autres nationalités ou marques dont la nationalité est inconnue | 464 | 577 | 1 623 | 1 313 | 1 716 | 1 446 | 967 | 280 | 314 | 896 |
| Total général | 485 697 | 392 530 | 403 981 | 370 165 | 408 285 | 406 928 | 463 724 | 504 203 | 531 640 | 499 779 |

**Tableau 1.- REPARTITION DES VEHICULES AUTOMOBILES NEUFS, MIS EN CIRCULATION,
D'APRES LE PAYS DE PROVENANCE ET LA MARQUE - PERIODE 1992-2001 (suite)**

- AUTOBUS ET AUTOCARS -

| PAYS DE PROVENANCE ET MARQUES | 1992 | 1993 | 1994 | 1995 | 1996 | 1997 | 1998 | 1999 | 2000 | 2001 |
|--|------------|------------|------------|------------|------------|------------|--------------|------------|--------------|------------|
| Allemagne | | | | | | | | | | |
| Evobus Mercedes | .. | .. | .. | .. | .. | .. | 66 | 87 | 94 | 106 |
| Evobus Setra | .. | .. | .. | .. | .. | .. | 31 | 41 | 38 | 23 |
| Ford | 28 | 34 | 41 | 22 | 19 | 29 | 19 | 21 | 33 | 9 |
| Magirus | - | - | - | - | - | - | - | - | - | - |
| M.A.N. | 5 | 12 | 16 | 29 | 17 | 15 | 26 | 38 | 41 | 14 |
| Neoplan | 11 | 8 | 3 | 7 | 6 | 3 | - | - | - | - |
| Mercedes | 156 | 169 | 191 | 135 | 260 | 185 | 148 | 190 | 210 | 224 |
| Setra | 38 | 50 | 47 | 45 | 35 | 4 | - | - | - | - |
| Volkswagen | 10 | 5 | 9 | 9 | 2 | 5 | 7 | 18 | 11 | 16 |
| Autres marques | - | - | - | - | - | - | 5 | 3 | 2 | 1 |
| Total | 248 | 278 | 307 | 247 | 339 | 241 | 302 | 398 | 429 | 393 |
| Belgique | | | | | | | | | | |
| Eoscoach | .. | .. | .. | .. | .. | .. | 64 | 76 | 71 | 39 |
| Jonckheere | .. | .. | .. | .. | .. | .. | 40 | 11 | 73 | - |
| Mol | - | - | - | 2 | - | - | - | - | - | - |
| Vanhool | 291 | 346 | 153 | 144 | 184 | 162 | 337 | 286 | 195 | 254 |
| Total | 291 | 346 | 153 | 146 | 184 | 162 | 441 | 373 | 339 | 293 |
| France | | | | | | | | | | |
| Citroën | 6 | 3 | 19 | 24 | 3 | 83 | 44 | 2 | 4 | 36 |
| Peugeot | 40 | 26 | 5 | 7 | 6 | - | 1 | 3 | 3 | 3 |
| Renault | 5 | 7 | 138 | 109 | 113 | 17 | 7 | 24 | 26 | 29 |
| Talbot | - | - | - | - | - | - | - | - | - | - |
| Total | 51 | 36 | 162 | 140 | 122 | 100 | 52 | 29 | 33 | 68 |
| Italie | | | | | | | | | | |
| Fiat | 2 | 4 | - | 5 | 1 | 4 | 1 | 3 | - | - |
| Iveco | 19 | 22 | 58 | 24 | 44 | 48 | 30 | 24 | 77 | 4 |
| Total | 21 | 26 | 58 | 29 | 45 | 52 | 31 | 27 | 77 | 4 |
| Pays-Bas | | | | | | | | | | |
| Bova | .. | .. | .. | .. | .. | .. | 18 | 21 | 16 | 15 |
| D.A.F. | 21 | 19 | 5 | 9 | 24 | 37 | 113 | 30 | 55 | 31 |
| Total | 21 | 19 | 5 | 9 | 24 | 37 | 131 | 51 | 71 | 46 |
| Suède | | | | | | | | | | |
| Scania | 28 | 20 | 24 | 13 | 22 | 22 | 28 | 29 | 36 | 25 |
| Volvo | 40 | 48 | 67 | 40 | 122 | 43 | 29 | 42 | 156 | 111 |
| Total | 68 | 68 | 91 | 53 | 144 | 65 | 57 | 71 | 192 | 136 |
| Autres nationalités ou marques dont la nationalité est inconnue | 57 | 126 | 53 | 47 | 59 | 154 | 17 | 22 | 9 | 28 |
| Total général | 757 | 899 | 829 | 671 | 917 | 811 | 1 031 | 971 | 1 150 | 968 |

**Tableau 1.- REPARTITION DES VEHICULES AUTOMOBILES NEUFS, MIS EN CIRCULATION,
D'APRES LE PAYS DE PROVENANCE ET LA MARQUE - PERIODE 1992-2001 (suite)**

- VEHICULES POUR LE TRANSPORT DE MARCHANDISES -

| PAYS DE PROVENANCE ET MARQUES | 1992 | 1993 | 1994 | 1995 | 1996 | 1997 | 1998 | 1999 | 2000 | 2001 |
|-------------------------------|---------------|--------------|---------------|---------------|---------------|---------------|---------------|---------------|---------------|---------------|
| Allemagne | | | | | | | | | | |
| Audi | - | - | 1 | 3 | - | - | 1 | - | - | - |
| Ford | 3 257 | 3 102 | 3 451 | 3 998 | 4 107 | 4 332 | 4 367 | 4 189 | 3 279 | 4 378 |
| M.A.N. | 544 | 377 | 367 | 456 | 458 | 474 | 497 | 675 | 785 | 819 |
| Mercedes | 3 487 | 3 021 | 2 843 | 3 810 | 5 349 | 6 832 | 7 866 | 8 975 | 8 211 | 7 983 |
| Opel | 604 | 641 | 1 071 | 1 273 | 1 202 | 1 069 | 941 | 1 024 | 913 | 1 456 |
| Volkswagen | 2 537 | 2 535 | 2 416 | 2 910 | 4 416 | 5 087 | 5 735 | 6 034 | 5 692 | 5 554 |
| Autres marques | 1 | 1 | - | - | 1 | - | - | - | - | - |
| Total | 10 430 | 9 677 | 10 149 | 12 450 | 15 533 | 17 794 | 19 407 | 20 897 | 18 880 | 20 190 |
| Autriche | | | | | | | | | | |
| Steyr | 22 | 31 | 15 | 39 | 20 | 18 | 1 | - | - | - |
| Autres marques | 1 | - | - | - | - | - | - | - | - | - |
| Total | 23 | 31 | 15 | 39 | 20 | 18 | 1 | - | - | - |
| Belgique | | | | | | | | | | |
| Vanhool | 1 | - | - | - | 1 | - | 1 | - | - | - |
| Autres marques | 4 | 1 | - | - | - | - | - | 5 | 6 | 6 |
| Total | 2 | - | - | - | 1 | - | 1 | 5 | 6 | 6 |
| France | | | | | | | | | | |
| Citroën | 4 511 | 2 913 | 2 737 | 3 305 | 4 386 | 6 463 | 7 325 | 7 562 | 7 825 | 9 806 |
| Peugeot | 1 743 | 1 581 | 1 384 | 1 784 | 2 054 | 3 753 | 3 901 | 5 061 | 4 525 | 6 107 |
| Renault | 5 247 | 4 453 | 4 420 | 4 873 | 4 074 | 3 889 | 5 352 | 6 846 | 7 615 | 9 100 |
| Autres marques | 8 | 3 | 1 | - | - | - | 1 | - | - | - |
| Total | 11 509 | 8 950 | 8 543 | 9 962 | 10 514 | 14 105 | 16 579 | 19 469 | 19 965 | 25 013 |
| Italie | | | | | | | | | | |
| Fiat | 2 082 | 1 639 | 1 583 | 1 489 | 1 485 | 2 726 | 2 841 | 3 293 | 3 262 | 3 941 |
| Iveco | 933 | 933 | 1 043 | 973 | 1 120 | 1 173 | 1 417 | 1 491 | 1 687 | 1 535 |
| Autres marques | - | - | - | - | - | - | - | - | - | 1 |
| Total | 3 015 | 2 572 | 2 626 | 2 462 | 2 605 | 3 899 | 4 258 | 4 784 | 4 949 | 5 477 |

**Tableau 1.- REPARTITION DES VEHICULES AUTOMOBILES NEUFS, MIS EN CIRCULATION,
D'APRES LE PAYS DE PROVENANCE ET LA MARQUE - PERIODE 1992-2001 (suite)**

- VEHICULES POUR LE TRANSPORT DE MARCHANDISES (suite) -

| PAYS DE PROVENANCE ET MARQUES | 1992 | 1993 | 1994 | 1995 | 1996 | 1997 | 1998 | 1999 | 2000 | 2001 |
|-------------------------------|--------------|--------------|--------------|--------------|--------------|--------------|--------------|---------------|--------------|--------------|
| Japon | | | | | | | | | | |
| Daihatsu | 382 | 297 | 174 | 199 | 164 | 335 | 147 | 64 | 181 | 83 |
| Datsun | 2 534 | 2 215 | 1 820 | 1 787 | 1 313 | 1 812 | 2 965 | 4 154 | 3 682 | 2 748 |
| Isuzu | 169 | 90 | 63 | 91 | 110 | 88 | 77 | 11 | 14 | - |
| Kawasaki | - | - | - | 2 | 2 | 2 | - | 6 | 4 | 4 |
| Mazda | 681 | 531 | 377 | 368 | 308 | 390 | 355 | 440 | 576 | 408 |
| Mitsubishi | 1 079 | 1 404 | 1 310 | 1 589 | 1 716 | 2 570 | 2 517 | 3 400 | 2 575 | 2 055 |
| Toyota | 2 076 | 1 511 | 1 370 | 1 249 | 1 196 | 1 461 | 1 848 | 1 664 | 1 494 | 1 384 |
| Subaru | 40 | 22 | 5 | 5 | 2 | 9 | 8 | 14 | 19 | - |
| Suzuki | 706 | 790 | 641 | 532 | 342 | 495 | 593 | 1 020 | 615 | 386 |
| Autres marques | - | - | - | 1 | - | - | 1 | - | - | 10 |
| Total | 7 667 | 6 860 | 5 760 | 5 823 | 5 153 | 7 162 | 8 511 | 10 773 | 9 160 | 7 086 |
| Royaume-Uni | | | | | | | | | | |
| Bedford | 1 | 3 | - | - | 1 | - | - | - | - | - |
| British Leyland: | 114 | 79 | 103 | 119 | 161 | - | 309 | 387 | 413 | 437 |
| - Austin | 11 | 2 | 4 | - | - | - | - | - | - | - |
| - Land Rover | 103 | 77 | 101 | 119 | 161 | 215 | 309 | 387 | 413 | 437 |
| - Leyland | - | - | - | - | - | - | - | - | - | - |
| Autres marques | - | - | - | - | 2 | 3 | 2 | 7 | - | - |
| Total | 115 | 82 | 105 | 119 | 164 | 218 | 311 | 394 | 413 | 437 |
| Pays-Bas | | | | | | | | | | |
| D.A.F. | 1 406 | 679 | 493 | 634 | 657 | 630 | 562 | 715 | 694 | 763 |
| Autres marques | 1 | - | 1 | - | - | - | 1 | - | - | - |
| Total | 1 407 | 679 | 494 | 634 | 657 | 630 | 563 | 715 | 694 | 763 |
| Espagne | | | | | | | | | | |
| Seat | 291 | 207 | 119 | 29 | 393 | 437 | 284 | 470 | 283 | 252 |
| Pegaso | 6 | - | - | - | - | - | - | - | - | - |
| Total | 297 | 207 | 119 | 29 | 393 | 437 | 284 | 470 | 283 | 252 |
| Suède | | | | | | | | | | |
| S.A.A.B. | - | - | - | - | - | - | 2 | 4 | 5 | 1 |
| Scania | 365 | 306 | 249 | 356 | 322 | 466 | 390 | 465 | 470 | 446 |
| Volvo | 775 | 641 | 666 | 756 | 824 | 767 | 731 | 1 016 | 1 052 | 1 072 |
| Total | 1 140 | 947 | 915 | 1 112 | 1 146 | 1 233 | 1 123 | 1 485 | 1 527 | 1 519 |
| République Tchèque | | | | | | | | | | |
| Skoda | 4 | 89 | 41 | 33 | 60 | 58 | 56 | 93 | 55 | 32 |
| Tatraplan | 36 | 29 | - | - | - | - | - | - | - | - |
| Total | 40 | 118 | 41 | 33 | 60 | 58 | 56 | 93 | 55 | 32 |

**Tableau 1.- REPARTITION DES VEHICULES AUTOMOBILES NEUFS, MIS EN CIRCULATION,
D'APRES LE PAYS DE PROVENANCE ET LA MARQUE - PERIODE 1992-2001 (suite)**

- VEHICULES POUR LE TRANSPORT DE MARCHANDISES (suite) -

| PAYS DE PROVENANCE ET MARQUES | 1992 | 1993 | 1994 | 1995 | 1996 | 1997 | 1998 | 1999 | 2000 | 2001 |
|--|---------------|---------------|---------------|---------------|---------------|---------------|---------------|---------------|---------------|---------------|
| Russie | | | | | | | | | | |
| Vaz-Lada | 107 | 61 | 34 | 28 | 19 | 27 | 12 | 2 | 18 | 20 |
| Total | 107 | 61 | 34 | 28 | 19 | 27 | 12 | 2 | 18 | 20 |
| Etats-Unis d'Amérique | | | | | | | | | | |
| Chevrolet | 51 | 44 | 48 | 143 | 163 | 204 | 227 | 262 | 167 | 83 |
| Chrysler | 113 | 187 | 346 | 620 | 314 | 376 | 117 | 72 | 71 | 58 |
| Dodge | - | 5 | 3 | 31 | 83 | 86 | 85 | 78 | 54 | 29 |
| Ford | - | - | 2 | - | 1 | - | - | - | - | 10 |
| G.M.C. | 16 | 6 | 10 | 28 | 32 | 19 | 20 | - | - | - |
| International | 3 | - | - | - | 2 | 1 | - | - | - | - |
| Jeep | 214 | 166 | 144 | 164 | 132 | 90 | 74 | 59 | 122 | 74 |
| Pontiac | 5 | 16 | 17 | 23 | 9 | - | - | - | - | - |
| Lincoln | - | - | - | - | - | 1 | 10 | 6 | 2 | 2 |
| Valiant | - | - | - | 7 | 17 | 10 | - | - | - | - |
| Autres marques | - | - | - | - | - | - | 1 | 9 | 4 | 2 |
| Total | 402 | 424 | 570 | 1 016 | 753 | 787 | 534 | 486 | 420 | 258 |
| Pologne | | | | | | | | | | |
| Fso Polonez | 29 | 40 | 25 | 15 | 13 | 2 | - | 1 | 1 | - |
| Total | 29 | 40 | 25 | 15 | 13 | 2 | - | 1 | 1 | - |
| Roumanie | | | | | | | | | | |
| Aro | 19 | 10 | 2 | - | 1 | 2 | - | - | - | - |
| Total | 19 | 10 | 2 | - | 1 | 2 | - | - | - | - |
| Corée du Sud | | | | | | | | | | |
| Daewoo | - | - | - | - | 2 | 4 | 3 | 19 | 134 | 104 |
| Kia | - | - | 73 | 309 | 154 | 158 | 87 | 191 | 192 | 149 |
| Hyundai | - | - | 343 | 481 | 307 | 278 | 268 | 868 | 561 | 614 |
| Ssangyong | - | - | - | 106 | 72 | 53 | 145 | 124 | 13 | - |
| Autres marques | - | - | - | - | - | - | - | - | - | 3 |
| Total | - | - | 416 | 896 | 535 | 493 | 503 | 1 202 | 900 | 870 |
| Autres nationalités ou marques dont la nationalité est inconnue | 2 264 | 2 440 | 3 053 | 2 198 | 2 244 | 2 238 | 115 | 145 | 129 | 118 |
| Grues et machines-outils | 1 995 | 2 161 | 2 326 | 1 788 | 1 907 | 1 957 | 2 453 | 2 508 | 2 861 | 2 319 |
| Total général | 38 466 | 33 098 | 32 867 | 36 816 | 39 811 | 49 103 | 54 711 | 63 429 | 60 261 | 64 360 |

**Tableau 1.- REPARTITION DES VEHICULES AUTOMOBILES NEUFS, MIS EN CIRCULATION,
D'APRES LE PAYS DE PROVENANCE ET LA MARQUE - PERIODE 1992-2001 (suite)**

- TRACTEURS -

| PAYS DE PROVENANCE ET MARQUES | 1992 | 1993 | 1994 | 1995 | 1996 | 1997 | 1998 | 1999 | 2000 | 2001 |
|--|--------------|--------------|--------------|--------------|--------------|--------------|--------------|--------------|--------------|--------------|
| Allemagne | | | | | | | | | | |
| M.A.N. | 269 | 237 | 379 | 484 | 396 | 531 | 567 | 619 | 669 | 865 |
| Mercedes | 524 | 436 | 464 | 572 | 549 | 895 | 839 | 798 | 731 | 652 |
| Autres marques | - | - | - | - | - | - | - | - | - | - |
| Total | 793 | 673 | 843 | 1 056 | 945 | 1 426 | 1 406 | 1 417 | 1 400 | 1 517 |
| France | | | | | | | | | | |
| Renault | 188 | 159 | 264 | 456 | 377 | 403 | 455 | 480 | 432 | 447 |
| Total | 188 | 159 | 264 | 456 | 377 | 403 | 455 | 480 | 432 | 447 |
| Italie | | | | | | | | | | |
| Fiat | - | - | 1 | - | - | - | - | - | - | - |
| Iveco | 198 | 193 | 165 | 228 | 209 | 343 | 237 | 276 | 181 | 193 |
| Total | 198 | 193 | 166 | 228 | 209 | 343 | 237 | 276 | 181 | 193 |
| Pays-Bas | | | | | | | | | | |
| D.A.F. | 559 | 300 | 390 | 583 | 609 | 774 | 969 | 1 056 | 1 005 | 1 199 |
| Total | 559 | 300 | 390 | 583 | 609 | 774 | 969 | 1 056 | 1 005 | 1 199 |
| Espagne | | | | | | | | | | |
| Pegaso | 10 | 1 | - | - | - | - | - | - | - | - |
| Total | 10 | 1 | - | - | - | - | - | - | - | - |
| Suède | | | | | | | | | | |
| Scania | 740 | 444 | 635 | 1 066 | 936 | 827 | 996 | 1 160 | 1 114 | 1 055 |
| Volvo | 628 | 435 | 781 | 1 322 | 1 052 | 1 097 | 1 428 | 1 404 | 1 385 | 1 346 |
| Total | 1 368 | 879 | 1 416 | 2 388 | 1 988 | 1 924 | 2 424 | 2 564 | 2 499 | 2 401 |
| Autres nationalités ou marques dont la nationalité est inconnue | 25 | 34 | 22 | 12 | 12 | 6 | 4 | 2 | 4 | 1 |
| Total général | 3 141 | 2 239 | 3 101 | 4 723 | 4 140 | 4 876 | 5 495 | 5 795 | 5 521 | 5 758 |

**Tableau 1.- REPARTITION DES VEHICULES AUTOMOBILES NEUFS, MIS EN CIRCULATION,
D'APRES LE PAYS DE PROVENANCE ET LA MARQUE - PERIODE 1992-2001 (suite)**

- TRACTEURS AGRICOLES -

| PAYS DE PROVENANCE ET MARQUES | 1992 | 1993 | 1994 | 1995 | 1996 | 1997 | 1998 | 1999 | 2000 | 2001 |
|-------------------------------|------------|------------|------------|------------|------------|------------|------------|------------|------------|------------|
| Allemagne | | | | | | | | | | |
| Deutz | 145 | 159 | 221 | 119 | 204 | 164 | 215 | 208 | 193 | 201 |
| Fendt | 159 | 89 | 178 | 147 | 203 | 184 | 247 | 237 | 233 | 146 |
| Ford | 298 | 204 | 282 | 265 | 264 | 301 | 265 | 177 | 41 | 14 |
| Holder | 12 | 16 | 9 | 7 | 4 | 4 | - | - | - | - |
| Mercedes | 4 | 1 | - | 1 | - | - | - | - | - | - |
| Autres marques | - | 1 | 1 | - | - | - | 5 | 4 | 7 | 5 |
| Total | 618 | 470 | 691 | 539 | 675 | 653 | 732 | 626 | 474 | 366 |
| Autriche | | | | | | | | | | |
| Steyr | 50 | 21 | 25 | 36 | 40 | 24 | 43 | 48 | 60 | 46 |
| Total | 50 | 21 | 25 | 36 | 40 | 24 | 43 | 48 | 60 | 46 |
| Belgique | | | | | | | | | | |
| Autres marques | - | - | - | - | - | - | - | - | - | - |
| Total | - | - | - | - | - | - | - | - | - | - |
| France | | | | | | | | | | |
| Agria | 7 | 2 | 4 | 4 | 2 | 1 | - | - | - | - |
| Renault | 96 | 90 | 72 | 86 | 124 | 93 | 129 | 150 | 158 | 158 |
| Autres marques | - | - | - | - | - | - | 4 | 1 | - | - |
| Total | 103 | 92 | 76 | 90 | 126 | 94 | 133 | 151 | 158 | 158 |
| Italie | | | | | | | | | | |
| Ferrari | 13 | 4 | 13 | 5 | 4 | 7 | 3 | 3 | - | 5 |
| Fiat | 395 | 370 | 491 | 412 | 440 | 517 | 451 | 281 | 80 | 43 |
| Landini | 18 | 15 | 6 | 7 | 17 | 10 | 24 | 30 | 38 | 59 |
| Lamborghini | 23 | 38 | 44 | 53 | 48 | 43 | 36 | 46 | 40 | 42 |
| Same | 51 | 43 | 60 | 58 | 62 | 60 | 92 | 102 | 71 | 73 |
| Autres marques | 1 | - | - | - | - | - | - | - | - | - |
| Total | 500 | 471 | 614 | 535 | 571 | 637 | 606 | 462 | 229 | 222 |
| Japon | | | | | | | | | | |
| Hino | 3 | 2 | - | - | - | - | - | - | - | - |
| Honda | 23 | 19 | 11 | 10 | 8 | 7 | 4 | 4 | 5 | 5 |
| Kawasaki | - | - | - | 1 | - | - | - | 20 | 43 | 72 |
| Mitsubishi | - | 1 | - | 1 | 1 | - | - | - | - | - |
| Yamaha | - | - | - | - | 47 | 90 | 102 | 178 | 321 | 364 |
| Autres marques | - | - | 1 | - | - | - | 1 | - | - | - |
| Total | 26 | 22 | 12 | 12 | 56 | 97 | 107 | 202 | 369 | 441 |

**Tableau 1.- REPARTITION DES VEHICULES AUTOMOBILES NEUFS, MIS EN CIRCULATION,
D'APRES LE PAYS DE PROVENANCE ET LA MARQUE - PERIODE 1992-2001 (suite)**

- TRACTEURS AGRICOLES (suite) -

| PAYS DE PROVENANCE ET MARQUES | 1992 | 1993 | 1994 | 1995 | 1996 | 1997 | 1998 | 1999 | 2000 | 2001 |
|--|--------------|--------------|--------------|--------------|--------------|--------------|--------------|--------------|--------------|--------------|
| Royaume-Uni | | | | | | | | | | |
| Massey-Ferguson | 215 | 202 | 266 | 271 | 349 | 295 | 330 | 229 | 217 | 206 |
| Autres marques | - | - | - | - | - | 1 | - | - | - | - |
| Total | 215 | 202 | 266 | 271 | 349 | 296 | 330 | 229 | 217 | 206 |
| Espagne | | | | | | | | | | |
| Ebro | - | - | - | - | - | - | - | - | - | - |
| Total | - | - | - | - | - | - | - | - | - | - |
| République Tchèque | | | | | | | | | | |
| Zétor | 77 | 37 | 33 | 41 | 41 | 39 | 45 | 30 | 13 | 19 |
| Total | 77 | 37 | 33 | 41 | 41 | 39 | 45 | 30 | 13 | 19 |
| Russie | | | | | | | | | | |
| Bielarus | 9 | 12 | 8 | 6 | 7 | 11 | 11 | 4 | 5 | 3 |
| Total | 9 | 12 | 8 | 6 | 7 | 11 | 11 | 4 | 5 | 3 |
| Etats-Unis d'Amérique | | | | | | | | | | |
| International | 1 | 1 | 1 | 1 | 1 | 1 | - | - | - | - |
| John Deere | 217 | 195 | 246 | 255 | 306 | 297 | 353 | 346 | 387 | 359 |
| Case it | 240 | 195 | 253 | 236 | 300 | 261 | 252 | 276 | 219 | 189 |
| Autres marques | - | - | - | - | - | - | 2 | - | - | - |
| Total | 458 | 391 | 500 | 492 | 607 | 559 | 607 | 622 | 606 | 548 |
| Pologne | | | | | | | | | | |
| Ursus | 17 | 21 | 13 | 17 | 2 | 1 | - | - | - | - |
| Zuk | - | - | - | - | 1 | - | - | - | - | - |
| Autres marques | - | - | - | - | - | - | - | 3 | 2 | 2 |
| Total | 17 | 21 | 13 | 17 | 3 | 1 | - | 3 | 2 | 2 |
| Autres nationalités ou marques dont la nationalité est inconnue | 141 | 109 | 140 | 126 | 158 | 177 | 330 | 509 | 954 | 921 |
| Total général | 2 214 | 1 848 | 2 378 | 2 165 | 2 633 | 2 588 | 2 944 | 2 886 | 3 087 | 2 932 |

**Tableau 1.- REPARTITION DES VEHICULES AUTOMOBILES NEUFS, MIS EN CIRCULATION,
D'APRES LE PAYS DE PROVENANCE ET LA MARQUE - PERIODE 1992-2001 (suite)**

- TOTAL -

| PAYS DE PROVENANCE ET MARQUES | 1992 | 1993 | 1994 | 1995 | 1996 | 1997 | 1998 | 1999 | 2000 | 2001 |
|-------------------------------------|----------------|----------------|----------------|----------------|----------------|----------------|----------------|----------------|----------------|----------------|
| Allemagne | | | | | | | | | | |
| B.M.W. | 14 816 | 13 519 | 13 880 | 13 937 | 16 524 | 15 384 | 15 841 | 18 048 | 20 714 | 20 960 |
| Deutz | 145 | 159 | 221 | 119 | 204 | 164 | 215 | 208 | 193 | 201 |
| Audi | 19 827 | 14 497 | 15 163 | 13 922 | 15 520 | 16 265 | 18 814 | 17 808 | 18 051 | 19 008 |
| Evobus Mercedes | .. | .. | .. | .. | .. | .. | 66 | 87 | 94 | 106 |
| Evobus Setra | .. | .. | .. | .. | .. | .. | 31 | 41 | 38 | 23 |
| Fendt | 159 | 89 | 178 | 147 | 203 | 184 | 247 | 237 | 233 | 146 |
| Ford | 48 482 | 34 299 | 30 378 | 29 087 | 33 857 | 33 255 | 34 522 | 35 527 | 35 459 | 31 235 |
| Holder | 12 | 16 | 9 | 7 | 4 | 4 | - | - | - | - |
| M.A.N. | 818 | 626 | 764 | 971 | 873 | 1 020 | 1 091 | 1 332 | 1 496 | 1 698 |
| Neoplan | 11 | 8 | 3 | 7 | 6 | 3 | - | - | - | - |
| Mercedes | 16 775 | 15 362 | 18 116 | 16 996 | 20 245 | 22 637 | 26 413 | 31 316 | 32 145 | 31 990 |
| Web smart | - | - | - | - | - | - | .. | 978 | 2 118 | 2 054 |
| Opel | 48 606 | 40 381 | 41 244 | 39 083 | 40 619 | 46 552 | 44 556 | 52 878 | 55 318 | 52 473 |
| Porsche | 599 | 289 | 389 | 308 | 283 | 463 | 610 | 616 | 688 | 570 |
| Setra | 38 | 50 | 47 | 45 | 35 | 4 | - | - | - | - |
| Volkswagen | 57 292 | 50 637 | 51 061 | 53 778 | 61 148 | 62 258 | 64 731 | 73 657 | 72 840 | 66 224 |
| Autres marques | 12 | 2 | - | - | 3 | - | 10 | 7 | 9 | 6 |
| Total | 207 592 | 169 935 | 171 453 | 168 407 | 189 524 | 198 193 | 207 147 | 232 740 | 239 396 | 226 694 |
| Autriche | | | | | | | | | | |
| Steyr | 72 | 52 | 40 | 75 | 60 | 42 | 44 | 48 | 60 | 46 |
| Autres marques | 1 | - | - | - | - | - | 1 | - | - | - |
| Total | 73 | 52 | 40 | 75 | 60 | 42 | 45 | 48 | 60 | 46 |
| Belgique | | | | | | | | | | |
| Eoscoach | .. | .. | .. | .. | .. | .. | 64 | 76 | 71 | 40 |
| Jonckheere | .. | .. | .. | .. | .. | .. | 40 | 11 | 73 | - |
| Gillet Vertigo | 1 | - | 2 | - | 1 | - | - | - | - | - |
| Mol | - | - | - | 2 | - | 1 | - | - | - | - |
| Vanhool | 296 | 351 | 153 | 144 | 185 | 162 | 338 | 287 | 195 | 256 |
| Autres marques | 1 | - | - | - | - | - | 2 | 10 | 6 | 5 |
| Total | 298 | 351 | 155 | 146 | 186 | 163 | 444 | 384 | 345 | 301 |
| France | | | | | | | | | | |
| Agria | 7 | 2 | 4 | 4 | 2 | 1 | - | - | - | - |
| Alpine | 29 | 3 | - | 1 | 1 | 1 | - | - | - | - |
| Citroën | 336 453 | 26 880 | 28 307 | 26 110 | 31 014 | 33 615 | 40 247 | 42 072 | 47 230 | 55 603 |
| Peugeot | 39 097 | 32 760 | 33 507 | 29 941 | 34 431 | 36 503 | 42 222 | 52 480 | 58 621 | 59 199 |
| Renault | 51 666 | 47 802 | 49 302 | 43 546 | 47 038 | 41 793 | 54 911 | 60 065 | 65 567 | 71 439 |

**Tableau 1.- REPARTITION DES VEHICULES AUTOMOBILES NEUFS, MIS EN CIRCULATION,
D'APRES LE PAYS DE PROVENANCE ET LA MARQUE - PERIODE 1992-2001 (suite)**

- TOTAL (suite) -

| PAYS DE PROVENANCE ET MARQUES | 1992 | 1993 | 1994 | 1995 | 1996 | 1997 | 1998 | 1999 | 2000 | 2001 |
|-------------------------------------|----------------|----------------|----------------|----------------|----------------|----------------|----------------|----------------|----------------|----------------|
| Matra Renault | 2 716 | 3 013 | 3 919 | 2 806 | 2 238 | 2 106 | 57 | - | - | - |
| Autres marques | 9 | 3 | 3 | - | 1 | 1 | 7 | 5 | 2 | - |
| Total | 129 977 | 110 463 | 115 042 | 102 408 | 114 725 | 114 020 | 137 444 | 154 622 | 171 420 | 186 241 |
| Italie | | | | | | | | | | |
| Alfa-Roméo | 4 478 | 3 206 | 3 209 | 3 432 | 3 720 | 3 212 | 6 172 | 7 152 | 8 533 | 8 912 |
| Ferrari | 134 | 74 | 103 | 54 | 50 | 67 | 83 | 59 | 85 | 73 |
| Fiat | 20 256 | 13 814 | 13 983 | 12 552 | 14 717 | 16 103 | 19 188 | 19 662 | 22 764 | 18 445 |
| Iveco | 1 159 | 1 160 | 1 297 | 1 290 | 1 435 | 1 639 | 1 732 | 1 864 | 2 007 | 1 801 |
| Lancia | 3 980 | 2 447 | 2 603 | 2 649 | 3 128 | 2 681 | 2 535 | 2 875 | 3 693 | 2 489 |
| Landini | 18 | 15 | 6 | 7 | 17 | 10 | 24 | 30 | 38 | 59 |
| Lamborghini | 31 | 40 | 45 | 54 | 50 | 45 | 37 | 46 | 41 | 43 |
| Mean | 30 | 22 | 32 | 17 | 27 | 24 | 18 | 38 | 57 | 29 |
| Same | 51 | 43 | 60 | 58 | 62 | 60 | 92 | 102 | 71 | 73 |
| Detomaso | - | - | - | - | - | - | - | - | - | - |
| Autres marques | - | 1 | - | - | - | - | 1 | - | - | 1 |
| Total | 30 137 | 20 822 | 21 338 | 20 113 | 23 206 | 23 841 | 29 882 | 31 828 | 37 289 | 31 925 |
| Japon | | | | | | | | | | |
| Daihatsu | 4 421 | 3 083 | 1 608 | 1 044 | 819 | 1 461 | 1 459 | 962 | 1 520 | 960 |
| Datsun | 34 204 | 21 716 | 19 196 | 15 212 | 12 863 | 15 883 | 17 299 | 15 975 | 14 585 | 11 738 |
| Hino | 3 | 2 | - | 1 | - | - | - | - | - | - |
| Honda | 8 044 | 6 272 | 6 633 | 5 649 | 5 339 | 6 497 | 6 648 | 6 191 | 5 208 | 3 229 |
| Isuzu | 280 | 119 | 69 | 94 | 110 | 97 | 89 | 12 | 15 | - |
| Kawasaki | - | - | - | 3 | 2 | 2 | - | 26 | 47 | 76 |
| Lexus | - | - | - | 107 | 125 | 87 | 312 | 572 | 631 | 643 |
| Mazda | 15 104 | 9 732 | 10 039 | 7 757 | 8 721 | 7 337 | 8 103 | 8 808 | 7 851 | 4 534 |
| Mitsubishi | 10 788 | 9 410 | 8 266 | 9 043 | 9 837 | 10 400 | 13 810 | 14 691 | 11 363 | 7 660 |
| Yamaha | - | - | - | - | 47 | 90 | 102 | 178 | 321 | 364 |
| Toyota | 29 639 | 26 914 | 24 858 | 19 845 | 20 754 | 20 615 | 26 373 | 24 432 | 24 135 | 21 267 |
| Subaru | 2 594 | 1 964 | 1 945 | 1 206 | 1 340 | 966 | 968 | 1 323 | 777 | 435 |
| Suzuki | 6 451 | 5 154 | 4 978 | 5 171 | 5 317 | 5 948 | 6 340 | 7 332 | 6 025 | 4 731 |
| Autres marques | - | - | - | - | - | - | 2 | - | - | 6 |
| Total | 111 528 | 84 366 | 77 592 | 65 132 | 65 274 | 69 383 | 81 505 | 80 502 | 72 478 | 55 643 |
| Royaume-Uni | | | | | | | | | | |
| Bentley | 12 | 19 | 25 | 4 | 15 | 9 | 13 | 12 | 18 | 18 |
| British Leyland: | 3 949 | 4 606 | 6 347 | 5 733 | 6 407 | 5 756 | 7 057 | 7 906 | 9 248 | 6 264 |
| - Austin | 24 | 6 | 4 | - | 23 | 38 | 82 | 87 | 129 | 22 |
| - Triumph | 9 | 5 | 18 | 14 | - | - | - | - | - | - |
| - Rover | 2 817 | 3 591 | 5 099 | 3 943 | 4 478 | 4 021 | 3 974 | 3 495 | 4 616 | 2 365 |
| - Land Rover | 710 | 670 | 882 | 1 260 | 1 411 | 980 | 2 309 | 3 259 | 3 098 | 2 738 |
| - Jaguar | 389 | 334 | 344 | 516 | 495 | 717 | 692 | 1 065 | 1 405 | 1 139 |

**Tableau 1.- REPARTITION DES VEHICULES AUTOMOBILES NEUFS, MIS EN CIRCULATION,
D'APRES LE PAYS DE PROVENANCE ET LA MARQUE - PERIODE 1992-2001 (suite)**

- TOTAL (suite) -

| PAYS DE PROVENANCE ET MARQUES | 1992 | 1993 | 1994 | 1995 | 1996 | 1997 | 1998 | 1999 | 2000 | 2001 |
|-------------------------------|---------------|---------------|---------------|---------------|---------------|---------------|---------------|---------------|---------------|---------------|
| Aston martin | 3 | 3 | 3 | 19 | 11 | 17 | - | 17 | 23 | 28 |
| Daimler | 136 | 118 | 86 | 139 | 114 | 79 | 148 | 67 | 63 | 43 |
| Ford | 17 | 5 835 | 11 878 | 11 083 | 10 992 | 8 820 | 9 010 | 6 917 | 4 191 | 8 245 |
| Lotus | 45 | 25 | 25 | 39 | 36 | 69 | 97 | 113 | 116 | 49 |
| Massey-Ferguson | 215 | 202 | 266 | 271 | 349 | 295 | 330 | 229 | 217 | 206 |
| Morgan | 8 | 15 | 10 | 18 | 14 | 17 | 18 | 17 | 19 | 13 |
| Rolls-Royce | 6 | 1 | 8 | 4 | 7 | 5 | - | - | - | - |
| Foden | 3 | 1 | 3 | 1 | 2 | - | - | - | - | - |
| Vauxhall | - | - | 1 | - | 1 | - | - | - | - | - |
| Marcos Montana | - | - | - | 2 | 2 | - | - | - | - | - |
| M.G. RV8 | - | - | - | 1 | - | - | 242 | 323 | 195 | 146 |
| Panther Kallista | - | - | 3 | 3 | - | 1 | - | - | - | - |
| Autres marques | 3 | 4 | 3 | 6 | 138 | 147 | 13 | 14 | 10 | 4 |
| Total | 4 397 | 10 829 | 18 658 | 17 319 | 18 088 | 15 215 | 16 928 | 15 615 | 14 100 | 15 016 |
| Pays-Bas | | | | | | | | | | |
| Bova | .. | .. | .. | .. | .. | .. | 18 | 21 | 16 | 15 |
| D.A.F. | 2 024 | 1 001 | 890 | 1 226 | 1 290 | 1 441 | 1 644 | 1 801 | 1 754 | 1 994 |
| Volvo | - | - | - | - | - | - | - | - | - | - |
| Autres marques | 1 | - | 1 | - | - | - | 1 | - | - | - |
| Total | 2 025 | 1 001 | 891 | 1 226 | 1 290 | 1 441 | 1 663 | 1 822 | 1 770 | 2 009 |
| Espagne | | | | | | | | | | |
| Ebro | - | - | - | - | - | - | - | - | - | - |
| Seat | 8 075 | 5 642 | 6 318 | 5 685 | 6 799 | 7 619 | 10 724 | 12 464 | 14 114 | 12 260 |
| Pegaso | 16 | 1 | - | - | - | - | - | - | - | - |
| Total | 8 091 | 5 643 | 6 318 | 5 685 | 6 799 | 7 619 | 10 724 | 12 464 | 14 114 | 12 260 |
| Suède | | | | | | | | | | |
| S.A.A.B. | 2 104 | 1 799 | 2 093 | 2 055 | 1 932 | 1 726 | 2 949 | 2 611 | 2 971 | 2 427 |
| Scania | 1 133 | 770 | 908 | 1 435 | 1 280 | 1 315 | 1 415 | 1 655 | 1 621 | 1 527 |
| Volvo | 11 242 | 7 553 | 10 209 | 11 010 | 11 608 | 11 490 | 14 157 | 13 751 | 12 972 | 12 495 |
| Total | 14 479 | 10 122 | 13 210 | 14 500 | 14 820 | 14 531 | 18 521 | 18 017 | 17 564 | 16 449 |
| République Tchèque | | | | | | | | | | |
| Skoda | 1 394 | 1 615 | 1 398 | 1 769 | 2 318 | 2 822 | 3 948 | 4 453 | 5 380 | 7 230 |
| Tatraplan | 36 | 53 | - | - | - | - | - | - | - | - |
| Zétor | 77 | 37 | 33 | 41 | 41 | 39 | 45 | 30 | 13 | 19 |
| Total | 1 507 | 1 705 | 1 431 | 1 810 | 2 359 | 2 861 | 3 993 | 4 483 | 5 393 | 7 249 |
| Russie | | | | | | | | | | |
| Lada-Vaz | .. | .. | .. | .. | .. | .. | .. | .. | 660 | 442 |
| Vaz-Lada | 9 140 | 3 753 | 2 661 | 1 195 | 684 | 319 | 210 | 69 | 25 | 23 |
| Volga | 2 | - | - | 1 | - | - | - | - | - | - |
| Bielarus | 9 | 12 | 8 | 6 | 7 | 11 | 11 | - | - | - |
| Autres marques | 8 | - | - | - | - | - | - | 4 | 5 | 3 |
| Total | 9 159 | 3 765 | 2 669 | 1 202 | 694 | 330 | 221 | 73 | 690 | 468 |

**Tableau 1.- REPARTITION DES VEHICULES AUTOMOBILES NEUFS, MIS EN CIRCULATION,
D'APRES LE PAYS DE PROVENANCE ET LA MARQUE - PERIODE 1992-2001 (suite)**

- TOTAL (suite) -

| PAYS DE PROVENANCE ET MARQUES | 1992 | 1993 | 1994 | 1995 | 1996 | 1997 | 1998 | 1999 | 2000 | 2001 |
|--|----------------|----------------|----------------|----------------|----------------|----------------|----------------|----------------|----------------|----------------|
| Etats-Unis d'Amérique | | | | | | | | | | |
| Buick | 184 | 88 | 76 | 64 | 40 | 14 | - | - | - | - |
| Cadillac | 156 | 111 | 79 | 64 | 61 | 37 | 101 | 80 | 75 | 51 |
| Chevrolet | 1 246 | 1 017 | 710 | 481 | 443 | 393 | 420 | 636 | 500 | 313 |
| Chrysler | 2 404 | 1 937 | 2 207 | 2 531 | 3 068 | 2 654 | 2 668 | 2 552 | 2 865 | 2 790 |
| Dodge | 7 | 17 | 7 | 41 | 134 | 119 | 96 | 98 | 73 | 36 |
| Ford | 1 | 50 | 454 | 191 | 193 | 305 | 845 | 3 366 | 2 686 | 1 352 |
| G.M.C. | 20 | 6 | 13 | 29 | 35 | 22 | 23 | - | - | - |
| International | 4 | 1 | 1 | 3 | 4 | 4 | - | - | - | - |
| Jeep | 821 | 827 | 660 | 706 | 729 | 903 | 857 | 889 | 874 | 717 |
| John Deere | 217 | 196 | 251 | 258 | 306 | 297 | 353 | 346 | 387 | 359 |
| Mercury | 2 | 1 | 31 | 31 | 16 | 20 | - | - | - | - |
| Oldsmobile | 12 | 2 | - | 1 | 1 | - | - | - | - | - |
| Plymouth | 3 | 2 | 3 | - | - | - | - | - | - | - |
| Pontiac | 738 | 1 196 | 1 356 | 833 | 461 | 137 | - | - | - | - |
| Lincoln | 3 | 2 | 13 | 9 | 24 | 14 | 28 | 33 | 20 | 19 |
| Case it | 240 | 195 | 253 | 236 | 300 | 261 | 252 | 276 | 219 | 189 |
| Valiant | - | - | - | 19 | 62 | 23 | - | - | - | - |
| Autres marques | 1 | 3 | - | - | 1 | 9 | 33 | 23 | 14 | 7 |
| Total | 6 059 | 5 651 | 6 114 | 5 497 | 5 878 | 5 212 | 5 676 | 8 299 | 7 713 | 5 833 |
| Pologne | | | | | | | | | | |
| Fso Polonez | 72 | 79 | 41 | 31 | 34 | 21 | - | 6 | 3 | 2 |
| Ursus | 17 | 21 | 13 | 17 | 2 | 1 | - | - | - | - |
| Zuk | - | - | - | - | 1 | - | - | - | - | - |
| Total | 89 | 100 | 54 | 48 | 37 | 22 | - | 6 | 3 | 2 |
| Roumanie | | | | | | | | | | |
| Aro | 29 | 10 | 3 | 1 | 5 | 2 | - | - | - | - |
| Dacia 1300 | - | - | - | - | - | - | - | - | - | - |
| Total | 29 | 10 | 3 | 1 | 5 | 2 | - | - | - | - |
| Corée du Sud | | | | | | | | | | |
| Daewoo | - | - | - | 2 000 | 3 654 | 2 948 | 4 231 | 4 953 | 7 164 | 3 301 |
| Kia | - | - | 376 | 1 304 | 1 512 | 1 171 | 1 344 | 2 387 | 2 388 | 991 |
| Hyundai | 1 844 | 2 519 | 2 924 | 3 633 | 3 180 | 3 117 | 3 816 | 5 261 | 5 471 | 5 085 |
| Ssangyong | - | - | - | 339 | 305 | 177 | 440 | 315 | 34 | - |
| Autres marques | - | - | - | - | - | - | - | - | - | 5 |
| Total | 1 844 | 2 519 | 3 300 | 7 276 | 8 651 | 7 413 | 9 831 | 12 916 | 15 057 | 9 382 |
| Autres nationalités ou marques dont la nationalité est inconnue | 2 936 | 3 256 | 4 879 | 3 688 | 4 180 | 4 018 | 3 879 | 3 465 | 4 267 | 4 279 |
| Total général | 530 275 | 430 614 | 443 156 | 414 540 | 455 786 | 464 306 | 527 905 | 577 284 | 601 659 | 573 797 |

**Tableau 2.- REPARTITION DES VEHICULES AUTOMOBILES NEUFS MIS EN CIRCULATION
D'APRES LE PAYS DE PROVENANCE (EN %) - PERIODE 1992-2001**

| PAYS DE PROVENANCE | 1992 | 1993 | 1994 | 1995 | 1996 | 1997 | 1998 | 1999 | 2000 | 2001 |
|------------------------------------|---------------|---------------|---------------|---------------|---------------|---------------|---------------|---------------|---------------|---------------|
| - VOITURES POUR PERSONNES - | | | | | | | | | | |
| Allemagne | 40,25 | 40,46 | 39,47 | 41,63 | 42,14 | 43,76 | 39,96 | 41,53 | 41,05 | 40,86 |
| France | 24,32 | 25,79 | 26,24 | 24,79 | 25,37 | 24,41 | 25,93 | 26,67 | 28,37 | 32,13 |
| Italie | 5,44 | 4,47 | 4,42 | 4,55 | 4,84 | 4,65 | 5,34 | 5,21 | 5,99 | 5,21 |
| Japon | 21,28 | 19,74 | 17,78 | 16,02 | 14,71 | 15,27 | 15,72 | 13,79 | 11,84 | 9,63 |
| Pays-Bas | 0,01 | - | - | - | - | - | - | - | - | - |
| Royaume-Uni | 0,84 | 2,69 | 4,53 | 4,57 | 4,30 | 3,61 | 3,51 | 2,97 | 2,53 | 2,88 |
| Suède | 2,45 | 2,10 | 2,67 | 2,96 | 2,83 | 2,78 | 3,22 | 2,76 | 2,51 | 2,48 |
| République Tchèque | 0,29 | 0,39 | 0,34 | 0,47 | 0,55 | 0,68 | 0,84 | 0,86 | 1,00 | 1,44 |
| Russie | 1,86 | 0,94 | 0,65 | 0,32 | 0,16 | 0,07 | 0,04 | 0,01 | 0,13 | 0,09 |
| U.S.A. | 1,07 | 1,23 | 1,25 | 1,08 | 1,11 | 0,95 | 0,98 | 1,43 | 1,26 | 1,01 |
| Pologne | 0,01 | 0,01 | - | - | 0,01 | - | - | - | - | - |
| Malaisie | - | - | - | - | 0,09 | 0,18 | 0,09 | - | - | 0,02 |
| Espagne | 1,60 | 1,38 | 1,53 | 1,53 | 1,57 | 1,76 | 2,25 | 2,38 | 2,60 | 2,40 |
| Roumanie | - | - | - | - | - | - | - | - | - | - |
| Corée du Sud | 0,38 | 0,64 | 0,71 | 1,72 | 1,99 | 1,70 | 2,01 | 2,32 | 2,66 | 1,70 |
| Divers | 0,09 | 0,15 | 0,41 | 0,36 | 0,42 | 0,18 | 0,11 | 0,06 | 0,06 | 0,17 |
| Total | 100,00 | 100,00 | 100,00 | 100,00 | 100,00 | 100,00 | 100,00 | 100,00 | 100,00 | 100,00 |
| Amérique | 1,07 | 1,23 | 1,25 | 1,08 | 1,11 | 0,95 | 0,98 | 1,43 | 1,26 | 1,01 |
| Asie | 21,76 | 20,38 | 18,49 | 17,74 | 16,79 | 17,15 | 17,82 | 16,12 | 14,50 | 11,35 |
| Europe | 77,17 | 78,39 | 80,26 | 81,18 | 82,10 | 81,90 | 81,20 | 82,45 | 84,24 | 87,64 |
| - AUTOBUS ET AUTOCARS - | | | | | | | | | | |
| Allemagne | 32,76 | 30,92 | 37,03 | 36,81 | 36,97 | 29,72 | 29,29 | 40,99 | 37,30 | 40,60 |
| Belgique | 38,44 | 38,49 | 18,46 | 21,76 | 20,07 | 19,98 | 42,77 | 38,41 | 29,48 | 30,27 |
| France | 6,74 | 4,00 | 19,54 | 20,86 | 13,30 | 12,33 | 5,04 | 2,99 | 2,87 | 7,02 |
| Italie | 2,77 | 2,89 | 7,00 | 4,32 | 4,91 | 6,41 | 3,01 | 2,78 | 6,70 | 0,41 |
| Japon | - | 0,11 | 0,24 | - | - | - | - | - | - | - |
| Pays-Bas | - | 2,11 | 0,60 | 1,34 | 2,62 | 4,56 | 12,71 | 5,25 | 6,17 | 4,75 |
| Royaume-Uni | - | - | - | - | - | - | - | - | - | - |
| Suède | 8,98 | 7,56 | 10,98 | 7,90 | 15,70 | 8,01 | 5,53 | 7,31 | 16,70 | 14,05 |
| U.S.A. | - | - | 0,12 | - | - | - | 0,09 | - | - | 0,31 |
| Divers | 10,31 | 13,92 | 6,03 | 7,01 | 6,43 | 18,99 | 1,55 | 2,27 | 0,78 | 2,59 |
| Total | 100,00 | 100,00 | 100,00 | 100,00 | 100,00 | 100,00 | 100,00 | 100,00 | 100,00 | 100,00 |
| Amérique | - | - | 0,12 | - | - | - | 0,09 | - | - | 0,31 |
| Asie | - | 0,11 | 0,24 | - | - | - | - | - | - | - |
| Europe | 100,00 | 99,89 | 99,64 | 100,00 | 100,00 | 100,00 | 99,91 | 100,00 | 100,00 | 99,69 |

**Tableau 2.- REPARTITION DES VEHICULES AUTOMOBILES NEUFS MIS EN CIRCULATION
D'APRES LE PAYS DE PROVENANCE (EN %) - PERIODE 1992-2001 (suite)**

| PAYS DE PROVENANCE | 1992 | 1993 | 1994 | 1995 | 1996 | 1997 | 1998 | 1999 | 2000 | 2001 |
|--|---------------|---------------|---------------|---------------|---------------|---------------|---------------|---------------|---------------|---------------|
| - VEHICULES POUR LE TRANSPORT DE MARCHANDISES - | | | | | | | | | | |
| Allemagne | 27,11 | 29,24 | 30,88 | 33,82 | 39,02 | 36,24 | 37,14 | 34,30 | 32,89 | 32,54 |
| Autriche | 0,06 | 0,09 | 0,05 | 0,11 | 0,05 | 0,04 | - | - | - | - |
| Belgique | 0,01 | - | - | - | - | - | - | 0,01 | 0,01 | 0,01 |
| France | 29,92 | 27,04 | 25,99 | 27,06 | 26,41 | 28,73 | 31,73 | 31,96 | 34,78 | 40,32 |
| Italie | 7,84 | 7,77 | 7,99 | 6,69 | 6,54 | 7,94 | 8,15 | 7,85 | 8,62 | 8,83 |
| Japon | 19,93 | 20,73 | 17,53 | 15,82 | 12,94 | 14,59 | 16,29 | 17,68 | 15,96 | 11,42 |
| Pays-Bas | 3,66 | 2,05 | 1,50 | 1,72 | 1,65 | 1,28 | 1,08 | 1,17 | 1,21 | 1,23 |
| Royaume-Uni | 0,30 | 0,25 | 0,32 | 0,32 | 0,41 | 0,44 | 0,60 | 0,65 | 0,72 | 0,70 |
| Suède | 2,96 | 2,86 | 2,78 | 3,02 | 2,88 | 2,51 | 2,15 | 2,44 | 2,66 | 2,45 |
| République Tchèque | 0,10 | 0,36 | 0,12 | 0,09 | 0,15 | 0,12 | 0,11 | 0,15 | 0,10 | 0,05 |
| Russie | 0,28 | 0,18 | 0,10 | 0,08 | 0,05 | 0,05 | 0,02 | - | 0,03 | 0,03 |
| U.S.A. | 1,05 | 1,28 | 1,73 | 2,76 | 1,89 | 1,60 | 1,02 | 0,80 | 0,73 | 0,42 |
| Pologne | 0,08 | 0,12 | 0,08 | 0,04 | 0,03 | - | - | - | - | - |
| Espagne | 0,77 | 0,63 | 0,36 | 0,08 | 0,99 | 0,89 | 0,54 | 0,77 | 0,49 | 0,41 |
| Roumanie | 0,05 | 0,03 | 0,01 | - | - | - | - | - | - | - |
| Corée du Sud | - | - | 1,27 | 2,43 | 1,34 | 1,00 | 0,96 | 1,97 | 1,57 | 1,40 |
| Divers | 5,88 | 7,37 | 9,29 | 5,96 | 5,65 | 4,57 | 0,21 | 0,24 | 0,22 | 0,19 |
| Total | 100,00 | 100,00 | 100,00 | 100,00 | 100,00 | 100,00 | 100,00 | 100,00 | 100,00 | 100,00 |
| Amérique | 1,05 | 1,28 | 1,73 | 2,76 | 1,89 | 1,60 | 1,02 | 0,80 | 0,73 | 0,42 |
| Asie | 19,93 | 20,73 | 18,80 | 18,25 | 14,28 | 15,59 | 17,25 | 19,65 | 17,53 | 12,82 |
| Europe | 79,02 | 77,99 | 79,47 | 78,99 | 83,83 | 82,81 | 81,73 | 79,55 | 81,74 | 86,76 |
| - TRACTEURS - | | | | | | | | | | |
| Allemagne | 25,25 | 30,06 | 27,18 | 22,36 | 22,83 | 29,25 | 25,59 | 24,45 | 25,36 | 26,35 |
| Autriche | - | - | - | - | - | - | - | - | - | - |
| Belgique | - | - | - | - | - | 0,02 | - | - | - | - |
| France | 5,99 | 7,10 | 8,51 | 9,65 | 9,11 | 8,26 | 8,28 | 8,28 | 7,82 | 7,76 |
| Italie | 6,30 | 8,62 | 5,35 | 4,83 | 5,05 | 7,03 | 4,31 | 4,76 | 3,28 | 3,35 |
| Japon | 0,03 | - | - | 0,02 | - | - | - | - | - | 0,02 |
| Pays-Bas | 17,80 | 13,40 | 12,58 | 12,34 | 14,71 | 15,87 | 17,63 | 18,22 | 18,20 | 20,82 |
| Royaume-Uni | 0,10 | 0,04 | 0,10 | 0,02 | 0,05 | - | - | - | - | - |
| Suède | 43,55 | 39,26 | 45,66 | 50,56 | 48,02 | 39,46 | 44,11 | 44,25 | 45,26 | 41,70 |
| République Tchèque | 1,07 | - | - | - | - | - | - | - | - | - |
| U.S.A. | 0,03 | 0,18 | 0,16 | 0,11 | 0,07 | 0,04 | 0,05 | - | - | - |
| Espagne | 0,32 | 0,04 | - | - | - | - | - | - | - | - |
| Divers | 0,63 | 0,23 | 0,46 | 0,11 | 0,16 | 0,07 | 0,03 | 0,03 | 0,07 | - |
| Total | 100,00 | 100,00 | 100,00 | 100,00 | 100,00 | 100,00 | 100,00 | 100,00 | 100,00 | 100,00 |
| Amérique | 0,03 | 0,18 | 0,16 | 0,11 | 0,07 | 0,04 | 0,05 | - | - | - |
| Asie | - | - | 0,02 | - | - | - | - | - | - | 0,02 |
| Europe | 99,94 | 99,82 | 99,84 | 99,87 | 99,93 | 99,96 | 99,95 | 99,97 | 99,93 | 99,98 |

**Tableau 2.- REPARTITION DES VEHICULES AUTOMOBILES NEUFS MIS EN CIRCULATION
D'APRES LE PAYS DE PROVENANCE (EN %) - PERIODE 1992-2001 (suite)**

| PAYS DE PROVENANCE | 1992 | 1993 | 1994 | 1995 | 1996 | 1997 | 1998 | 1999 | 2000 | 2001 |
|--------------------------------|---------------|---------------|---------------|---------------|---------------|---------------|---------------|---------------|---------------|---------------|
| - TRACTEURS AGRICOLES - | | | | | | | | | | |
| Allemagne | 27,91 | 25,43 | 29,06 | 24,90 | 25,64 | 25,23 | 24,86 | 21,69 | 15,35 | 12,48 |
| Autriche | 2,26 | 1,14 | 1,05 | 1,66 | 1,52 | 0,93 | 1,46 | 1,66 | 1,94 | 1,57 |
| France | 4,65 | 4,98 | 3,20 | 4,16 | 4,79 | 3,63 | 4,52 | 5,23 | 5,12 | 5,39 |
| Italie | 22,58 | 25,49 | 25,82 | 24,71 | 21,69 | 24,61 | 20,58 | 16,01 | 7,42 | 7,57 |
| Japon | 1,17 | 1,19 | 0,50 | 0,55 | 2,13 | 3,75 | 3,63 | 7,00 | 11,95 | 15,04 |
| Royaume-Uni | 9,71 | 10,93 | 11,19 | 12,52 | 13,25 | 11,44 | 11,29 | 7,93 | 7,03 | 7,03 |
| République Tchèque | 3,48 | 2,00 | 1,39 | 1,89 | 1,56 | 1,51 | 1,53 | 1,04 | 0,42 | 0,44 |
| Russie | 0,41 | 0,65 | 0,34 | 0,28 | 0,27 | 0,43 | 0,37 | 0,14 | 0,16 | 0,10 |
| U.S.A. | 20,69 | 21,16 | 21,03 | 22,73 | 23,05 | 21,60 | 20,62 | 21,55 | 19,63 | 18,69 |
| Pologne | 0,77 | 1,14 | 0,55 | 0,79 | 0,11 | 0,04 | - | 0,10 | 0,06 | 0,07 |
| Espagne | - | - | - | - | - | - | - | - | - | - |
| Divers | 6,37 | 5,89 | 5,87 | 5,81 | 5,99 | 6,83 | 11,14 | 17,64 | 30,90 | 31,62 |
| Total | 100,00 | 100,00 | 100,00 | 100,00 | 100,00 | 100,00 | 100,00 | 100,00 | 100,00 | 100,00 |
| Amérique | 20,69 | 21,16 | 21,03 | 22,73 | 23,05 | 21,60 | 20,62 | 21,55 | 19,63 | 18,69 |
| Asie | 1,17 | 1,19 | 0,50 | 0,55 | 2,13 | 3,75 | 3,63 | 7,00 | 11,95 | 15,04 |
| Europe | 78,14 | 77,65 | 78,47 | 76,72 | 74,82 | 74,65 | 75,75 | 71,44 | 68,42 | 66,27 |
| - TOTAL - | | | | | | | | | | |
| Allemagne | 39,15 | 39,46 | 38,69 | 40,63 | 41,58 | 42,69 | 39,22 | 40,32 | 39,79 | 39,51 |
| Autriche | 0,01 | 0,01 | 0,01 | 0,02 | 0,01 | 0,01 | 0,01 | 0,01 | 0,01 | 0,01 |
| Belgique | 0,06 | 0,08 | 0,03 | 0,04 | 0,04 | 0,04 | 0,06 | 0,07 | 0,06 | 0,05 |
| France | 24,51 | 25,65 | 25,96 | 24,70 | 25,17 | 24,56 | 26,04 | 26,78 | 28,49 | 32,46 |
| Italie | 5,68 | 4,84 | 4,82 | 4,85 | 5,09 | 5,13 | 5,66 | 5,51 | 6,20 | 5,56 |
| Japon | 21,03 | 19,59 | 17,51 | 15,71 | 14,32 | 14,94 | 15,44 | 13,94 | 12,05 | 9,70 |
| Pays-Bas | 0,38 | 0,23 | 0,20 | 0,30 | 0,28 | 0,31 | 0,31 | 0,32 | 0,29 | 0,35 |
| Royaume-Uni | 0,83 | 2,51 | 4,21 | 4,18 | 3,97 | 3,28 | 3,21 | 2,70 | 2,34 | 2,62 |
| Suède | 2,73 | 2,35 | 2,98 | 3,50 | 3,25 | 3,13 | 3,51 | 3,12 | 2,92 | 2,87 |
| République Tchèque | 0,28 | 0,40 | 0,32 | 0,44 | 0,52 | 0,62 | 0,76 | 0,78 | 0,90 | 1,26 |
| Russie | 1,73 | 0,87 | 0,60 | 0,29 | 0,15 | 0,07 | 0,04 | 0,01 | 0,11 | 0,08 |
| U.S.A. | 1,14 | 1,31 | 1,38 | 1,33 | 1,29 | 1,12 | 1,08 | 1,44 | 1,28 | 1,02 |
| Pologne | 0,02 | 0,02 | 0,01 | 0,01 | 0,01 | - | - | - | - | - |
| Malaisie | - | - | - | - | 0,08 | 0,16 | 0,08 | - | - | 0,02 |
| Espagne | 1,53 | 1,31 | 1,43 | 1,37 | 1,49 | 1,64 | 2,03 | 2,16 | 2,35 | 2,14 |
| Roumanie | 0,01 | - | - | - | - | - | - | - | - | - |
| Corée du Sud | 0,35 | 0,58 | 0,74 | 1,76 | 1,90 | 1,60 | 1,86 | 2,24 | 2,50 | 1,64 |
| Divers | 0,55 | 0,78 | 1,11 | 0,87 | 0,93 | 0,70 | 0,70 | 0,60 | 0,71 | 0,71 |
| Total | 100,00 | 100,00 | 100,00 | 100,00 | 100,00 | 100,00 | 100,00 | 100,00 | 100,00 | 100,00 |
| Amérique | 1,14 | 1,31 | 1,38 | 1,33 | 1,29 | 1,12 | 1,08 | 1,44 | 1,28 | 1,02 |
| Asie | 21,38 | 20,17 | 18,25 | 17,47 | 16,30 | 16,70 | 17,38 | 16,18 | 14,55 | 11,36 |
| Europe | 77,48 | 78,52 | 80,37 | 81,20 | 82,41 | 82,18 | 81,54 | 82,38 | 84,17 | 87,62 |

**Tableau 5.- REPARTITION MENSUELLE DES VEHICULES AUTOMOBILES NEUFS
MIS EN CIRCULATION - PERIODE 1992-2001**

| MOIS | 1992 | 1993 | 1994 | 1995 | 1996 | 1997 | 1998 | 1999 | 2000 | 2001 |
|------------------------------------|----------------|----------------|----------------|----------------|----------------|----------------|----------------|----------------|----------------|----------------|
| - VOITURES POUR PERSONNES - | | | | | | | | | | |
| Janvier | 52 401 | 42 081 | 43 093 | 42 386 | 43 340 | 44 987 | 48 092 | 59 356 | 58 179 | 57 875 |
| Février | 50 588 | 35 011 | 42 748 | 31 175 | 44 819 | 39 560 | 44 006 | 45 160 | 58 309 | 46 157 |
| Mars | 47 414 | 44 107 | 50 871 | 39 530 | 45 953 | 39 900 | 45 885 | 54 965 | 62 824 | 50 604 |
| Avril | 55 506 | 39 647 | 37 248 | 33 179 | 40 473 | 41 342 | 48 352 | 47 952 | 52 832 | 45 649 |
| Mai | 57 810 | 29 039 | 35 277 | 33 720 | 37 427 | 33 317 | 38 389 | 40 337 | 51 676 | 46 581 |
| Juin | 37 815 | 35 784 | 35 877 | 34 464 | 34 844 | 37 327 | 42 369 | 48 913 | 43 748 | 44 829 |
| Juillet | 33 754 | 32 036 | 25 076 | 25 629 | 33 212 | 32 393 | 36 511 | 38 383 | 36 422 | 40 608 |
| Août | 25 887 | 23 973 | 22 625 | 23 523 | 21 109 | 23 659 | 29 629 | 31 376 | 31 469 | 33 312 |
| Septembre | 29 001 | 26 425 | 25 299 | 25 381 | 26 117 | 30 011 | 32 091 | 34 954 | 31 741 | 30 848 |
| Octobre | 36 677 | 29 116 | 30 525 | 30 326 | 32 956 | 34 023 | 39 292 | 38 127 | 39 919 | 42 508 |
| Novembre | 27 181 | 24 391 | 23 848 | 28 250 | 24 422 | 24 801 | 31 672 | 32 861 | 32 796 | 33 522 |
| Décembre | 17 657 | 18 479 | 19 778 | 16 389 | 17 557 | 19 785 | 21 088 | 23 034 | 20 522 | 21 466 |
| L'année | 471 691 | 379 909 | 392 265 | 363 952 | 402 229 | 401 105 | 457 376 | 495 418 | 520 437 | 493 959 |

VEHICULES DE PERSONNES QUI RESIDENT TEMPORAIREMENT DANS LE PAYS

| | | | | | | | | | | |
|----------------------|----------------|----------------|----------------|----------------|----------------|----------------|----------------|----------------|----------------|----------------|
| L'année | 14 006 | 12 621 | 11 716 | 6 213 | 6 056 | 5 823 | 6 348 | 8 785 | 11 203 | 5 820 |
| Total général | 485 697 | 392 530 | 403 981 | 370 165 | 408 285 | 406 928 | 463 724 | 504 203 | 531 640 | 499 779 |

- AUTOBUS ET AUTOCARS -

| | | | | | | | | | | |
|----------------|------------|------------|------------|------------|------------|------------|--------------|------------|--------------|------------|
| Janvier | 109 | 88 | 113 | 94 | 85 | 81 | 100 | 142 | 171 | 116 |
| Février | 101 | 82 | 40 | 53 | 97 | 55 | 68 | 71 | 174 | 112 |
| Mars | 106 | 102 | 81 | 63 | 105 | 96 | 92 | 138 | 184 | 111 |
| Avril | 60 | 73 | 53 | 42 | 92 | 113 | 107 | 97 | 106 | 92 |
| Mai | 32 | 48 | 39 | 47 | 68 | 105 | 104 | 63 | 100 | 74 |
| Juin | 44 | 112 | 46 | 61 | 93 | 60 | 142 | 93 | 83 | 68 |
| Juillet | 44 | 78 | 49 | 25 | 68 | 51 | 58 | 66 | 42 | 100 |
| Août | 36 | 47 | 37 | 32 | 70 | 63 | 63 | 85 | 82 | 62 |
| Septembre | 59 | 85 | 93 | 30 | 108 | 52 | 84 | 48 | 46 | 97 |
| Octobre | 37 | 54 | 144 | 43 | 67 | 39 | 76 | 61 | 63 | 34 |
| Novembre | 39 | 65 | 76 | 105 | 19 | 41 | 76 | 57 | 49 | 69 |
| Décembre | 76 | 45 | 51 | 60 | 39 | 53 | 54 | 43 | 38 | 30 |
| L'année | 743 | 879 | 822 | 655 | 911 | 809 | 1 024 | 964 | 1 138 | 965 |

VEHICULES DE PERSONNES QUI RESIDENT TEMPORAIREMENT DANS LE PAYS

| | | | | | | | | | | |
|----------------------|------------|------------|------------|------------|------------|------------|--------------|------------|--------------|------------|
| L'année | 14 | 20 | 7 | 16 | 6 | 2 | 7 | 7 | 12 | 3 |
| Total général | 757 | 899 | 829 | 671 | 917 | 811 | 1 031 | 971 | 1 150 | 968 |

**Tableau 5.- REPARTITION MENSUELLE DES VEHICULES AUTOMOBILES NEUFS
MIS EN CIRCULATION - PERIODE 1992-2001 (suite)**

| MOIS | 1992 | 1993 | 1994 | 1995 | 1996 | 1997 | 1998 | 1999 | 2000 | 2001 |
|--|---------------|---------------|---------------|---------------|---------------|---------------|---------------|---------------|---------------|---------------|
| - VEHICULES POUR LE TRANSPORT DE MARCHANDISES - | | | | | | | | | | |
| Janvier | 4 490 | 3 192 | 2 877 | 3 864 | 4 424 | 4 953 | 5 592 | 6 289 | 6 590 | 6 793 |
| Février | 3 671 | 3 241 | 2 743 | 3 500 | 3 739 | 4 739 | 4 650 | 5 684 | 5 993 | 6 348 |
| Mars | 4 451 | 4 063 | 3 528 | 4 060 | 3 820 | 4 609 | 5 136 | 6 943 | 6 457 | 7 064 |
| Avril | 3 356 | 3 422 | 2 552 | 3 308 | 3 416 | 5 327 | 4 926 | 6 650 | 4 886 | 6 335 |
| Mai | 3 408 | 2 504 | 2 673 | 3 284 | 3 408 | 4 133 | 4 348 | 5 072 | 6 011 | 6 640 |
| Juin | 3 246 | 3 003 | 3 048 | 3 193 | 3 513 | 4 420 | 5 211 | 6 124 | 4 941 | 5 492 |
| Juillet | 2 955 | 2 399 | 2 482 | 2 390 | 3 329 | 3 698 | 4 334 | 4 815 | 4 458 | 5 060 |
| Août | 2 293 | 2 073 | 2 431 | 2 250 | 2 397 | 2 996 | 3 834 | 3 962 | 4 232 | 4 145 |
| Septembre | 2 619 | 2 393 | 2 393 | 2 576 | 2 995 | 3 462 | 4 298 | 4 500 | 3 864 | 4 056 |
| Octobre | 2 941 | 2 291 | 2 816 | 2 954 | 3 273 | 4 215 | 4 648 | 4 995 | 4 889 | 5 180 |
| Novembre | 2 328 | 2 036 | 2 579 | 3 039 | 2 758 | 3 376 | 4 078 | 4 493 | 4 319 | 3 982 |
| Décembre | 1 896 | 1 887 | 2 194 | 1 949 | 2 228 | 2 704 | 3 096 | 3 322 | 2 870 | 2 713 |
| L'année | 37 654 | 32 504 | 32 316 | 36 367 | 39 300 | 48 632 | 54 151 | 62 849 | 59 510 | 63 808 |

VEHICULES DE PERSONNES QUI RESIDENT TEMPORAIREMENT DANS LE PAYS

| | | | | | | | | | | |
|----------------------|---------------|---------------|---------------|---------------|---------------|---------------|---------------|---------------|---------------|---------------|
| L'année | 812 | 594 | 551 | 449 | 511 | 471 | 560 | 5 80 | 451 | 552 |
| Total général | 38 466 | 33 098 | 32 867 | 36 816 | 39 811 | 49 103 | 54 711 | 63 429 | 60 261 | 64 360 |

- TRACTEURS -

| | | | | | | | | | | |
|----------------|--------------|--------------|--------------|--------------|--------------|--------------|--------------|--------------|--------------|--------------|
| Janvier | 506 | 240 | 345 | 534 | 711 | 528 | 763 | 878 | 736 | 834 |
| Février | 282 | 169 | 220 | 429 | 352 | 344 | 389 | 475 | 576 | 499 |
| Mars | 317 | 288 | 289 | 524 | 460 | 388 | 524 | 632 | 562 | 581 |
| Avril | 262 | 203 | 277 | 436 | 411 | 460 | 574 | 691 | 534 | 647 |
| Mai | 258 | 157 | 274 | 488 | 380 | 485 | 464 | 520 | 519 | 533 |
| Juin | 212 | 228 | 276 | 420 | 299 | 447 | 454 | 555 | 457 | 588 |
| Juillet | 194 | 124 | 143 | 262 | 226 | 348 | 371 | 377 | 323 | 346 |
| Août | 212 | 107 | 177 | 299 | 227 | 256 | 278 | 352 | 317 | 365 |
| Septembre | 287 | 172 | 337 | 397 | 403 | 494 | 491 | 439 | 424 | 528 |
| Octobre | 251 | 180 | 295 | 394 | 283 | 494 | 555 | 440 | 536 | 448 |
| Novembre | 178 | 161 | 252 | 339 | 206 | 395 | 419 | 257 | 335 | 274 |
| Décembre | 180 | 166 | 207 | 194 | 167 | 213 | 190 | 160 | 181 | 102 |
| L'année | 3 139 | 2 195 | 3 092 | 4 716 | 4 125 | 4 852 | 5 472 | 5 776 | 5 500 | 5 745 |

VEHICULES DE PERSONNES QUI RESIDENT TEMPORAIREMENT DANS LE PAYS

| | | | | | | | | | | |
|----------------------|--------------|--------------|--------------|--------------|--------------|--------------|--------------|--------------|--------------|--------------|
| L'année | 2 | 44 | 9 | 7 | 15 | 24 | 23 | 19 | 21 | 13 |
| Total général | 3 141 | 2 239 | 3 101 | 4 723 | 4 140 | 4 876 | 5 495 | 5 795 | 5 521 | 5 758 |

**Tableau 5.- REPARTITION MENSUELLE DES VEHICULES AUTOMOBILES NEUFS
MIS EN CIRCULATION - PERIODE 1992-2001 (suite)**

| MOIS | 1992 | 1993 | 1994 | 1995 | 1996 | 1997 | 1998 | 1999 | 2000 | 2001 |
|--------------------------------|--------------|--------------|--------------|--------------|--------------|--------------|--------------|--------------|--------------|--------------|
| - TRACTEURS AGRICOLES - | | | | | | | | | | |
| Janvier | 134 | 130 | 137 | 146 | 168 | 148 | 203 | 207 | 187 | 271 |
| Février | 123 | 93 | 111 | 189 | 132 | 206 | 190 | 218 | 215 | 270 |
| Mars | 325 | 244 | 314 | 252 | 327 | 294 | 389 | 394 | 387 | 336 |
| Avril | 277 | 180 | 266 | 232 | 327 | 324 | 478 | 432 | 335 | 349 |
| Mai | 249 | 141 | 222 | 215 | 308 | 214 | 252 | 255 | 341 | 260 |
| Juin | 199 | 194 | 292 | 222 | 254 | 244 | 297 | 275 | 272 | 224 |
| Juillet | 211 | 163 | 223 | 181 | 271 | 211 | 260 | 220 | 326 | 277 |
| Août | 193 | 146 | 237 | 170 | 212 | 210 | 233 | 236 | 276 | 228 |
| Septembre | 160 | 198 | 191 | 163 | 184 | 258 | 218 | 195 | 250 | 194 |
| Octobre | 153 | 160 | 157 | 156 | 213 | 218 | 213 | 193 | 245 | 249 |
| Novembre | 107 | 94 | 126 | 160 | 121 | 149 | 121 | 156 | 140 | 154 |
| Décembre | 83 | 104 | 102 | 78 | 115 | 112 | 90 | 105 | 113 | 119 |
| L'année | 2 214 | 1 847 | 2 378 | 2 165 | 2 632 | 2 588 | 2 944 | 2 886 | 3 087 | 2 931 |

VEHICULES DE PERSONNES QUI RESIDENT TEMPORAIREMENT DANS LE PAYS

| | | | | | | | | | | |
|----------------------|--------------|--------------|--------------|--------------|--------------|--------------|--------------|--------------|--------------|--------------|
| L'année | - | 1 | - | - | 1 | - | - | - | - | 1 |
| Total général | 2 214 | 1 848 | 2 378 | 2 165 | 2 633 | 2 588 | 2 944 | 2 886 | 3 087 | 2 932 |

- TOTAL -

| | | | | | | | | | | |
|----------------|----------------|----------------|----------------|----------------|----------------|----------------|----------------|----------------|----------------|----------------|
| Janvier | 57 640 | 45 731 | 46 565 | 47 024 | 48 728 | 50 697 | 54 750 | 66 872 | 65 863 | 65 889 |
| Février | 54 765 | 38 596 | 45 862 | 35 346 | 49 139 | 44 904 | 49 303 | 51 608 | 65 267 | 53 386 |
| Mars | 52 613 | 48 804 | 55 083 | 44 429 | 50 665 | 45 287 | 52 026 | 63 072 | 70 414 | 58 696 |
| Avril | 59 461 | 43 345 | 40 396 | 37 197 | 44 719 | 47 566 | 54 437 | 55 822 | 58 693 | 53 072 |
| Mai | 61 757 | 31 889 | 38 485 | 37 754 | 41 591 | 38 254 | 43 557 | 46 247 | 58 647 | 54 088 |
| Juin | 41 516 | 39 321 | 39 539 | 38 360 | 39 003 | 42 498 | 48 473 | 55 960 | 49 501 | 51 201 |
| Juillet | 37 158 | 34 800 | 27 973 | 28 487 | 37 106 | 36 701 | 41 534 | 43 861 | 41 571 | 46 391 |
| Août | 28 621 | 26 346 | 25 507 | 26 274 | 24 015 | 27 184 | 34 037 | 36 011 | 36 376 | 38 112 |
| Septembre | 32 126 | 29 273 | 28 313 | 28 547 | 29 807 | 34 277 | 37 182 | 40 136 | 36 325 | 35 723 |
| Octobre | 40 059 | 31 801 | 33 937 | 33 873 | 36 792 | 38 989 | 44 784 | 43 816 | 45 652 | 48 419 |
| Novembre | 29 833 | 26 747 | 26 881 | 31 893 | 27 526 | 28 762 | 36 366 | 37 824 | 37 639 | 38 001 |
| Décembre | 19 892 | 20 681 | 22 332 | 18 670 | 20 106 | 22 867 | 24 518 | 26 664 | 23 724 | 24 430 |
| L'année | 515 441 | 417 334 | 430 873 | 407 854 | 449 197 | 457 986 | 520 967 | 567 893 | 589 672 | 567 408 |

VEHICULES DE PERSONNES QUI RESIDENT TEMPORAIREMENT DANS LE PAYS

| | | | | | | | | | | |
|----------------------|----------------|----------------|----------------|----------------|----------------|----------------|----------------|----------------|----------------|----------------|
| L'année | 14 834 | 13 280 | 12 283 | 6 686 | 6 589 | 6 320 | 6 938 | 9 391 | 11 987 | 6 389 |
| Total général | 530 275 | 430 614 | 443 156 | 414 540 | 455 786 | 464 306 | 527 905 | 577 284 | 601 659 | 573 797 |

**Tableau 6.- REPARTITION DES VOITURES, MISES EN CIRCULATION
PAR CLASSE DE PRIX - PERIODE 1992-2001**

| CLASSES DE PRIX (1) (2) | 1992 | 1993 | 1994 | 1995 | 1996 | 1997 | 1998 | 1999 | 2000 | 2001 |
|-----------------------------------|----------------|----------------|----------------|----------------|----------------|----------------|----------------|----------------|----------------|----------------|
| - CHIFFRES ABSOLUS - | | | | | | | | | | |
| de 0 à moins de 200 000 | 3 435 | 558 | 398 | 1 812 | 81 | 3 | 3 | 92 | 90 | 638 |
| de 200 000 à moins de 250 000 | 9 897 | 4 370 | 2 152 | 3 076 | 2 535 | 1 184 | 2 163 | 2 782 | 1 726 | 129 |
| de 250 000 à moins de 300 000 | 54 053 | 27 145 | 22 170 | 20 815 | 22 394 | 35 378 | 19 354 | 16 615 | 14 392 | 8 617 |
| de 300 000 à moins de 350 000 | 54 268 | 39 350 | 40 458 | 47 417 | 41 061 | 24 946 | 44 395 | 45 684 | 37 897 | 21 080 |
| de 350 000 à moins de 400 000 | 55 766 | 40 227 | 35 563 | 31 874 | 45 845 | 41 542 | 44 170 | 50 492 | 39 352 | 36 866 |
| de 400 000 à moins de 450 000 | 62 837 | 34 821 | 27 622 | 24 102 | 31 290 | 41 429 | 57 063 | 48 315 | 66 079 | 64 595 |
| de 450 000 à moins de 500 000 | 67 055 | 54 052 | 60 682 | 54 322 | 46 668 | 49 340 | 35 038 | 36 818 | 44 073 | 29 799 |
| de 500 000 à moins de 550 000 | 38 903 | 41 393 | 44 787 | 38 439 | 31 968 | 27 998 | 41 669 | 55 909 | 70 277 | 32 446 |
| de 550 000 à moins de 600 000 | 36 204 | 47 255 | 48 701 | 27 592 | 31 945 | 30 544 | 15 010 | 25 078 | 24 312 | 59 803 |
| de 600 000 à moins de 700 000 | 22 381 | 26 292 | 40 978 | 45 808 | 62 728 | 63 488 | 61 577 | 84 554 | 86 360 | 79 240 |
| de 700 000 à moins de 800 000 | 21 420 | 25 489 | 23 289 | 18 397 | 27 215 | 18 977 | 58 067 | 47 616 | 41 915 | 43 131 |
| de 800 000 à moins de 900 000 | 23 125 | 17 470 | 17 977 | 21 694 | 17 915 | 27 522 | 31 444 | 29 211 | 35 477 | 47 188 |
| de 900 000 à moins de 1 000 000 | 9 943 | 10 915 | 12 738 | 12 641 | 16 890 | 11 270 | 16 686 | 17 260 | 17 131 | 24 879 |
| 1 000 000 et plus | 19 779 | 17 316 | 20 630 | .. | .. | .. | .. | .. | .. | .. |
| de 1 000 000 à moins de 1 250 000 | .. | .. | .. | 10 288 | 16 074 | 18 874 | 22 041 | 24 618 | 30 688 | 30 938 |
| de 1 250 000 à moins de 1 500 000 | .. | .. | .. | 2 151 | 4 583 | 5 020 | 3 560 | 8 702 | 10 274 | 8 414 |
| de 1 500 000 à moins de 2 000 000 | .. | .. | .. | 3 021 | 3 375 | 3 122 | 3 480 | 3 260 | 3 889 | 3 977 |
| 2 000 000 et plus | .. | .. | .. | 1 425 | 1 210 | 1 339 | 1 828 | 2 632 | 3 388 | 2 921 |
| Prix inconnu | 6 631 | 5 877 | 5 836 | 5 291 | 4 508 | 4 952 | 6 176 | 4 565 | 4 320 | 5 118 |
| Total | 485 697 | 392 530 | 403 981 | 370 165 | 408 285 | 406 928 | 463 724 | 504 203 | 531 640 | 499 779 |
| - POURCENTAGES - | | | | | | | | | | |
| de 0 à moins de 200 000 | 0,71 | 0,14 | 0,10 | 0,49 | 0,02 | 0,00 | 0,00 | 0,02 | 0,02 | 0,13 |
| de 200 000 à moins de 250 000 | 2,04 | 1,11 | 0,53 | 0,83 | 0,62 | 0,29 | 0,47 | 0,55 | 0,32 | 0,03 |
| de 250 000 à moins de 300 000 | 11,13 | 6,92 | 5,49 | 5,62 | 5,48 | 8,69 | 4,17 | 3,30 | 2,71 | 1,72 |
| de 300 000 à moins de 350 000 | 11,17 | 10,02 | 10,01 | 12,81 | 10,06 | 6,13 | 9,57 | 9,06 | 7,13 | 4,22 |
| de 350 000 à moins de 400 000 | 11,48 | 10,25 | 8,80 | 8,61 | 11,23 | 10,21 | 9,53 | 10,01 | 7,40 | 7,38 |
| de 400 000 à moins de 450 000 | 12,94 | 8,87 | 6,84 | 6,51 | 7,66 | 10,18 | 12,31 | 9,58 | 12,43 | 12,92 |
| de 450 000 à moins de 500 000 | 13,81 | 13,77 | 15,02 | 14,68 | 11,43 | 12,12 | 7,56 | 7,30 | 8,29 | 5,96 |
| de 500 000 à moins de 550 000 | 8,01 | 10,55 | 11,09 | 10,38 | 7,83 | 6,88 | 8,99 | 11,09 | 13,22 | 6,49 |
| de 550 000 à moins de 600 000 | 7,45 | 12,04 | 12,06 | 7,45 | 7,82 | 7,51 | 3,24 | 4,97 | 4,57 | 11,97 |
| de 600 000 à moins de 700 000 | 4,61 | 6,70 | 10,14 | 12,38 | 15,36 | 15,60 | 13,28 | 16,77 | 16,24 | 15,86 |
| de 700 000 à moins de 800 000 | 4,41 | 6,49 | 5,76 | 4,97 | 6,67 | 4,66 | 12,52 | 9,44 | 7,88 | 8,63 |
| de 800 000 à moins de 900 000 | 4,76 | 4,45 | 4,45 | 5,86 | 4,39 | 6,76 | 6,78 | 5,79 | 6,67 | 9,44 |
| de 900 000 à moins de 1 000 000 | 2,05 | 2,78 | 3,15 | 3,41 | 4,14 | 2,77 | 3,60 | 3,42 | 3,22 | 4,98 |
| 1 000 000 et plus | 4,07 | 4,41 | 5,11 | .. | .. | .. | .. | .. | .. | .. |
| de 1 000 000 à moins de 1 250 000 | .. | .. | .. | 2,78 | 3,94 | 4,64 | 4,75 | 4,88 | 5,77 | 6,19 |
| de 1 250 000 à moins de 1 500 000 | .. | .. | .. | 0,58 | 1,12 | 1,23 | 0,77 | 1,73 | 1,93 | 1,68 |
| de 1 500 000 à moins de 2 000 000 | .. | .. | .. | 0,82 | 0,83 | 0,77 | 0,75 | 0,65 | 0,73 | 0,80 |
| 2 000 000 et plus | .. | .. | .. | 0,38 | 0,30 | 0,33 | 0,39 | 0,52 | 0,64 | 0,58 |
| Prix inconnu | 1,36 | 1,50 | 1,45 | 1,44 | 1,10 | 1,23 | 1,32 | 0,92 | 0,83 | 1,02 |
| Total | 100,00 | 100,00 | 100,00 | 100,00 | 100,00 | 100,00 | 100,00 | 100,00 | 100,00 | 100,00 |

(1) Prix du catalogue. (Hors T.V.A.)

(2) A partir de 1995, des classes de prix supérieures à 1 000 000 ont été ajoutées.

Véhicules à moteur neufs

Résultats de l'année 2001

TABEAU 7. - REPARTITION DES VEHICULES AUTOMOBILES NEUFS MIS EN CIRCULATION D'APRES LE PAYS DE PROVENANCE ET LA MARQUE ANNEE 2001

| PAYS DE PROVENANCE ET MARQUES | VOITURES POUR PERSONNES | AUTOBUS ET AUTOCARS | VEHICULES POUR LE TRANSPORT DE MARCHANDISES | TRACTEURS | TRACTEURS AGRICOLES | TOTAL | |
|-------------------------------|-------------------------|---------------------|---|-----------|---------------------|-------|-----------------------|
| | | | | | | TOTAL | NOUVELLES PLAQUES (1) |
| ALLEMAGNE | | | | | | | |
| AUDI CABRIO | 3 | | | | | 3 | 2 |
| AUDI A6 | 4 813 | | | | | 4 813 | 3 039 |
| AUDI A6 QUATTRO | 1 | | | | | 1 | 1 |
| AUDI A8 | 174 | | | | | 174 | 91 |
| AUDI A4 | 8 568 | | | | | 8 568 | 4 940 |
| AUDI A3 | 3 036 | | | | | 3 036 | 1 630 |
| AUDI TT | 615 | | | | | 615 | 376 |
| AUDI A2 | 1 566 | | | | | 1 566 | 634 |
| AUDI ALLROAD Q | 232 | | | | | 232 | 125 |
| BMW | 2 | | | | | 2 | |
| BMW 525 | 11 | | | | | 11 | 3 |
| BMW 528 | 2 | | | | | 2 | 1 |
| BMW 316 | 7 | | | | | 7 | 3 |
| BMW 530 | 5 | | | | | 5 | 1 |
| BMW 728 | 4 | | | | | 4 | 3 |
| BMW 323 | 1 | | | | | 1 | |
| BMW 325 | 16 | | | | | 16 | 1 |
| BMW M5 | 33 | | | | | 33 | 17 |
| BMW M3 | 158 | | | | | 158 | 95 |
| BMW 540 | 1 | | | | | 1 | |
| BMW 520 I | 163 | | | | | 163 | 86 |
| BMW 316 I | 420 | | | | | 420 | 140 |
| BMW Z 3 | 428 | | | | | 428 | 204 |
| BMW 328 I | 13 | | | | | 13 | 6 |
| BMW 318 I | 389 | | | | | 389 | 172 |
| BMW 320 D | 8 901 | | | | | 8 901 | 5 841 |
| BMW 323 I | 10 | | | | | 10 | 5 |
| BMW 320 I | 255 | | | | | 255 | 132 |
| BMW M COUPE | 5 | | | | | 5 | 5 |
| BMW 523 I | 6 | | | | | 6 | 4 |
| BMW 535 I | 11 | | | | | 11 | 7 |
| BMW 525D | 2 311 | | | | | 2 311 | 1 485 |
| BMW 530 D | 660 | | | | | 660 | 382 |
| BMW 730 D | 242 | | | | | 242 | 142 |
| BMW 735 I | 29 | | | | | 29 | 19 |
| BMW M ROADSTER | 2 | | | | | 2 | 1 |
| BMW 528 I | 1 | | | | | 1 | |
| BMW 540 I | 17 | | | | | 17 | 8 |
| BMW 728 I | 21 | | | | | 21 | 11 |
| BMW 750 I | 3 | | | | | 3 | 2 |
| BMW 750 I | 7 | | | | | 7 | 4 |
| BMW 325I | 86 | | | | | 86 | 36 |
| BMW 740D | 6 | | | | | 6 | 3 |
| BMW 318CI | 481 | | | | | 481 | 189 |
| BMW 330D | 263 | | | | | 263 | 144 |
| BMW 318 TI | 17 | | | | | 17 | 11 |
| BMW 318D | 307 | | | | | 307 | 199 |
| BMW X5 | 1 048 | | | | | 1 048 | 576 |
| BMW Z8 | 44 | | | | | 44 | 34 |
| BMW 520D | 2 277 | | | | | 2 277 | 1 490 |
| BMW 323CI | 23 | | | | | 23 | 15 |
| BMW 330XI | 20 | | | | | 20 | 9 |
| BMW 330I | 41 | | | | | 41 | 20 |
| BMW 330I | 198 | | | | | 198 | 81 |
| BMW 525 I | 225 | | | | | 225 | 123 |
| BMW 320 CI | 631 | | | | | 631 | 304 |
| BMW 530 I | 137 | | | | | 137 | 72 |
| BMW 325 CI | 277 | | | | | 277 | 123 |
| BMW 325 XI | 42 | | | | | 42 | 19 |
| BMW 330 XD | 75 | | | | | 75 | 43 |
| BMW 316 TI | 400 | | | | | 400 | 138 |
| BMW 325 TI | 23 | | | | | 23 | 9 |
| BMW 745 I | 36 | | | | | 36 | 19 |
| BMW 320TD | 169 | | | | | 169 | 97 |
| DEUTZ FAHR | | | | | 200 | 200 | 132 |
| DEUTZ FAHR TT4 | | | | | 1 | 1 | 1 |
| EVOBUS SETRA | | 23 | | | | 23 | 12 |

(1) VEHICULES IMMATRICULES AVEC UNE NOUVELLE PLAQUE ET AU NOM DE DECLARANTS BELGES.

TABLEAU 7. - REPARTITION DES VEHICULES AUTOMOBILES NEUFS MIS EN CIRCULATION D'APRES LE PAYS DE PROVENANCE ET LA MARQUE
ANNEE 2001 (SUITE)

| PAYS DE PROVENANCE ET MARQUES | VOITURES POUR PER- SONNES | AUTOBUS ET AUTOCARS | VEHICULES POUR LE TRANS- PORT DE MARCHAN- DISES | TRACTEURS | TRACTEURS AGRICOLES | TOTAL | |
|-------------------------------|------------------------------------|---------------------------|--|-----------|------------------------|--------|-----------------------------|
| | | | | | | TOTAL | NOUVELLES PLAQUES (1) |
| EOBUS MERCEDES | | 106 | | | | 106 | 80 |
| FENDT | | | | | 146 | 146 | 85 |
| FORD | 158 | 9 | 4 377 | | 14 | 4 558 | 2 812 |
| FORD TAUNUS | 6 | | | | | 6 | 2 |
| FORD ESCORT | 6 | | | | | 6 | 2 |
| FORD FIESTA | 5 753 | | | | | 5 753 | 2 138 |
| FORD SCORPIO | 1 | | | | | 1 | |
| FORD TAUNUS | 409 | | | | | 409 | 248 |
| FORD PROBE | 1 | | | | | 1 | 1 |
| FORD COURIER | 4 | | | | | 4 | 2 |
| FORD EXPLORER | 1 | | | | | 1 | 1 |
| FORD GALAXY | 3 220 | | | | | 3 220 | 2 103 |
| FORD KA | 2 876 | | | | | 2 876 | 1 512 |
| FORD FOCUS | 14 399 | | | | | 14 399 | 6 822 |
| FORD F150 | | | 1 | | | 1 | 1 |
| HOLDER | | | | | 5 | 5 | 2 |
| MAN | | 14 | 816 | 850 | | 1 680 | 1 238 |
| MAN TS41VF1 | | | 1 | | | 1 | 1 |
| MAN 35414FVNLC | | | 1 | | | 1 | 1 |
| MAN H12 | | | | 15 | | 15 | |
| MAN HN19F | | | 1 | | | 1 | |
| MERCEDES | 302 | 221 | 7 928 | 647 | | 9 098 | 6 302 |
| MERCEDES 220 | 1 | | | | | 1 | 1 |
| MERCEDES 280 | 1 | | | | | 1 | 1 |
| MERCEDES ML 270CD1 | 14 | | | | | 14 | 7 |
| MERCEDES 400 | | | 1 | | | 1 | 1 |
| MERCEDES C 180 | 416 | | | | | 416 | 121 |
| MERCEDES C 220 | 129 | | | | | 129 | 69 |
| MERCEDES C 280 | 1 | | | | | 1 | |
| MERCEDES C 200 | 78 | | | | | 78 | 46 |
| MERCEDES C250 | 9 | | | | | 9 | 5 |
| MERCEDES E 250 | 3 | | | | | 3 | 1 |
| MERCEDES E 200 | 719 | | | | | 719 | 231 |
| MERCEDES E 230 | 1 | | | | | 1 | |
| MERCEDES E 320 | 290 | | | | | 290 | 131 |
| MERCEDES E 220 | 2 105 | | | | | 2 105 | 1 107 |
| MERCEDES E 300 | 3 | | | | | 3 | 1 |
| MERCEDES C 230 | 1 | | | | | 1 | 1 |
| MERCEDES SPRINTER | 9 | | 41 | | | 50 | 35 |
| MERCEDES E 290 | 2 | | | | | 2 | 2 |
| MERCEDES E 280 | 48 | | | | | 48 | 28 |
| MERCEDES SL 600 | 1 | | | | | 1 | 1 |
| MERCEDES G 300 | 7 | | | | | 7 | 2 |
| MERCEDES V 230 | 4 | | | | | 4 | 2 |
| MERCEDES SLK 200 | 401 | | | | | 401 | 218 |
| MERCEDES SLK 230 | 72 | | | | | 72 | 35 |
| MERCEDES C32AMG | 17 | | | | | 17 | 7 |
| MERCEDES E 320 | 66 | | | | | 66 | 29 |
| MERCEDES CLK 230 | 29 | | | | | 29 | 13 |
| MERCEDES OM | 57 | | | | | 57 | 29 |
| MERCEDES E240 | 76 | | | | | 76 | 48 |
| MERCEDES C240 | 107 | | | | | 107 | 48 |
| MERCEDES CL500 | 114 | | | | | 114 | 57 |
| MERCEDES CL600 | 28 | | | | | 28 | 16 |
| MERCEDES SL 280 | 10 | | | | | 10 | 6 |
| MERCEDES SL 320 | 10 | | | | | 10 | 6 |
| MERCEDES SL 500 | 59 | | | | | 59 | 37 |
| MERCEDES S 500 | 59 | | | | | 59 | 29 |
| MERCEDES S 600 | 28 | | | | | 28 | 17 |
| MERCEDES S 320 | 1 009 | | | | | 1 009 | 498 |
| MERCEDES E430 | 3 | | | | | 3 | 1 |
| MERCEDES A160 | 508 | | | | | 508 | 239 |
| MERCEDES A140 | 898 | | | | | 898 | 527 |
| MERCEDES E55 | 1 | | | | | 1 | 1 |
| MERCEDES V 280 | 7 | | | | | 7 | 3 |
| MERCEDES ML 320 | 112 | | | | | 112 | 56 |
| MERCEDES 214 | 1 | | | | | 1 | |
| MERCEDES 113 | 1 | | | | | 1 | |
| MERCEDES 114 | 2 | | | | | 2 | |
| MERCEDES CLK 430 | 17 | | | | | 17 | 7 |
| MERCEDES G500 | 2 | | | | | 2 | |

(1) VEHICULES IMMATRICULES AVEC UNE NOUVELLE PLAQUE ET AU NOM DE DECLARANTS BELGES.

**TABEAU 7. - REPARTITION DES VEHICULES AUTOMOBILES NEUFS MIS EN
CIRCULATION D'APRES LE PAYS DE PROVENANCE ET LA MARQUE
ANNEE 2001** (SUITE)

| PAYS DE PROVENANCE ET MARQUES | VOITURES POUR PER- SONNES | AUTOBUS ET AUTOCARS | VEHICULES POUR LE TRANS- PORT DE MARCHAN- DISÉS | TRACTEURS | TRACTEURS AGRICOLÉS | TOTAL | |
|-------------------------------|------------------------------------|---------------------------|--|-----------|------------------------|--------|-----------------------------|
| | | | | | | TOTAL | NOUVELLES PLAQUES (1) |
| MERCEDES A170 | 900 | | | | | 900 | 564 |
| MERCEDES S430 | 29 | | | | | 29 | 12 |
| MERCEDES V220 CDI | 306 | | 1 | | | 307 | 183 |
| MERCEDES 112 CDI | 100 | | | | | 100 | 52 |
| MERCEDES 110 CDI | 145 | | | | | 145 | 85 |
| MERCEDES 108 CDI | 215 | | | | | 215 | 142 |
| MERCEDES V200 CDI | 19 | | | | | 19 | 8 |
| MERCEDES ML 430 | 14 | | | | | 14 | 5 |
| MERCEDES A 190 | 74 | | | | | 74 | 31 |
| MERCEDES E 270 | 579 | | | | | 579 | 312 |
| MERCEDES CLK55 | 4 | | | | | 4 | 1 |
| MERCEDES 308D | | | 1 | | | 1 | 1 |
| MERCEDES S55 | 1 | | | | | 1 | |
| MERCEDES ML270 | 1 608 | | 2 | | | 1 610 | 896 |
| MERCEDES ML55 | 38 | | | | | 38 | 21 |
| MERCEDES SLK 320 | 21 | | | | | 21 | 9 |
| MERCEDES CL55AMG | 8 | | | | | 8 | 5 |
| MERCEDES CL55 | 1 | | | | | 1 | |
| MERCEDES 213CDI | 16 | | | | | 16 | 10 |
| MERCEDES 211CDI | 23 | | | | | 23 | 19 |
| MERCEDES 313CDI | 6 | | | | | 6 | 4 |
| MERCEDES 316 CDI | 1 | | | | | 1 | 1 |
| MERCEDES 416 CDI | 1 | | | | | 1 | 1 |
| MERCEDES 311CDI | 7 | | | | | 7 | 5 |
| MERCEDES 308 CDI | 1 | | | | | 1 | 1 |
| MERCEDES 216 CDI | 6 | | | | | 6 | 1 |
| MERCEDES 208CDI | 36 | | | | | 36 | 32 |
| MERCEDES E220 CDI | 99 | | | | | 99 | 25 |
| MERCEDES C320 | 57 | | | | | 57 | 23 |
| MERCEDES C220 CDI | 4 549 | | | | | 4 549 | 2 506 |
| MERCEDES C200 KOMP | 479 | | | | | 479 | 194 |
| MERCEDES CLK200 KOMP | 597 | | | | | 597 | 284 |
| MERCEDES CLK230 KOMP | 188 | | | | | 188 | 87 |
| MERCEDES E55AMG4-MAT | 2 | | | | | 2 | 1 |
| MERCEDES C230 KOMP | 37 | | | | | 37 | 16 |
| MERCEDES C200 CDI | 2 775 | | | | | 2 775 | 1 382 |
| MERCEDES E200 KOMP | 57 | | | | | 57 | 22 |
| MERCEDES S400 CDI | 119 | | | | | 119 | 51 |
| MERCEDES C270CDI | 433 | | | | | 433 | 215 |
| MERCEDES 313CDID | 3 | | | | | 3 | 2 |
| MERCEDES 2543 6X2 | | | 1 | | | 1 | 1 |
| MERCEDES 316CDID | 2 | | | | | 2 | 2 |
| MERCEDES 903 6 | 1 | | | | | 1 | 1 |
| MERCEDES 904 6 | 7 | 1 | | | | 8 | 5 |
| MERCEDES A160CDI | 162 | | | | | 162 | 87 |
| MERCEDES A170CDI | 1 504 | | | | | 1 504 | 949 |
| MERCEDES G400CDI | 26 | | 6 | | | 32 | 12 |
| MERCEDES SLK 32AMG | 2 | | | | | 2 | 1 |
| MERCEDES 904-6 | 2 | | | | | 2 | 2 |
| MERCEDES 904 | | 1 | | | | 1 | 1 |
| MERCEDES U1650 | | | 1 | | | 1 | 1 |
| MERCEDES 904.6 KA | | 1 | | | | 1 | |
| MERCEDES ML 400 CDI | 30 | | 1 | | | 31 | 19 |
| MERCEDES ML 500 | 2 | | | | | 2 | 1 |
| MERCEDES G 55 AMG | 1 | | | | | 1 | 1 |
| MERCEDES AXOR | | | | 5 | | 5 | 5 |
| NEOPLAN | | 1 | | | | 1 | 1 |
| OPEL | | | 1 240 | | | 1 240 | 761 |
| OPEL CORSA | 13 549 | | | | | 13 549 | 6 409 |
| OPEL VIVARO | | | 150 | | | 150 | 73 |
| OPEL SPEEDSTER | 64 | | | | | 64 | 40 |
| OPEL OMEGA | 848 | | 2 | | | 850 | 298 |
| OPEL ASTRA | 20 389 | | 4 | | | 20 393 | 9 741 |
| OPEL VECTRA | 4 605 | | 8 | | | 4 613 | 2 050 |
| OPEL FRONTERA | 533 | | | | | 533 | 201 |
| OPEL COMBO | 8 | | 33 | | | 41 | 20 |
| OPEL TIGRA | 23 | | | | | 23 | 5 |
| OPEL SINTRA | 2 | | | | | 2 | 1 |
| OPEL ZAFIRA | 9 716 | | 2 | | | 9 718 | 5 375 |
| OPEL MOVANO | 27 | | 16 | | | 43 | 14 |
| OPEL AGILA | 1 253 | | | | | 1 253 | 399 |

(1) VEHICULES IMMATICULES AVEC UNE NOUVELLE PLAQUE ET AU NOM DE DECLARANTS BELGES.

TABEAU 7. - REPARTITION DES VEHICULES AUTOMOBILES NEUFS MIS EN CIRCULATION D'APRES LE PAYS DE PROVENANCE ET LA MARQUE
ANNEE 2001 (SUITE)

| PAYS DE PROVENANCE ET MARQUES | VOITURES POUR PERSONNES | AUTOBUS ET AUTOCARS | VEHICULES POUR LE TRANSPORT DE MARCHANDISES | TRACTEURS | TRACTEURS AGRICOLES | TOTAL | |
|-------------------------------|-------------------------|---------------------|---|--------------|---------------------|----------------|-----------------------|
| | | | | | | TOTAL | NOUVELLES PLAQUES (1) |
| OPEL CAMPO | | | 1 | | | 1 | |
| PORSCHE 911 GT2 | 2 | | | | | 2 | 1 |
| PORSCHE 911 T | 301 | | | | | 301 | 181 |
| PORSCHE BOXSTER | 263 | | | | | 263 | 136 |
| PORSCHE 911-GT3 | 4 | | | | | 4 | 3 |
| WEB SMART | 2 054 | | | | | 2 054 | 1 510 |
| VOLKSWAGEN | 37 | 15 | 5 409 | | | 5 461 | 3 385 |
| VOLKSWAGEN POLO | 12 771 | | | | | 12 771 | 5 712 |
| VOLKSWAGEN PASSAT | 11 226 | | 1 | | | 11 227 | 7 028 |
| VOLKSWAGEN GOLF | 23 377 | | 2 | | | 23 379 | 12 033 |
| VOLKSWAGEN SHARAN | 4 179 | | | | | 4 179 | 2 370 |
| VOLKSWAGEN CADDY | 153 | | | | | 153 | 82 |
| VOLKSWAGEN Lupo | 2 021 | | | | | 2 021 | 1 157 |
| VOLKSWAGEN LT | 37 | 1 | 141 | | | 179 | 122 |
| VOLKSWAGEN T4 | 1 408 | | | | | 1 408 | 737 |
| VOLKSWAGEN NEWBEETLE | 706 | | | | | 706 | 362 |
| VOLKSWAGEN BORA | 4 728 | | | | | 4 728 | 1 785 |
| VOLKSWAGEN 7DC ABLIM | 1 | | | | | 1 | 1 |
| VOLKSWAGEN LT46 | | | 1 | | | 1 | |
| VOLKSWAGEN LT35 | 8 | | | | | 8 | 4 |
| VOLKSWAGEN 2 DXANJ | 1 | | | | | 1 | |
| VOLKSWAGEN CALIFORNIA | 1 | | | | | 1 | 1 |
| TOTAL | 204 228 | 393 | 20 190 | 1 517 | 366 | 226 694 | 120 987 |
| AUSTRALIE | | | | | | | |
| VOLKSWAGEN T4 | 3 | | | | | 3 | 2 |
| TOTAL | 3 | | | | | 3 | 2 |
| AUTRICHE | | | | | | | |
| STEYR | | | | | 46 | 46 | 29 |
| TOTAL | | | | | 46 | 46 | 29 |
| BELGIQUE | | | | | | | |
| EOSCOACH | | 39 | | | | 39 | 16 |
| EOSCOACH E180Z | | | 1 | | | 1 | 1 |
| MOL | | | 5 | | | 5 | 5 |
| VANHOOL | 2 | 251 | | | | 253 | 206 |
| VANHOOL TD927 ASTRO | | 3 | | | | 3 | 3 |
| TOTAL | 2 | 293 | 6 | | | 301 | 231 |
| ESPAGNE | | | | | | | |
| SEAT | | | 252 | | | 252 | 159 |
| SEAT IBIZA | 4 849 | | | | | 4 849 | 2 037 |
| SEAT TOLEDO | 1 178 | | | | | 1 178 | 462 |
| SEAT CORDOBA | 1 531 | | | | | 1 531 | 437 |
| SEAT INCA | 44 | | | | | 44 | 15 |
| SEAT ALHAMBRA | 1 399 | | | | | 1 399 | 609 |
| SEAT AROSA | 479 | | | | | 479 | 155 |
| SEAT LEON | 2 528 | | | | | 2 528 | 630 |
| TOTAL | 12 008 | | 252 | | | 12 260 | 4 704 |
| FRANCE | | | | | | | |
| CITROEN | 9 | 35 | 9 711 | | | 9 755 | 6 883 |
| CITROEN XM | 2 | | | | | 2 | |
| CITROEN XANTIA | 1 492 | | | | | 1 492 | 414 |
| CITROEN EVASION | 2 479 | | | | | 2 479 | 1 064 |

(1) VEHICULES IMMATICULES AVEC UNE NOUVELLE PLAQUE ET AU NOM DE DECLARANTS BELGES.

TABEAU 7. - REPARTITION DES VEHICULES AUTOMOBILES NEUFS MIS EN CIRCULATION D'APRES LE PAYS DE PROVENANCE ET LA MARQUE
ANNEE 2001 (SUITE)

| PAYS DE PROVENANCE ET MARQUES | VOITURES POUR PER- SONNES | AUTOBUS ET AUTOBARS | VEHICULES POUR LE TRANS- PORT DE MARCHAN- DISSES | TRACTEURS | TRACTEURS AGRICOLIS | TOTAL | |
|-------------------------------|------------------------------------|---------------------------|---|------------|------------------------|----------------|-----------------------------|
| | | | | | | TOTAL | NOUVELLES PLAQUES (1) |
| CITROEN JUMPY | 80 | | | | | 80 | 39 |
| CITROEN SAXO | 11 122 | | | | | 11 122 | 3 530 |
| CITROEN BERLINGO | 5 209 | | | | | 5 209 | 1 958 |
| CITROEN XSARA | 10 049 | | | | | 10 049 | 3 562 |
| CITROEN JUMPER | 127 | 1 | 83 | | | 211 | 157 |
| CITROEN XSARAPICASSO | 9 855 | | | | | 9 855 | 3 926 |
| CITROEN C5 | 5 337 | | 12 | | | 5 349 | 2 041 |
| PEUGEOT | 15 | 3 | 5 943 | | | 5 961 | 4 009 |
| PEUGEOT 307 | 6 310 | | 23 | | | 6 333 | 3 244 |
| PEUGEOT 106 | 3 700 | | | | | 3 700 | 1 527 |
| PEUGEOT 306 | 7 694 | | | | | 7 694 | 3 719 |
| PEUGEOT 806 | 2 128 | | | | | 2 128 | 1 223 |
| PEUGEOT 406 | 8 966 | | | | | 8 966 | 5 101 |
| PEUGEOT EXPERT | 87 | | 45 | | | 132 | 67 |
| PEUGEOT 206 | 19 293 | | 11 | | | 19 304 | 8 511 |
| PEUGEOT PARTNER | 2 998 | | | | | 2 998 | 1 130 |
| PEUGEOT BOXER | 75 | | 85 | | | 160 | 101 |
| PEUGEOT 607 | 1 823 | | | | | 1 823 | 891 |
| RENAULT | 19 | 29 | 8 946 | 445 | 101 | 9 540 | 7 318 |
| RENAULT CLIO | 14 232 | | 1 | | | 14 233 | 6 722 |
| RENAULT SAFRANE | 5 | | | | | 5 | 3 |
| RENAULT TWINGO | 4 762 | | | | | 4 762 | 1 960 |
| RENAULT LAGUNA | 6 516 | | 10 | | | 6 526 | 3 999 |
| RENAULT ESPACE | 4 912 | | | | | 4 912 | 3 311 |
| RENAULT MEGANE | 27 530 | | 62 | | | 27 592 | 17 264 |
| RENAULT KANGOO | 3 643 | | 26 | | | 3 669 | 1 616 |
| RENAULT TRAFIC | 1 | | 52 | | | 53 | 33 |
| RENAULT MASTER | 73 | | | | | 73 | 61 |
| RENAULT ABEH912 | 1 | | | | | 1 | 1 |
| RENAULT 43ACA1 | | | 1 | | | 1 | 1 |
| RENAULT 52AFA5 | | | | 1 | | 1 | 1 |
| RENAULT TEMIS 630X | | | | | 1 | 1 | 1 |
| RENAULT TEMIS550X | | | | | 1 | 1 | 1 |
| RENAULT ATLES935RZ | | | | | 2 | 2 | 2 |
| RENAULT CERES | | | | | 13 | 13 | 7 |
| RENAULT ARES | | | | | 21 | 21 | 15 |
| RENAULT ERGOS 100 | | | | | 3 | 3 | 3 |
| RENAULT AVANTIME | 11 | | | | | 11 | 2 |
| RENAULT CERGOS 345 | | | | | 1 | 1 | 1 |
| RENAULT CERGOS 355 | | | | | 4 | 4 | |
| RENEULT MIDLUM | | | 2 | | | 2 | 2 |
| RENAULT CERES325-2RM | | | | | 2 | 2 | 2 |
| RENAULT ARES 610RZ | | | | | 3 | 3 | 1 |
| RENAULT ARES 620RZ | | | | | 2 | 2 | |
| RENAULT ARES 630RZ | | | | | 1 | 1 | |
| RENAULT ARES 640RZ | | | | | 2 | 2 | 2 |
| RENAULT MAGNUM | | | | 1 | | 1 | 1 |
| RENAULT ERGOS 110H | | | | | 1 | 1 | |
| TOTAL | 160 555 | 68 | 25 013 | 447 | 158 | 186 241 | 95 427 |
| ITALIE | | | | | | | |
| ALFA ROMEO | 1 | | | | | 1 | |
| ALFA ROMEO GTV | 74 | | | | | 74 | 36 |
| ALFA RPME0 SPYDER | 50 | | | | | 50 | 25 |
| ALFA ROMEO SZ | 1 | | | | | 1 | 1 |
| ALFA ROMEO ALFA 145 | 52 | | | | | 52 | 23 |
| ALFA ROMEO ALFA 146 | 111 | | | | | 111 | 44 |
| ALFA ROMEO 166 | 653 | | | | | 653 | 391 |
| ALFA ROMEO 155 | 5 162 | | 1 | | | 5 163 | 3 545 |
| ALFA ROMEO ALFA 147 | 2 807 | | | | | 2 807 | 1 434 |
| DETOMASO GUARA | 1 | | | | | 1 | 1 |
| FERRARI | | | | | 2 | 2 | 1 |
| FERRARI 512TR | 1 | | | | | 1 | 1 |
| FERRARI F 355 | 1 | | | | | 1 | 1 |
| FERRARI F 133 ABM | 1 | | | | | 1 | 1 |
| FERRARI F131 | 47 | | | | | 47 | 35 |
| FERRARI F133 | 14 | | | | | 14 | 7 |
| FERRARI F116 | 4 | | | | | 4 | 3 |

(1) VEHICULES IMMATRICULES AVEC UNE NOUVELLE PLAQUE ET AU NOM DE DECLARANTS BELGES.

TABLEAU 7. - REPARTITION DES VEHICULES AUTOMOBILES NEUFS MIS EN CIRCULATION D'APRES LE PAYS DE PROVENANCE ET LA MARQUE
ANNEE 2001 (SUITE)

| PAYS DE PROVENANCE ET MARQUES | VOITURES POUR PER- SONNES | AUTOBUS ET AUTOCARS | VEHICULES POUR LE TRANS- PORT DE MARCHAN- DISES | TRACTEURS | TRACTEURS AGRICOLIS | TOTAL | |
|-------------------------------|------------------------------------|---------------------------|--|------------|------------------------|---------------|-----------------------------|
| | | | | | | TOTAL | NOUVELLES PLAQUES (1) |
| FERRARI SYSTEM 50LRS | | | | | 1 | 1 | 1 |
| FERRARI SYSTEM 75RSV | | | | | 1 | 1 | 1 |
| FERRARI VIPAR 40RS | | | | | 1 | 1 | 1 |
| FIAT | 695 | | 3 835 | | 43 | 4 573 | 2 941 |
| FIAT 124 RALLY | 311 | | | | | 311 | 233 |
| FIAT PANDA | 124 | | | | | 124 | 37 |
| FIAT UNO | 1 | | | | | 1 | 1 |
| FIAT RITMO | 797 | | 16 | | | 813 | 323 |
| FIAT PUNTO | 6 986 | | 1 | | | 6 987 | 3 491 |
| FIAT COUPE | 27 | | | | | 27 | 8 |
| FIAT ULYSSE | 762 | | | | | 762 | 614 |
| FIAT BARCHETTA | 37 | | | | | 37 | 24 |
| FIAT BRAVA | 930 | | | | | 930 | 451 |
| FIAT BRAVO | 1 101 | | | | | 1 101 | 509 |
| FIAT SCUDO | 104 | | 15 | | | 119 | 49 |
| FIAT MAREA | 546 | | | | | 546 | 396 |
| FIAT MAREA WEEKEND | 37 | | | | | 37 | 17 |
| FIAT PALIO WEEKEND | 112 | | | | | 112 | 37 |
| FIAT SEICENTO | 743 | | 15 | | | 758 | 301 |
| FIAT DUCATO | 83 | | 23 | | | 106 | 69 |
| FIAT MULTIPLA | 1 064 | | | | | 1 064 | 657 |
| FIAT 230 CPMAC | 1 | | | | | 1 | |
| FIAT MARENGO | | | 36 | | | 36 | 27 |
| IVECO | 59 | 3 | 1 455 | 178 | | 1 695 | 1 249 |
| IVECO 60C15 | 1 | | | | | 1 | |
| IVECO 65C15CCS | 1 | | | | | 1 | 1 |
| IVECO EUROTECH | | | | 1 | | 1 | 1 |
| IVECO MP440E39TX/P | | | | 1 | | 1 | 1 |
| IVECO 50C13RS | 3 | | | | | 3 | 3 |
| IVECO EUROSTAR | | | | 2 | | 2 | 2 |
| IVECO EUROTRAKKER | | | 16 | 1 | | 17 | 10 |
| IVECO DAILY | 1 | 1 | 1 | | | 3 | 3 |
| IVECO EUROCARGO | | | 62 | | | 62 | 46 |
| IVECO 65C15 | 2 | | | | | 2 | 2 |
| IVECO 35C13CCS | 1 | | | | | 1 | |
| IVECO 180E24W | | | 1 | | | 1 | |
| IVECO LD440E43TX/P | | | | 10 | | 10 | 10 |
| IVECO 35C13 | 1 | | | | | 1 | 1 |
| LAMBORGHINI | | | | | 42 | 42 | 36 |
| LAMBORGHINI DIABLO | 1 | | | | | 1 | 1 |
| LANCIA DELTA | 1 | | | | | 1 | 1 |
| LANCIA Z | 151 | | | | | 151 | 113 |
| LANCIA K | 60 | | | | | 60 | 35 |
| LANCIA Y | 1 257 | | | | | 1 257 | 854 |
| LANCIA LYBRA | 1 020 | | | | | 1 020 | 509 |
| LANDINI | | | | | 47 | 47 | 34 |
| LANDINI ATLAS 80HC | | | | | 3 | 3 | 3 |
| LANDINI REX 70L | | | | | 1 | 1 | 1 |
| LANDINI REX 90F | | | | | 1 | 1 | |
| LANDINI REX 80F | | | | | 1 | 1 | 1 |
| LANDINI REX 70F | | | | | 5 | 5 | 4 |
| LANDINI GLOBUS 80 | | | | | 1 | 1 | |
| MASERATI | 1 | | | | | 1 | |
| MASERATI 4 PORTE | 1 | | | | | 1 | |
| MASERATI QUATTROPORT | 1 | | | | | 1 | 1 |
| MASERATI 3200GT | 26 | | | | | 26 | 13 |
| SAME | | | | | 73 | 73 | 57 |
| TOTAL | 25 029 | 4 | 5 477 | 193 | 222 | 31 925 | 18 729 |
| PAYS-BAS | | | | | | | |
| BOVA | | 15 | | | | 15 | 11 |
| DAF | 1 | 31 | 456 | 1 039 | | 1 527 | 1 211 |
| DAF LF55 | | | 86 | 1 | | 87 | 61 |
| DAF CF 75 | | | 31 | 24 | | 55 | 40 |
| DAF CF85 | | | 19 | 135 | | 154 | 102 |
| DAF CF 65 | | | 60 | | | 60 | 34 |
| DAF AE45 12 | | | 32 | | | 32 | 25 |
| DAF LF 45 | | | 77 | | | 77 | 43 |

(1) VEHICULES IMMATRICULES AVEC UNE NOUVELLE PLAQUE ET AU NOM DE DECLARANTS BELGES.

TABLEAU 7. - REPARTITION DES VEHICULES AUTOMOBILES NEUFS MIS EN CIRCULATION D'APRES LE PAYS DE PROVENANCE ET LA MARQUE
ANNEE 2001 (SUITE)

| PAYS DE PROVENANCE ET MARQUES | VOITURES POUR PERSONNES | AUTOBUS ET AUTOCARS | VEHICULES POUR LE TRANSPORT DE MARCHANDISES | TRACTEURS | TRACTEURS AGRICOLES | TOTAL | |
|-------------------------------|-------------------------|---------------------|---|-----------|---------------------|--------|-----------------------|
| | | | | | | TOTAL | NOUVELLES PLAQUES (1) |
| DAF FAC85 | | | 1 | | | 1 | 1 |
| DAF FAR95 | | | 1 | | | 1 | |
| TOTAL | 1 | 46 | 763 | 1 199 | | 2 009 | 1 528 |
| ROYAUME-UNI | | | | | | | |
| ASTON MARTIN DB 7 | 26 | | | | | 26 | 20 |
| ASTON MARTIN V12VANQ | 2 | | | | | 2 | 1 |
| MINI MINI | 22 | | | | | 22 | 10 |
| BENTLEY AZURE | 1 | | | | | 1 | |
| BENTLEY | 3 | | | | | 3 | 3 |
| BENTLEY ARNAGE | 14 | | | | | 14 | 4 |
| DAIMLER SUPER V8 | 18 | | | | | 18 | 6 |
| DAIMLER V8 | 25 | | | | | 25 | 10 |
| FORD MONDEO | 8 245 | | | | | 8 245 | 3 941 |
| JAGUAR | 1 | | | | | 1 | |
| JAGUAR SOVEREIGN | 69 | | | | | 69 | 23 |
| JAGUAR XJR | 23 | | | | | 23 | 11 |
| JAGUAR XK8 | 62 | | | | | 62 | 31 |
| JAGUAR EXECUTIVE | 58 | | | | | 58 | 17 |
| JAGUAR XKR | 65 | | | | | 65 | 33 |
| JAGUAR S TYPE | 218 | | | | | 218 | 102 |
| JAGUAR S TYPE EXEC | 302 | | | | | 302 | 130 |
| JAGUAR X-TYPE | 37 | | | | | 37 | 15 |
| JAGUAR X-TYPE2.5V6SP | 42 | | | | | 42 | 25 |
| JAGUAR X-TYPE3.0V6EX | 50 | | | | | 50 | 27 |
| JAGUAR X-TYPE2.5V6EX | 192 | | | | | 192 | 96 |
| JAGUAR X-TYPE3.0V6SP | 20 | | | | | 20 | 9 |
| LANDROVER | 1 | | 420 | | | 421 | 208 |
| LANDROVER RANGE | 385 | | | | | 385 | 149 |
| LAND ROVER DISCOVERY | 337 | | | | | 337 | 123 |
| LANDROVER LD | | | 1 | | | 1 | |
| LANDROVER FREELANDER | 1 450 | | | | | 1 450 | 614 |
| LANDROVER DEFENDER | 127 | | 16 | | | 143 | 71 |
| LANDROVER DEFENDER 90 | 1 | | | | | 1 | 1 |
| LOTUS | 1 | | | | | 1 | |
| LOTUS ESPRIT | 3 | | | | | 3 | 3 |
| LOTUS ELISE | 37 | | | | | 37 | 23 |
| LOTUS ELISE 111S | 1 | | | | | 1 | 1 |
| LOTUS 340R | 1 | | | | | 1 | |
| LOTUS EXIGE | 3 | | | | | 3 | 1 |
| LOTUS ELISE SPORT | 3 | | | | | 3 | 2 |
| MASSEY FERGUSON | | | | | 206 | 206 | 146 |
| MG ZT | 1 | | | | | 1 | 1 |
| MG F | 124 | | | | | 124 | 62 |
| MG MGF | 19 | | | | | 19 | 7 |
| MG ZT-T | 1 | | | | | 1 | |
| MG ZS180 | 1 | | | | | 1 | |
| RUSH 2000 | 1 | | | | | 1 | 1 |
| MORGAN PLUS 8 | 2 | | | | | 2 | 1 |
| MORGAN 4/4 1800 | 10 | | | | | 10 | 4 |
| MORGAN AERO 8 | 1 | | | | | 1 | |
| ROLLS - ROYCE SERAPH | 1 | | | | | 1 | |
| ROVER 75 | 1 187 | | | | | 1 187 | 544 |
| ROVER 214 | 1 | | | | | 1 | 1 |
| ROVER 416 | 1 | | | | | 1 | |
| ROVER MINI | 1 | | | | | 1 | 1 |
| ROVER 220 | 1 | | | | | 1 | |
| ROVER 200 | 5 | | | | | 5 | 1 |
| ROVER 600 | 2 | | | | | 2 | 1 |
| ROVER RANGE | 6 | | | | | 6 | 3 |
| ROVER 400 | 4 | | | | | 4 | |
| ROVER 25 | 621 | | | | | 621 | 214 |
| ROVER 45 | 536 | | | | | 536 | 165 |
| TVR CHIMAERA | 1 | | | | | 1 | 1 |
| VAUXHALL ZAFIRA | 1 | | | | | 1 | |
| TOTAL | 14 373 | | 437 | | 206 | 15 016 | 6 863 |

(1) VEHICULES IMMATICULES AVEC UNE NOUVELLE PLAQUE ET AU NOM DE DECLARANTS BELGES.

**TABLEAU 7. - REPARTITION DES VEHICULES AUTOMOBILES NEUFS MIS EN
CIRCULATION D'APRES LE PAYS DE PROVENANCE ET LA MARQUE
ANNEE 2001**

(SUITE)

| PAYS DE PROVENANCE ET MARQUES | VOITURES POUR PER- SONNES | AUTOBUS ET AUTOCARS | VEHICULES POUR LE TRANS- PORT DE MARCHAN- DISES | TRACTEURS | TRACTEURS AGRICOLES | TOTAL | |
|-------------------------------|------------------------------------|---------------------------|--|--------------|------------------------|---------------|-----------------------------|
| | | | | | | TOTAL | NOUVELLES PLAQUES (1) |
| SUEDE | | | | | | | |
| SAAB MONTE CARLO | 805 | | | | | 805 | 475 |
| SAAB 9-3 | 1 621 | | | | | 1 621 | 948 |
| SAAB 9.5 | | | 1 | | | 1 | 1 |
| SCANIA | | 25 | 441 | 1 052 | | 1 518 | 1 108 |
| SCANIA GA 4X2/14 | | | | 1 | | 1 | |
| SCANIA CB6X6/1 | | | 1 | | | 1 | 1 |
| SCANIA CA4X4/1 | | | | 2 | | 2 | 2 |
| SCANIA P94DB4X2NB | 1 | | | | | 1 | |
| SCANIA 4 | | | 4 | | | 4 | 2 |
| VOLVO | 1 | 111 | 1 071 | 1 346 | | 2 529 | 1 889 |
| VOLVO 960 | 1 | | | | | 1 | |
| VOLVO V 40 | 3 781 | | | | | 3 781 | 2 453 |
| VOLVO S 40 | 1 412 | | | | | 1 412 | 701 |
| VOLVO V 70 | 1 849 | | | | | 1 849 | 1 080 |
| VOLVO S 90 | 1 | | | | | 1 | |
| VOLVO C70 | 212 | | | | | 212 | 93 |
| VOLVO S80 | 930 | | | | | 930 | 497 |
| VOLVO S 60 | 1 779 | | | | | 1 779 | 983 |
| VOLVO FL6E | | | 1 | | | 1 | 1 |
| TOTAL | 12 393 | 136 | 1 519 | 2 401 | | 16 449 | 10 235 |
| REPUBLIQUE TCHEQUE | | | | | | | |
| SKODA | | | 32 | | | 32 | 16 |
| SKODA OCTAVIA | 3 070 | | | | | 3 070 | 915 |
| SKODA FELICIA | 208 | | | | | 208 | 52 |
| SKODA FABIA | 3 920 | | | | | 3 920 | 1 219 |
| ZETOR | | | | | 19 | 19 | 13 |
| TOTAL | 7 198 | | 32 | | 19 | 7 249 | 2 215 |
| U.S.A. | | | | | | | |
| CADILLAC | 2 | | | | | 2 | 1 |
| CADILLAC DE VILLE | 1 | | | | | 1 | |
| CADILLAC SEVILLE | 41 | | | | | 41 | 16 |
| CADILLAC 6KH69 | 7 | | | | | 7 | 4 |
| CASE IH | | | | | 187 | 187 | 100 |
| CASE IH 7250A | | | | | 1 | 1 | 1 |
| CASE IH 1056 | | | | | 1 | 1 | 1 |
| CHEVROLET | 2 | | 76 | | | 78 | 43 |
| CHEVROLET CORVETTE | 26 | | | | | 26 | 13 |
| CHEVROLET MALIBU | 1 | | | | | 1 | |
| CHEVROLET CAMARO | 26 | | | | | 26 | 6 |
| CHEVROLET BLAZER | 4 | | | | | 4 | 2 |
| CHEVROLET LAGUNA | 6 | | | | | 6 | 3 |
| CHEVROLET SUBURDA | 1 | | 1 | | | 2 | 1 |
| CHEVROLET CAVALIER | 2 | | | | | 2 | |
| CHEVROLET BERETTA | 1 | | | | | 1 | |
| CHEVROLET TRANSPORTER | 31 | | | | | 31 | 13 |
| CHEVROLET TRACKER | 1 | | | | | 1 | |
| CHEVROLET ALERO | 117 | | | | | 117 | 25 |
| CHEVROLET TAHOE | 11 | | | | | 11 | 3 |
| CHEVROLET 2500 | 1 | | 1 | | | 2 | 1 |
| CHEVROLET 1500 | | | 1 | | | 1 | 1 |
| CHEVROLET SILVERADO | | | 2 | | | 2 | 2 |
| CHEVROLET ASTRO VAN | | | 1 | | | 1 | |
| CHEVROLET K1500 | | | 1 | | | 1 | |
| CHRYSLER | 1 | | 29 | | | 30 | 18 |
| CHRYSLER VOYAGER | 138 | | 11 | | | 149 | 55 |
| CHRYSLER VOYAGER | 92 | | 9 | | | 101 | 50 |
| CHRYSLER GVOYAGER RG | 710 | | 4 | | | 714 | 393 |
| CHRYSLER VOYAGER RG | 436 | | 2 | | | 438 | 228 |
| CHRYSLER NEON-PL | 71 | | | | | 71 | 41 |

(1) VEHICULES IMMATICULES AVEC UNE NOUVELLE PLAQUE ET AU NOM DE DECLARANTS BELGES.

TABLEAU 7. - REPARTITION DES VEHICULES AUTOMOBILES NEUFS MIS EN CIRCULATION D'APRES LE PAYS DE PROVENANCE ET LA MARQUE
ANNEE 2001 (SUITE)

| PAYS DE PROVENANCE ET MARQUES | VOITURES POUR PER- SONNES | AUTOBUS ET AUTOCARS | VEHICULES POUR LE TRANS- PORT DE MARCHAN- DISES | TRACTEURS | TRACTEURS AGRICOLES | TOTAL | |
|-------------------------------|------------------------------------|---------------------------|--|-----------|------------------------|-------|-----------------------------|
| | | | | | | TOTAL | NOUVELLES PLAQUES (1) |
| CHRYSLER | 123 | | | | | 123 | 39 |
| CHRYSLER STRATUS | 28 | | | | | 28 | 14 |
| CHRYSLER SEBRING | 221 | | | | | 221 | 92 |
| CHRYSLER 300M | 100 | | | | | 100 | 44 |
| CHRYSLER PT CRUISER | 812 | | | | | 812 | 360 |
| CHRYSLER CRUISER | | | 3 | | | 3 | 2 |
| DODGE | 2 | | 20 | | | 22 | 10 |
| DODGE CARAVAN | 1 | | | | | 1 | |
| DODGE RAM | 1 | | 2 | | | 3 | 1 |
| DODGE GRAND CARAVAN | | | 1 | | | 1 | |
| DODGE NEON | 2 | | | | | 2 | |
| DODGE DURANGO | | | 1 | | | 1 | 1 |
| DODGE RAM 1500 | | | 1 | | | 1 | 1 |
| DODGE DAKOTA | 1 | | 4 | | | 5 | 3 |
| FORD MUSTANG | 5 | | | | | 5 | 1 |
| FORD GT500 | | | 1 | | | 1 | 1 |
| FORD MERCURY | 1 | | | | | 1 | |
| FORD WINDSTAR | 30 | | | | | 30 | 12 |
| FORD PUMA | 226 | | | | | 226 | 81 |
| FORD | 1 | | | | | 1 | 1 |
| FORD | 978 | | | | | 978 | 266 |
| FORD COUGAR | 95 | | | | | 95 | 28 |
| FORD F250 | | | 5 | | | 5 | 4 |
| FORD P72 | 6 | | | | | 6 | 6 |
| FORD EXCURSION | | | 2 | | | 2 | 2 |
| FORD F350 | | | 2 | | | 2 | 2 |
| GMC SIERRA | | | 1 | | | 1 | |
| GMC TK25743 | | | 1 | | | 1 | 1 |
| JEEP | | | 70 | | | 70 | 33 |
| JEEP CHEROKEE | 211 | | 1 | | | 212 | 114 |
| JEEP WRANGLER | 54 | | | | | 54 | 29 |
| JEEP GRD CHEROKEE | 2 | | | | | 2 | 1 |
| JEEP GRAND CHEROKEE | 376 | | 3 | | | 379 | 207 |
| JOHN DEERE | | | | | 325 | 325 | 197 |
| JOHN DEERE 7710 | | | | | 1 | 1 | |
| JOHN DEERE 3200 | | | | | 11 | 11 | 7 |
| JOHN DEERE 3400 | | | | | 12 | 12 | 8 |
| JOHN DEERE 7810 | | | | | 4 | 4 | 3 |
| JOHN DEERE MR7710AS | | | | | 1 | 1 | 1 |
| JOHN DEERE 5400 | | | | | 1 | 1 | 1 |
| JOHN DEERE 6910AS | | | | | 2 | 2 | 1 |
| JOHN DEERE 6810AS | | | | | 1 | 1 | 1 |
| JOHN DEERE 7810TLS | | | | | 1 | 1 | 1 |
| LIBERTY NRH748 | | 1 | | | | 1 | 1 |
| LIBERTY BGS24E | | 2 | | | | 2 | 1 |
| LINCOLN | 1 | | 1 | | | 2 | 2 |
| LINCOLN TOWN CAR | 2 | | | | | 2 | |
| LINCOLN NAVIGATOR | 9 | | 1 | | | 10 | 7 |
| LINCOLN MB1 | 5 | | | | | 5 | 4 |
| PONTIAC FIREBIRD | 1 | | | | | 1 | |
| PONTIAC GRAND AM | 1 | | | | | 1 | |
| TOTAL | 5 024 | 3 | 258 | | 548 | 5 833 | 2 612 |
| JAPON | | | | | | | |
| DAIHATSU | | | 82 | | | 82 | 15 |
| DAIHATSU CUORE | 234 | | | | | 234 | 69 |
| DAIHATSU ROCKY | 6 | | | | | 6 | 1 |
| DAIHATSU GRAN MOVE | 69 | | | | | 69 | 7 |
| DAIHATSU MOVE | 66 | | | | | 66 | 12 |
| DAIHATSU THERIOS | 121 | | | | | 121 | 23 |
| DAIHATSU MIRA | 1 | | | | | 1 | 1 |
| DAIHATSU SIRION | 253 | | | | | 253 | 41 |
| DAIHATSU L700 | 1 | | | | | 1 | |
| DAIHATSU YRV | 126 | | | | | 126 | 27 |
| DAIHATSU HIJET | | | 1 | | | 1 | 1 |
| DATSUN | 56 | | 2 624 | | | 2 680 | 1 248 |
| NISSAN MICRA | 1 826 | | | | | 1 826 | 390 |
| NISSAN PRIMERA | 2 683 | | | | | 2 683 | 596 |

(1) VEHICULES IMMATRICULES AVEC UNE NOUVELLE PLAQUE ET AU NOM DE DECLARANTS BELGES.

TABLEAU 7. - REPARTITION DES VEHICULES AUTOMOBILES NEUFS MIS EN CIRCULATION D'APRES LE PAYS DE PROVENANCE ET LA MARQUE ANNEE 2001 (SUITE)

| PAYS DE PROVENANCE ET MARQUES | VOITURES POUR PERSONNES | AUTOBUS ET AUTOCARS | VEHICULES POUR LE TRANSPORT DE MARCHANDISES | TRACTEURS | TRACTEURS AGRICOLES | TOTAL | |
|-------------------------------|-------------------------|---------------------|---|-----------|---------------------|-------|-----------------------|
| | | | | | | TOTAL | NOUVELLES PLAQUES (1) |
| NISSAN PATROL | 1 | | | | | 1 | |
| NISSAN SENTRA | 1 | | | | | 1 | |
| NISSAN CIMA | 1 | | | | | 1 | 1 |
| NISSAN PATHFINDER | 2 | | | | | 2 | 2 |
| NISSAN SERENA | 1 | | | | | 1 | |
| NISSAN TERRANO II | 341 | | 66 | | | 407 | 206 |
| NISSAN PATROL GR | 326 | | | | | 326 | 131 |
| NISSAN MAXIMA QX | 108 | | | | | 108 | 27 |
| NISSAN ALMERA | 2 657 | | | | | 2 657 | 430 |
| NISSAN VANETTE CARGO | 15 | | | | | 15 | 3 |
| NISSAN TINO | 1 | | | | | 1 | 1 |
| NISSAN ALMERA TINO | 961 | | | | | 961 | 177 |
| NISSAN KDSY61 | | | 1 | | | 1 | |
| NISSAN ATLEON | | | 14 | | | 14 | 3 |
| NISSAN CABSTAR-E | | | 43 | | | 43 | 28 |
| NISSAN X-TRAIL | 10 | | | | | 10 | 3 |
| KAWASAKI | | | 4 | | 50 | 54 | 45 |
| KAWASAKI KVF650 | | | | | 22 | 22 | 16 |
| HONDA | | | | | 5 | 5 | 3 |
| HONDA CIVIC | 1 150 | | | | | 1 150 | 265 |
| HONDA ACCORD | 341 | | | | | 341 | 62 |
| HONDA PRELUDE | 1 | | | | | 1 | |
| HONDA JAZZ | 9 | | | | | 9 | 4 |
| HONDA LEGEND | 6 | | | | | 6 | 1 |
| HONDA ODYSSEY | 1 | | | | | 1 | |
| HONDA CR-V | 330 | | | | | 330 | 85 |
| HONDA HR V | 396 | | | | | 396 | 100 |
| HONDA LOGO | 215 | | | | | 215 | 43 |
| HONDA S2000 | 88 | | | | | 88 | 36 |
| HONDA CIVIC 2DR | 234 | | | | | 234 | 40 |
| HONDA ACCORD-SEDAN | 79 | | | | | 79 | 23 |
| HONDA ACCORD-HATCH | 56 | | | | | 56 | 14 |
| HONDA HONDA STREAM | 119 | | | | | 119 | 44 |
| HONDA CIVIC 3 DR | 178 | | | | | 178 | 62 |
| HONDA CIVIC 5DR | 21 | | | | | 21 | 9 |
| ISUZU | | | 1 | | | 1 | 1 |
| ISUZU TROOPER | 3 | | 1 | | | 4 | 1 |
| ISUZU NQR70 | | | 1 | | | 1 | 1 |
| LEXUS | | | 7 | | | 7 | 6 |
| LEXUS GS 300 | 82 | | | | | 82 | 41 |
| LEXUS LS 400 | 2 | | | | | 2 | 1 |
| LEXUS IS 200 | 192 | | | | | 192 | 127 |
| LEXUS RX300 | 227 | | | | | 227 | 144 |
| LEXUS SC430 | 21 | | | | | 21 | 15 |
| LEXUS GS430 | 12 | | | | | 12 | 7 |
| LEXUS LS 430 | 81 | | | | | 81 | 39 |
| LEXUS IS300 | 19 | | | | | 19 | 17 |
| MAZDA | | | 406 | | | 406 | 197 |
| MAZDA RX 5 | 120 | | 2 | | | 122 | 36 |
| MAZDA 121 | 415 | | | | | 415 | 92 |
| MAZDA 323 | 169 | | | | | 169 | 23 |
| MAZDA 626 | 891 | | | | | 891 | 158 |
| MAZDA MPV | 102 | | | | | 102 | 23 |
| MAZDA MX5 | 169 | | | | | 169 | 59 |
| MAZDA MX3 | 1 | | | | | 1 | 1 |
| MAZDA XEDOS 6 | 1 | | | | | 1 | 1 |
| MAZDA XEDOS - 9 | 25 | | | | | 25 | 5 |
| MAZDA 323 F | 1 212 | | | | | 1 212 | 221 |
| MAZDA DAMIO | 536 | | | | | 536 | 89 |
| MAZDA PREMACY | 485 | | | | | 485 | 86 |
| MITSUBISHI | 2 | | 1 898 | 1 | | 1 901 | 935 |
| MITSUBISHI GALANT | 372 | | | | | 372 | 90 |
| MITSUBISHI COLT | 235 | | | | | 235 | 66 |
| MITSUBISHI PAJERO | 385 | | | | | 385 | 148 |
| MITSUBISHI 3000 GT | 2 | | | | | 2 | 2 |
| MITSUBISHI CARISMA | 1 223 | | | | | 1 223 | 224 |
| MITSUBISHI SPACE WAG | 682 | | | | | 682 | 197 |
| MITSUBISHI SPACE RUN | 63 | | 1 | | | 64 | 13 |
| MITSUBISHI SPACE STA | 23 | | | | | 23 | 4 |
| MITSUBISHI SPACESTAR | 1 848 | | | | | 1 848 | 445 |
| MITSUBISHI PAJERO SP | 188 | | | | | 188 | 71 |

(1) VEHICULES IMMATICULES AVEC UNE NOUVELLE PLAQUE ET AU NOM DE DECLARANTS BELGES.

TABLEAU 7. - REPARTITION DES VEHICULES AUTOMOBILES NEUFS MIS EN
CIRCULATION D'APRES LE PAYS DE PROVENANCE ET LA MARQUE
ANNEE 2001 (SUITE)

| PAYS DE PROVENANCE ET MARQUES | VOITURES POUR PER- SONNES | AUTOBUS ET AUTOCARS | VEHICULES POUR LE TRANS- PORT DE MARCHAN- DISSES | TRACTEURS | TRACTEURS AGRICOLES | TOTAL | |
|-------------------------------|------------------------------------|---------------------------|---|-----------|------------------------|--------|-----------------------------|
| | | | | | | TOTAL | NOUVELLES PLAQUES (1) |
| MITSUBISHI PAJERO PI | 581 | | 1 | | | 582 | 214 |
| MITSUBISHI CANTER | | | 36 | | | 36 | 20 |
| MITSUBISHI L200 | | | 119 | | | 119 | 46 |
| SUZUKI | | | 241 | | | 241 | 90 |
| SUZUKI LIANA | 134 | | | | | 134 | 30 |
| SUZUKI ALTO | 271 | | | | | 271 | 50 |
| SUZUKI SWIFT | 365 | | | | | 365 | 70 |
| SUZUKI SAMURAI | 70 | | | | | 70 | 31 |
| SUZUKI VITARA | 184 | | 16 | | | 200 | 69 |
| SUZUKI BALENO | 422 | | | | | 422 | 80 |
| SUZUKI X 90 | 1 | | | | | 1 | 1 |
| SUZUKI WAGON R | 1 284 | | | | | 1 284 | 284 |
| SUZUKI GRAND VITARA | 437 | | | | | 437 | 100 |
| SUZUKI JINNY | 442 | | | | | 442 | 143 |
| SUZUKI GT GRD VITARA | 131 | | | | | 131 | 42 |
| SUZUKI FT GRD VITARA | 118 | | | | | 118 | 22 |
| SUZUKI IGNIS | 486 | | | | | 486 | 89 |
| SUZUKI L04C | | | 29 | | | 29 | 10 |
| SUZUKI S04V | | | 100 | | | 100 | 37 |
| YAMAHA | | | | | 339 | 339 | 295 |
| YAMAHA GRIZZLY | | | | | 25 | 25 | 14 |
| SUBARU | | | 5 | | | 5 | 2 |
| SUBARU JUSTY | 30 | | | | | 30 | 3 |
| SUBARU LEGACY | 78 | | | | | 78 | 24 |
| SUBARU VIVIO | 10 | | | | | 10 | 3 |
| SUBARU IMPREZA | 203 | | 2 | | | 205 | 63 |
| SUBARU | 106 | | 1 | | | 107 | 26 |
| TOYOTA | 8 | | 1 231 | | | 1 239 | 634 |
| TOYOTA CORONA | 3 | | | | | 3 | 3 |
| TOYOTA PRADO | 46 | | | | | 46 | 40 |
| TOYOTA COROLLA | 3 577 | | | | | 3 577 | 898 |
| TOYOTA CARINA | 1 | | | | | 1 | 1 |
| TOYOTA CELICA | 272 | | | | | 272 | 96 |
| TOYOTA CALDINA | 1 | | | | | 1 | 1 |
| TOYOTA LAND CRUIS | 556 | | 2 | | | 558 | 306 |
| TOYOTA CAMRY | 45 | | | | | 45 | 32 |
| TOYOTA MR | 192 | | | | | 192 | 126 |
| TOYOTA | 2 | | | | | 2 | 2 |
| TOYOTA LEXUS | 1 | | | | | 1 | 1 |
| TOYOTA PREVIA | 519 | | 7 | | | 526 | 279 |
| TOYOTA RAV4 | 2 210 | | 23 | | | 2 233 | 954 |
| TOYOTA AVENTIS VERSO | 349 | | 2 | | | 351 | 183 |
| TOYOTA PICNIC | 592 | | | | | 592 | 151 |
| TOYOTA HIACHE | 149 | | 60 | | | 209 | 131 |
| TOYOTA AVENTIS | 5 094 | | | | | 5 094 | 1 802 |
| TOYOTA PRIUS | 48 | | | | | 48 | 32 |
| TOYOTA YARIS | 5 435 | | | | | 5 435 | 2 075 |
| TOYOTA YARIS VERSO | 779 | | | | | 779 | 238 |
| TOYOTA VITS | 1 | | | | | 1 | 1 |
| TOYOTA VISTA ARDEO | 1 | | | | | 1 | 1 |
| TOYOTA VEROSSA | 2 | | | | | 2 | 2 |
| TOYOTA DYNA | | | 7 | | | 7 | 7 |
| TOYOTA HILUX | | | 52 | | | 52 | 24 |
| TOTAL | 48 115 | | 7 086 | 1 | 441 | 55 643 | 17 759 |
| RUSSIE | | | | | | | |
| BIELARUS | | | | | 1 | 1 | |
| BELARUS MTZ82-1 | | | | | 1 | 1 | 1 |
| BELARUS MTZ225 | | | | | 1 | 1 | 1 |
| LADA | | | 20 | | | 20 | 2 |
| LADA | 3 | | | | | 3 | 2 |
| LADA VAZ NIVA | 50 | | | | | 50 | 5 |
| LADA VAZ LADA 110 | 135 | | | | | 135 | 9 |
| LADA VAZ LADA 111 | 168 | | | | | 168 | 31 |
| LADA-VAZ LADA 112 | 89 | | | | | 89 | 8 |
| TOTAL | 445 | | 20 | | 3 | 468 | 59 |

(1) VEHICULES IMMATRICULES AVEC UNE NOUVELLE PLAQUE ET AU NOM DE DECLARANTS BELGES.

**TABEAU 7. - REPARTITION DES VEHICULES AUTOMOBILES NEUFS MIS EN
CIRCULATION D'APRES LE PAYS DE PROVENANCE ET LA MARQUE
ANNEE 2001**

(SUITE)

| PAYS DE PROVENANCE ET MARQUES | VOITURES POUR PER- SONNES | AUTOBUS ET AUTOCARS | VEHICULES POUR LE TRANS- PORT DE MARCHAN- DISES | TRACTEURS | TRACTEURS AGRICOLES | TOTAL | |
|-------------------------------|------------------------------------|---------------------------|--|-----------|------------------------|-------|-----------------------------|
| | | | | | | TOTAL | NOUVELLES PLAQUES (1) |
| POLOGNE | | | | | | | |
| URSUS | | | | | 2 | 2 | 2 |
| TOTAL | | | | | 2 | 2 | 2 |
| SERBIE | | | | | | | |
| KAROSA | | 4 | | | | 4 | 3 |
| TOTAL | | 4 | | | | 4 | 3 |
| COREE DU SUD | | | | | | | |
| DAEWOO | | | 104 | | | 104 | 45 |
| DAEWOO NUBIRA | 584 | | | | | 584 | 206 |
| DAEWOO LANDS | 862 | | | | | 862 | 265 |
| DAEWOO LEGANZA | 124 | | | | | 124 | 51 |
| DAEWOO MATIZ | 934 | | | | | 934 | 376 |
| DAEWOO KORANDO | 93 | | | | | 93 | 26 |
| DAEWOO MUSSO | 50 | | | | | 50 | 17 |
| DAEWOO TACUMA | 550 | | | | | 550 | 103 |
| HYUNDAI | 2 | | 584 | | | 586 | 231 |
| HYUNDAI PONY EXCEL | 3 | | | | | 3 | 1 |
| HYUNDAI SONATA | 89 | | | | | 89 | 32 |
| HYUNDAI LANTRA | 46 | | | | | 46 | 9 |
| HYUNDAI COUPE | 235 | | | | | 235 | 35 |
| HYUNDAI | 1 123 | | | | | 1 123 | 263 |
| HYUNDAI GALLOPER | 119 | | 10 | | | 129 | 36 |
| HYUNDAI ATHOS | 323 | | | | | 323 | 96 |
| HYUNDAI SATELLITE | 32 | | | | | 32 | 8 |
| HYUNDAI X625 | 8 | | | | | 8 | 1 |
| HYUNDAI X630 | 1 | | | | | 1 | |
| HYUNDAI PRIME | 639 | | | | | 639 | 185 |
| HYUNDAI SANTAFE | 621 | | 16 | | | 637 | 209 |
| HYUNDAI TRAJET | 493 | | 4 | | | 497 | 141 |
| HYUNDAI ELANTRA | 649 | | | | | 649 | 111 |
| HYUNDAI TERRACAN | 5 | | | | | 5 | 5 |
| HYUNDAI MATRIX | 83 | | | | | 83 | 22 |
| KIA | 1 | | 146 | | | 147 | 51 |
| KIA SEPHIA | 19 | | | | | 19 | 2 |
| KIA SPORTAGE | 109 | | | | | 109 | 29 |
| KIA PRIDE | 117 | | | | | 117 | 24 |
| KIA CLARUS | 54 | | | | | 54 | 21 |
| KIA SHUMA | 156 | | | | | 156 | 29 |
| KIA RETONA | 44 | | | | | 44 | 11 |
| KIA CARNIVAL | 33 | | 2 | | | 35 | 14 |
| KIA CARENS | 92 | | | | | 92 | 23 |
| KIA RIO | 216 | | 1 | | | 217 | 29 |
| KIA MAGENTIS | 1 | | | | | 1 | 1 |
| SSANGYONG | | | 3 | | | 3 | |
| SSANGYONG KORANDO | 1 | | | | | 1 | 1 |
| SSANGYONG MUSSO | 1 | | | | | 1 | 1 |
| TOTAL | 8 512 | | 870 | | | 9 382 | 2 720 |
| MALAISIE | | | | | | | |
| PROTON 413 | 3 | | | | | 3 | |
| PROTON 415 | 2 | | | | | 2 | |
| PROTON 418 | 24 | | | | | 24 | 7 |
| PROTON 420 | 70 | | | | | 70 | 17 |
| PROTON 313 | 10 | | | | | 10 | 5 |
| PROTON 315 | 15 | | | | | 15 | 4 |
| TOTAL | 124 | | | | | 124 | 33 |

(1) VEHICULES IMMATRICULES AVEC UNE NOUVELLE PLAQUE ET AU NOM DE DECLARANTS BELGES.

TABLEAU 7. - REPARTITION DES VEHICULES AUTOMOBILES NEUFS MIS EN CIRCULATION D'APRES LE PAYS DE PROVENANCE ET LA MARQUE
ANNEE 2001 (SUITE)

| PAYS DE PROVENANCE ET MARQUES | VOITURES POUR PER- SONNES | AUTOBUS ET AUTOCARS | VEHICULES POUR LE TRANS- PORT DE MARCHAN- DISES | TRACTEURS | TRACTEURS AGRICOLES | TOTAL | |
|-------------------------------|------------------------------------|---------------------------|--|-----------|------------------------|---------|-----------------------------|
| | | | | | | TOTAL | NOUVELLES PLAQUES (1) |
| INCONNU | | | | | | | |
| TOTAL | 769 | 21 | 2 437 | | 921 | 4 148 | 2 950 |
| TOTAL GENERAL | 499 779 | 968 | 64 360 | 5 758 | 2 932 | 573 797 | 287 088 |

(1) VEHICULES IMMATRICULES AVEC UNE NOUVELLE PLAQUE ET AU NOM DE DECLARANTS BELGES.

TABLEAU 8. - REPARTITION DES VEHICULES AUTOMOBILES NEUFS MIS EN CIRCULATION D'APRES LE PAYS DE PROVENANCE ET LA MARQUE
- CARBURANT DIESEL - ANNEE 2001

| PAYS DE PROVENANCE ET MARQUES | VOITURES POUR PER- SONNES | AUTOBUS ET AUTOCARS | VEHICULES POUR LE TRANS- PORT DE MARCHAN- DISES | TRACTEURS | TRACTEURS AGRICOLIS | TOTAL | |
|-------------------------------|------------------------------------|---------------------------|--|-----------|------------------------|--------|-----------------------------|
| | | | | | | TOTAL | NOUVELLES PLAQUES (1) |
| ALLEMAGNE | | | | | | | |
| AUDI CABRIO | 1 | | | | | 1 | 1 |
| AUDI A6 | 4 579 | | | | | 4 579 | 2 901 |
| AUDI A8 | 108 | | | | | 108 | 61 |
| AUDI A4 | 7 881 | | | | | 7 881 | 4 607 |
| AUDI A3 | 2 648 | | | | | 2 648 | 1 484 |
| AUDI A2 | 923 | | | | | 923 | 421 |
| AUDI ALLROAD Q | 212 | | | | | 212 | 117 |
| BMW 525 | 6 | | | | | 6 | 1 |
| BMW 318 | 1 | | | | | 1 | 1 |
| BMW 320 D | 8 901 | | | | | 8 901 | 5 841 |
| BMW 525D | 2 311 | | | | | 2 311 | 1 485 |
| BMW 530 D | 660 | | | | | 660 | 382 |
| BMW 730 D | 242 | | | | | 242 | 142 |
| BMW 740D | 6 | | | | | 6 | 3 |
| BMW 330D | 263 | | | | | 263 | 144 |
| BMW 318D | 307 | | | | | 307 | 199 |
| BMW X5 | 383 | | | | | 383 | 239 |
| BMW 520D | 2 277 | | | | | 2 277 | 1 490 |
| BMW 330 XD | 75 | | | | | 75 | 43 |
| BMW 320TD | 169 | | | | | 169 | 97 |
| DEUTZ FAHR | | | | | 200 | 200 | 132 |
| DEUTZ FAHR TT4 | | | | | 1 | 1 | 1 |
| EVOBUS SETRA | | 23 | | | | 23 | 12 |
| EVOBUS MERCEDES | | 106 | | | | 106 | 80 |
| FENDT | | | | | 146 | 146 | 85 |
| FORD | 154 | 9 | 4 303 | | 14 | 4 480 | 2 762 |
| FORD ESCORT | 5 | | | | | 5 | 1 |
| FORD FIESTA | 1 920 | | | | | 1 920 | 778 |
| FORD TAUNUS | 408 | | | | | 408 | 247 |
| FORD COURIER | 3 | | | | | 3 | 2 |
| FORD GALAXY | 2 927 | | | | | 2 927 | 1 900 |
| FORD FOCUS | 11 481 | | | | | 11 481 | 5 433 |
| HOLDER | | | | | 5 | 5 | 2 |
| MAN | | 14 | 816 | 850 | | 1 680 | 1 238 |
| MAN TS41VF1 | | | 1 | | | 1 | 1 |
| MAN 35414FVNLC | | | 1 | | | 1 | 1 |
| MAN H12 | | | | 15 | | 15 | |
| MAN HN19F | | | 1 | | | 1 | |
| MERCEDES | 298 | 221 | 7 914 | 647 | | 9 080 | 6 294 |
| MERCEDES ML 270CDI | 14 | | | | | 14 | 7 |
| MERCEDES 400 | | | 1 | | | 1 | 1 |
| MERCEDES C 220 | 126 | | | | | 126 | 66 |
| MERCEDES C 200 | 63 | | | | | 63 | 36 |
| MERCEDES C250 | 9 | | | | | 9 | 5 |
| MERCEDES E 250 | 3 | | | | | 3 | 1 |
| MERCEDES E 200 | 717 | | | | | 717 | 231 |
| MERCEDES E 320 | 274 | | | | | 274 | 121 |
| MERCEDES E 220 | 2 105 | | | | | 2 105 | 1 107 |
| MERCEDES E 300 | 3 | | | | | 3 | 1 |
| MERCEDES SPRINTER | 9 | | 41 | | | 50 | 35 |
| MERCEDES E 290 | 2 | | | | | 2 | 2 |
| MERCEDES G 300 | 7 | | | | | 7 | 2 |
| MERCEDES S 320 | 867 | | | | | 867 | 437 |
| MERCEDES A160 | 202 | | | | | 202 | 132 |
| MERCEDES A170 | 900 | | | | | 900 | 664 |
| MERCEDES V220 CDI | 306 | | 1 | | | 307 | 183 |
| MERCEDES 112 CDI | 100 | | | | | 100 | 52 |
| MERCEDES 110 CDI | 145 | | | | | 145 | 85 |
| MERCEDES 108 CDI | 215 | | | | | 215 | 142 |
| MERCEDES V200 CDI | 19 | | | | | 19 | 8 |
| MERCEDES E 270 | 579 | | | | | 579 | 312 |
| MERCEDES 308D | | | 1 | | | 1 | 1 |
| MERCEDES ML270 | 1 608 | | 2 | | | 1 610 | 896 |
| MERCEDES 213CDI | 16 | | | | | 16 | 10 |
| MERCEDES 211CDI | 23 | | | | | 23 | 19 |
| MERCEDES 313CDI | 6 | | | | | 6 | 4 |
| MERCEDES 316 CDI | 1 | | | | | 1 | 1 |

(1) VEHICULES IMMATICULES AVEC UNE NOUVELLE PLAQUE ET AU NOM DE DECLARANTS BELGES.

TABLEAU 8. - REPARTITION DES VEHICULES AUTOMOBILES NEUFS MIS EN CIRCULATION D'APRES LE PAYS DE PROVENANCE ET LA MARQUE
- CARBURANT DIESEL - ANNEE 2001 (SUITE)

| PAYS DE PROVENANCE ET MARQUES | VOITURES POUR PER- SONNES | AUTOBUS ET AUTOCARS | VEHICULES POUR LE TRANS- PORT DE MARCHAN- DISES | TRACTEURS | TRACTEURS AGRICOLES | TOTAL | |
|-------------------------------|------------------------------------|---------------------------|--|--------------|------------------------|----------------|-----------------------------|
| | | | | | | TOTAL | NOUVELLES PLAQUES (1) |
| MERCEDES 416 CDI | 1 | | | | | 1 | 1 |
| MERCEDES 311CDI | 7 | | | | | 7 | 5 |
| MERCEDES 308 CDI | 1 | | | | | 1 | 1 |
| MERCEDES 216 CDI | 6 | | | | | 6 | 1 |
| MERCEDES 208CDI | 36 | | | | | 36 | 32 |
| MERCEDES E220 CDI | 98 | | | | | 98 | 25 |
| MERCEDES C220 CDI | 4 549 | | | | | 4 549 | 2 506 |
| MERCEDES C200 CDI | 2 775 | | | | | 2 775 | 1 382 |
| MERCEDES S400 CDI | 119 | | | | | 119 | 51 |
| MERCEDES C270CDI | 433 | | | | | 433 | 215 |
| MERCEDES 313CDID | 3 | | | | | 3 | 2 |
| MERCEDES 2543 6X2 | | | 1 | | | 1 | 1 |
| MERCEDES 316CDID | 2 | | | | | 2 | 2 |
| MERCEDES 903 6 | 1 | | | | | 1 | 1 |
| MERCEDES 904 6 | 7 | 1 | | | | 8 | 5 |
| MERCEDES A160CDI | 152 | | | | | 152 | 87 |
| MERCEDES A170CDI | 1 504 | | | | | 1 504 | 949 |
| MERCEDES G400CDI | 26 | | 6 | | | 32 | 12 |
| MERCEDES 904-6 | 2 | | | | | 2 | 2 |
| MERCEDES 904 | | 1 | | | | 1 | 1 |
| MERCEDES U1650 | | | 1 | | | 1 | 1 |
| MERCEDES 904.6 KA | | 1 | | | | 1 | 1 |
| MERCEDES ML 400 CDI | 30 | | 1 | | | 31 | 19 |
| MERCEDES AXOR | | | | 5 | | 5 | 5 |
| NEOPLAN | | 1 | | | | 1 | 1 |
| OPEL | | | 1 221 | | | 1 221 | 753 |
| OPEL CORSA | 4 868 | | | | | 4 868 | 2 504 |
| OPEL VIVARO | | | 150 | | | 150 | 73 |
| OPEL OMEGA | 613 | | 2 | | | 615 | 243 |
| OPEL ASTRA | 14 544 | | | | | 14 544 | 7 662 |
| OPEL VECTRA | 3 356 | | 8 | | | 3 364 | 1 563 |
| OPEL FRONTERA | 499 | | | | | 499 | 189 |
| OPEL COMBO | 7 | | 33 | | | 40 | 19 |
| OPEL SINTRA | 2 | | | | | 2 | 1 |
| OPEL ZAFIRA | 7 184 | | | | | 7 184 | 4 171 |
| OPEL MOVANO | 27 | | 16 | | | 43 | 14 |
| OPEL CAMPO | | | 1 | | | 1 | 1 |
| WEB SMART | 649 | | | | | 649 | 494 |
| VOLKSWAGEN | 37 | 15 | 5 320 | | | 5 372 | 3 321 |
| VOLKSWAGEN POLO | 3 806 | | | | | 3 806 | 1 620 |
| V.W. PASSAT | 10 697 | | 1 | | | 10 698 | 6 780 |
| VOLKSWAGEN GOLF | 20 008 | | 2 | | | 20 010 | 10 778 |
| VOLKSWAGEN SHARAN | 3 915 | | | | | 3 915 | 2 255 |
| VOLKSWAGEN CADDY | 123 | | | | | 123 | 70 |
| VOLKSWAGEN LUPO | 346 | | | | | 346 | 188 |
| VOLKSWAGEN LT | 37 | 1 | 141 | | | 179 | 122 |
| VOLKSWAGEN T4 | 1 400 | | | | | 1 400 | 733 |
| VOLKSWAGEN NEWBEETLE | 530 | | | | | 530 | 286 |
| VOLKSWAGEN BORA | 4 357 | | | | | 4 357 | 1 677 |
| VOLKSWAGEN 7DC ABLIM | 1 | | | | | 1 | 1 |
| VOLKSWAGEN LT46 | | | 1 | | | 1 | 1 |
| VOLKSWAGEN LT35 | 8 | | | | | 8 | 4 |
| VOLKSWAGEN 2 DXANJ | 1 | | | | | 1 | 1 |
| VOLKSWAGEN CALIFORNIA | 1 | | | | | 1 | 1 |
| TOTAL | 144 246 | 393 | 19 987 | 1 517 | 366 | 166 509 | 94 018 |
| AUTRICHE | | | | | | | |
| STEYR | | | | | 46 | 46 | 29 |
| TOTAL | | | | | 46 | 46 | 29 |
| BELGIQUE | | | | | | | |
| EOSCOACH | | 39 | | | | 39 | 16 |
| EOSCOACH E180Z | | | 1 | | | 1 | 1 |
| MOL | | | 5 | | | 5 | 5 |
| VANHOOL | 2 | 251 | | | | 253 | 206 |

(1) VEHICULES IMMATRICULES AVEC UNE NOUVELLE PLAQUE ET AU NOM DE DECLARANTS BELGES.

TABEAU 8. - REPARTITION DES VEHICULES AUTOMOBILES NEUFS MIS EN CIRCULATION D'APRES LE PAYS DE PROVENANCE ET LA MARQUE
- CARBURANT DIESEL - ANNEE 2001 (SUITE)

| PAYS DE PROVENANCE ET MARQUES | VOITURES POUR PER- SONNES | AUTOBUS ET AUTOCARS | VEHICULES POUR LE TRANS- PORT DE MARCHAN- DISES | TRACTEURS | TRACTEURS AGRICOLIS | TOTAL | |
|-------------------------------|------------------------------------|---------------------------|--|-----------|------------------------|---------|-----------------------------|
| | | | | | | TOTAL | NOUVELLES PLAQUES (1) |
| VANHOO L TD927 ASTRO | | 3 | | | | 3 | 3 |
| TOTAL | 2 | 293 | 6 | | | 301 | 231 |
| ESPAGNE | | | | | | | |
| SEAT | | | 240 | | | 240 | 156 |
| SEAT IBIZA | 3 680 | | | | | 3 680 | 1 633 |
| SEAT TOLEDO | 1 027 | | | | | 1 027 | 427 |
| SEAT CORDOBA | 1 242 | | | | | 1 242 | 402 |
| SEAT INCA | 28 | | | | | 28 | 13 |
| SEAT ALHAMBRA | 1 362 | | | | | 1 362 | 597 |
| SEAT ARDOSA | 28 | | | | | 28 | 9 |
| SEAT LEON | 2 367 | | | | | 2 367 | 796 |
| TOTAL | 9 734 | | 240 | | | 9 974 | 4 033 |
| FRANCE | | | | | | | |
| CITROEN | 9 | 35 | 9 505 | | | 9 549 | 6 759 |
| CITROEN XM | 2 | | | | | 2 | |
| CITROEN XANTIA | 1 424 | | | | | 1 424 | 408 |
| CITROEN EVASION | 2 141 | | | | | 2 141 | 984 |
| CITROEN JUMPY | 71 | | | | | 71 | 35 |
| CITROEN SAXO | 3 397 | | | | | 3 397 | 1 174 |
| CITROEN BERLINGO | 4 039 | | | | | 4 039 | 1 682 |
| CITROEN XSARA | 6 466 | | | | | 6 466 | 2 711 |
| CITROEN JUMPER | 115 | 1 | 83 | | | 199 | 146 |
| CITROEN XSARAPICASSO | 6 425 | | | | | 6 425 | 3 198 |
| CITROEN C5 | 4 103 | | 12 | | | 4 115 | 1 838 |
| PEUGEOT | 15 | 3 | 5 567 | | | 5 585 | 3 811 |
| PEUGEOT 307 | 4 493 | | 22 | | | 4 515 | 2 597 |
| PEUGEOT 106 | 846 | | | | | 846 | 414 |
| PEUGEOT 306 | 5 431 | | | | | 5 431 | 2 988 |
| PEUGEOT 806 | 1 913 | | | | | 1 913 | 1 144 |
| PEUGEOT 406 | 7 576 | | | | | 7 576 | 4 599 |
| PEUGEOT EXPERT | 80 | | 45 | | | 125 | 64 |
| PEUGEOT 206 | 7 833 | | 11 | | | 7 844 | 4 135 |
| PEUGEOT PARTNER | 2 251 | | | | | 2 251 | 948 |
| PEUGEOT BOXER | 65 | | 85 | | | 150 | 93 |
| PEUGEOT 607 | 1 496 | | | | | 1 496 | 763 |
| RENAULT | 19 | 29 | 8 652 | 445 | 101 | 9 246 | 7 151 |
| RENAULT CLIO | 6 396 | | | | | 6 396 | 3 603 |
| RENAULT SAFRANE | 4 | | | | | 4 | 2 |
| RENAULT LAGUNA | 5 608 | | 10 | | | 5 618 | 3 682 |
| RENAULT ESPACE | 4 499 | | | | | 4 499 | 3 087 |
| RENAULT MEGANE | 22 970 | | 62 | | | 23 032 | 15 867 |
| RENAULT KANGOO | 2 491 | | 8 | | | 2 499 | 1 243 |
| RENAULT TRAFIC | 1 | | 52 | | | 53 | 33 |
| RENAULT MASTER | 73 | | | | | 73 | 61 |
| RENAULT ABEH912 | 1 | | | | | 1 | 1 |
| RENAULT 43ACA1 | | | 1 | | | 1 | 1 |
| RENAULT 52AFA5 | | | | 1 | | 1 | 1 |
| RENAULT TEMIS 630X | | | | | 1 | 1 | 1 |
| RENAULT TEMIS550X | | | | | 1 | 1 | 1 |
| RENAULT ATLES935RZ | | | | | 2 | 2 | 2 |
| RENAULT CERES | | | | | 13 | 13 | 7 |
| RENAULT ARES | | | | | 21 | 21 | 15 |
| RENAULT ERGOS 100 | | | | | 3 | 3 | 3 |
| RENAULT CERGOS 345 | | | | | 1 | 1 | 1 |
| RENAULT CERGOS 355 | | | | | 4 | 4 | |
| RENAULT MIDLUM | | | 2 | | | 2 | 2 |
| RENAULT CERES325-2RM | | | | | 2 | 2 | 2 |
| RENAULT ARES 610RZ | | | | | 3 | 3 | 1 |
| RENAULT ARES 620RZ | | | | | 2 | 2 | |
| RENAULT ARES 630RZ | | | | | 1 | 1 | |
| RENAULT ARES 640RZ | | | | | 2 | 2 | 2 |
| RENAULT MAGNUM | | | | 1 | | 1 | 1 |
| RENAULT ERGOS 110H | | | | | 1 | 1 | |
| TOTAL | 102 253 | 68 | 24 117 | 447 | 156 | 127 043 | 75 261 |

(1) VEHICULES IMMATRICULES AVEC UNE NOUVELLE PLAQUE ET AU NOM DE DECLARANTS BELGES.

TABLEAU 8. - REPARTITION DES VEHICULES AUTOMOBILES NEUFS MIS EN CIRCULATION D'APRES LE PAYS DE PROVENANCE ET LA MARQUE
- CARBURANT DIESEL - ANNEE 2001 (SUITE)

| PAYS DE PROVENANCE ET MARQUES | VOITURES POUR PER- SONNES | AUTOBUS ET AUTOCARS | VEHICULES POUR LE TRANS- PORT DE MARCHAN- DISES | TRACTEURS | TRACTEURS AGRICOLES | TOTAL | |
|-------------------------------|------------------------------------|---------------------------|--|--------------|------------------------|---------------|-----------------------------|
| | | | | | | TOTAL | NOUVELLES PLAQUES (1) |
| ITALIE | | | | | | | |
| ALFA ROMEO ALFA 145 | 20 | | | | | 20 | 8 |
| ALFA ROMEO ALFA 146 | 54 | | | | | 54 | 26 |
| ALFA ROMEO 166 | 481 | | | | | 481 | 304 |
| ALFA ROMEO ALFA 156 | 4 494 | | 1 | | | 4 495 | 3 195 |
| ALFA ROMEO ALFA 147 | 1 215 | | | | | 1 215 | 788 |
| FERRARI | | | | | 2 | 2 | 1 |
| FERRARI SYSTEM 50LRS | | | | | 1 | 1 | 1 |
| FERRARI SYSTEM 75RSV | | | | | 1 | 1 | 1 |
| FERRARI VIPAR 40RS | | | | | 1 | 1 | 1 |
| FIAT | 695 | | 3 721 | | 43 | 4 459 | 2 871 |
| FIAT 124 RALLY | 260 | | | | | 260 | 198 |
| FIAT RITMO | 628 | | 16 | | | 644 | 293 |
| FIAT PUNTO | 2 615 | | 1 | | | 2 616 | 1 561 |
| FIAT ULYSSE | 748 | | | | | 748 | 610 |
| FIAT BRAVA | 731 | | | | | 731 | 342 |
| FIAT BRAVO | 927 | | | | | 927 | 442 |
| FIAT SCUDO | 90 | | 15 | | | 105 | 44 |
| FIAT MAREA | 526 | | | | | 526 | 392 |
| FIAT MAREA WEEKEND | 35 | | | | | 35 | 16 |
| FIAT PALIO WEEKEND | 75 | | | | | 75 | 30 |
| FIAT DUCATO | 83 | | 23 | | | 106 | 69 |
| FIAT MULTIPLA | 1 004 | | | | | 1 004 | 633 |
| FIAT 230 CPMAC | 1 | | | | | 1 | |
| FIAT MARENGO | | | 36 | | | 36 | 27 |
| IVECO | 59 | 3 | 1 455 | 178 | | 1 695 | 1 249 |
| IVECO 60C15 | 1 | | | | | 1 | |
| IVECO 65C15CCS | 1 | | | | | 1 | 1 |
| IVECO EUROTECH | | | | 1 | | 1 | 1 |
| IVECO MP440E39TX/P | | | | 1 | | 1 | 1 |
| IVECO 50C13RS | 3 | | | | | 3 | 3 |
| IVECO EUROSTAR | | | | 2 | | 2 | 2 |
| IVECO EUROTRAKKER | | | 16 | 1 | | 17 | 10 |
| IVECO DAILY | 1 | 1 | 1 | | | 3 | 3 |
| IVECO EUROCARGO | | | 62 | | | 62 | 46 |
| IVECO 65C15 | 2 | | | | | 2 | 2 |
| IVECO 35C13CCS | 1 | | | | | 1 | |
| IVECO 180E24W | | | 1 | | | 1 | |
| IVECO LD440E43TX/P | | | | 10 | | 10 | 10 |
| IVECO 35C13 | 1 | | | | | 1 | 1 |
| LAMBORGHINI | | | | | 42 | 42 | 36 |
| LANCIA Z | 148 | | | | | 148 | 111 |
| LANCIA K | 56 | | | | | 56 | 33 |
| LANCIA LYBRA | 927 | | | | | 927 | 475 |
| LANDINI | | | | | 47 | 47 | 34 |
| LANDINI ATLAS 80HC | | | | | 3 | 3 | 3 |
| LANDINI REX 70L | | | | | 1 | 1 | 1 |
| LANDINI REX 90F | | | | | 1 | 1 | |
| LANDINI REX 80F | | | | | 1 | 1 | 1 |
| LANDINI REX 70F | | | | | 5 | 5 | 4 |
| LANDINI GLOBUS 80 | | | | | 1 | 1 | |
| SAME | | | | | 73 | 73 | 57 |
| TOTAL | 15 882 | 4 | 5 348 | 193 | 222 | 21 649 | 13 937 |
| PAYS-BAS | | | | | | | |
| BOVA | | 15 | | | | 15 | 11 |
| DAF | 1 | 31 | 455 | 1 039 | | 1 526 | 1 210 |
| DAF LF55 | | | 86 | 1 | | 87 | 61 |
| DAF CF 75 | | | 31 | 24 | | 55 | 40 |
| DAF CF85 | | | 19 | 135 | | 154 | 102 |
| DAF CF 65 | | | 60 | | | 60 | 34 |
| DAF AE45 12 | | | 32 | | | 32 | 25 |
| DAF LF 45 | | | 77 | | | 77 | 43 |
| DAF FAC85 | | | 1 | | | 1 | 1 |
| DAF FAR95 | | | 1 | | | 1 | |
| TOTAL | 1 | 46 | 762 | 1 199 | | 2 008 | 1 527 |

(1) VEHICULES IMMATICULES AVEC UNE NOUVELLE PLAQUE ET AU NOM DE DECLARANTS BELGES.

TABLEAU 8. - REPARTITION DES VEHICULES AUTOMOBILES NEUFS MIS EN CIRCULATION D'APRES LE PAYS DE PROVENANCE ET LA MARQUE
- CARBURANT DIESEL - ANNEE 2001 (SUITE)

| PAYS DE PROVENANCE ET MARQUES | VOITURES POUR PERSONNES | AUTOBUS ET AUTOCARS | VEHICULES POUR LE TRANSPORT DE MARCHANDISES | TRACTEURS | TRACTEURS AGRICOLES | TOTAL | |
|-------------------------------|-------------------------|---------------------|---|--------------|---------------------|---------------|-----------------------|
| | | | | | | TOTAL | NOUVELLES PLAQUES (1) |
| ROYAUME-UNI | | | | | | | |
| FORD MONDEO | 6 997 | | | | | 6 997 | 3 552 |
| LANDROVER | 1 | | 407 | | | 408 | 199 |
| LANDROVER RANGE | 349 | | | | | 349 | 138 |
| LAND ROVER DISCOVERY | 332 | | | | | 332 | 121 |
| LANDROVER LD | | | 1 | | | 1 | |
| LANDROVER FREELANDER | 926 | | | | | 926 | 411 |
| LANDROVER DEFENDER | 127 | | 16 | | | 143 | 71 |
| LANDROVER DEFENDER 90 | 1 | | | | | 1 | 1 |
| MASSEY FERGUSON | | | | | 206 | 206 | 146 |
| ROVER 75 | 893 | | | | | 893 | 405 |
| ROVER 220 | 1 | | | | | 1 | |
| ROVER 200 | 2 | | | | | 2 | |
| ROVER 600 | 2 | | | | | 2 | 1 |
| ROVER RANGE | 1 | | | | | 1 | 1 |
| ROVER 25 | 96 | | | | | 96 | 44 |
| ROVER 45 | 249 | | | | | 249 | 97 |
| VAUXHALL ZAFIRA | 1 | | | | | 1 | |
| TOTAL | 9 978 | | 424 | | 206 | 10 608 | 5 187 |
| SUEDE | | | | | | | |
| SAAB MONTE CARLO | 51 | | | | | 51 | 35 |
| SAAB 9-3 | 569 | | | | | 569 | 395 |
| SAAB 9.5 | | | 1 | | | 1 | 1 |
| SCANIA | | 25 | 441 | 1 052 | | 1 518 | 1 108 |
| SCANIA GA 4X2/14 | | | | 1 | | 1 | |
| SCANIA CB6X6/1 | | | 1 | | | 1 | 1 |
| SCANIA CA4X4/1 | | | | 2 | | 2 | 2 |
| SCANIA P94DB4X2NB | 1 | | | | | 1 | |
| SCANIA 4 | | | 4 | | | 4 | 2 |
| VOLVO | | 111 | 1 063 | 1 346 | | 2 520 | 1 884 |
| VOLVO V 40 | 3 344 | | | | | 3 344 | 2 250 |
| VOLVO S 40 | 1 041 | | | | | 1 041 | 587 |
| VOLVO V 70 | 1 112 | | | | | 1 112 | 703 |
| VOLVO S80 | 637 | | | | | 637 | 364 |
| VOLVO S 60 | 770 | | | | | 770 | 518 |
| VOLVO FL6E | | | 1 | | | 1 | 1 |
| TOTAL | 7 525 | 136 | 1 511 | 2 401 | | 11 573 | 7 851 |
| REPUBLIQUE TCHEQUE | | | | | | | |
| SKODA | | | 29 | | | 29 | 14 |
| SKODA OCTAVIA | 2 811 | | | | | 2 811 | 840 |
| SKODA FELICIA | 11 | | | | | 11 | 2 |
| SKODA FABIA | 2 005 | | | | | 2 005 | 651 |
| ZETOR | | | | | 19 | 19 | 13 |
| TOTAL | 4 827 | | 29 | | 19 | 4 875 | 1 520 |
| U.S.A. | | | | | | | |
| CASE IH | | | | | 187 | 187 | 100 |
| CASE IH 7250A | | | | | 1 | 1 | 1 |
| CASE IH 1055 | | | | | 1 | 1 | 1 |
| CHEVROLET | 1 | | 1 | | | 2 | 1 |
| CHEVROLET 2500 | 1 | | 1 | | | 2 | 1 |
| CHRYSLER | | | 28 | | | 28 | 17 |
| CHRYSLER VOYAGER | 93 | | 10 | | | 103 | 38 |
| CHRYSLER VOYAGER | 88 | | 8 | | | 96 | 48 |
| CHRYSLER GVOYAGER RG | 574 | | 4 | | | 578 | 315 |
| CHRYSLER VOYAGER RG | 321 | | 2 | | | 323 | 179 |
| DODGE RAM | | | 1 | | | 1 | |

(1) VEHICULES IMMATRICULES AVEC UNE NOUVELLE PLAQUE ET AU NOM DE DECLARANTS BELGES.

TABLEAU 8. - REPARTITION DES VEHICULES AUTOMOBILES NEUFS MIS EN CIRCULATION D'APRES LE PAYS DE PROVENANCE ET LA MARQUE
- CARBURANT DIESEL - ANNEE 2001 (SUITE)

| PAYS DE PROVENANCE ET MARQUES | VOITURES POUR PER- SONNES | AUTOBUS ET AUTOCARS | VEHICULES POUR LE TRANS- PORT DE MARCHAN- DISES | TRACTEURS | TRACTEURS AGRICOLES | TOTAL | |
|-------------------------------|------------------------------------|---------------------------|--|-----------|------------------------|-------|-----------------------------|
| | | | | | | TOTAL | NOUVELLES PLAQUES (1) |
| FORD | 1 | | | | | 1 | 1 |
| FORD F250 | | | 4 | | | 4 | 4 |
| FORD EXCURSION | | | 1 | | | 1 | 1 |
| FORD F350 | | | 1 | | | 1 | 1 |
| GMC TK25743 | | | 1 | | | 1 | 1 |
| JEEP | | | 52 | | | 52 | 24 |
| JEEP CHEROKEE | 179 | | 1 | | | 180 | 91 |
| JEEP GRD CHEROKEE | 2 | | | | | 2 | 1 |
| JEEP GRAND CHEROKEE | 301 | | 3 | | | 304 | 165 |
| JOHN DEERE | | | | | 324 | 324 | 196 |
| JOHN DEERE 7710 | | | | | 1 | 1 | |
| JOHN DEERE 3200 | | | | | 11 | 11 | 7 |
| JOHN DEERE 3400 | | | | | 12 | 12 | 8 |
| JOHN DEERE 7810 | | | | | 4 | 4 | 3 |
| JOHN DEERE MR7710AS | | | | | 1 | 1 | 1 |
| JOHN DEERE 5400 | | | | | 1 | 1 | 1 |
| JOHN DEERE 6910AS | | | | | 2 | 2 | 1 |
| JOHN DEERE 6810AS | | | | | 1 | 1 | 1 |
| JOHN DEERE 7810TLS | | | | | 1 | 1 | 1 |
| LIBERTY NRH748 | | 1 | | | | 1 | 1 |
| LIBERTY BG824E | | 2 | | | | 2 | 1 |
| TOTAL | 1 561 | 3 | 118 | | 547 | 2 229 | 1 211 |
| JAPON | | | | | | | |
| DAIHATSU | | | 82 | | | 82 | 15 |
| DAIHATSU ROCKY | 6 | | | | | 6 | 1 |
| DATSUN | 55 | | 2 609 | | | 2 664 | 1 243 |
| NISSAN MICRA | 285 | | | | | 285 | 87 |
| NISSAN PRIMERA | 1 655 | | | | | 1 655 | 420 |
| NISSAN PATROL | 1 | | | | | 1 | |
| NISSAN TERRANO II | 322 | | 66 | | | 388 | 195 |
| NISSAN PATROL GR | 326 | | | | | 326 | 131 |
| NISSAN ALMERA | 349 | | | | | 349 | 94 |
| NISSAN VANETTE CARGO | 15 | | | | | 15 | 3 |
| NISSAN ALMERA TINO | 325 | | | | | 325 | 95 |
| NISSAN KDSY61 | | | 1 | | | 1 | |
| NISSAN ATLEON | | | 14 | | | 14 | 3 |
| NISSAN CABSTAR-E | | | 43 | | | 43 | 28 |
| NISSAN X-TRAIL | 7 | | | | | 7 | 2 |
| KAWASAKI | | | 3 | | | 3 | 3 |
| ISUZU | | | 1 | | | 1 | 1 |
| ISUZU TROOPER | 2 | | 1 | | | 3 | 1 |
| ISUZU NQR70 | | | 1 | | | 1 | 1 |
| MAZDA | | | 381 | | | 381 | 181 |
| MAZDA 121 | 149 | | | | | 149 | 43 |
| MAZDA 323 | 45 | | | | | 45 | 6 |
| MAZDA 626 | 495 | | | | | 495 | 97 |
| MAZDA 323 F | 612 | | | | | 612 | 120 |
| MAZDA PREMACY | 278 | | | | | 278 | 50 |
| MITSUBISHI | 1 | | 1 874 | 1 | | 1 876 | 920 |
| MITSUBISHI GALANT | 267 | | | | | 267 | 65 |
| MITSUBISHI PAJERO | 370 | | | | | 370 | 142 |
| MITSUBISHI CARISMA | 603 | | | | | 603 | 133 |
| MITSUBISHI SPACE WAG | 446 | | | | | 446 | 138 |
| MITSUBISHI SPACESTAR | 922 | | | | | 922 | 283 |
| MITSUBISHI PAJERO SP | 183 | | | | | 183 | 68 |
| MITSUBISHI CANTER | | | 36 | | | 36 | 20 |
| MITSUBISHI L200 | | | 119 | | | 119 | 46 |
| SUZUKI | | | 111 | | | 111 | 37 |
| SUZUKI SAMURAI | 60 | | | | | 60 | 24 |
| SUZUKI VITARA | 128 | | 16 | | | 144 | 50 |
| SUZUKI BALENO | 220 | | | | | 220 | 43 |
| SUZUKI GRAND VITARA | 407 | | | | | 407 | 94 |
| SUZUKI LO4C | | | 29 | | | 29 | 10 |
| SUZUKI S04V | | | 100 | | | 100 | 37 |
| TOYOTA | 2 | | 1 130 | | | 1 132 | 571 |
| TOYOTA PRADO | 22 | | | | | 22 | 21 |
| TOYOTA COROLLA | 1 646 | | | | | 1 646 | 560 |

(1) VEHICULES IMMATICULES AVEC UNE NOUVELLE PLAQUE ET AU NOM DE DECLARANTS BELGES.

TABLEAU 8. - REPARTITION DES VEHICULES AUTOMOBILES NEUFS MIS EN CIRCULATION D'APRES LE PAYS DE PROVENANCE ET LA MARQUE
- CARBURANT DIESEL - ANNEE 2001 (SUITE)

| PAYS DE PROVENANCE ET MARQUES | VOITURES POUR PER- SONNES | AUTOBUS ET AUTOCARS | VEHICULES POUR LE TRANS- PORT DE MARCHAN- DISES | TRACTEURS | TRACTEURS AGRICOLES | TOTAL | |
|-------------------------------|------------------------------------|---------------------------|--|-----------|------------------------|--------|-----------------------------|
| | | | | | | TOTAL | NOUVELLES PLAQUES (1) |
| TOYOTA LAND CRUIS | 533 | | 2 | | | 535 | 288 |
| TOYOTA PREVIA | 313 | | 7 | | | 320 | 159 |
| TOYOTA RAV4 | 198 | | 23 | | | 221 | 104 |
| TOYOTA AVENSIS VERSO | 287 | | 2 | | | 289 | 144 |
| TOYOTA PICNIC | 430 | | | | | 430 | 113 |
| TOYOTA HIACHE | 146 | | 60 | | | 206 | 131 |
| TOYOTA AVENSIS | 3 488 | | | | | 3 488 | 1 492 |
| TOYOTA YARIS | 11 | | | | | 11 | 10 |
| TOYOTA YARIS VERSO | 10 | | | | | 10 | 10 |
| TOYOTA DYNA | | | 7 | | | 7 | 7 |
| TOYOTA HILUX | | | 52 | | | 52 | 24 |
| TOTAL | 15 620 | | 6 770 | 1 | | 22 391 | 8 564 |
| RUSSIE | | | | | | | |
| BIELARUS | | | | | 1 | 1 | |
| BELARUS MTZ82-1 | | | | | 1 | 1 | 1 |
| BELARUS MTZ225 | | | | | 1 | 1 | 1 |
| LADA | | | 3 | | | 3 | |
| LADA VAZ NIVA | 9 | | | | | 9 | 1 |
| TOTAL | 9 | | 3 | | 3 | 15 | 3 |
| POLOGNE | | | | | | | |
| URSUS | | | | | 2 | 2 | 2 |
| TOTAL | | | | | 2 | 2 | 2 |
| SERBIE | | | | | | | |
| KAROSA | | 4 | | | | 4 | 3 |
| TOTAL | | 4 | | | | 4 | 3 |
| COREE DU SUD | | | | | | | |
| DAEWOO | | | 97 | | | 97 | 42 |
| DAEWOO LANOS | 1 | | | | | 1 | |
| DAEWOO KORANDO | 73 | | | | | 73 | 23 |
| DAEWOO MUSSO | 48 | | | | | 48 | 15 |
| HYUNDAI | 1 | | 543 | | | 544 | 213 |
| HYUNDAI LANTRA | 6 | | | | | 6 | |
| HYUNDAI GALLOPER | 119 | | 10 | | | 129 | 36 |
| HYUNDAI SATELLITE | 25 | | | | | 25 | 6 |
| HYUNDAI SANTAFE | 458 | | 15 | | | 473 | 168 |
| HYUNDAI TRAJET | 333 | | 4 | | | 337 | 98 |
| HYUNDAI ELANTRA | 318 | | | | | 318 | 71 |
| HYUNDAI TERRACAN | 5 | | | | | 5 | 5 |
| HYUNDAI MATRIX | 45 | | | | | 45 | 14 |
| KIA | | | 144 | | | 144 | 50 |
| KIA SPORTAGE | 87 | | | | | 87 | 24 |
| KIA RETONA | 44 | | | | | 44 | 11 |
| KIA CARNIVAL | 31 | | 1 | | | 32 | 14 |
| SSANGYONG | | | 3 | | | 3 | |
| SSANGYONG KORANDO | 1 | | | | | 1 | 1 |
| SSANGYONG MUSSO | 1 | | | | | 1 | 1 |
| TOTAL | 1 596 | | 817 | | | 2 413 | 792 |
| MALAISIE | | | | | | | |
| PROTON 420 | 70 | | | | | 70 | 17 |
| TOTAL | 70 | | | | | 70 | 17 |

(1) VEHICULES IMMATICULES AVEC UNE NOUVELLE PLAQUE ET AU NOM DE DECLARANTS BELGES.

**TABLEAU 8. - REPARTITION DES VEHICULES AUTOMOBILES NEUFS MIS EN
CIRCULATION D'APRES LE PAYS DE PROVENANCE ET LA MARQUE
- CARBURANT DIESEL - ANNEE 2001 (SUITE)**

| PAYS DE PROVENANCE ET MARQUES | VOITURES POUR PER- SONNES | AUTOBUS ET AUTOCARS | VEHICULES POUR LE TRANS- PORT DE MARCHAN- DISES | TRACTEURS | TRACTEURS AGRICOLES | TOTAL | |
|-------------------------------|------------------------------------|---------------------------|--|-----------|------------------------|---------|-----------------------------|
| | | | | | | TOTAL | NOUVELLES PLAQUES (1) |
| INCONNU | | | | | | | |
| TOTAL | 343 | 21 | 2 269 | | 920 | 3 553 | 2 546 |
| TOTAL GENERAL | 313 647 | 968 | 62 401 | 5 758 | 2 489 | 385 263 | 216 732 |

(1) VEHICULES IMMATICULES AVEC UNE NOUVELLE PLAQUE ET AU NOM DE DECLARANTS BELGES.

**TABLEAU 9. - REPARTITION DES MOTOS NEUVES, MISES EN CIRCULATION
D'APRES LE PAYS DE PROVENANCE ET LA MARQUE
ANNEE 2001**

| PAYS DE PROVENANCE ET MARQUES | MOTOS (1) |
|-------------------------------|-----------|
| ALLEMAGNE | |
| BMW | 2 446 |
| MZ | 6 |
| TOTAL | 2 452 |
| AUTRICHE | |
| KTM | 251 |
| TOTAL | 251 |
| ESPAGNE | |
| MONTESA | 9 |
| TOTAL | 9 |
| FRANCE | |
| PEUGEOT | 261 |
| TOTAL | 261 |
| ITALIE | |
| DUCATI | 783 |
| APRILIA | 502 |
| CAGIVA | 116 |
| BIMOTA | 6 |
| BENELLI | 22 |
| BETA | 4 |
| GILERA | 137 |
| ITAL JET | 4 |
| GUZZI | 70 |
| MALAGUTTI | 12 |
| MV AGUSTA | 38 |
| LAVERDA | 35 |
| TOTAL | 1 729 |
| ROYAUME-UNI | |
| ROYAL ENFIELD | 2 |
| TRIUMPH TR8 | 342 |
| TOTAL | 344 |
| REPUBLIQUE TCHEQUE | |
| JAWA | 1 |
| TOTAL | 1 |
| U.S.A. | |
| HARLEY DAVIDSON | 953 |
| TOTAL | 953 |
| JAPON | |
| KAWASAKI | 1 451 |

(1) A PARTIR DU 1.7.1971 LES VELOMOTEURS D'UNE CYLINDREE DE 50 CC ET MOINS, QUI DEPASSENT LA VITESSE DE 40KM/H, SONT CONSIDERES COMME MOTOS.

**TABLEAU 9. - REPARTITION DES MOTOS NEUVES, MISES EN CIRCULATION
D'APRES LE PAYS DE PROVENANCE ET LA MARQUE
ANNEE 2001**

(SUITE)

| PAYS DE PROVENANCE ET MARQUES | MOTOS (1) |
|-------------------------------|---------------|
| HONDA | 4 575 |
| SUZUKI | 3 220 |
| YAMAHA | 4 239 |
| TOTAL | 13 489 |
| COREE DU SUD | |
| DAELIM | 475 |
| TOTAL | 475 |
| INCONNU | |
| TOTAL | 3 |
| TOTAL GENERAL | 19 967 |

(1) A PARTIR DU 1.7.1971 LES VELOMOTEURS D'UNE CYLINDREE DE 50 CC ET MOINS, QUI DEPASSENT LA VITESSE DE 40KM/H, SONT CONSIDERES COMME MOTOS.

**Tableau 10.- REPARTITION MENSUELLE DES VEHICULES AUTOMOBILES NEUFS,
MIS EN CIRCULATION, D'APRES LA RESIDENCE DU DECLARANT - ANNEE 2001**

| PERIODE | Voitures pour personnes | Autobus et autocars | Véhicules pour le transport de marchandises | Tracteurs | Tracteurs agricoles | Total |
|--|-------------------------|---------------------|---|--------------|---------------------|----------------|
| Belgique | | | | | | |
| Janvier | 57 875 | 116 | 6 793 | 834 | 271 | 65 889 |
| Février | 46 157 | 112 | 6 348 | 499 | 270 | 53 386 |
| Mars | 50 604 | 111 | 7 064 | 581 | 336 | 58 696 |
| Avril | 45 649 | 92 | 6 335 | 647 | 349 | 53 072 |
| Mai | 46 581 | 74 | 6 640 | 533 | 260 | 54 088 |
| Juin | 44 829 | 68 | 5 492 | 588 | 224 | 51 201 |
| Juillet | 40 608 | 100 | 5 060 | 346 | 277 | 46 391 |
| Août | 33 312 | 62 | 4 145 | 365 | 228 | 38 112 |
| Septembre | 30 848 | 97 | 4 056 | 528 | 194 | 35 723 |
| Octobre | 42 508 | 34 | 5 180 | 448 | 249 | 48 419 |
| Novembre | 33 522 | 69 | 3 982 | 274 | 154 | 38 001 |
| Décembre | 21 466 | 30 | 2 713 | 102 | 119 | 24 430 |
| L'année | 493 959 | 965 | 63 808 | 5 745 | 2 931 | 567 408 |
| Personnes qui résident temporairement dans le pays | 5 820 | 3 | 552 | 13 | 1 | 6 389 |
| L'année | 499 779 | 968 | 64 360 | 5 758 | 2 932 | 573 797 |
| Région de Bruxelles-Capitale | | | | | | |
| Janvier | 11 474 | 7 | 1 350 | 140 | 2 | 12 973 |
| Février | 9 565 | 4 | 1 391 | 117 | 4 | 11 081 |
| Mars | 9 832 | 5 | 1 542 | 128 | 6 | 11 513 |
| Avril | 9 309 | 2 | 1 430 | 118 | 4 | 10 863 |
| Mai | 9 838 | 4 | 1 696 | 112 | 4 | 11 654 |
| Juin | 9 928 | 6 | 1 300 | 152 | 6 | 11 392 |
| Juillet | 8 903 | 6 | 1 398 | 49 | 10 | 10 366 |
| Août | 7 642 | 7 | 1 081 | 70 | 3 | 8 803 |
| Septembre | 6 279 | 35 | 955 | 111 | 1 | 7 381 |
| Octobre | 8 200 | 3 | 1 231 | 55 | 7 | 9 496 |
| Novembre | 7 784 | - | 864 | 34 | 4 | 8 686 |
| Décembre | 5 208 | 4 | 505 | 18 | 3 | 5 738 |
| L'année | 103 962 | 83 | 14 743 | 1 104 | 54 | 119 946 |

**Tableau 10.- REPARTITION MENSUELLE DES VEHICULES AUTOMOBILES NEUFS,
MIS EN CIRCULATION, D'APRES LA RESIDENCE DU DECLARANT - ANNEE 2001 (suite)**

| PERIODE | Voitures pour personnes | Autobus et autocars | Véhicules pour le transport de marchandises | Tracteurs | Tracteurs agricoles | Total |
|--------------------------|-------------------------------|---------------------------|--|--------------|------------------------|----------------|
| Région flamande | | | | | | |
| Janvier | 31 197 | 90 | 3 954 | 614 | 177 | 36 032 |
| Février | 24 102 | 94 | 3 548 | 341 | 179 | 28 264 |
| Mars | 26 687 | 87 | 3 942 | 377 | 221 | 31 314 |
| Avril | 23 338 | 76 | 3 577 | 440 | 242 | 27 673 |
| Mai | 24 476 | 57 | 3 630 | 376 | 176 | 28 715 |
| Juin | 23 391 | 48 | 3 008 | 390 | 144 | 26 981 |
| Juillet | 21 079 | 74 | 2 663 | 254 | 168 | 24 238 |
| Août | 17 711 | 42 | 2 194 | 246 | 152 | 20 345 |
| Septembre | 16 761 | 54 | 2 241 | 371 | 118 | 19 545 |
| Octobre | 22 627 | 26 | 2 757 | 340 | 158 | 25 908 |
| Novembre | 17 996 | 15 | 2 181 | 205 | 84 | 20 481 |
| Décembre | 11 478 | 10 | 1 582 | 69 | 72 | 13 211 |
| L'année | 260 843 | 673 | 35 277 | 4 023 | 1 891 | 302 707 |
| Province d'Anvers | | | | | | |
| Janvier | 8 244 | 36 | 1 043 | 132 | 37 | 9 492 |
| Février | 6 185 | 45 | 868 | 81 | 27 | 7 206 |
| Mars | 6 839 | 39 | 1 072 | 48 | 42 | 8 040 |
| Avril | 6 139 | 40 | 952 | 70 | 38 | 7 239 |
| Mai | 6 358 | 32 | 919 | 75 | 31 | 7 415 |
| Juin | 6 182 | 38 | 834 | 43 | 29 | 7 126 |
| Juillet | 5 679 | 51 | 696 | 28 | 17 | 6 471 |
| Août | 4 561 | 16 | 644 | 40 | 23 | 5 284 |
| Septembre | 4 484 | 22 | 627 | 62 | 18 | 5 213 |
| Octobre | 6 203 | 8 | 709 | 59 | 35 | 7 014 |
| Novembre | 4 802 | 5 | 584 | 39 | 18 | 5 448 |
| Décembre | 3 853 | 9 | 442 | 9 | 10 | 4 323 |
| L'année | 69 529 | 341 | 9 390 | 686 | 325 | 80 271 |

**Tableau 10.- REPARTITION MENSUELLE DES VEHICULES AUTOMOBILES NEUFS,
MIS EN CIRCULATION, D'APRES LA RESIDENCE DU DECLARANT - ANNEE 2001 (suite)**

| PERIODE | Voitures pour personnes | Autobus et autocars | Véhicules pour le transport de marchandises | Tracteurs | Tracteurs agricoles | Total |
|--------------------------------------|-------------------------------|---------------------------|--|------------|------------------------|---------------|
| Province de Limbourg | | | | | | |
| Janvier | 3 804 | 12 | 447 | 72 | 17 | 4 352 |
| Février | 2 979 | 11 | 384 | 16 | 19 | 3 409 |
| Mars | 3 370 | 10 | 412 | 49 | 20 | 3 861 |
| Avril | 2 782 | 10 | 382 | 66 | 21 | 3 261 |
| Mai | 2 690 | 3 | 352 | 44 | 23 | 3 112 |
| Juin | 2 650 | - | 302 | 30 | 19 | 3 001 |
| Juillet | 2 292 | - | 272 | 11 | 19 | 2 594 |
| Août | 2 091 | 1 | 236 | 38 | 23 | 2 389 |
| Septembre | 1 978 | 6 | 242 | 38 | 11 | 2 275 |
| Octobre | 2 568 | 6 | 268 | 47 | 17 | 2 906 |
| Novembre | 1 925 | 2 | 257 | 22 | 11 | 2 217 |
| Décembre | 911 | - | 158 | 4 | 11 | 1 084 |
| L'année | 30 040 | 61 | 3 712 | 437 | 211 | 34 461 |
| Province de Flandre orientale | | | | | | |
| Janvier | 5 046 | 20 | 758 | 107 | 18 | 5 949 |
| Février | 3 841 | 8 | 714 | 80 | 49 | 4 692 |
| Mars | 4 445 | 10 | 743 | 90 | 47 | 5 335 |
| Avril | 3 911 | 12 | 703 | 75 | 71 | 4 772 |
| Mai | 3 777 | 8 | 682 | 95 | 47 | 4 609 |
| Juin | 3 606 | 5 | 565 | 105 | 29 | 4 310 |
| Juillet | 3 175 | 5 | 474 | 68 | 39 | 3 761 |
| Août | 2 710 | 9 | 396 | 55 | 30 | 3 200 |
| Septembre | 2 749 | 11 | 391 | 84 | 25 | 3 260 |
| Octobre | 3 955 | 5 | 530 | 80 | 40 | 4 610 |
| Novembre | 2 887 | 2 | 430 | 54 | 15 | 3 388 |
| Décembre | 1 779 | 1 | 301 | 18 | 16 | 2 115 |
| L'année | 41 881 | 96 | 6 687 | 911 | 426 | 50 001 |

**Tableau 10.- REPARTITION MENSUELLE DES VEHICULES AUTOMOBILES NEUFS,
MIS EN CIRCULATION, D'APRES LA RESIDENCE DU DECLARANT - ANNEE 2001 (suite)**

| PERIODE | Voitures pour personnes | Autobus et autocars | Véhicules pour le transport de marchandises | Tracteurs | Tracteurs agricoles | Total |
|--|-------------------------|---------------------|---|--------------|---------------------|---------------|
| Province de Brabant flamand | | | | | | |
| Janvier | 9 099 | 7 | 891 | 165 | 16 | 10 178 |
| Février | 7 509 | 3 | 925 | 78 | 23 | 8 538 |
| Mars | 8 050 | 7 | 899 | 123 | 32 | 9 111 |
| Avril | 7 097 | 5 | 809 | 139 | 33 | 8 083 |
| Mai | 8 190 | 3 | 946 | 100 | 20 | 9 259 |
| Juin | 7 385 | 2 | 749 | 139 | 20 | 8 295 |
| Juillet | 6 525 | 4 | 719 | 73 | 21 | 7 342 |
| Août | 5 649 | 6 | 503 | 71 | 19 | 6 248 |
| Septembre | 5 305 | 3 | 540 | 84 | 15 | 5 947 |
| Octobre | 6 705 | 4 | 684 | 66 | 12 | 7 471 |
| Novembre | 5 573 | 2 | 461 | 33 | 8 | 6 077 |
| Décembre | 3 576 | - | 332 | 12 | 10 | 3 930 |
| L'année | 80 663 | 46 | 8 458 | 1 083 | 229 | 90 479 |
| Province de Flandre occidentale | | | | | | |
| Janvier | 5 004 | 15 | 815 | 138 | 89 | 6 061 |
| Février | 3 588 | 27 | 657 | 86 | 61 | 4 419 |
| Mars | 3 983 | 21 | 816 | 67 | 80 | 4 967 |
| Avril | 3 409 | 9 | 731 | 90 | 79 | 4 318 |
| Mai | 3 461 | 11 | 731 | 62 | 55 | 4 320 |
| Juin | 3 568 | 3 | 558 | 73 | 47 | 4 249 |
| Juillet | 3 408 | 14 | 502 | 74 | 72 | 4 070 |
| Août | 2 700 | 10 | 415 | 42 | 57 | 3 224 |
| Septembre | 2 245 | 12 | 441 | 103 | 49 | 2 850 |
| Octobre | 3 196 | 3 | 566 | 88 | 54 | 3 907 |
| Novembre | 2 809 | 4 | 449 | 57 | 32 | 3 351 |
| Décembre | 1 359 | - | 349 | 26 | 25 | 1 759 |
| L'année | 38 730 | 129 | 7 030 | 906 | 700 | 47 495 |

**Tableau 10.- REPARTITION MENSUELLE DES VEHICULES AUTOMOBILES NEUFS,
MIS EN CIRCULATION, D'APRES LA RESIDENCE DU DECLARANT - ANNEE 2001 (suite)**

| PERIODE | Voitures pour personnes | Autobus et autocars | Véhicules pour le transport de marchandises | Tracteurs | Tracteurs agricoles | Total |
|-----------------------------------|-------------------------|---------------------|---|------------|---------------------|----------------|
| Région wallonne | | | | | | |
| Janvier | 15 204 | 19 | 1 489 | 80 | 92 | 16 884 |
| Février | 12 490 | 14 | 1 409 | 41 | 87 | 14 041 |
| Mars | 14 085 | 19 | 1 580 | 76 | 109 | 15 869 |
| Avril | 13 002 | 14 | 1 328 | 89 | 103 | 14 536 |
| Mai | 12 267 | 13 | 1 314 | 45 | 80 | 13 719 |
| Juin | 11 510 | 14 | 1 184 | 46 | 74 | 12 828 |
| Juillet | 10 626 | 20 | 999 | 43 | 99 | 11 787 |
| Août | 7 959 | 13 | 870 | 49 | 73 | 8 964 |
| Septembre | 7 808 | 8 | 860 | 46 | 75 | 8 797 |
| Octobre | 11 681 | 5 | 1 192 | 53 | 84 | 13 015 |
| Novembre | 7 742 | 54 | 937 | 35 | 66 | 8 834 |
| Décembre | 4 780 | 16 | 626 | 15 | 44 | 5 481 |
| L'année | 129 154 | 209 | 13 788 | 618 | 986 | 144 755 |
| Province de Brabant wallon | | | | | | |
| Janvier | 1 861 | 1 | 153 | - | 16 | 2 031 |
| Février | 1 498 | - | 142 | - | 9 | 1 649 |
| Mars | 1 620 | 4 | 159 | 4 | 10 | 1 797 |
| Avril | 1 443 | 1 | 131 | 3 | 18 | 1 596 |
| Mai | 1 386 | - | 129 | 2 | 4 | 1 521 |
| Juin | 1 330 | - | 128 | - | 10 | 1468 |
| Juillet | 1 178 | 2 | 90 | 1 | 10 | 1 281 |
| Août | 950 | 2 | 96 | - | 7 | 1 055 |
| Septembre | 967 | - | 90 | 6 | 9 | 1 072 |
| Octobre | 1 367 | - | 131 | 3 | 15 | 1 516 |
| Novembre | 1 145 | - | 104 | 3 | 6 | 1 258 |
| Décembre | 716 | - | 68 | - | 6 | 790 |
| L'année | 15 461 | 10 | 1 421 | 22 | 120 | 17 034 |

**Tableau 10.- REPARTITION MENSUELLE DES VEHICULES AUTOMOBILES NEUFS,
MIS EN CIRCULATION, D'APRES LA RESIDENCE DU DECLARANT - ANNEE 2001 (suite)**

| PERIODE | Voitures pour personnes | Autobus et autocars | Véhicules pour le transport de marchandises | Tracteurs | Tracteurs agricoles | Total |
|----------------------------|-------------------------|---------------------|---|------------|---------------------|---------------|
| Province de Hainaut | | | | | | |
| Janvier | 5 160 | 9 | 449 | 39 | 23 | 5 680 |
| Février | 4 444 | 7 | 432 | 14 | 18 | 4 915 |
| Mars | 4 791 | 6 | 475 | 24 | 39 | 5 335 |
| Avril | 4 350 | 2 | 427 | 42 | 33 | 4 854 |
| Mai | 4 034 | 6 | 462 | 13 | 27 | 4 542 |
| Juin | 3 773 | 2 | 414 | 13 | 18 | 4 220 |
| Juillet | 3 693 | 6 | 313 | 18 | 25 | 4 055 |
| Août | 2 718 | 2 | 265 | 13 | 23 | 3 021 |
| Septembre | 2 555 | 2 | 281 | 12 | 16 | 2 866 |
| Octobre | 3 912 | 4 | 370 | 16 | 27 | 4 329 |
| Novembre | 2 672 | 21 | 305 | 10 | 19 | 3 027 |
| Décembre | 1 733 | - | 213 | 7 | 10 | 1 963 |
| L'année | 43 835 | 67 | 4 406 | 221 | 278 | 48 807 |
| Province de Liège | | | | | | |
| Janvier | 4 832 | 5 | 523 | 21 | 19 | 5 400 |
| Février | 3 722 | 5 | 458 | 13 | 27 | 4 225 |
| Mars | 4 442 | 6 | 522 | 41 | 31 | 5 042 |
| Avril | 4 293 | 3 | 415 | 28 | 21 | 4 760 |
| Mai | 4 026 | 3 | 389 | 23 | 21 | 4 462 |
| Juin | 3 847 | 4 | 346 | 18 | 22 | 4 237 |
| Juillet | 3 219 | 8 | 337 | 13 | 29 | 3 606 |
| Août | 2 551 | 6 | 274 | 29 | 17 | 2 877 |
| Septembre | 2 490 | 2 | 278 | 24 | 18 | 2 812 |
| Octobre | 3 584 | - | 385 | 24 | 17 | 4 010 |
| Novembre | 2 230 | 20 | 298 | 16 | 17 | 2 581 |
| Décembre | 1 226 | 4 | 173 | 7 | 9 | 1 419 |
| L'année | 40 462 | 66 | 4 398 | 257 | 248 | 45 431 |

**Tableau 10.- REPARTITION MENSUELLE DES VEHICULES AUTOMOBILES NEUFS,
MIS EN CIRCULATION, D'APRES LA RESIDENCE DU DECLARANT - ANNEE 2001 (suite)**

| PERIODE | Voitures pour personnes | Autobus et autocars | Véhicules pour le transport de marchandises | Tracteurs | Tracteurs agricoles | Total |
|-------------------------------|-------------------------|---------------------|---|-----------|---------------------|---------------|
| Province de Luxembourg | | | | | | |
| Janvier | 1 253 | 1 | 128 | 8 | 15 | 1 405 |
| Février | 1 133 | 1 | 133 | 3 | 15 | 1 285 |
| Mars | 1 353 | - | 182 | 2 | 14 | 1 551 |
| Avril | 1 311 | 3 | 159 | 4 | 12 | 1 489 |
| Mai | 1 208 | 1 | 157 | 4 | 7 | 1 377 |
| Juin | 1 115 | 3 | 125 | 7 | 8 | 1 258 |
| Juillet | 1 034 | - | 112 | 4 | 13 | 1 163 |
| Août | 756 | 1 | 93 | 1 | 11 | 862 |
| Septembre | 720 | 2 | 86 | 2 | 12 | 822 |
| Octobre | 1 251 | - | 123 | 4 | 13 | 1 391 |
| Novembre | 729 | - | 84 | 5 | 12 | 830 |
| Décembre | 486 | 1 | 64 | - | 6 | 557 |
| L'année | 12 349 | 13 | 1 446 | 44 | 138 | 13 990 |
| Province de Namur | | | | | | |
| Janvier | 2 098 | 3 | 236 | 12 | 19 | 2 368 |
| Février | 1 693 | 1 | 244 | 11 | 18 | 1 967 |
| Mars | 1 879 | 3 | 242 | 5 | 15 | 2 144 |
| Avril | 1 605 | 5 | 196 | 12 | 19 | 1 837 |
| Mai | 1 613 | 3 | 177 | 3 | 21 | 1 817 |
| Juin | 1 445 | 5 | 171 | 8 | 16 | 1 645 |
| Juillet | 1 502 | 4 | 147 | 7 | 22 | 1 682 |
| Août | 984 | 2 | 142 | 6 | 15 | 1 149 |
| Septembre | 1 076 | 2 | 125 | 2 | 20 | 1 225 |
| Octobre | 1 567 | 1 | 183 | 6 | 12 | 1 769 |
| Novembre | 966 | 13 | 146 | 1 | 12 | 1 138 |
| Décembre | 619 | 11 | 108 | 1 | 13 | 752 |
| L'année | 17 047 | 53 | 2 117 | 74 | 202 | 19 493 |

**TABLEAU 11. - REPARTITION DES VOITURES NEUVES, MISES EN CIRCULATION
PAR PROVINCE ET PAR MARQUE
ANNEE 2001**

| PAYS DE PROVENANCE ET MARQUES | REGION BRUXEL- LOISE | REGION FLAMANDE | | | | | TOTAL |
|----------------------------------|----------------------------|-----------------|--------------------|----------|----------------------|------------------------|-------|
| | | ANVERS | BRABANT FLAMAND | LIMBOURG | FLANDRE ORIENTALE | FLANDRE OCCIDENTALE | |
| ALLEMAGNE | | | | | | | |
| AUDI CABRIO | | 1 | | | 1 | | 2 |
| AUDI A6 | 1 801 | 592 | 1 193 | 127 | 233 | 296 | 2 441 |
| AUDI A6 QUATTRO | | 1 | | | | | 1 |
| AUDI A8 | 60 | 43 | 24 | 8 | 10 | 14 | 99 |
| AUDI A4 | 3 215 | 915 | 1 820 | 265 | 485 | 464 | 3 949 |
| AUDI A3 | 892 | 337 | 719 | 96 | 147 | 156 | 1 455 |
| AUDI TT | 147 | 104 | 86 | 40 | 62 | 66 | 358 |
| AUDI A2 | 434 | 186 | 212 | 76 | 124 | 116 | 714 |
| AUDI ALLROAD Q | 82 | 33 | 30 | 15 | 15 | 24 | 117 |
| BMW | | | | | | | |
| BMW 525 | 2 | | | 2 | | 1 | 3 |
| BMW 528 | | 1 | | | | | 1 |
| BMW 316 | 3 | 1 | 1 | | | 1 | 3 |
| BMW 530 | | 1 | | | | | 1 |
| BMW 728 | 1 | | 2 | | | 1 | 3 |
| BMW 323 | | | | | | | |
| BMW 325 | 1 | | | | | | |
| BMW M5 | 8 | 10 | 2 | 2 | 3 | 3 | 20 |
| BMW M3 | 28 | 53 | 19 | 6 | 10 | 15 | 103 |
| BMW 540 | | | | | | | |
| BMW 520 I | 32 | 39 | 39 | 9 | 16 | 13 | 116 |
| BMW 316 I | 25 | 128 | 49 | 36 | 60 | 25 | 298 |
| BMW Z 3 | 79 | 134 | 30 | 29 | 47 | 30 | 270 |
| BMW 328 I | 3 | 5 | 3 | | 1 | | 9 |
| BMW 318 I | 73 | 116 | 63 | 13 | 32 | 27 | 251 |
| BMW 320 D | 1 681 | 2 220 | 2 031 | 372 | 606 | 543 | 5 772 |
| BMW 323 I | | 4 | 1 | | 1 | | 6 |
| BMW 320 I | 67 | 60 | 50 | 3 | 19 | 19 | 151 |
| BMW M COUPE | 1 | 1 | 2 | | | | 3 |
| BMW 523 I | 1 | 2 | | | 1 | 1 | 4 |
| BMW 535 I | 5 | 2 | 1 | | 1 | 2 | 6 |
| BMW 525D | 518 | 611 | 542 | 88 | 174 | 154 | 1 569 |
| BMW 530 D | 129 | 172 | 132 | 44 | 48 | 48 | 444 |
| BMW 730 D | 27 | 127 | 28 | 10 | 12 | 14 | 191 |
| BMW 735 I | 1 | 15 | 4 | 3 | 1 | 3 | 26 |
| BMW M ROADSTER | 2 | | | | | | |
| BMW 528 I | | 1 | | | | | 1 |
| BMW 540 I | 6 | 8 | 1 | | | 2 | 11 |
| BMW 728 I | 3 | 8 | 6 | | 1 | 2 | 17 |
| BMW 750 I | 1 | 1 | 1 | | | | 2 |
| BMW 750 I | 5 | | | 1 | | 1 | 2 |
| BMW 325I | 26 | 16 | 12 | 4 | 12 | 4 | 48 |
| BMW 740D | 2 | 3 | | | | | 3 |
| BMW 318CI | 63 | 93 | 50 | 29 | 69 | 58 | 299 |
| BMW 330D | 48 | 67 | 35 | 20 | 22 | 24 | 168 |
| BMW 318 TI | 5 | 3 | 3 | 2 | | | 8 |
| BMW 318D | 60 | 81 | 62 | 12 | 17 | 21 | 193 |
| BMW X5 | 189 | 345 | 124 | 75 | 104 | 92 | 740 |
| BMW Z8 | 6 | 19 | 1 | 12 | 1 | 2 | 35 |
| BMW 520D | 422 | 531 | 602 | 151 | 169 | 142 | 1 595 |
| BMW 323CI | 4 | 3 | | | 6 | 4 | 13 |
| BMW 330XI | 9 | 2 | 3 | | 2 | 3 | 10 |
| BMW 330I | 12 | 13 | 2 | 2 | 1 | 3 | 21 |
| BMW 330I | 54 | 51 | 20 | 8 | 21 | 7 | 107 |
| BMW 525 I | 68 | 58 | 47 | 7 | 23 | 4 | 139 |
| BMW 320 CI | 91 | 158 | 94 | 39 | 69 | 54 | 414 |
| BMW 530 I | 35 | 41 | 29 | 2 | 7 | 8 | 87 |
| BMW 325 CI | 60 | 70 | 40 | 17 | 23 | 23 | 173 |
| BMW 325 XI | 7 | 6 | 11 | | 4 | 3 | 24 |
| BMW 330 XD | 10 | 22 | 16 | 1 | 1 | 2 | 42 |
| BMW 316 TI | 41 | 124 | 35 | 22 | 45 | 35 | 261 |
| BMW 325 TI | 4 | 6 | 2 | 3 | 2 | 1 | 14 |
| BMW 745 I | 8 | 16 | 2 | 3 | 4 | 1 | 26 |
| BMW 320TD | 23 | 56 | 22 | 12 | 8 | 13 | 111 |
| FORD | 5 | 36 | 17 | 6 | 47 | 11 | 117 |
| FORD TAUNUS | 1 | 3 | | | 1 | 1 | 5 |
| FORD ESCORT | | | | | 3 | 1 | 4 |
| FORD FIESTA | 503 | 621 | 672 | 1 205 | 604 | 417 | 3 519 |
| FORD SCORPIO | | | 1 | | | | 1 |
| FORD TAUNUS | 57 | 85 | 81 | 78 | 29 | 26 | 299 |
| FORD PROBE | 1 | | | | | | |
| FORD COURIER | | 1 | | | 2 | | 3 |
| FORD EXPLORER | | | 1 | | | | 1 |
| FORD GALAXY | 758 | 517 | 730 | 278 | 163 | 357 | 2 045 |

**TABEAU 11. - REPARTITION DES VOITURES NEUVES, MISES EN CIRCULATION
PAR PROVINCE ET PAR MARQUE
ANNEE 2001**

| PAYS DE PROVENANCE ET MARQUES | REGION WALLONNE | | | | | | LE ROYAUME |
|----------------------------------|-------------------|---------|-------|-----------------|-------|-------|---------------|
| | BRABANT WALLON | HAINAUT | LIEGE | LUXEM- BOURG | NAMUR | TOTAL | |
| ALLEMAGNE | | | | | | | |
| AUDI CABRIO | | | | | 1 | 1 | 3 |
| AUDI A6 | 86 | 178 | 162 | 49 | 96 | 571 | 4 813 |
| AUDI A6 QUATTRO | | | | | | | 1 |
| AUDI A8 | 4 | 6 | 2 | 1 | 2 | 15 | 174 |
| AUDI A4 | 160 | 409 | 448 | 164 | 223 | 1 404 | 8 568 |
| AUDI A3 | 102 | 221 | 207 | 67 | 92 | 689 | 3 036 |
| AUDI TT | 18 | 30 | 31 | 14 | 17 | 110 | 615 |
| AUDI A2 | 64 | 109 | 151 | 40 | 54 | 418 | 1 566 |
| AUDI ALLROAD Q | 5 | 8 | 10 | 1 | 9 | 33 | 232 |
| BMW | | 2 | | | | 2 | 2 |
| BMW 525 | | 5 | | | 1 | 6 | 11 |
| BMW 528 | 1 | | | | | 1 | 2 |
| BMW 316 | 1 | | | | | 1 | 7 |
| BMW 530 | | 4 | | | | 4 | 5 |
| BMW 728 | | | | | | | 4 |
| BMW 323 | | 1 | | | | 1 | 1 |
| BMW 325 | | 15 | | | | 15 | 16 |
| BMW M5 | 2 | 1 | | 1 | 1 | 5 | 33 |
| BMW M3 | 2 | 7 | 10 | 3 | 5 | 27 | 158 |
| BMW 540 | | 1 | | | | 1 | 1 |
| BMW 520 I | | | 5 | 2 | | 15 | 163 |
| BMW 316 I | 9 | 43 | 31 | 7 | 7 | 97 | 420 |
| BMW Z 3 | 23 | 24 | 23 | 5 | 4 | 79 | 428 |
| BMW 328 I | 1 | | | | | 1 | 13 |
| BMW 318 I | 14 | 21 | 18 | 7 | 5 | 65 | 389 |
| BMW 320 D | 151 | 459 | 519 | 129 | 180 | 1 448 | 8 901 |
| BMW 323 I | 1 | 1 | 1 | 1 | | 4 | 10 |
| BMW 320 I | 9 | 13 | 11 | 2 | 2 | 37 | 255 |
| BMW M COUPE | | 1 | | | | 1 | 5 |
| BMW 523 I | | 1 | | | | 1 | 6 |
| BMW 535 I | | | | | | | 11 |
| BMW 525D | 28 | 76 | 79 | 17 | 24 | 224 | 2 311 |
| BMW 530 D | 23 | 20 | 25 | 8 | 11 | 87 | 660 |
| BMW 730 D | 4 | 9 | 5 | 2 | 4 | 24 | 242 |
| BMW 735 I | 1 | 1 | | | | 2 | 29 |
| BMW M ROADSTER | | | | | | | 2 |
| BMW 528 I | | | | | | | 1 |
| BMW 540 I | | | | | | | 17 |
| BMW 728 I | | | | 1 | | 1 | 21 |
| BMW 750 I | | | | | | | 3 |
| BMW 750 I | | | | | | | 7 |
| BMW 325I | 2 | 6 | 2 | 2 | | 12 | 86 |
| BMW 740D | | | 1 | | | 1 | 6 |
| BMW 318CI | 12 | 46 | 46 | 6 | 9 | 119 | 481 |
| BMW 330D | 8 | 13 | 14 | 5 | 7 | 47 | 263 |
| BMW 318 TI | 1 | | 1 | 1 | 1 | 4 | 17 |
| BMW 318D | 4 | 19 | 17 | 7 | 7 | 54 | 307 |
| BMW X5 | 26 | 41 | 34 | 6 | 12 | 119 | 1 048 |
| BMW Z8 | 1 | 1 | | | 1 | 3 | 44 |
| BMW 520D | 29 | 85 | 95 | 23 | 28 | 260 | 2 277 |
| BMW 323CI | | 2 | 3 | | 1 | 6 | 23 |
| BMW 330XI | | | 1 | | | 1 | 20 |
| BMW 330I | 1 | 3 | 3 | 1 | | 8 | 41 |
| BMW 330I | 7 | 20 | 5 | 2 | 3 | 37 | 198 |
| BMW 525 I | 5 | 4 | 6 | | 3 | 18 | 225 |
| BMW 320 CI | 13 | 45 | 39 | 17 | 12 | 126 | 631 |
| BMW 530 I | 5 | 4 | 4 | | 2 | 15 | 137 |
| BMW 325 CI | 11 | 12 | 16 | 3 | 2 | 44 | 277 |
| BMW 325 XI | 1 | 3 | 5 | 1 | 1 | 11 | 42 |
| BMW 330 XD | 8 | 1 | 9 | 4 | 1 | 23 | 75 |
| BMW 316 TI | 9 | 27 | 44 | 8 | 10 | 98 | 400 |
| BMW 325 TI | 2 | 1 | 1 | 1 | | 5 | 23 |
| BMW 745 I | | 2 | | | | 2 | 36 |
| BMW 320TD | 4 | 11 | 12 | 4 | 4 | 35 | 169 |
| FORD | 2 | 17 | 9 | 4 | 4 | 36 | 158 |
| FORD TAUNUS | | | | | | | 6 |
| FORD ESCORT | | | | 1 | 1 | 2 | 6 |
| FORD FIESTA | 166 | 540 | 598 | 186 | 241 | 1 731 | 5 753 |
| FORD SCORPIO | | | | | | | 1 |
| FORD TAUNUS | 7 | 13 | 22 | 5 | 6 | 53 | 409 |
| FORD PROBE | | | | | | | 1 |
| FORD COURIER | | 1 | | | | 1 | 4 |
| FORD EXPLORER | | | | | | | 1 |
| FORD GALAXY | 53 | 132 | 132 | 50 | 50 | 417 | 3 220 |

TABLEAU 11. - REPARTITION DES VOITURES NEUVES, MISES EN CIRCULATION
PAR PROVINCE ET PAR MARQUE
ANNEE 2001

(SUITE)

| PAYS DE PROVENANCE ET MARQUES | REGION BRUXEL- LOISE | REGION FLAMANDE | | | | | TOTAL |
|----------------------------------|----------------------------|-----------------|--------------------|----------|----------------------|------------------------|-------|
| | | ANVERS | BRABANT FLAMAND | LIMBOURG | FLANDRE ORIENTALE | FLANDRE OCCIDENTALE | |
| FORD KA | 213 | 468 | 334 | 441 | 341 | 449 | 2 033 |
| FORD FOCUS | 1 556 | 1 807 | 2 229 | 2 649 | 940 | 1 936 | 9 561 |
| MERCEDES | 27 | 60 | 51 | 25 | 47 | 43 | 226 |
| MERCEDES 220 | | | | | | | |
| MERCEDES 280 | | | | | | 1 | 1 |
| MERCEDES ML 270CDI | 2 | 3 | 1 | 4 | | 1 | 9 |
| MERCEDES C 180 | 50 | 70 | 83 | 15 | 40 | 57 | 265 |
| MERCEDES C 220 | 17 | 11 | 52 | 8 | 13 | 11 | 95 |
| MERCEDES C 280 | | | | | | | |
| MERCEDES C 200 | 13 | 11 | 29 | 5 | 6 | 7 | 58 |
| MERCEDES C250 | 3 | 1 | 2 | | | | 3 |
| MERCEDES E 250 | 1 | | | 1 | 1 | | 2 |
| MERCEDES E 200 | 190 | 102 | 145 | 51 | 83 | 46 | 427 |
| MERCEDES E 230 | | | | | | | |
| MERCEDES E 320 | 79 | 46 | 64 | 7 | 29 | 29 | 175 |
| MERCEDES E 220 | 436 | 306 | 578 | 111 | 194 | 169 | 1 358 |
| MERCEDES E 300 | | | 1 | 1 | | 1 | 3 |
| MERCEDES C 230 | | | | | | | |
| MERCEDES SPRINTER | | 4 | 1 | | | 1 | 6 |
| MERCEDES E 290 | | | | | 1 | 1 | 2 |
| MERCEDES E 280 | 24 | 3 | 12 | 1 | 5 | 1 | 22 |
| MERCEDES SL 600 | 1 | | | | | | |
| MERCEDES G 300 | 4 | | 1 | | | 1 | 2 |
| MERCEDES V 230 | 2 | 1 | 1 | | | | 2 |
| MERCEDES SLK 200 | 68 | 64 | 74 | 33 | 48 | 27 | 246 |
| MERCEDES SLK 230 | 13 | 14 | 14 | 4 | 4 | 7 | 43 |
| MERCEDES C32AMG | 6 | 5 | 2 | 1 | 1 | 1 | 10 |
| MERCEDES E 320 | 21 | 6 | 14 | 1 | 5 | 5 | 31 |
| MERCEDES CLK 230 | 4 | 9 | 5 | 1 | 5 | 2 | 22 |
| MERCEDES OM | 7 | 10 | 9 | 5 | 13 | 8 | 45 |
| MERCEDES E240 | 31 | 6 | 24 | | 4 | 6 | 40 |
| MERCEDES C240 | 32 | 17 | 25 | 2 | 8 | 7 | 59 |
| MERCEDES CL500 | 20 | 24 | 20 | 8 | 14 | 14 | 80 |
| MERCEDES CL600 | 7 | 7 | 3 | 5 | 3 | 3 | 21 |
| MERCEDES SL 280 | 1 | 3 | 1 | | 1 | 3 | 8 |
| MERCEDES SL 320 | | 2 | 4 | | 2 | 1 | 9 |
| MERCEDES SL 500 | 12 | 23 | 6 | 1 | 4 | 6 | 40 |
| MERCEDES S 500 | 9 | 19 | 9 | 1 | 7 | 9 | 45 |
| MERCEDES S 600 | 11 | 3 | 4 | 2 | 4 | 2 | 15 |
| MERCEDES S 320 | 169 | 170 | 199 | 88 | 109 | 146 | 712 |
| MERCEDES E430 | 2 | | | | | 1 | 1 |
| MERCEDES A160 | 149 | 73 | 106 | 23 | 48 | 27 | 277 |
| MERCEDES A140 | 273 | 78 | 317 | 16 | 55 | 41 | 507 |
| MERCEDES E55 | 1 | | | | | | |
| MERCEDES V 280 | 4 | 1 | 1 | | | | 2 |
| MERCEDES ML 320 | 35 | 27 | 18 | 6 | 9 | 9 | 69 |
| MERCEDES 214 | 1 | | | | | | |
| MERCEDES 113 | 1 | | | | | | |
| MERCEDES 114 | | | | | | | |
| MERCEDES CLK 430 | 8 | 3 | 2 | | 2 | 1 | 8 |
| MERCEDES G500 | 1 | | | | 1 | | 1 |
| MERCEDES A170 | 260 | 46 | 409 | 31 | 44 | 39 | 569 |
| MERCEDES S430 | 11 | 3 | 6 | | 1 | 4 | 14 |
| MERCEDES V220 CDI | 60 | 63 | 64 | 20 | 28 | 32 | 207 |
| MERCEDES 112 CDI | 29 | 9 | 26 | 5 | 4 | 4 | 48 |
| MERCEDES 110 CDI | 20 | 16 | 39 | 10 | 19 | 18 | 102 |
| MERCEDES 108 CDI | 115 | 14 | 45 | 14 | 15 | 3 | 91 |
| MERCEDES V200 CDI | 3 | 5 | 5 | | 2 | 3 | 15 |
| MERCEDES ML 430 | 8 | 2 | 1 | 1 | 1 | | 5 |
| MERCEDES A 190 | 31 | 8 | 9 | 2 | 4 | 8 | 31 |
| MERCEDES E 270 | 125 | 90 | 182 | 27 | 37 | 59 | 395 |
| MERCEDES CLK55 | 2 | 1 | | | | | 1 |
| MERCEDES S55 | | | | | 1 | | 1 |
| MERCEDES ML270 | 305 | 306 | 307 | 84 | 171 | 187 | 1 055 |
| MERCEDES ML55 | 8 | 11 | 5 | 2 | 2 | 4 | 24 |
| MERCEDES SLK 320 | 8 | 6 | 1 | | 1 | 3 | 11 |
| MERCEDES CL55AMG | | 1 | 1 | 2 | 3 | 1 | 8 |
| MERCEDES CL55 | | | | | 1 | | 1 |
| MERCEDES 213CDI | 9 | | 4 | | 1 | | 5 |
| MERCEDES 211CDI | 7 | | 3 | | | 3 | 12 |
| MERCEDES 313CDI | | 3 | 1 | | 2 | | 6 |
| MERCEDES 316 CDI | | | | 1 | | | 1 |
| MERCEDES 416 CDI | 1 | | | | | | |
| MERCEDES 311CDI | 2 | 1 | 1 | 1 | | 1 | 4 |
| MERCEDES 308 CDI | | | | | | | |
| MERCEDES 216 CDI | 2 | 4 | | | | | 4 |
| MERCEDES 208CDI | 1 | 4 | 6 | 18 | 4 | | 32 |
| MERCEDES E220 CDI | 8 | 20 | 10 | 12 | 12 | 26 | 80 |

**TABLEAU 11. - REPARTITION DES VOITURES NEUVES, MISES EN CIRCULATION
PAR PROVINCE ET PAR MARQUE**

ANNEE 2001

(SUITE)

| PAYS DE PROVENANCE ET MARQUES | REGION WALLONNE | | | | | | LE ROYAUME |
|----------------------------------|-------------------|---------|-------|-----------------|-------|-------|---------------|
| | BRABANT WALLON | HAINAUT | LIEGE | LUXEM- BOURG | NAMUR | TOTAL | |
| FORD KA | 60 | 202 | 230 | 66 | 72 | 630 | 2 876 |
| FORD FOCUS | 299 | 1 012 | 1 167 | 361 | 443 | 3 282 | 14 399 |
| MERCEDES | 5 | 23 | 4 | 1 | 16 | 49 | 302 |
| MERCEDES 220 | | 1 | | | | 1 | 1 |
| MERCEDES 280 | | | | | | | 1 |
| MERCEDES ML 270CDI | | | 1 | 1 | 1 | 3 | 14 |
| MERCEDES C 180 | 11 | 26 | 43 | 10 | 11 | 101 | 416 |
| MERCEDES C 220 | 3 | 4 | 8 | | 2 | 17 | 129 |
| MERCEDES C 280 | | 1 | | | | 1 | 1 |
| MERCEDES C 200 | 1 | 2 | | 4 | | 7 | 78 |
| MERCEDES C250 | | | 2 | | 1 | 3 | 9 |
| MERCEDES E 250 | | | | | | | 3 |
| MERCEDES E 200 | 17 | 27 | 42 | 11 | 5 | 102 | 719 |
| MERCEDES E 230 | | 1 | | | | 1 | 1 |
| MERCEDES E 320 | 9 | 15 | 9 | 2 | 1 | 36 | 290 |
| MERCEDES E 220 | 41 | 119 | 94 | 20 | 37 | 311 | 2 105 |
| MERCEDES E 300 | | | | | | | 3 |
| MERCEDES C 230 | | | | | 1 | 1 | 1 |
| MERCEDES SPRINTER | | 1 | 1 | 1 | | 3 | 9 |
| MERCEDES E 290 | | | | | | | 2 |
| MERCEDES E 280 | | 2 | | | | 2 | 48 |
| MERCEDES SL 600 | | | | | | | 1 |
| MERCEDES G 300 | 1 | | | | | 1 | 7 |
| MERCEDES V 230 | | | | | | | 4 |
| MERCEDES SLK 200 | 15 | 25 | 34 | 4 | 9 | 87 | 401 |
| MERCEDES SLK 230 | 2 | 5 | 7 | 1 | 1 | 16 | 72 |
| MERCEDES C32AMG | | | 1 | | | 1 | 17 |
| MERCEDES E 320 | 2 | 2 | 7 | 2 | 1 | 14 | 66 |
| MERCEDES CLK 230 | | | 2 | | 1 | 3 | 29 |
| MERCEDES OM | 1 | 2 | | 1 | 1 | 5 | 57 |
| MERCEDES E240 | | 2 | 2 | 1 | | 5 | 76 |
| MERCEDES C240 | 6 | 3 | 4 | 2 | 1 | 16 | 107 |
| MERCEDES CL500 | 1 | 5 | 7 | | 1 | 14 | 114 |
| MERCEDES CL600 | | | | | | | 28 |
| MERCEDES SL 280 | | 1 | | | | 1 | 10 |
| MERCEDES SL 320 | 1 | | | | | 1 | 10 |
| MERCEDES SL 500 | 1 | 1 | 4 | | 1 | 7 | 59 |
| MERCEDES S 500 | 1 | 2 | 2 | | | 5 | 59 |
| MERCEDES S 600 | | 1 | 1 | | | 2 | 28 |
| MERCEDES S 320 | 18 | 39 | 50 | 6 | 15 | 128 | 1 009 |
| MERCEDES E430 | | | | | | | 3 |
| MERCEDES A160 | 20 | 26 | 24 | 7 | 5 | 82 | 508 |
| MERCEDES A140 | 18 | 31 | 47 | 8 | 14 | 118 | 898 |
| MERCEDES E55 | | | | | | | 1 |
| MERCEDES V 280 | | | 1 | | | 1 | 7 |
| MERCEDES ML 320 | 3 | 1 | 3 | 1 | | 8 | 112 |
| MERCEDES 214 | | | | | | | 1 |
| MERCEDES 113 | | | | | | | 1 |
| MERCEDES 114 | | | 1 | | 1 | 2 | 2 |
| MERCEDES CLK 430 | 1 | | | | | 1 | 17 |
| MERCEDES G500 | | | | | | | 2 |
| MERCEDES A170 | 12 | 19 | 25 | 5 | 10 | 71 | 900 |
| MERCEDES S430 | | 2 | 1 | | 1 | 4 | 29 |
| MERCEDES V220 CDI | 5 | 15 | 11 | 6 | 2 | 39 | 306 |
| MERCEDES 112 CDI | 5 | 10 | 3 | 1 | 4 | 23 | 100 |
| MERCEDES 110 CDI | 3 | 10 | 7 | 1 | 2 | 23 | 145 |
| MERCEDES 108 CDI | | 5 | 4 | | | 9 | 215 |
| MERCEDES V200 CDI | | | | 1 | | 1 | 19 |
| MERCEDES ML 430 | 1 | | | | | 1 | 14 |
| MERCEDES A 190 | 4 | 3 | 4 | 1 | | 12 | 74 |
| MERCEDES E 270 | 8 | 20 | 21 | 3 | 7 | 59 | 579 |
| MERCEDES CLK55 | | | 1 | | | 1 | 4 |
| MERCEDES S55 | | | | | | | 1 |
| MERCEDES ML270 | 45 | 74 | 72 | 25 | 32 | 248 | 1 608 |
| MERCEDES ML55 | 4 | 2 | | | | 6 | 38 |
| MERCEDES SLK 320 | | | 2 | | | 2 | 21 |
| MERCEDES CL55AMG | | | | | | | 8 |
| MERCEDES CL55 | | | | | | | 1 |
| MERCEDES 213CDI | | 1 | | | 1 | 2 | 16 |
| MERCEDES 211CDI | 1 | | 2 | 1 | | 4 | 23 |
| MERCEDES 313CDI | | | | | | | 6 |
| MERCEDES 316 CDI | | | | | | | 1 |
| MERCEDES 416 CDI | | | | | | | 1 |
| MERCEDES 311CDI | | 1 | | | | 1 | 7 |
| MERCEDES 308 CDI | | | 1 | | | 1 | 1 |
| MERCEDES 216 CDI | | | | | | | 6 |
| MERCEDES 208CDI | | 2 | 1 | | | 3 | 36 |
| MERCEDES E220 CDI | 2 | 6 | 3 | | | 11 | 99 |

**TABLEAU 11. - REPARTITION DES VOITURES NEUVES, MISES EN CIRCULATION
PAR PROVINCE ET PAR MARQUE**

ANNEE 2001

(SUITE)

| PAYS DE PROVENANCE ET MARQUES | REGION BRUXEL- LOISE | REGION FLAMANDE | | | | | TOTAL |
|----------------------------------|----------------------------|-----------------|--------------------|---------------|----------------------|------------------------|----------------|
| | | ANVERS | BRABANT FLAMAND | LIMBOURG | FLANDRE ORIENTALE | FLANDRE OCCIDENTALE | |
| MERCEDES C320 | 17 | 8 | 11 | 3 | 7 | 5 | 34 |
| MERCEDES C220 CDI | 735 | 591 | 1 385 | 242 | 417 | 480 | 3 115 |
| MERCEDES C200 KOMP | 88 | 66 | 101 | 17 | 51 | 59 | 294 |
| MERCEDES CLK200 KOMP | 100 | 92 | 130 | 36 | 87 | 45 | 390 |
| MERCEDES CLK230 KOMP | 59 | 29 | 46 | 4 | 17 | 10 | 106 |
| MERCEDES E55AMG4 -MAT | 1 | 1 | | | | | 1 |
| MERCEDES C230 KOMP | 9 | 7 | 8 | | 2 | 2 | 19 |
| MERCEDES C200 CDI | 288 | 379 | 971 | 190 | 282 | 270 | 2 092 |
| MERCEDES E200 KOMP | 17 | 8 | 12 | | 3 | 3 | 26 |
| MERCEDES S400 CDI | 19 | 28 | 20 | 13 | 11 | 12 | 84 |
| MERCEDES C270CDI | 83 | 57 | 99 | 21 | 42 | 53 | 272 |
| MERCEDES 313CDID | | 1 | | 2 | | | 3 |
| MERCEDES 316CDID | | 1 | | | 1 | | 2 |
| MERCEDES 903 6 | | | | | 1 | | 1 |
| MERCEDES 904 6 | 1 | 3 | 1 | | 1 | | 5 |
| MERCEDES A160CDI | 29 | 37 | 33 | 13 | 23 | 9 | 115 |
| MERCEDES A170CDI | 278 | 119 | 684 | 59 | 94 | 86 | 1 042 |
| MERCEDES G400CDI | 8 | 6 | 2 | 3 | 4 | 2 | 17 |
| MERCEDES SLK 32AMG | 2 | | | | | | |
| MERCEDES 904-6 | 1 | | | | 1 | | 1 |
| MERCEDES ML 400 CDI | 10 | 4 | 7 | 2 | | 6 | 19 |
| MERCEDES ML 500 | | | | | | | |
| MERCEDES G 55 AMG | | | | | | | |
| OPEL CORSA | 1 389 | 2 322 | 1 794 | 1 546 | 1 290 | 730 | 7 682 |
| OPEL SPEEDSTER | 4 | 21 | 9 | 5 | 9 | 11 | 55 |
| OPEL OMEGA | 90 | 239 | 147 | 48 | 124 | 71 | 629 |
| OPEL ASTRA | 3 303 | 3 203 | 3 827 | 1 732 | 2 100 | 1 342 | 12 204 |
| OPEL VECTRA | 659 | 982 | 869 | 419 | 425 | 299 | 2 994 |
| OPEL FRONTERA | 55 | 103 | 75 | 36 | 60 | 47 | 321 |
| OPEL COMBO | 1 | 2 | 1 | | 1 | 1 | 5 |
| OPEL TIGRA | 2 | 2 | 2 | 1 | 3 | | 8 |
| OPEL SINTRA | | | | 1 | | | 1 |
| OPEL ZAFIRA | 1 813 | 1 954 | 1 910 | 909 | 631 | 628 | 6 032 |
| OPEL MOVANO | 2 | 18 | 1 | | 1 | | 20 |
| OPEL AGILA | 78 | 239 | 98 | 160 | 179 | 119 | 795 |
| PORSCHE 911 GT2 | 1 | | | | 1 | | 1 |
| PORSCHE 911 T | 102 | 51 | 24 | 12 | 27 | 38 | 152 |
| PORSCHE BOXSTER | 77 | 34 | 35 | 16 | 22 | 23 | 130 |
| PORSCHE 911-GT3 | 2 | | | | 1 | | 2 |
| WEB SMART | 406 | 331 | 756 | 64 | 173 | 75 | 1 399 |
| VOLKSWAGEN | 7 | 14 | 3 | 1 | 3 | 6 | 27 |
| VOLKSWAGEN POLO | 3 918 | 1 507 | 1 402 | 521 | 986 | 638 | 5 054 |
| VOLKSWAGEN PASSAT | 3 964 | 1 442 | 2 902 | 262 | 535 | 533 | 5 674 |
| VOLKSWAGEN GOLF | 7 669 | 3 035 | 3 958 | 848 | 1 629 | 1 403 | 10 873 |
| VOLKSWAGEN SHARAN | 1 635 | 443 | 1 056 | 88 | 202 | 188 | 1 977 |
| VOLKSWAGEN CADDY | 40 | 23 | 9 | 20 | 12 | 5 | 69 |
| VOLKSWAGEN LUPO | 519 | 256 | 203 | 114 | 191 | 204 | 968 |
| VOLKSWAGEN LT | 4 | 4 | 8 | 4 | 1 | 2 | 19 |
| VOLKSWAGEN T4 | 792 | 107 | 156 | 25 | 61 | 49 | 398 |
| VOLKSWAGEN NEWBEETLE | 206 | 102 | 124 | 39 | 57 | 49 | 371 |
| VOLKSWAGEN BORA | 753 | 623 | 715 | 281 | 406 | 364 | 2 389 |
| VOLKSWAGEN-7DC ABLIM | | | | | 1 | | 1 |
| VOLKSWAGEN LT35 | 1 | 3 | | | 3 | | 6 |
| VOLKSWAGEN 2 DXANJ | | | | | 1 | | 1 |
| VOLKSWAGEN CALIFORNIA | | | | | 1 | | 1 |
| TOTAL | 45 661 | 31 546 | 38 965 | 14 737 | 16 154 | 14 701 | 116 103 |
| AUSTRALIE | | | | | | | |
| VOLKSWAGEN T4 | 2 | | | | 1 | | 1 |
| TOTAL | 2 | | | | 1 | | 1 |
| BELGIQUE | | | | | | | |
| VANHOOL | | 2 | | | | | 2 |
| TOTAL | | 2 | | | | | 2 |
| ESPAGNE | | | | | | | |
| SEAT IBIZA | 1 115 | 595 | 483 | 166 | 505 | 210 | 1 959 |
| SEAT TOLEDO | 449 | 144 | 82 | 42 | 83 | 49 | 400 |
| SEAT CORDOBA | 319 | 191 | 166 | 43 | 174 | 72 | 646 |

TABEAU 11. - REPARTITION DES VOITURES NEUVES, MISES EN CIRCULATION
PAR PROVINCE ET PAR MARQUE
ANNEE 2001 (SUITE)

| PAYS DE PROVENANCE ET MARQUES | REGION WALLONNE | | | | | | LE ROYAUME |
|----------------------------------|-------------------|---------|--------|-----------------|-------|--------|---------------|
| | BRABANT WALLON | HAINAUT | LIEGE | LUXEM- BOURG | NAMUR | TOTAL | |
| MERCEDES C320 | 3 | | 3 | | | 6 | 57 |
| MERCEDES C220 CDI | 90 | 239 | 225 | 50 | 95 | 699 | 4 549 |
| MERCEDES C200 KOMP | 7 | 35 | 39 | 9 | 7 | 97 | 479 |
| MERCEDES CLK200 KOMP | 12 | 42 | 33 | 11 | 9 | 107 | 597 |
| MERCEDES CLK230 KOMP | 4 | 10 | 6 | 1 | 2 | 23 | 188 |
| MERCEDES E55AMG4-MAT | | | | | | | 2 |
| MERCEDES C230 KOMP | 1 | 1 | 5 | | 2 | 9 | 37 |
| MERCEDES C200 CDI | 39 | 131 | 151 | 28 | 46 | 395 | 2 775 |
| MERCEDES E200 KOMP | 4 | 4 | 3 | 1 | 2 | 14 | 57 |
| MERCEDES S400 CDI | 2 | 8 | 5 | 1 | | 16 | 119 |
| MERCEDES C270CDI | 6 | 25 | 30 | 7 | 10 | 78 | 433 |
| MERCEDES 313CDID | | | | | | | 3 |
| MERCEDES 316CDID | | | | | | | 2 |
| MERCEDES 903 6 | | | | | | | 1 |
| MERCEDES 904 6 | | | | 1 | | 1 | 7 |
| MERCEDES A160CDI | 4 | 1 | 7 | 2 | 4 | 18 | 162 |
| MERCEDES A170CDI | 37 | 47 | 62 | 16 | 22 | 184 | 1 504 |
| MERCEDES G400CDI | | | | 1 | | 1 | 26 |
| MERCEDES SLK 32AMG | | | | | | | 2 |
| MERCEDES 904-6 | | | | | | | 2 |
| MERCEDES ML 400 CDI | 1 | | | | | 1 | 30 |
| MERCEDES ML 500 | 1 | 1 | | | | 2 | 2 |
| MERCEDES G 55 AMG | | | 1 | | | 1 | 1 |
| OPEL CORSA | 578 | 1 599 | 1 322 | 358 | 621 | 4 478 | 13 549 |
| OPEL SPEEDSTER | | 1 | 2 | | 2 | 5 | 64 |
| OPEL OMEGA | 23 | 48 | 34 | 10 | 14 | 129 | 848 |
| OPEL ASTRA | 562 | 1 961 | 1 239 | 410 | 710 | 4 882 | 20 389 |
| OPEL VECTRA | 86 | 402 | 225 | 103 | 136 | 952 | 4 605 |
| OPEL FRONTERA | 27 | 62 | 36 | 9 | 23 | 157 | 533 |
| OPEL COMBO | 1 | 1 | | | | 2 | 8 |
| OPEL TIGRA | 2 | 3 | 6 | 2 | | 13 | 23 |
| OPEL SINTRA | | | 1 | | | 1 | 2 |
| OPEL ZAFIRA | 218 | 674 | 568 | 168 | 243 | 1 871 | 9 716 |
| OPEL MOVANO | 2 | 3 | | | | 5 | 27 |
| OPEL AGILA | 42 | 131 | 121 | 34 | 52 | 380 | 1 253 |
| PORSCHE 911 GT2 | | | | | | | 2 |
| PORSCHE 911 T | 5 | 9 | 16 | 3 | 14 | 47 | 301 |
| PORSCHE BOXSTER | 14 | 15 | 17 | 3 | 7 | 56 | 263 |
| PORSCHE 911-GT3 | | | | | | | 4 |
| WEB SMART | 35 | 23 | 134 | 32 | 25 | 249 | 2 054 |
| VOLKSWAGEN | | 1 | 1 | 1 | | 3 | 37 |
| VOLKSWAGEN POLO | 645 | 1 154 | 1 174 | 281 | 545 | 3 799 | 12 771 |
| VOLKSWAGEN PASSAT | 164 | 599 | 391 | 162 | 272 | 1 588 | 11 226 |
| VOLKSWAGEN GOLF | 630 | 1 442 | 1 566 | 500 | 697 | 4 835 | 23 377 |
| VOLKSWAGEN SHARAN | 77 | 215 | 139 | 52 | 84 | 567 | 4 179 |
| VOLKSWAGEN CADDY | 2 | 14 | 16 | 6 | 6 | 44 | 153 |
| VOLKSWAGEN LUPD | 57 | 138 | 230 | 39 | 70 | 534 | 2 021 |
| VOLKSWAGEN LT | | 7 | 4 | 1 | 2 | 14 | 37 |
| VOLKSWAGEN T4 | 24 | 72 | 54 | 24 | 44 | 218 | 1 408 |
| VOLKSWAGEN NEWBEETLE | 13 | 45 | 33 | 10 | 28 | 129 | 706 |
| VOLKSWAGEN BORA | 123 | 484 | 498 | 177 | 304 | 1 586 | 4 728 |
| VOLKSWAGEN-7DC ABLIM | | | | | | | 1 |
| VOLKSWAGEN LT35 | | 1 | | | | 1 | 8 |
| VOLKSWAGEN 2 DXANJ | | | | | | | 1 |
| VOLKSWAGEN CALIFORNIA | | | | | | | 1 |
| TOTAL | 5 254 | 14 133 | 13 210 | 3 925 | 5 942 | 42 464 | 204 228 |
| AUSTRALIE | | | | | | | |
| VOLKSWAGEN T4 | | | | | | | 3 |
| TOTAL | | | | | | | 3 |
| BELGIQUE | | | | | | | |
| VANHOOL | | | | | | | 2 |
| TOTAL | | | | | | | 2 |
| ESPAGNE | | | | | | | |
| SEAT IBIZA | 141 | 559 | 666 | 187 | 222 | 1 775 | 4 849 |
| SEAT TOLEDO | 14 | 126 | 105 | 47 | 37 | 329 | 1 178 |
| SEAT CORDOBA | 41 | 174 | 226 | 46 | 79 | 566 | 1 531 |

TABLEAU 11. - REPARTITION DES VOITURES NEUVES, MISES EN CIRCULATION
PAR PROVINCE ET PAR MARQUE
ANNEE 2001

(SUITE)

| PAYS DE PROVENANCE ET MARQUES | REGION BRUXEL- LOISE | REGION FLAMANDE | | | | | TOTAL |
|----------------------------------|----------------------------|-----------------|--------------------|----------|----------------------|------------------------|--------|
| | | ANVERS | BRABANT FLAMAND | LIMBOURG | FLANDRE ORIENTALE | FLANDRE OCCIDENTALE | |
| SEAT INCA | 3 | 15 | 5 | 1 | 5 | | 26 |
| SEAT ALHAMBRA | 501 | 209 | 197 | 17 | 87 | 88 | 598 |
| SEAT AROSA | 128 | 66 | 47 | 20 | 47 | 19 | 199 |
| SEAT LEON | 742 | 251 | 257 | 73 | 217 | 83 | 881 |
| TOTAL | 3 257 | 1 471 | 1 237 | 362 | 1 118 | 521 | 4 709 |
| FRANCE | | | | | | | |
| CITROEN | 1 | 2 | | 1 | 4 | 1 | 8 |
| CITROEN XM | | | | 1 | | | 1 |
| CITROEN XANTIA | 308 | 180 | 167 | 94 | 117 | 143 | 701 |
| CITROEN EVASION | 677 | 269 | 325 | 97 | 217 | 307 | 1 215 |
| CITROEN JUMPY | 22 | 10 | 7 | 1 | 9 | 11 | 38 |
| CITROEN SAXO | 1 453 | 924 | 1 213 | 987 | 1 118 | 820 | 5 062 |
| CITROEN BERLINGO | 1 102 | 581 | 491 | 307 | 466 | 438 | 2 283 |
| CITROEN XSARA | 1 792 | 923 | 1 323 | 791 | 794 | 971 | 4 802 |
| CITROEN JUMPER | 67 | 7 | 9 | 6 | 5 | 9 | 36 |
| CITROEN XSARAPICASSO | 1 600 | 1 220 | 1 155 | 582 | 792 | 1 009 | 4 758 |
| CITROEN C5 | 1 451 | 591 | 699 | 294 | 447 | 525 | 2 556 |
| PEUGEOT | 3 | 5 | 1 | 1 | 1 | 1 | 9 |
| PEUGEOT 307 | 2 415 | 356 | 451 | 168 | 470 | 592 | 2 037 |
| PEUGEOT 106 | 822 | 298 | 503 | 94 | 272 | 264 | 1 431 |
| PEUGEOT 306 | 1 727 | 677 | 898 | 288 | 700 | 1 102 | 3 665 |
| PEUGEOT 806 | 665 | 162 | 363 | 37 | 121 | 348 | 1 031 |
| PEUGEOT 406 | 2 610 | 697 | 1 816 | 219 | 527 | 988 | 4 247 |
| PEUGEOT EXPERT | 24 | 4 | 5 | 4 | 9 | 15 | 37 |
| PEUGEOT 206 | 3 775 | 1 922 | 1 974 | 917 | 1 762 | 1 975 | 8 550 |
| PEUGEOT PARTNER | 399 | 270 | 270 | 82 | 333 | 400 | 1 355 |
| PEUGEOT BOXER | 28 | 5 | 17 | 2 | 2 | 5 | 31 |
| PEUGEOT 607 | 543 | 200 | 314 | 75 | 148 | 195 | 932 |
| RENAULT | 2 | 3 | 7 | 3 | | | 16 |
| RENAULT CLIO | 2 945 | 1 475 | 1 599 | 752 | 1 560 | 1 046 | 6 432 |
| RENAULT SAFRANE | 1 | | | | | 1 | 1 |
| RENAULT TWINGO | 1 498 | 395 | 440 | 130 | 346 | 282 | 1 593 |
| RENAULT LAGUNA | 1 931 | 716 | 1 136 | 279 | 374 | 522 | 3 027 |
| RENAULT ESPACE | 1 490 | 555 | 1 407 | 146 | 263 | 323 | 2 694 |
| RENAULT MEGANE | 7 864 | 3 022 | 4 159 | 1 075 | 1 647 | 2 000 | 11 903 |
| RENAULT KANGOO | 672 | 436 | 286 | 230 | 355 | 314 | 1 622 |
| RENAULT TRAFIC | | | | 1 | | | 1 |
| RENAULT MASTER | 18 | 17 | 4 | 8 | 19 | 4 | 52 |
| RENAULT ABEH912 | | 1 | | | | | 1 |
| RENAULT AVANTIME | 9 | | | | 1 | | 1 |
| TOTAL | 37 914 | 15 923 | 21 039 | 7 672 | 12 880 | 14 614 | 72 128 |
| ITALIE | | | | | | | |
| ALFA ROMEO | 1 | | | | | | |
| ALFA ROMEO-GTV | 26 | 11 | 8 | 2 | 5 | 7 | 33 |
| ALFA RPME0 SPYDER | 15 | 5 | 11 | 1 | 7 | 5 | 29 |
| ALFA ROMEO SZ | | | | | | 1 | 1 |
| ALFA ROMEO ALFA 145 | 9 | 3 | 3 | 1 | 15 | 6 | 28 |
| ALFA ROMEO ALFA 146 | 21 | 9 | 10 | 6 | 17 | 5 | 47 |
| ALFA ROMEO 166 | 173 | 73 | 157 | 29 | 64 | 49 | 372 |
| ALFA ROMEO 155 | 1 336 | 622 | 1 394 | 147 | 319 | 291 | 2 773 |
| ALFA ROMEO ALFA 147 | 575 | 398 | 421 | 128 | 234 | 209 | 1 390 |
| DETOMASO GUARA | 1 | | | | | | |
| FERRARI 512TR | | | | 1 | | | 1 |
| FERRARI F 355 | | | | 1 | | | 1 |
| FERRARI F 133 ABM | | 1 | | | | | 1 |
| FERRARI F131 | 18 | 8 | 11 | 1 | 3 | 4 | 27 |
| FERRARI F133 | 6 | 1 | 4 | | | 2 | 7 |
| FERRARI F116 | 2 | | | | | 2 | 2 |
| FIAT | 20 | 114 | 65 | 46 | 100 | 120 | 445 |
| FIAT 124 RALLY | 68 | 28 | 46 | 19 | 35 | 26 | 154 |
| FIAT PANDA | 14 | 18 | 6 | 7 | 27 | 3 | 61 |
| FIAT UNO | | | | | | | |
| FIAT RITMO | 169 | 86 | 62 | 37 | 72 | 54 | 311 |
| FIAT PUNTO | 2 031 | 691 | 673 | 356 | 458 | 284 | 2 462 |
| FIAT COUPE | 5 | 2 | 2 | | 2 | 4 | 10 |
| FIAT ULYSSE | 464 | 19 | 40 | 9 | 17 | 12 | 97 |
| FIAT BARCHETTA | 5 | 2 | 5 | 3 | 2 | 5 | 17 |
| FIAT BRAVA | 288 | 93 | 129 | 33 | 54 | 73 | 382 |
| FIAT BRAVO | 243 | 68 | 67 | 68 | 94 | 83 | 380 |
| FIAT SCUDDO | 11 | 13 | 8 | 3 | 6 | 11 | 41 |

TABEAU 11. - REPARTITION DES VOITURES NEUVES, MISES EN CIRCULATION
PAR PROVINCE ET PAR MARQUE
ANNEE 2001 (SUITE)

| PAYS DE PROVENANCE ET MARQUES | REGION WALLONNE | | | | | | LE ROYAUME |
|----------------------------------|-------------------|---------|--------|-----------------|-------|--------|---------------|
| | BRABANT WALLON | HAINAUT | LIEGE | LUXEM- BOURG | NAMUR | TOTAL | |
| SEAT INCA | 1 | 7 | 6 | | 1 | 15 | 44 |
| SEAT ALHAMBRA | 41 | 86 | 116 | 25 | 32 | 300 | 1 399 |
| SEAT AROSA | 14 | 47 | 63 | 14 | 14 | 152 | 479 |
| SEAT LEON | 61 | 261 | 326 | 107 | 150 | 905 | 2 528 |
| TOTAL | 313 | 1 260 | 1 508 | 426 | 535 | 4 042 | 12 008 |
| FRANCE | | | | | | | |
| CITROEN | | | | | | | 9 |
| CITROEN XM | | | | | 1 | 1 | 2 |
| CITROEN XANTIA | 67 | 149 | 130 | 58 | 79 | 483 | 1 492 |
| CITROEN EVASION | 98 | 209 | 128 | 60 | 92 | 587 | 2 479 |
| CITROEN JUMPY | 1 | 10 | 2 | 2 | 5 | 20 | 80 |
| CITROEN SAXO | 427 | 1 444 | 1 753 | 376 | 607 | 4 607 | 11 122 |
| CITROEN BERLINGO | 206 | 554 | 549 | 177 | 338 | 1 824 | 5 209 |
| CITROEN XSARA | 315 | 1 141 | 1 013 | 357 | 629 | 3 455 | 10 049 |
| CITROEN JUMPER | 2 | 15 | 4 | 2 | 1 | 24 | 127 |
| CITROEN XSARAPICASSO | 471 | 1 301 | 877 | 322 | 526 | 3 497 | 9 855 |
| CITROEN C5 | 156 | 470 | 322 | 137 | 245 | 1 330 | 5 337 |
| PEUGEOT | 1 | 2 | | | | 3 | 15 |
| PEUGEOT 307 | 256 | 625 | 525 | 172 | 280 | 1 858 | 6 310 |
| PEUGEOT 106 | 147 | 438 | 573 | 105 | 184 | 1 447 | 3 700 |
| PEUGEOT 306 | 266 | 926 | 553 | 194 | 363 | 2 302 | 7 694 |
| PEUGEOT 806 | 118 | 177 | 65 | 19 | 53 | 432 | 2 128 |
| PEUGEOT 406 | 286 | 942 | 432 | 147 | 302 | 2 109 | 8 966 |
| PEUGEOT EXPERT | 3 | 15 | 3 | 3 | 2 | 26 | 87 |
| PEUGEOT 206 | 778 | 2 474 | 2 317 | 539 | 860 | 6 968 | 19 293 |
| PEUGEOT PARTNER | 131 | 461 | 398 | 76 | 178 | 1 244 | 2 998 |
| PEUGEOT BOXER | 5 | 6 | 3 | | 2 | 16 | 75 |
| PEUGEOT 607 | 83 | 115 | 89 | 18 | 43 | 348 | 1 823 |
| RENAULT | | | 1 | | | 1 | 19 |
| RENAULT CLIO | 544 | 1 791 | 1 446 | 443 | 631 | 4 855 | 14 232 |
| RENAULT SAFRANE | | | 1 | | 2 | 3 | 5 |
| RENAULT TWINGO | 286 | 513 | 557 | 107 | 208 | 1 671 | 4 762 |
| RENAULT LAGUNA | 146 | 691 | 393 | 182 | 146 | 1 558 | 6 516 |
| RENAULT ESPACE | 119 | 295 | 173 | 58 | 83 | 728 | 4 912 |
| RENAULT MEGANE | 711 | 2 927 | 2 680 | 730 | 715 | 7 763 | 27 530 |
| RENAULT KANGOO | 144 | 544 | 324 | 117 | 220 | 1 349 | 3 643 |
| RENAULT TRAFIC | | | | | | | 1 |
| RENAULT MASTER | 1 | 1 | 1 | | | 3 | 73 |
| RENAULT ABEH912 | | | | | | | 1 |
| RENAULT AVANTIME | | | 1 | | | 1 | 11 |
| TOTAL | 5 768 | 18 236 | 15 313 | 4 401 | 6 795 | 50 513 | 160 555 |
| ITALIE | | | | | | | |
| ALFA ROMEO | | | | | | | 1 |
| ALFA ROMEO-GTV | 1 | 3 | 6 | 3 | 2 | 15 | 74 |
| ALFA ROMEO SPYDER | 2 | 1 | 2 | | 1 | 6 | 50 |
| ALFA ROMEO SZ | | | | | | | 1 |
| ALFA ROMEO ALFA 145 | 2 | 5 | 3 | 4 | 1 | 15 | 52 |
| ALFA ROMEO ALFA 146 | 9 | 19 | 8 | 3 | 4 | 43 | 111 |
| ALFA ROMEO 166 | 15 | 39 | 29 | 11 | 14 | 108 | 653 |
| ALFA ROMEO 155 | 124 | 342 | 290 | 199 | 98 | 1 053 | 5 162 |
| ALFA ROMEO ALFA 147 | 157 | 213 | 308 | 84 | 80 | 842 | 2 807 |
| DETOMASO GUARA | | | | | | | 1 |
| FERRARI 512TR | | | | | | | 1 |
| FERRARI F 355 | | | | | | | 1 |
| FERRARI F 133 ASM | | | | | | | 1 |
| FERRARI F131 | 1 | | 1 | | | 2 | 47 |
| FERRARI F133 | | | 1 | | | 1 | 14 |
| FERRARI F116 | | | | | | | 4 |
| FIAT | 32 | 91 | 64 | 16 | 27 | 230 | 695 |
| FIAT 124 RALLY | 11 | 28 | 25 | 13 | 12 | 89 | 311 |
| FIAT PANDA | 3 | 21 | 17 | 2 | 6 | 49 | 124 |
| FIAT UNO | | | | | 1 | 1 | 1 |
| FIAT RITMO | 46 | 134 | 81 | 15 | 41 | 317 | 797 |
| FIAT PUNTO | 307 | 943 | 844 | 196 | 203 | 2 493 | 6 986 |
| FIAT COUPE | 2 | 2 | 7 | 1 | | 12 | 27 |
| FIAT ULYSSE | 11 | 29 | 23 | 135 | 3 | 201 | 762 |
| FIAT BARCHETTA | 1 | 3 | 4 | 5 | 2 | 15 | 37 |
| FIAT BRAVA | 25 | 116 | 73 | 12 | 34 | 260 | 930 |
| FIAT BRAVO | 38 | 219 | 134 | 53 | 34 | 478 | 1 101 |
| FIAT SCUDO | 9 | 21 | 12 | 4 | 6 | 52 | 104 |

**TABEAU 11. - REPARTITION DES VOITURES NEUVES, MISES EN CIRCULATION
PAR PROVINCE ET PAR MARQUE**

ANNEE 2001

(SUITE)

| PAYS DE PROVENANCE ET MARQUES | REGION BRUXEL- LOISE | REGION FLAMANDE | | | | | TOTAL |
|----------------------------------|----------------------------|-----------------|--------------------|--------------|---------------------------|-----------------------------|---------------|
| | | ANVERS | BRABANT FLAMAND | LIMBOURG | FLANDRE ORIEN- TALE | FLANDRE OCCIDEN- TALE | |
| FIAT MAREA | 306 | 21 | 45 | 10 | 22 | 13 | 111 |
| FIAT MAREA WEEKEND | 6 | 3 | 2 | 2 | 5 | 5 | 17 |
| FIAT PALIO WEEKEND | 16 | 25 | 11 | 2 | 6 | 11 | 55 |
| FIAT SEICENTO | 102 | 68 | 50 | 29 | 51 | 37 | 235 |
| FIAT DUCATO | 10 | 14 | 14 | 4 | 10 | 5 | 47 |
| FIAT MULTIPLA | 354 | 79 | 88 | 31 | 47 | 50 | 295 |
| FIAT 230 CPMAC | | 1 | 1 | | | | 1 |
| IVECO | 1 | 18 | 7 | 10 | 5 | 7 | 47 |
| IVECO 60C15 | | | | | 1 | | 1 |
| IVECO 65C15CCS | | 1 | | | | | 1 |
| IVECO 50C13RS | | 2 | | | 1 | | 3 |
| IVECO DAILY | | | 1 | | | | 1 |
| IVECO 65C15 | | 2 | | | | | 2 |
| IVECO 35C13CCS | | | | | | | |
| IVECO 35C13 | | 1 | | | | | 1 |
| LAMBORGHINI DIABLO | | | | | 1 | | 1 |
| LANCIA DELTA | | | | | | 1 | 1 |
| LANCIA Z | 77 | 14 | 29 | 5 | 3 | 5 | 56 |
| LANCIA K | 14 | 7 | 16 | 3 | 7 | 2 | 35 |
| LANCIA Y | 825 | 64 | 67 | 29 | 48 | 32 | 240 |
| LANCIA LYBRA | 258 | 136 | 200 | 48 | 65 | 52 | 501 |
| MASERATI | | | | | 1 | | 1 |
| MASERATI 4 PORTE | 1 | | | | | | |
| MASERATI QUATTROPORT | | 1 | | | | | 1 |
| MASERATI 3200GT | 7 | 10 | 2 | 2 | 1 | 1 | 16 |
| TOTAL | 7 478 | 2 731 | 3 655 | 1 073 | 1 805 | 1 477 | 10 741 |
| PAYS-BAS | | | | | | | |
| DAF | | 1 | | | | | 1 |
| TOTAL | | 1 | | | | | 1 |
| ROYAUME-UNI | | | | | | | |
| ASTON MARTIN DB 7 | 4 | 15 | 2 | | 2 | | 19 |
| ASTON MARTIN V12VANQ | | 1 | | | 1 | | 2 |
| MINI MINI | 3 | 6 | 3 | | 3 | 1 | 13 |
| BENTLEY AZURE | | | | | | | |
| BENTLEY | 1 | | | 1 | | | 1 |
| BENTLEY ARNAGE | 5 | 6 | 1 | 1 | | 1 | 9 |
| DAIMLER SUPER V8 | 3 | 8 | 1 | 2 | 1 | 2 | 14 |
| DAIMLER V8 | 6 | 7 | 6 | 1 | 3 | 2 | 19 |
| FORD MONDEO | 1 273 | 1 430 | 1 426 | 1 330 | 655 | 760 | 5 601 |
| JAGUAR | 1 | | | | | | |
| JAGUAR SOVEREIGN | 9 | 22 | 5 | 9 | 6 | 10 | 52 |
| JAGUAR XJR | 4 | 9 | 3 | 3 | 1 | 2 | 18 |
| JAGUAR XK8 | 5 | 19 | 5 | 7 | 9 | 7 | 47 |
| JAGUAR EXECUTIVE | 11 | 16 | 11 | 6 | 7 | 2 | 42 |
| JAGUAR XKR | 13 | 16 | 12 | 10 | 7 | 5 | 50 |
| JAGUAR S TYPE | 41 | 45 | 38 | 19 | 26 | 19 | 147 |
| JAGUAR S TYPE EXEC | 54 | 78 | 38 | 28 | 33 | 34 | 211 |
| JAGUAR X-TYPE | 7 | 10 | 4 | 7 | 1 | 4 | 26 |
| JAGUAR X-TYPE2.5V6SP | 7 | 10 | 6 | 2 | 8 | 2 | 28 |
| JAGUAR X-TYPE3.0V6EX | 9 | 12 | 8 | 2 | 6 | 4 | 32 |
| JAGUAR X-TYPE2.5V6EX | 41 | 43 | 23 | 15 | 19 | 21 | 121 |
| JAGUAR X-TYPE3.0V6SP | 4 | 5 | 1 | 2 | 1 | 4 | 13 |
| LANDROVER | | | | | | 1 | 1 |
| LANDROVER RANGE | 60 | 90 | 56 | 48 | 39 | 42 | 275 |
| LAND ROVER DISCOVERY | 49 | 96 | 59 | 20 | 26 | 31 | 232 |
| LANDROVER FREELANDER | 209 | 302 | 174 | 137 | 121 | 171 | 905 |
| LANDROVER DEFENDER | 21 | 26 | 14 | 8 | 17 | 20 | 85 |
| LANDROVER DEFENDER 90 | 1 | | | | | | |
| LOTUS | 1 | | | | | | |
| LOTUS ESPRIT | | 1 | | | | 1 | 2 |
| LOTUS ELISE | 6 | 2 | 7 | 1 | 5 | 3 | 18 |
| LOTUS ELISE 111S | | | | | | 1 | 1 |
| LOTUS 340R | | 1 | | | | | 1 |
| LOTUS EXIGE | | 1 | | | 2 | | 3 |
| LOTUS ELISE SPORT | 1 | 1 | | | 1 | | 2 |
| MG ZT | | | 1 | | | | 1 |
| MG F | 10 | 23 | 29 | 8 | 11 | 15 | 86 |
| MG MGF | 1 | 4 | 2 | 2 | 3 | 4 | 15 |
| MG ZT-T | | | 1 | | | | 1 |
| MG ZS180 | | | 1 | | | | 1 |

**TABEAU 11. - REPARTITION DES VOITURES NEUVES, MISES EN CIRCULATION
PAR PROVINCE ET PAR MARQUE**

ANNEE 2001

(SUITE)

| PAYS DE PROVENANCE ET MARQUES | REGION WALLONNE | | | | | | LE ROYAUME |
|----------------------------------|-------------------|---------|-------|-----------------|-------|-------|---------------|
| | BRABANT WALLON | HAINAUT | LIEGE | LUXEM- BOURG | NAMUR | TOTAL | |
| FIAT MAREA | 9 | 35 | 16 | 58 | 11 | 129 | 546 |
| FIAT MAREA WEEKEND | 3 | 7 | 4 | | | 14 | 37 |
| FIAT PALIO WEEKEND | 8 | 12 | 7 | 8 | 6 | 41 | 112 |
| FIAT SEICENTO | 48 | 144 | 159 | 14 | 41 | 406 | 743 |
| FIAT DUCATO | 3 | 9 | 8 | 3 | 3 | 26 | 83 |
| FIAT MULTIPLA | 35 | 77 | 67 | 206 | 30 | 415 | 1 064 |
| FIAT 230 CPMAC | | | | | | | 1 |
| IVECO | | 4 | 4 | | 3 | 11 | 59 |
| IVECO 60C15 | | | | | | | 1 |
| IVECO 65C15CCS | | | | | | | 1 |
| IVECO 50C13RS | | | | | | | 3 |
| IVECO DAILY | | | | | | | 1 |
| IVECO 65C15 | | | | | | | 2 |
| IVECO 35C13CCS | | | | | 1 | 1 | 1 |
| IVECO 35C13 | | | | | | | 1 |
| LAMBORGHINI DIABLO | | | | | | | 1 |
| LANCIA DELTA | | | | | | | 1 |
| LANCIA Z | 4 | 4 | 6 | 2 | 2 | 18 | 151 |
| LANCIA K | | 6 | 2 | 2 | 1 | 11 | 60 |
| LANCIA Y | 33 | 59 | 63 | 19 | 18 | 192 | 1 257 |
| LANCIA LYBRA | 22 | 95 | 85 | 34 | 25 | 261 | 1 020 |
| MASERATI | | | | | | | 1 |
| MASERATI 4 PORTE | | | | | | | 1 |
| MASERATI QUATTROPORTE | | | | | | | 1 |
| MASERATI 3200GT | | 1 | 1 | | 1 | 3 | 26 |
| TOTAL | 961 | 2 682 | 2 354 | 1 102 | 711 | 7 810 | 26 029 |
| PAYS-BAS | | | | | | | |
| DAF | | | | | | | 1 |
| TOTAL | | | | | | | 1 |
| ROYAUME-UNI | | | | | | | |
| ASTON MARTIN DB 7 | 2 | 1 | | | | 3 | 26 |
| ASTON MARTIN V12VANQ | | | | | | | 2 |
| MINI MINI | 1 | | 3 | 2 | | 6 | 22 |
| BENTLEY AZURE | 1 | | | | | 1 | 1 |
| BENTLEY | 1 | | | | | 1 | 3 |
| BENTLEY ARNAGE | | | | | | | 14 |
| DAIMLER SUPER V8 | | 1 | | | | 1 | 18 |
| DAIMLER V8 | | | | | | | 25 |
| FORD MONDEO | 145 | 433 | 485 | 144 | 164 | 1 371 | 8 245 |
| JAGUAR | | | | | | | 1 |
| JAGUAR SOVEREIGN | 3 | | 4 | | 1 | 8 | 69 |
| JAGUAR XJR | 1 | | | | | 1 | 23 |
| JAGUAR XK8 | 4 | 2 | 1 | 1 | 2 | 10 | 62 |
| JAGUAR EXECUTIVE | 2 | 1 | 1 | | 1 | 5 | 58 |
| JAGUAR XKR | 1 | 1 | | | | 2 | 65 |
| JAGUAR S TYPE | 8 | 12 | 7 | 2 | 1 | 30 | 218 |
| JAGUAR S TYPE EXEC | 8 | 10 | 11 | | 8 | 37 | 302 |
| JAGUAR X-TYPE | | | 4 | | | 4 | 37 |
| JAGUAR X-TYPE2.5V6SP | 1 | 1 | 4 | 1 | | 7 | 42 |
| JAGUAR X-TYPE3.0V6EX | | 5 | 3 | 1 | | 9 | 50 |
| JAGUAR X-TYPE2.5V6EX | 12 | 8 | 7 | 1 | 2 | 30 | 192 |
| JAGUAR X-TYPE3.0V6SP | 1 | | 1 | 1 | | 3 | 20 |
| LANDROVER | | | | | | | 1 |
| LANDROVER RANGE | 14 | 9 | 18 | 4 | 5 | 50 | 385 |
| LAND ROVER DISCOVERY | 12 | 19 | 16 | 4 | 5 | 56 | 337 |
| LANDROVER FREELANDER | 73 | 79 | 113 | 28 | 43 | 336 | 1 450 |
| LANDROVER DEFENDER | 4 | 6 | 5 | 4 | 2 | 21 | 127 |
| LANDROVER DEFENDER 90 | | | | | | | 1 |
| LOTUS | | | | | | | 1 |
| LOTUS ESPRIT | | 1 | | | | 1 | 3 |
| LOTUS ELISE | 1 | 3 | 7 | 1 | 1 | 13 | 37 |
| LOTUS ELISE 111S | | | | | | | 1 |
| LOTUS 340R | | | | | | | 1 |
| LOTUS EXIGE | | | | | | | 3 |
| LOTUS ELISE SPORT | | | | | | | 3 |
| MG ZT | | | | | | | 1 |
| MG F | 4 | 9 | 12 | | 3 | 28 | 124 |
| MG MGF | | | 2 | | 1 | 3 | 19 |
| MG ZT-T | | | | | | | 1 |
| MG ZS180 | | | | | | | 1 |

**TABEAU 11. - REPARTITION DES VOITURES NEUVES, MISES EN CIRCULATION
PAR PROVINCE ET PAR MARQUE**

ANNEE 2001

(SUITE)

| PAYS DE PROVENANCE ET MARQUES | REGION BRUXEL- LOISE | REGION FLAMANDE | | | | | TOTAL |
|----------------------------------|----------------------------|-----------------|--------------------|----------|----------------------|------------------------|-------|
| | | ANVERS | BRABANT FLAMAND | LIMBOURG | FLANDRE ORIENTALE | FLANDRE OCCIDENTALE | |
| RUSH 2000 | | 1 | | | | | 1 |
| MORGAN PLUS 8 | 1 | | | 1 | | | 1 |
| MORGAN 4/4 1800 | 4 | | 1 | | | 2 | 3 |
| MORGAN AERO 8 | 1 | | | | | | 1 |
| ROLLS - ROYCE SERAPH | 1 | | | | | | 1 |
| ROVER 75 | 208 | 195 | 256 | 86 | 121 | 150 | 808 |
| ROVER 214 | | | 1 | | | | 1 |
| ROVER 416 | | 1 | | | | | 1 |
| ROVER MINI | | | | | 1 | | 1 |
| ROVER 220 | | | | | | | |
| ROVER 200 | | 3 | 1 | | | | 4 |
| ROVER 600 | | | | | 2 | | 2 |
| ROVER RANGE | | 3 | | | | 2 | 5 |
| ROVER 400 | | | 1 | 1 | 1 | | 3 |
| ROVER 25 | 69 | 89 | 74 | 40 | 75 | 76 | 354 |
| ROVER 45 | 61 | 71 | 81 | 37 | 65 | 60 | 314 |
| TVR CHIMAERA | | | | | | | |
| VAUXHALL ZAFIRA | | | 1 | | | | 1 |
| TOTAL | 2 205 | 2 668 | 2 353 | 1 834 | 1 279 | 1 459 | 9 593 |
| SUEDE | | | | | | | |
| SAAB MONTE CARLO | 161 | 168 | 231 | 25 | 62 | 76 | 562 |
| SAAB 9-3 | 312 | 314 | 434 | 73 | 170 | 136 | 1 127 |
| SCANIA P94DB4X2NB | | 1 | | | | | 1 |
| VOLVO | | | 1 | | | | 1 |
| VOLVO 960 | | | | | | 1 | 1 |
| VOLVO V 40 | 440 | 1 542 | 842 | 94 | 248 | 263 | 2 989 |
| VOLVO S 40 | 198 | 296 | 268 | 120 | 158 | 143 | 985 |
| VOLVO V 70 | 297 | 548 | 384 | 51 | 252 | 153 | 1 388 |
| VOLVO S 90 | | | 1 | | | | 1 |
| VOLVO C70 | 26 | 51 | 33 | 14 | 35 | 25 | 158 |
| VOLVO S80 | 145 | 269 | 182 | 52 | 105 | 84 | 692 |
| VOLVO S 60 | 224 | 493 | 343 | 82 | 229 | 167 | 1 314 |
| TOTAL | 1 803 | 3 682 | 2 719 | 511 | 1 259 | 1 048 | 9 219 |
| REPUBLIQUE TCHEQUE | | | | | | | |
| SKODA OCTAVIA | 582 | 495 | 352 | 141 | 278 | 232 | 1 498 |
| SKODA FELICIA | 9 | 52 | 16 | 10 | 15 | 16 | 109 |
| SKODA FABIA | 555 | 652 | 341 | 276 | 340 | 258 | 1 867 |
| TOTAL | 1 146 | 1 199 | 709 | 427 | 633 | 506 | 3 474 |
| U.S.A. | | | | | | | |
| CADILLAC | | 1 | | | 1 | | 2 |
| CADILLAC DE VILLE | | 1 | | | | | 1 |
| CADILLAC SEVILLE | 6 | 11 | 7 | 1 | 4 | 3 | 26 |
| CADILLAC 6KH69 | | | 4 | | 1 | 2 | 7 |
| CHEVROLET | | 1 | | | | | 1 |
| CHEVROLET CORVETTE | 1 | 11 | 3 | 2 | 4 | 1 | 21 |
| CHEVROLET MALIBU | | | | | | | |
| CHEVROLET CAMARO | 5 | 7 | 1 | 5 | 4 | 2 | 19 |
| CHEVROLET BLAZER | | 2 | 1 | | | | 3 |
| CHEVROLET LAGUNA | 2 | 3 | | | 1 | | 4 |
| CHEVROLET SUBURDA | | 1 | | | | | 1 |
| CHEVROLET CAVALIER | | | | | | | |
| CHEVROLET BERETTA | | 1 | | | | | 1 |
| CHEVROLET TRANSPORTER | 4 | 14 | 5 | 1 | 2 | 1 | 23 |
| CHEVROLET TRACKER | | | | | | | |
| CHEVROLET ALERO | 17 | 27 | 17 | 4 | 25 | 11 | 84 |
| CHEVROLET TAHOE | 1 | 5 | | | 1 | 1 | 7 |
| CHEVROLET 2500 | | 1 | | | | | 1 |
| CHRYSLER | | | 1 | | | | 1 |
| CHRYSLER VOYAGER | 24 | 29 | 32 | 6 | 17 | 7 | 91 |
| CHRYSLER VOYAGER | 20 | 15 | 17 | 3 | 11 | 7 | 53 |
| CHRYSLER GVOYAGER RG | 168 | 108 | 169 | 24 | 69 | 69 | 439 |
| CHRYSLER VOYAGER RG | 117 | 48 | 118 | 15 | 35 | 32 | 248 |
| CHRYSLER NEON-PL | 8 | 6 | 33 | | 4 | 4 | 47 |
| CHRYSLER | 21 | 26 | 26 | 11 | 12 | 8 | 83 |
| CHRYSLER STRATUS | 5 | 4 | 9 | 3 | 1 | 2 | 19 |
| CHRYSLER SEBRING | 60 | 37 | 49 | 10 | 20 | 10 | 126 |

**TABLEAU 11. - REPARTITION DES VOITURES NEUVES, MISES EN CIRCULATION
PAR PROVINCE ET PAR MARQUE**

ANNEE 2001

(SUITE)

| PAYS DE PROVENANCE ET MARQUES | REGION WALLONNE | | | | | | LE ROYAUME |
|----------------------------------|-------------------|------------|------------|-----------------|------------|--------------|---------------|
| | BRABANT WALLON | HAINAUT | LIEGE | LUXEM- BOURG | NAMUR | TOTAL | |
| RUSH 2000 | | | | | | | 1 |
| MORGAN PLUS 8 | | | | | | | 2 |
| MORGAN 4/4 1800 | 2 | 1 | | | | 3 | 10 |
| MORGAN AERO 8 | | | | | | | 1 |
| ROLLS - ROYCE SERAPH | | | | | | | 1 |
| ROVER 75 | 23 | 72 | 41 | 16 | 19 | 171 | 1 187 |
| ROVER 214 | | | | | | | 1 |
| ROVER 416 | | | | | | | 1 |
| ROVER MINI | | | | | | | 1 |
| ROVER 220 | | 1 | | | | 1 | 1 |
| ROVER 200 | | | 1 | | | 1 | 5 |
| ROVER 600 | | | | | | | 2 |
| ROVER RANGE | 1 | | | | | 1 | 6 |
| ROVER 400 | | | 1 | | | 1 | 4 |
| ROVER 25 | 27 | 55 | 77 | 16 | 23 | 198 | 621 |
| ROVER 45 | 18 | 44 | 65 | 13 | 21 | 161 | 536 |
| TVR CHIMAERA | 1 | | | | | 1 | 1 |
| VAUXHALL ZAFIRA | | | | | | | 1 |
| TOTAL | 371 | 774 | 889 | 239 | 302 | 2 575 | 14 373 |
| SUEDE | | | | | | | |
| SAAB MONTE CARLO | 27 | 31 | 16 | 5 | 3 | 82 | 805 |
| SAAB 9-3 | 41 | 58 | 58 | 11 | 14 | 182 | 1 621 |
| SCANIA P940B4X2NB | | | | | | | 1 |
| VOLVO | | | | | | | 1 |
| VOLVO 960 | | | | | | | 1 |
| VOLVO V 40 | 30 | 116 | 104 | 34 | 68 | 352 | 3 781 |
| VOLVO S 40 | 21 | 95 | 56 | 14 | 43 | 229 | 1 412 |
| VOLVO V 70 | 46 | 71 | 17 | 7 | 23 | 164 | 1 849 |
| VOLVO S 90 | | | | | | | 1 |
| VOLVO C70 | 5 | 14 | 6 | 2 | 1 | 28 | 212 |
| VOLVO S80 | 11 | 39 | 25 | 4 | 14 | 93 | 930 |
| VOLVO S 60 | 43 | 88 | 57 | 19 | 34 | 241 | 1 779 |
| TOTAL | 224 | 512 | 339 | 96 | 200 | 1 371 | 12 393 |
| REPUBLIQUE TCHEQUE | | | | | | | |
| SKODA OCTAVIA | 94 | 372 | 303 | 82 | 139 | 990 | 3 070 |
| SKODA FELICIA | 8 | 30 | 14 | 8 | 30 | 90 | 208 |
| SKODA FABIA | 166 | 560 | 471 | 128 | 173 | 1 498 | 3 920 |
| TOTAL | 268 | 962 | 788 | 218 | 342 | 2 578 | 7 198 |
| U.S.A. | | | | | | | |
| CADILLAC | | | | | | | 2 |
| CADILLAC DE VILLE | | | | | | | 1 |
| CADILLAC SEVILLE | 3 | 2 | 3 | | 1 | 9 | 41 |
| CADILLAC 6KH69 | | | | | | | 7 |
| CHEVROLET | | 1 | | | | 1 | 2 |
| CHEVROLET CORVETTE | 1 | 2 | | | 1 | 4 | 26 |
| CHEVROLET MALIBU | | 1 | | | | 1 | 1 |
| CHEVROLET CAMARO | | 1 | 1 | | | 2 | 26 |
| CHEVROLET BLAZER | | 1 | | | | 1 | 4 |
| CHEVROLET LAGUNA | | | | | | | 6 |
| CHEVROLET SUBURDA | | | | | | | 1 |
| CHEVROLET CAVALIER | | 2 | | | | 2 | 2 |
| CHEVROLET BERETTA | | | | | | | 1 |
| CHEVROLET TRANSPORTER | | | 2 | | 2 | 4 | 31 |
| CHEVROLET TRACKER | | 1 | | | | 1 | 1 |
| CHEVROLET ALERO | 2 | 7 | 3 | 2 | 2 | 16 | 117 |
| CHEVROLET TAHOE | | 3 | | | | 3 | 11 |
| CHEVROLET 2500 | | | | | | | 1 |
| CHRYSLER | | | | | | | 1 |
| CHRYSLER VOYAGER | 2 | 7 | 11 | | 3 | 23 | 138 |
| CHRYSLER VOYAGER | 7 | 4 | 6 | | 2 | 19 | 92 |
| CHRYSLER GVOYAGER RG | 26 | 38 | 26 | 2 | 11 | 103 | 710 |
| CHRYSLER VOYAGER RG | 15 | 26 | 20 | 6 | 4 | 71 | 436 |
| CHRYSLER NEON-PL | 1 | 5 | 8 | 1 | 1 | 16 | 71 |
| CHRYSLER | 2 | 6 | 7 | | 4 | 19 | 123 |
| CHRYSLER STRATUS | 1 | 1 | 2 | | | 4 | 28 |
| CHRYSLER SEBRING | 8 | 9 | 11 | 1 | 6 | 35 | 221 |

**TABEAU 11. - REPARTITION DES VOITURES NEUVES, MISES EN CIRCULATION
PAR PROVINCE ET PAR MARQUE**

ANNEE 2001

(SUITE)

| PAYS DE PROVENANCE ET MARQUES | REGION BRUXEL- LOISE | REGION FLAMANDE | | | | | TOTAL |
|----------------------------------|----------------------------|-----------------|--------------------|------------|---------------------------|-----------------------------|--------------|
| | | ANVERS | BRABANT FLAMAND | LIMBOURG | FLANDRE ORIEN- TALE | FLANDRE OCCIDEN- TALE | |
| CHRYSLER 300M | 19 | 22 | 17 | 3 | 13 | 11 | 66 |
| CHRYSLER PT CRUISER | 135 | 152 | 143 | 50 | 83 | 64 | 492 |
| DODGE | | | 1 | | | | 1 |
| DODGE CARAVAN | | | | | | | |
| DODGE RAM | | | 1 | | | | 1 |
| DODGE NEON | | | | | | | |
| DODGE DAKOTA | | | 1 | | | | 1 |
| FORD MUSTANG | 3 | | | 1 | 1 | | 2 |
| FORD MERCURY | | | | | | | |
| FORD WINDSTAR | 7 | 9 | 6 | | 3 | 2 | 20 |
| FORD PUMA | 15 | 30 | 21 | 46 | 32 | 21 | 150 |
| FORD | | | 1 | | | | 1 |
| FORD | 165 | 253 | 81 | 81 | 116 | 75 | 606 |
| FORD COUGAR | 4 | 11 | 9 | 24 | 6 | 8 | 58 |
| FORD P72 | | | 4 | | | 1 | 5 |
| JEEP CHEROKEE | 71 | 27 | 43 | 6 | 19 | 9 | 104 |
| JEEP WRANGLER | 13 | 8 | 6 | 4 | 7 | 3 | 28 |
| JEEP GRD CHEROKEE | | | 1 | | | | 1 |
| JEEP GRAND CHEROKEE | 126 | 60 | 69 | 16 | 29 | 18 | 192 |
| LINCOLN | | | 1 | | | | 1 |
| LINCOLN TOWN CAR | | | | | 1 | 1 | 2 |
| LINCOLN NAVIGATOR | 3 | 5 | | | | | 5 |
| LINCOLN MB1 | | | 3 | | 1 | | 4 |
| PONTIAC FIREBIRD | | | | | | | |
| PONTIAC GRAND AM | | | | | | | |
| TOTAL | 1 020 | 936 | 899 | 317 | 523 | 373 | 3 048 |
| JAPON | | | | | | | |
| DAIHATSU CUORE | 14 | 46 | 21 | 4 | 21 | 17 | 109 |
| DAIHATSU ROCKY | 1 | 1 | 1 | 1 | | | 3 |
| DAIHATSU GRAN MOVE | 1 | 7 | 8 | 1 | 11 | 14 | 41 |
| DAIHATSU MOVE | 2 | 12 | 8 | | 2 | 3 | 25 |
| DAIHATSU THERIOS | 10 | 20 | 8 | 5 | 12 | 5 | 50 |
| DAIHATSU MIRA | | | 1 | | | | 1 |
| DAIHATSU SIRION | 9 | 38 | 45 | 11 | 24 | 24 | 142 |
| DAIHATSU L700 | | | 1 | | | | 1 |
| DAIHATSU YRV | 10 | 21 | 17 | 4 | 13 | 6 | 61 |
| DATSUN | 3 | 10 | 10 | 2 | 14 | 5 | 41 |
| NISSAN MICRA | 183 | 299 | 268 | 116 | 175 | 179 | 1 037 |
| NISSAN PRIMERA | 211 | 596 | 462 | 202 | 323 | 198 | 1 781 |
| NISSAN PATROL | 1 | | | | | | |
| NISSAN SENTRA | | | | | | | |
| NISSAN CIMA | | | | | | | |
| NISSAN PATHFINDER | | 1 | 1 | | | | 2 |
| NISSAN SERENA | | 1 | | | | | 1 |
| NISSAN TERRANO II | 85 | 88 | 34 | 13 | 16 | 18 | 169 |
| NISSAN PATROL GR | 54 | 70 | 39 | 18 | 38 | 22 | 187 |
| NISSAN MAXIMA QX | 16 | 25 | 15 | 11 | 6 | 7 | 64 |
| NISSAN ALMERA | 263 | 514 | 383 | 154 | 259 | 222 | 1 532 |
| NISSAN VANETTE CARGO | 4 | 1 | 3 | 1 | 1 | 3 | 9 |
| NISSAN TINO | | | | | | | |
| NISSAN ALMERA TINO | 70 | 195 | 163 | 61 | 99 | 92 | 610 |
| NISSAN X-TRAIL | | 6 | 2 | | | 1 | 9 |
| HONDA CIVIC | 110 | 151 | 76 | 44 | 189 | 115 | 575 |
| HONDA ACCORD | 46 | 38 | 28 | 11 | 71 | 46 | 194 |
| HONDA PRELUDE | | | | | | | |
| HONDA JAZZ | | | | | 9 | | 9 |
| HONDA LEGEND | 1 | | | 1 | 3 | 1 | 5 |
| HONDA ODYSSEY | | | | | | | |
| HONDA CR-V | 102 | 43 | 23 | 11 | 41 | 47 | 165 |
| HONDA HR V | 48 | 38 | 41 | 13 | 73 | 50 | 215 |
| HONDA LOGO | 28 | 20 | 17 | 5 | 37 | 24 | 103 |
| HONDA S2000 | 34 | 10 | 6 | 4 | 9 | 9 | 38 |
| HONDA CIVIC 2DR | 19 | 23 | 23 | 10 | 31 | 20 | 107 |
| HONDA ACCORD-SEDAN | 14 | 9 | 3 | 3 | 23 | 5 | 43 |
| HONDA ACCORD-HATCH | 5 | 5 | 4 | 2 | 29 | | 40 |
| HONDA HONDA STREAM | 17 | 10 | 10 | 7 | 31 | 11 | 69 |
| HONDA CIVIC 3 DR | 18 | 15 | 16 | 8 | 34 | 14 | 87 |
| HONDA CIVIC 5DR | 3 | 3 | 2 | | 7 | 1 | 13 |
| ISUZU TROOPER | | | | | | 2 | 2 |
| LEXUS GS 300 | 9 | 20 | 19 | 6 | 10 | 4 | 59 |
| LEXUS LS 400 | | 2 | | | | | 2 |
| LEXUS IS 200 | 27 | 29 | 41 | 7 | 11 | 12 | 100 |
| LEXUS RX300 | 40 | 59 | 52 | 13 | 10 | 19 | 153 |
| LEXUS SC430 | 4 | 5 | 1 | | 4 | 2 | 12 |

**TABLEAU 11. - REPARTITION DES VOITURES NEUVES, MISES EN CIRCULATION
PAR PROVINCE ET PAR MARQUE
ANNEE 2001**

(SUITE)

| PAYS DE PROVENANCE ET MARQUES | REGION WALLONNE | | | | | | LE ROYAUME |
|----------------------------------|-------------------|------------|------------|-----------------|------------|------------|---------------|
| | BRABANT WALLON | HAINAUT | LIEGE | LUXEM- BOURG | NAMUR | TOTAL | |
| CHRYSLER 300M | 3 | 8 | 3 | | 1 | 15 | 100 |
| CHRYSLER PT CRUISER | 29 | 66 | 55 | 14 | 21 | 185 | 812 |
| DODGE | | 1 | | | | 1 | 2 |
| DODGE CARAVAN | | 1 | | | | 1 | 1 |
| DODGE RAM | | | | | | | 1 |
| DODGE NEON | | 2 | | | | 2 | 2 |
| DODGE DAKOTA | | | | | | | 1 |
| FORD MUSTANG | | | | | | | 5 |
| FORD MERCURY | | 1 | | | | 1 | 1 |
| FORD WINDSTAR | 1 | 1 | | | 1 | 3 | 30 |
| FORD PUMA | 9 | 17 | 26 | 3 | 6 | 61 | 226 |
| FORD | | | | | | | 1 |
| FORD | 17 | 62 | 77 | 23 | 28 | 207 | 978 |
| FORD COUGAR | 3 | 12 | 11 | 5 | 2 | 33 | 95 |
| FORD P72 | | | | | 1 | 1 | 6 |
| JEEP CHEROKEE | 5 | 11 | 12 | 1 | 7 | 36 | 211 |
| JEEP WRANGLER | 3 | 2 | 3 | 2 | 3 | 13 | 54 |
| JEEP GRD CHEROKEE | | | 1 | | | 1 | 2 |
| JEEP GRAND CHEROKEE | 20 | 19 | 13 | | 6 | 58 | 376 |
| LINCOLN | | | | | | | 1 |
| LINCOLN TOWN CAR | | | | | | | 2 |
| LINCOLN NAVIGATOR | | 1 | | | | 1 | 9 |
| LINCOLN M81 | | | | | 1 | 1 | 5 |
| PONTIAC FIREBIRD | | 1 | | | | 1 | 1 |
| PONTIAC GRAND AM | | 1 | | | | 1 | 1 |
| TOTAL | 158 | 323 | 301 | 60 | 114 | 956 | 5 024 |
| JAPON | | | | | | | |
| DAIHATSU CUORE | 3 | 69 | 26 | 5 | 8 | 111 | 234 |
| DAIHATSU ROCKY | | | 1 | 1 | | 2 | 6 |
| DAIHATSU GRAN MOVE | 3 | 20 | 1 | | 3 | 27 | 69 |
| DAIHATSU MOVE | | 27 | 6 | 3 | 3 | 39 | 66 |
| DAIHATSU THERIOS | | 27 | 12 | 17 | 5 | 61 | 121 |
| DAIHATSU MIRA | | | | | | | 1 |
| DAIHATSU SIRION | 4 | 57 | 23 | 5 | 13 | 102 | 253 |
| DAIHATSU L700 | | | | | | | 1 |
| DAIHATSU YRV | 2 | 32 | 7 | 7 | 7 | 55 | 126 |
| DATSUN | | 6 | 4 | 1 | 1 | 12 | 56 |
| NISSAN MICRA | 76 | 219 | 192 | 57 | 62 | 606 | 1 826 |
| NISSAN PRIMERA | 79 | 308 | 157 | 68 | 79 | 691 | 2 683 |
| NISSAN PATROL | | | | | | | 1 |
| NISSAN SENTRA | | 1 | | | | 1 | 1 |
| NISSAN CIMA | 1 | | | | | 1 | 1 |
| NISSAN PATHFINDER | | | | | | | 2 |
| NISSAN SERENA | | | | | | | 1 |
| NISSAN TERRANO II | 11 | 34 | 16 | 6 | 20 | 87 | 341 |
| NISSAN PATROL GR | 10 | 39 | 18 | 5 | 13 | 85 | 326 |
| NISSAN MAXIMA QX | 5 | 12 | 8 | 1 | 2 | 28 | 108 |
| NISSAN ALMERA | 99 | 307 | 239 | 121 | 96 | 862 | 2 657 |
| NISSAN VANETTE CARGO | | 1 | | | 1 | 2 | 15 |
| NISSAN TINO | 1 | | | | | 1 | 1 |
| NISSAN ALMERA TINO | 29 | 107 | 85 | 30 | 30 | 281 | 961 |
| NISSAN X-TRAIL | | | | | 1 | 1 | 10 |
| HONDA CIVIC | 31 | 165 | 164 | 70 | 35 | 465 | 1 150 |
| HONDA ACCORD | 8 | 47 | 27 | 12 | 7 | 101 | 341 |
| HONDA PRELUDE | | | 1 | | | 1 | 1 |
| HONDA JAZZ | | | | | | | 9 |
| HONDA LEGEND | | | | | | | 6 |
| HONDA ODYSSEY | | 1 | | | | 1 | 1 |
| HONDA CR-V | 7 | 20 | 15 | 16 | 5 | 63 | 330 |
| HONDA HR V | 7 | 32 | 67 | 16 | 11 | 133 | 396 |
| HONDA LOGO | 4 | 32 | 24 | 15 | 9 | 84 | 215 |
| HONDA S2000 | 2 | 6 | 6 | 1 | 1 | 16 | 88 |
| HONDA CIVIC 2DR | 7 | 30 | 47 | 17 | 7 | 108 | 234 |
| HONDA ACCORD-SEDAN | 2 | 6 | 8 | 6 | | 22 | 79 |
| HONDA ACCORD-HATCH | 1 | 3 | 4 | 2 | 1 | 11 | 56 |
| HONDA HONDA STREAM | 1 | 16 | 6 | 7 | 3 | 33 | 119 |
| HONDA CIVIC 3 DR | 8 | 34 | 18 | 4 | 9 | 73 | 178 |
| HONDA CIVIC 5DR | 1 | 3 | 1 | | | 5 | 21 |
| ISUZU TROOPER | | | 1 | | | 1 | 3 |
| LEXUS GS 300 | 12 | 1 | 1 | | | 14 | 82 |
| LEXUS LS 400 | | | | | | | 2 |
| LEXUS IS 200 | 46 | 4 | 9 | 4 | 2 | 65 | 192 |
| LEXUS RX300 | 23 | 4 | 6 | | 1 | 34 | 227 |
| LEXUS SC430 | 4 | 1 | | | | 5 | 21 |

**TABEAU 11. - REPARTITION DES VOITURES NEUVES, MISES EN CIRCULATION
PAR PROVINCE ET PAR MARQUE**

ANNEE 2001

(SUITE)

| PAYS DE PROVENANCE ET MARQUES | REGION BRUXEL- LOISE | REGION FLAMANDE | | | | | TOTAL |
|----------------------------------|----------------------------|-----------------|--------------------|----------|-----------------------------|-------------------------------|--------|
| | | ANVERS | BRABANT FLAMAND | LIMBOURG | FLANDRE ORIENTE- TALE | FLANDRE OCCIDENTE- TALE | |
| LEXUS GS430 | 1 | 3 | 1 | | 2 | 2 | 8 |
| LEXUS LS 430 | 7 | 30 | 12 | 3 | 9 | 6 | 60 |
| LEXUS IS300 | 4 | 1 | 2 | | | | 3 |
| MAZDA RX 5 | 13 | 26 | 13 | 4 | 21 | 13 | 77 |
| MAZDA 121 | 19 | 53 | 27 | 16 | 58 | 35 | 189 |
| MAZDA 323 | 7 | 21 | 17 | 17 | 32 | 31 | 118 |
| MAZDA 626 | 48 | 218 | 87 | 42 | 137 | 62 | 546 |
| MAZDA MPV | 20 | 17 | 9 | 4 | 9 | 16 | 55 |
| MAZDA MX5 | 20 | 31 | 19 | 10 | 21 | 30 | 111 |
| MAZDA MX3 | | 1 | | | | | 1 |
| MAZDA XEDOS 6 | | | | | 1 | | 1 |
| MAZDA XEDOS - 9 | 1 | 10 | 3 | | 2 | 1 | 16 |
| MAZDA 323 F | 83 | 207 | 139 | 39 | 180 | 87 | 652 |
| MAZDA DAMIO | 35 | 95 | 63 | 19 | 52 | 57 | 286 |
| MAZDA PREMACY | 38 | 96 | 57 | 12 | 82 | 50 | 297 |
| MITSUBISHI | 2 | | | | | | |
| MITSUBISHI GALANT | 32 | 94 | 43 | 27 | 43 | 33 | 240 |
| MITSUBISHI COLT | 16 | 53 | 34 | 7 | 34 | 9 | 137 |
| MITSUBISHI PAJERO | 46 | 126 | 44 | 25 | 30 | 40 | 265 |
| MITSUBISHI 3000 GT | | | | | 2 | | 2 |
| MITSUBISHI CARISMA | 211 | 228 | 146 | 57 | 119 | 88 | 638 |
| MITSUBISHI SPACE WAG | 69 | 148 | 134 | 28 | 64 | 48 | 422 |
| MITSUBISHI SPACE RUN | 9 | 17 | 7 | 1 | 8 | 3 | 36 |
| MITSUBISHI SPACE STA | 2 | 9 | 1 | | 3 | 4 | 17 |
| MITSUBISHI SPACESTAR | 145 | 312 | 327 | 110 | 202 | 158 | 1 109 |
| MITSUBISHI PAJERO SP | 21 | 38 | 30 | 9 | 20 | 17 | 114 |
| MITSUBISHI PAJERO PI | 29 | 225 | 45 | 22 | 50 | 36 | 378 |
| SUZUKI LIANA | 15 | 17 | 19 | 9 | 19 | 17 | 81 |
| SUZUKI ALTO | 33 | 20 | 21 | 12 | 19 | 14 | 86 |
| SUZUKI SWIFT | 25 | 27 | 29 | 19 | 45 | 20 | 140 |
| SUZUKI SAMURAI | 4 | 4 | 5 | 2 | 7 | 6 | 24 |
| SUZUKI VITARA | 5 | 21 | 14 | 19 | 20 | 19 | 93 |
| SUZUKI BALENO | 37 | 74 | 31 | 23 | 57 | 34 | 219 |
| SUZUKI X 90 | | | | 1 | | | 1 |
| SUZUKI WAGON R | 162 | 182 | 116 | 51 | 152 | 102 | 603 |
| SUZUKI GRAND VITARA | 26 | 84 | 48 | 21 | 46 | 31 | 230 |
| SUZUKI JINNY | 43 | 32 | 40 | 21 | 35 | 23 | 151 |
| SUZUKI GT GRD VITARA | 7 | 29 | 18 | 11 | 7 | 11 | 76 |
| SUZUKI FT GRD VITARA | 11 | 14 | 19 | 1 | 12 | 6 | 52 |
| SUZUKI IGNIS | 48 | 63 | 32 | 24 | 49 | 32 | 200 |
| SUBARU JUSTY | 2 | 2 | 3 | | 4 | 5 | 14 |
| SUBARU LEGACY | 12 | 12 | 18 | 1 | 5 | 8 | 44 |
| SUBARU VIVID | | 3 | 2 | | | | 5 |
| SUBARU IMPREZA | 19 | 36 | 39 | 8 | 16 | 21 | 120 |
| SUBARU | 10 | 24 | 17 | 7 | 5 | 13 | 66 |
| TOYOTA | 4 | | 1 | | | 1 | 2 |
| TOYOTA CORONA | 3 | | | | | | |
| TOYOTA PRADO | 7 | | 9 | | 5 | 1 | 15 |
| TOYOTA COROLLA | 254 | 449 | 775 | 184 | 396 | 214 | 2 018 |
| TOYOTA CARINA | 1 | | | | | | |
| TOYOTA CELICA | 18 | 45 | 52 | 23 | 23 | 10 | 153 |
| TOYOTA CALBINA | 1 | | | | | | |
| TOYOTA LAND CRUIS | 84 | 105 | 100 | 24 | 43 | 31 | 303 |
| TOYOTA CAMRY | 5 | 5 | 15 | 3 | 1 | | 24 |
| TOYOTA MR | 9 | 20 | 75 | 12 | 16 | 13 | 136 |
| TOYOTA | 2 | | | | | | |
| TOYOTA LEXUS | 1 | | | | | | |
| TOYOTA PREVIA | 63 | 80 | 147 | 29 | 44 | 30 | 330 |
| TOYOTA RAV4 | 239 | 459 | 483 | 103 | 222 | 145 | 1 412 |
| TOYOTA AVENSIS VERSO | 33 | 49 | 115 | 19 | 21 | 14 | 218 |
| TOYOTA PICNIC | 37 | 82 | 118 | 40 | 71 | 43 | 354 |
| TOYOTA HIACHE | 10 | 43 | 34 | 6 | 8 | 7 | 98 |
| TOYOTA AVENSIS | 626 | 700 | 1 218 | 280 | 541 | 340 | 3 079 |
| TOYOTA PRIUS | 12 | 8 | 8 | 1 | | 1 | 18 |
| TOYOTA YARIS | 660 | 648 | 1 217 | 248 | 548 | 377 | 3 038 |
| TOYOTA YARIS VERSO | 80 | 125 | 178 | 23 | 74 | 61 | 461 |
| TOYOTA VITS | 1 | | | | | | |
| TOYOTA VISTA ARDEO | 1 | | | | | | |
| TOYOTA VEROSSA | 2 | | | | | | |
| TOTAL | 4 953 | 7 952 | 8 128 | 2 426 | 5 328 | 3 674 | 27 508 |
| RUSSIE | | | | | | | |
| LADA | 1 | | 1 | | | 1 | 2 |
| LADA VAZ NIVA | 2 | 3 | 5 | 4 | 4 | | 16 |
| LADA VAZ LADA 110 | 6 | 10 | 16 | 14 | 11 | 12 | 63 |

TABLEAU 11. - REPARTITION DES VOITURES NEUVES, MISES EN CIRCULATION
PAR PROVINCE ET PAR MARQUE
ANNEE 2001

(SUITE)

| PAYS DE PROVENANCE ET MARQUES | REGION WALLONNE | | | | | TOTAL | LE ROYAUME |
|----------------------------------|-------------------|---------|-------|-----------------|-------|--------|---------------|
| | BRABANT WALLON | HAINAUT | LIEGE | LUXEM- BOURG | NAMUR | | |
| LEXUS GS430 | 3 | | | | | 3 | 12 |
| LEXUS LS 430 | 10 | 2 | 1 | | 1 | 14 | 81 |
| LEXUS IS300 | 12 | | | | | 12 | 19 |
| MAZDA RX 5 | 2 | 13 | 10 | 2 | 3 | 30 | 120 |
| MAZDA 121 | 17 | 91 | 40 | 16 | 43 | 207 | 415 |
| MAZDA 323 | 3 | 18 | 8 | 5 | 10 | 44 | 169 |
| MAZDA 626 | 33 | 118 | 64 | 36 | 46 | 297 | 891 |
| MAZDA MPV | 7 | 10 | 3 | 1 | 6 | 27 | 102 |
| MAZDA MX5 | 5 | 9 | 13 | 4 | 7 | 38 | 169 |
| MAZDA MX3 | | | | | | | 1 |
| MAZDA XEDOS 6 | | | | | | | 1 |
| MAZDA XEDOS - 9 | | 4 | 1 | 1 | 2 | 8 | 25 |
| MAZDA 323 F | 43 | 190 | 94 | 52 | 98 | 477 | 1 212 |
| MAZDA DAMIO | 28 | 83 | 37 | 21 | 46 | 215 | 536 |
| MAZDA PREMACY | 15 | 60 | 34 | 13 | 28 | 150 | 485 |
| MITSUBISHI | | | | | | | 2 |
| MITSUBISHI GALANT | 5 | 37 | 42 | 5 | 11 | 100 | 372 |
| MITSUBISHI COLT | 7 | 27 | 31 | 6 | 11 | 82 | 235 |
| MITSUBISHI PAJERO | 14 | 29 | 18 | 6 | 7 | 74 | 385 |
| MITSUBISHI 3000 GT | | | | | | | 2 |
| MITSUBISHI CARISMA | 28 | 107 | 154 | 33 | 52 | 374 | 1 223 |
| MITSUBISHI SPACE WAG | 38 | 64 | 49 | 14 | 26 | 191 | 682 |
| MITSUBISHI SPACE RUN | 7 | 4 | 5 | 1 | 1 | 18 | 63 |
| MITSUBISHI SPACE STA | | 2 | 2 | | | 4 | 23 |
| MITSUBISHI SPACESTAR | 59 | 184 | 236 | 47 | 68 | 594 | 1 848 |
| MITSUBISHI PAJERO SP | 11 | 18 | 13 | 5 | 6 | 53 | 188 |
| MITSUBISHI PAJERO PI | 32 | 46 | 64 | 18 | 14 | 174 | 581 |
| SUZUKI LIANA | 3 | 17 | 8 | 8 | 2 | 38 | 134 |
| SUZUKI ALTO | 11 | 50 | 61 | 15 | 15 | 152 | 271 |
| SUZUKI SWIFT | 8 | 55 | 91 | 17 | 28 | 199 | 365 |
| SUZUKI SAMURAI | 3 | 7 | 6 | 10 | 14 | 42 | 70 |
| SUZUKI VITARA | 10 | 25 | 21 | 14 | 16 | 86 | 184 |
| SUZUKI BALENO | 15 | 47 | 52 | 25 | 27 | 166 | 422 |
| SUZUKI X 90 | | | | | | | 1 |
| SUZUKI WAGON R | 66 | 139 | 205 | 53 | 56 | 519 | 1 284 |
| SUZUKI GRAND VITARA | 16 | 42 | 49 | 37 | 37 | 181 | 437 |
| SUZUKI JINNY | 25 | 61 | 54 | 78 | 30 | 248 | 442 |
| SUZUKI GT GRD VITARA | 10 | 16 | 9 | 9 | 4 | 48 | 131 |
| SUZUKI FT GRD VITARA | 8 | 20 | 13 | 8 | 6 | 55 | 118 |
| SUZUKI IGNIS | 21 | 56 | 101 | 28 | 32 | 238 | 486 |
| SUBARU JUSTY | 2 | 4 | | 3 | 5 | 14 | 30 |
| SUBARU LEGACY | 5 | 5 | 5 | 1 | 6 | 22 | 78 |
| SUBARU VIVIO | | 2 | | 1 | 2 | 5 | 10 |
| SUBARU IMPREZA | 5 | 17 | 15 | 5 | 22 | 64 | 203 |
| SUBARU | 8 | 5 | 9 | 5 | 3 | 30 | 106 |
| TOYOTA | | 1 | | 1 | | 2 | 8 |
| TOYOTA CORONA | | | | | | | 3 |
| TOYOTA PRADO | 22 | | 2 | | | 24 | 46 |
| TOYOTA COROLLA | 160 | 498 | 349 | 108 | 190 | 1 305 | 3 577 |
| TOYOTA CARINA | | | | | | | 1 |
| TOYOTA CELICA | 17 | 37 | 27 | 11 | 9 | 101 | 272 |
| TOYOTA CALDINA | | | | | | | 1 |
| TOYOTA LAND CRUIS | 86 | 28 | 26 | 13 | 16 | 169 | 556 |
| TOYOTA CAMRY | 12 | 1 | 3 | | | 16 | 45 |
| TOYOTA MR | 21 | 9 | 11 | 2 | 4 | 47 | 192 |
| TOYOTA | | | | | | | 2 |
| TOYOTA LEXUS | | | | | | | 1 |
| TOYOTA PREVIA | 60 | 23 | 21 | 15 | 7 | 126 | 519 |
| TOYOTA RAV4 | 116 | 159 | 180 | 55 | 49 | 559 | 2 210 |
| TOYOTA AVENTIS VERSO | 28 | 24 | 31 | 4 | 11 | 98 | 349 |
| TOYOTA PICNIC | 32 | 81 | 43 | 20 | 25 | 201 | 592 |
| TOYOTA HIACHE | 10 | 12 | 9 | 3 | 7 | 41 | 149 |
| TOYOTA AVENTIS | 206 | 475 | 391 | 156 | 161 | 1 389 | 5 094 |
| TOYOTA PRIUS | 8 | 4 | 3 | 1 | 2 | 18 | 48 |
| TOYOTA YARIS | 227 | 606 | 582 | 149 | 173 | 1 737 | 5 435 |
| TOYOTA YARIS VERSO | 39 | 78 | 60 | 20 | 41 | 238 | 779 |
| TOYOTA VITS | | | | | | | 1 |
| TOYOTA VISTA ARDEO | | | | | | | 1 |
| TOYOTA VEROSSA | | | | | | | 2 |
| TOTAL | 2 126 | 5 391 | 4 558 | 1 658 | 1 921 | 15 654 | 48 115 |
| RUSSIE | | | | | | | |
| LADA | | | | | | | 3 |
| LADA VAZ NIVA | 6 | 8 | 9 | 5 | 4 | 32 | 50 |
| LADA VAZ LADA 110 | 6 | 26 | 23 | 2 | 9 | 66 | 135 |

**TABLEAU 11. - REPARTITION DES VOITURES NEUVES, MISES EN CIRCULATION
PAR PROVINCE ET PAR MARQUE**

ANNEE 2001

(SUITE)

| PAYS DE PROVENANCE ET MARQUES | REGION BRUXEL- LOISE | REGION FLAMANDE | | | | | TOTAL |
|----------------------------------|----------------------------|-----------------|--------------------|----------|----------------------|------------------------|---------|
| | | ANVERS | BRABANT FLAMAND | LIMBOURG | FLANDRE ORIENTALE | FLANDRE OCCIDENTALE | |
| LADA VAZ LADA 111 | 9 | 20 | 27 | 12 | 13 | 11 | 83 |
| LADA-VAZ LADA 112 | 1 | 10 | 9 | 8 | 5 | 7 | 39 |
| TOTAL | 19 | 43 | 58 | 38 | 33 | 31 | 203 |
| COREE DU SUD | | | | | | | |
| DAEWOO NUBIRA | 24 | 103 | 142 | 45 | 58 | 56 | 404 |
| DAEWOO LANDS | 36 | 146 | 136 | 96 | 127 | 115 | 620 |
| DAEWOO LEGANZA | 2 | 22 | 51 | 10 | 10 | 10 | 103 |
| DAEWOO MATIZ | 74 | 161 | 188 | 48 | 122 | 86 | 605 |
| DAEWOO KORANDO | 9 | 15 | 11 | 9 | 6 | 12 | 53 |
| DAEWOO MUSSO | 8 | 9 | 6 | 3 | 7 | 5 | 30 |
| DAEWOO TACUMA | 24 | 125 | 48 | 46 | 82 | 66 | 367 |
| HYUNDAI | 2 | | | | | | |
| HYUNDAI PONY EXCEL | | | | | 1 | | 1 |
| HYUNDAI SONATA | 2 | 26 | 15 | 5 | 8 | 12 | 66 |
| HYUNDAI LANTRA | 1 | 3 | 1 | 2 | 15 | 5 | 26 |
| HYUNDAI COUPE | 9 | 33 | 18 | 22 | 28 | 19 | 120 |
| HYUNDAI | 109 | 116 | 103 | 77 | 122 | 82 | 500 |
| HYUNDAI GALLOPER | 11 | 26 | 11 | 15 | 21 | 6 | 79 |
| HYUNDAI ATHOS | 24 | 38 | 20 | 17 | 27 | 28 | 130 |
| HYUNDAI SATELLITE | | 7 | 1 | 4 | 8 | | 20 |
| HYUNDAI X625 | | 2 | 3 | 1 | | 1 | 7 |
| HYUNDAI XG30 | | 1 | | | | | 1 |
| HYUNDAI PRIME | 44 | 75 | 71 | 33 | 68 | 59 | 306 |
| HYUNDAI SANTAFE | 45 | 104 | 90 | 52 | 53 | 61 | 360 |
| HYUNDAI TRAJET | 46 | 84 | 71 | 23 | 53 | 33 | 264 |
| HYUNDAI ELANTRA | 25 | 107 | 89 | 53 | 55 | 85 | 389 |
| HYUNDAI TERRACAN | | 3 | | 2 | | | 5 |
| HYUNDAI MATRIX | 5 | 16 | 10 | 2 | 10 | 10 | 48 |
| KIA | | | | | | | |
| KIA SEPHIA | | 5 | 2 | 2 | 6 | 2 | 17 |
| KIA SPORTAGE | 7 | 5 | 9 | 7 | 14 | 16 | 51 |
| KIA PRIDE | 1 | 11 | 17 | 7 | 10 | 9 | 54 |
| KIA CLARUS | 2 | 9 | 11 | 4 | 6 | 3 | 33 |
| KIA SHUMA | 5 | 16 | 22 | 3 | 27 | 22 | 90 |
| KIA RETONA | 4 | 10 | 5 | 3 | 3 | 5 | 26 |
| KIA CARNIVAL | 6 | 5 | 1 | 6 | 2 | 2 | 16 |
| KIA CARENS | 8 | 10 | 6 | 6 | 14 | 8 | 44 |
| KIA RIO | 7 | 19 | 22 | 7 | 25 | 26 | 99 |
| KIA MAGENTIS | | | 1 | | | | 1 |
| SSANGYONG KORANDO | | | | | | 1 | 1 |
| SSANGYONG MUSSO | | | | | | | 1 |
| TOTAL | 540 | 1 312 | 1 181 | 611 | 988 | 845 | 4 937 |
| MALAISIE | | | | | | | |
| PROTON 413 | | 1 | 1 | | 1 | | 3 |
| PROTON 415 | | | | 1 | 1 | | 2 |
| PROTON 418 | 1 | 15 | 3 | | 4 | | 22 |
| PROTON 420 | 2 | 30 | 17 | 4 | 10 | 1 | 62 |
| PROTON 313 | | 1 | 8 | | | | 9 |
| PROTON 315 | 1 | 1 | 11 | 1 | | | 13 |
| TOTAL | 4 | 48 | 40 | 6 | 16 | 1 | 111 |
| INCONNU | | | | | | | |
| TOTAL | 101 | 208 | 69 | 55 | 92 | 94 | 518 |
| TOTAL GENERAL | 106 103 | 69 722 | 81 052 | 30 069 | 42 109 | 39 344 | 262 296 |

**TABEAU 11. - REPARTITION DES VOITURES NEUVES, MISES EN CIRCULATION
PAR PROVINCE ET PAR MARQUE**

ANNEE 2001

(SUITE)

| PAYS DE PROVENANCE ET MARQUES | REGION WALLONNE | | | | | | LE ROYAUME |
|----------------------------------|-------------------|---------------|---------------|-----------------|---------------|----------------|----------------|
| | BRABANT WALLON | HAINAUT | LIEGE | LUXEM- BOURG | NAMUR | TOTAL | |
| LADA VAZ LADA 111 | 14 | 37 | 13 | 5 | 7 | 76 | 168 |
| LADA-VAZ LADA 112 | 3 | 29 | 15 | 1 | 1 | 49 | 89 |
| TOTAL | 29 | 100 | 60 | 13 | 21 | 223 | 445 |
| COREE DU SUD | | | | | | | |
| DAEWOO NUBIRA | 18 | 59 | 65 | 11 | 3 | 156 | 584 |
| DAEWOO LANDS | 25 | 85 | 74 | 9 | 13 | 206 | 862 |
| DAEWOO LEGANZA | 5 | 6 | 6 | | 2 | 19 | 124 |
| DAEWOO MATIZ | 23 | 75 | 128 | 24 | 5 | 255 | 934 |
| DAEWOO KORANDO | 4 | 9 | 11 | 2 | 5 | 31 | 93 |
| DAEWOO MUSSO | 2 | 6 | 4 | | | 12 | 50 |
| DAEWOO TACUMA | 29 | 67 | 56 | 4 | 3 | 159 | 550 |
| HYUNDAI | | | | | | | 2 |
| HYUNDAI PONY EXCEL | | 1 | | | 1 | 2 | 3 |
| HYUNDAI SONATA | 3 | 6 | 10 | 1 | 1 | 21 | 89 |
| HYUNDAI LANTRA | 1 | 11 | 4 | | 3 | 19 | 46 |
| HYUNDAI COUPE | 3 | 39 | 46 | 12 | 6 | 106 | 235 |
| HYUNDAI | 38 | 178 | 219 | 39 | 40 | 514 | 1 123 |
| HYUNDAI GALLOPER | 2 | 15 | 8 | 1 | 3 | 29 | 119 |
| HYUNDAI ATHOS | 8 | 43 | 67 | 13 | 18 | 169 | 323 |
| HYUNDAI SATELLITE | 1 | 3 | 2 | 3 | 3 | 12 | 32 |
| HYUNDAI X625 | | | | | 1 | 1 | 8 |
| HYUNDAI XG30 | | | | | | | 1 |
| HYUNDAI PRIME | 20 | 101 | 119 | 21 | 28 | 289 | 639 |
| HYUNDAI SANTAFE | 16 | 67 | 93 | 21 | 19 | 216 | 621 |
| HYUNDAI TRAJET | 15 | 52 | 83 | 14 | 19 | 183 | 493 |
| HYUNDAI ELANTRA | 12 | 84 | 88 | 22 | 29 | 235 | 649 |
| HYUNDAI TERRACAN | | | | | | | 5 |
| HYUNDAI MATRIX | 3 | 12 | 9 | 3 | 3 | 30 | 83 |
| KIA | | 1 | | | | 1 | 1 |
| KIA SEPHIA | | 2 | | | | 2 | 19 |
| KIA SPORTAGE | 7 | 27 | 11 | 3 | 3 | 51 | 109 |
| KIA PRIDE | 6 | 31 | 15 | 5 | 5 | 62 | 117 |
| KIA CLARUS | 2 | 12 | 2 | 1 | 2 | 19 | 54 |
| KIA SHUMA | 2 | 36 | 10 | 10 | 3 | 61 | 156 |
| KIA RETONA | 1 | 7 | 2 | 1 | 3 | 14 | 44 |
| KIA CARNIVAL | 4 | 1 | 4 | 2 | 1 | 11 | 33 |
| KIA CARENS | 1 | 22 | 4 | 5 | 8 | 40 | 92 |
| KIA RIO | 4 | 62 | 26 | 7 | 11 | 110 | 216 |
| KIA MAGENTIS | | | | | | | 1 |
| SSANGYONG KORANDO | | | | | | | 1 |
| SSANGYONG MUSSO | | | | | | | 1 |
| TOTAL | 255 | 1 120 | 1 186 | 234 | 240 | 3 035 | 8 512 |
| MALAISIE | | | | | | | |
| PROTON 413 | | | | | | | 3 |
| PROTON 415 | | | | | | | 2 |
| PROTON 418 | | 1 | | | | 1 | 24 |
| PROTON 420 | 1 | 5 | | | | 6 | 70 |
| PROTON 313 | | 1 | | | | 1 | 10 |
| PROTON 315 | | | 1 | | | 1 | 15 |
| TOTAL | 1 | 7 | 1 | | | 9 | 124 |
| INCONNU | | | | | | | |
| TOTAL | 21 | 55 | 46 | 10 | 18 | 150 | 769 |
| TOTAL GENERAL | 15 749 | 45 555 | 40 553 | 12 382 | 17 141 | 131 380 | 499 779 |

**TABLEAU 12. - REPARTITION DES AUTOBUS ET AUTOCARS NEUFS,
MIS EN CIRCULATION PAR PROVINCE ET PAR MARQUE
ANNEE 2001**

| PAYS DE PROVENANCE ET MARQUES | REGION BRUXEL- LOISE | REGION FLAMANDE | | | | | TOTAL |
|----------------------------------|----------------------------|-----------------|--------------------|----------|----------------------|------------------------|-------|
| | | ANVERS | BRABANT FLAMAND | LIMBOURG | FLANDRE ORIENTALE | FLANDRE OCCIDENTALE | |
| ALLEMAGNE | | | | | | | |
| EVOBUS SETRA | 4 | 3 | 2 | 2 | | 2 | 9 |
| EVOBUS MERCEDES | 8 | 30 | 7 | 4 | 6 | 38 | 85 |
| FORD | 1 | 1 | 2 | 2 | 1 | | 6 |
| MAN | 1 | 2 | 1 | | | 7 | 11 |
| MERCEDES | 15 | 31 | 15 | 16 | 45 | 36 | 143 |
| MERCEDES 904 6 | 1 | | | | | | |
| MERCEDES 904 | | 1 | | | | | 1 |
| MERCEDES 904.6 KA | | | 1 | | | | 1 |
| NEOPLAN | | | | | 1 | | 1 |
| VOLKSWAGEN | 3 | 1 | 1 | 2 | 3 | | 7 |
| VOLKSWAGEN LT | | | | | | | |
| TOTAL | 33 | 69 | 29 | 26 | 57 | 83 | 264 |
| BELGIQUE | | | | | | | |
| EOSCOACH | 4 | 7 | 4 | 7 | 6 | 7 | 31 |
| VANHOOL | | 144 | | 16 | 18 | 3 | 181 |
| VANHOOL TD927 ASTRO | | | | 3 | | | 3 |
| TOTAL | 4 | 151 | 4 | 26 | 24 | 10 | 215 |
| FRANCE | | | | | | | |
| CITROEN | 33 | 1 | | | 1 | | 2 |
| CITROEN JUMPER | | 1 | | | | | 1 |
| PEUGEOT | 1 | | | | | | |
| RENAULT | 7 | 2 | 3 | 3 | | | 8 |
| TOTAL | 41 | 4 | 3 | 3 | 1 | | 11 |
| ITALIE | | | | | | | |
| IVECO | | | | | | 1 | 1 |
| IVECO DAILY | | | | | 1 | | 1 |
| TOTAL | | | | | 1 | 1 | 2 |
| PAYS-BAS | | | | | | | |
| BOVA | | 3 | 4 | 6 | | 2 | 15 |
| DAF | | 3 | 2 | | 2 | 23 | 30 |
| TOTAL | | 6 | 6 | 6 | 2 | 25 | 45 |
| SUEDE | | | | | | | |
| SCANIA | 4 | 6 | 1 | | 4 | | 11 |
| VOLVO | 1 | 87 | | | 6 | 9 | 102 |
| TOTAL | 5 | 93 | 1 | | 10 | 9 | 113 |
| U.S.A. | | | | | | | |
| LIBERTY NRH748 | | | | | | 1 | 1 |
| LIBERTY BG824E | | | 2 | | | | 2 |
| TOTAL | | | 2 | | | 1 | 3 |
| SERBIE | | | | | | | |
| KAROSA | 1 | | 1 | | | | 1 |
| TOTAL | 1 | | 1 | | | | 1 |

**TABLEAU 12. - REPARTITION DES AUTOBUS ET AUTOCARS NEUFS,
MIS EN CIRCULATION PAR PROVINCE ET PAR MARQUE
ANNEE 2001**

| PAYS DE PROVENANCE ET MARQUES | REGION WALLONNE | | | | | TOTAL | LE ROYAUME |
|----------------------------------|-------------------|---------|-------|-----------------|-------|-------|---------------|
| | BRABANT WALLON | HAINAUT | LIEGE | LUXEM- BOURG | NAMUR | | |
| ALLEMAGNE | | | | | | | |
| EVOBUS SETRA | | 3 | 3 | 1 | 3 | 10 | 23 |
| EVOBUS MERCEDES | 1 | 5 | 3 | 3 | 1 | 13 | 106 |
| FORD | | | 1 | 1 | | 2 | 9 |
| MAN | | 1 | | | 1 | 2 | 14 |
| MERCEDES | 4 | 15 | 25 | 3 | 16 | 63 | 221 |
| MERCEDES 904 6 | | | | | | | 1 |
| MERCEDES 904 | | | | | | | 1 |
| MERCEDES 904.6 KA | | | | | | | 1 |
| NEOPLAN | | | | | | | 1 |
| VOLKSWAGEN | | 3 | 1 | 1 | | 5 | 15 |
| VOLKSWAGEN LT | | 1 | | | | 1 | 1 |
| TOTAL | 5 | 28 | 33 | 9 | 21 | 96 | 393 |
| BELGIQUE | | | | | | | |
| EOSCOACH | | 1 | 2 | | 1 | 4 | 39 |
| VANHOOL | 1 | 24 | 24 | | 21 | 70 | 251 |
| VANHOOL TD927 ASTRO | | | | | | | 3 |
| TOTAL | 1 | 25 | 26 | | 22 | 74 | 293 |
| FRANCE | | | | | | | |
| CITROEN | | | | | | | 35 |
| CITROEN JUMPER | | | | | | | 1 |
| PEUGEOT | | 1 | 1 | | | 2 | 3 |
| RENAULT | | 6 | 4 | 1 | 3 | 14 | 29 |
| TOTAL | | 7 | 5 | 1 | 3 | 16 | 68 |
| ITALIE | | | | | | | |
| IVECO | 1 | | | | 1 | 2 | 3 |
| IVECO DAILY | | | | | | | 1 |
| TOTAL | 1 | | | | 1 | 2 | 4 |
| PAYS-BAS | | | | | | | |
| BOVA | | | | | | | 15 |
| DAF | | | | | 1 | 1 | 31 |
| TOTAL | | | | | 1 | 1 | 46 |
| SUEDE | | | | | | | |
| SCANIA | 2 | 4 | 1 | 1 | 2 | 10 | 25 |
| VOLVO | | 3 | 1 | 2 | 2 | 8 | 111 |
| TOTAL | 2 | 7 | 2 | 3 | 4 | 18 | 136 |
| U.S.A. | | | | | | | |
| LIBERTY NRH748 | | | | | | | 1 |
| LIBERTY BG824E | | | | | | | 2 |
| TOTAL | | | | | | | 3 |
| SERBIE | | | | | | | |
| KAROSA | 1 | | | | 1 | 2 | 4 |
| TOTAL | 1 | | | | 1 | 2 | 4 |

**TABLEAU 12. - REPARTITION DES AUTOBUS ET AUTOCARS NEUFS,
MIS EN CIRCULATION PAR PROVINCE ET PAR MARQUE
ANNEE 2001**

| PAYS DE PROVENANCE ET MARQUES | REGION BRUXEL- LOISE | REGION FLAMANDE | | | | | TOTAL |
|----------------------------------|----------------------------|-----------------|--------------------|----------|---------------------------|-----------------------------|-------|
| | | ANVERS | BRABANT FLAMAND | LIMBOURG | FLANDRE ORIEN- TALE | FLANDRE OCCIDEN- TALE | |
| INCONNU | | | | | | | |
| TOTAL | | 20 | | | | 1 | 21 |
| TOTAL GENERAL | 84 | 343 | 46 | 61 | 96 | 129 | 675 |

**TABLEAU 12. - REPARTITION DES AUTOBUS ET AUTOCARS NEUFS,
MIS EN CIRCULATION PAR PROVINCE ET PAR MARQUE
ANNEE 2001**

| PAYS DE PROVENANCE ET MARQUES | REGION WALLONNE | | | | | | LE ROYAUME |
|----------------------------------|-------------------|---------|-------|-----------------|-------|-------|---------------|
| | BRABANT WALLON | HAINAUT | LIEGE | LUXEM- BOURG | NAMUR | TOTAL | |
| INCONNU | | | | | | | |
| TOTAL | | | | | | | 21 |
| TOTAL GENERAL | 10 | 67 | 66 | 13 | 53 | 209 | 968 |

**TABLEAU 13. - REPARTITION DES CAMIONS NEUFS, MIS EN CIRCULATION
PAR PROVINCE ET PAR MARQUE
ANNEE 2001**

| PAYS DE PROVENANCE ET MARQUES | REGION BRUXEL- LOISE | REGION FLAMANDE | | | | | TOTAL |
|----------------------------------|----------------------------|-----------------|--------------------|----------|----------------------|------------------------|--------|
| | | ANVERS | BRABANT FLAMAND | LIMBOURG | FLANDRE ORIENTALE | FLANDRE OCCIDENTALE | |
| ALLEMAGNE | | | | | | | |
| FORD | 640 | 1 141 | 616 | 345 | 460 | 430 | 2 992 |
| FORD F150 | 1 | | | | | | |
| MAN | 139 | 138 | 105 | 97 | 144 | 96 | 580 |
| MAN TS41VF1 | | | | | | 1 | 1 |
| MAN 35414FVNLC | | | | | 1 | | 1 |
| MAN HN19F | | | | | 1 | | 1 |
| MERCEDES | 1 083 | 1 360 | 2 174 | 493 | 976 | 867 | 5 870 |
| MERCEDES 400 | | | | | | 1 | 1 |
| MERCEDES SPRINTER | 2 | 8 | 10 | 3 | 6 | 7 | 34 |
| MERCEDES V220 CDI | | | | | 1 | | 1 |
| MERCEDES 308D | | | | | | | |
| MERCEDES ML270 | 1 | | | | | | |
| MERCEDES 2543 6X2 | | | | | 1 | | 1 |
| MERCEDES G400CDI | 1 | 1 | 1 | | 2 | | 4 |
| MERCEDES U1650 | 1 | | | | | | |
| MERCEDES ML 400 CDI | | | | 1 | | | 1 |
| OPEL | 185 | 241 | 130 | 73 | 175 | 155 | 774 |
| OPEL VIVARO | 15 | 32 | 17 | 7 | 21 | 21 | 98 |
| OPEL OMEGA | | 1 | | | | | 1 |
| OPEL ASTRA | 1 | 2 | | | | | 2 |
| OPEL VECTRA | 2 | | 1 | | | 5 | 6 |
| OPEL COMBO | | 7 | 2 | 5 | 5 | 6 | 25 |
| OPEL ZAFIRA | | | | | 1 | 1 | 2 |
| OPEL MOVANO | | 3 | | | 9 | 2 | 14 |
| OPEL CAMPO | | | | | | 1 | 1 |
| VOLKSWAGEN | 1 690 | 701 | 665 | 247 | 504 | 511 | 2 628 |
| VOLKSWAGEN PASSAT | | | | | | 1 | 1 |
| VOLKSWAGEN GOLF | | | | | | 1 | 1 |
| VOLKSWAGEN LT | 35 | 22 | 13 | 13 | 14 | 10 | 72 |
| VOLKSWAGEN LT46 | | 1 | | | | | 1 |
| TOTAL | 3 796 | 3 658 | 3 734 | 1 284 | 2 321 | 2 116 | 13 113 |
| BELGIQUE | | | | | | | |
| EOSCOACH E180Z | 1 | | | | | | |
| MDL | | | 2 | | 1 | 2 | 5 |
| TOTAL | 1 | | 2 | | 1 | 2 | 5 |
| ESPAGNE | | | | | | | |
| SEAT | 93 | 44 | 13 | 8 | 18 | 16 | 99 |
| TOTAL | 93 | 44 | 13 | 8 | 18 | 16 | 99 |
| FRANCE | | | | | | | |
| CITROEN | 3 173 | 1 152 | 1 013 | 613 | 699 | 999 | 4 476 |
| CITROEN JUMPER | 27 | 14 | 3 | 7 | 9 | 13 | 46 |
| CITROEN C5 | 2 | | 2 | 1 | 4 | 2 | 9 |
| PEUGEOT | 1 274 | 659 | 700 | 218 | 651 | 973 | 3 201 |
| PEUGEOT 307 | 13 | | 1 | | 2 | 1 | 4 |
| PEUGEOT EXPERT | 7 | 3 | | | 6 | 6 | 15 |
| PEUGEOT 206 | 2 | 1 | | 1 | 1 | | 3 |
| PEUGEOT BOXER | 17 | 8 | 4 | 3 | 10 | 15 | 40 |
| RENAULT | 3 555 | 844 | 765 | 344 | 730 | 789 | 3 472 |
| RENAULT CLIO | 1 | | | | | | |
| RENAULT LAGUNA | 6 | | 3 | 1 | | | 4 |
| RENAULT MEGANE | 29 | 10 | 8 | 1 | 4 | 4 | 27 |
| RENAULT KANGOO | 4 | 1 | 3 | 4 | 3 | 3 | 14 |
| RENAULT TRAFIC | 26 | 3 | 4 | 2 | 4 | 4 | 17 |
| RENAULT 43ACA1 | | | | 1 | | | 1 |
| RENEULT MIDLUM | 2 | | | | | | |
| TOTAL | 8 138 | 2 695 | 2 506 | 1 196 | 2 123 | 2 809 | 11 329 |

**TABLEAU 13. - REPARTITION DES CAMIONS NEUFS, MIS EN CIRCULATION
PAR PROVINCE ET PAR MARQUE
ANNEE 2001**

| PAYS DE PROVENANCE ET MARQUES | REGION WALLONNE | | | | | | LE ROYAUME |
|----------------------------------|-------------------|--------------|--------------|-----------------|------------|--------------|---------------|
| | BRABANT WALLON | HAINAUT | LIEGE | LUXEM- BOURG | NAMUR | TOTAL | |
| ALLEMAGNE | | | | | | | |
| FORD | 67 | 228 | 298 | 56 | 96 | 745 | 4 377 |
| FORD F150 | | | | | | | 1 |
| MAN | 10 | 25 | 33 | 21 | 8 | 97 | 816 |
| MAN TS41VF1 | | | | | | | 1 |
| MAN 35414FVNLC | | | | | | | 1 |
| MAN HN19F | | | | | | | 1 |
| MERCEDES | 116 | 334 | 322 | 55 | 148 | 975 | 7 928 |
| MERCEDES 400 | | | | | | | 1 |
| MERCEDES SPRINTER | | 2 | 3 | | | 5 | 41 |
| MERCEDES V220 CDI | | | | | | | 1 |
| MERCEDES 308D | | 1 | | | | 1 | 1 |
| MERCEDES ML270 | 1 | | | | | 1 | 2 |
| MERCEDES 2543 6X2 | | | | | | | 1 |
| MERCEDES G400CDI | | 1 | | | | 1 | 6 |
| MERCEDES U1650 | | | | | | | 1 |
| MERCEDES ML 400 CDI | | | | | | | 1 |
| OPEL | 32 | 122 | 65 | 23 | 39 | 281 | 1 240 |
| OPEL VIVARO | 10 | 12 | 11 | 1 | 3 | 37 | 150 |
| OPEL OMEGA | | | 1 | | | 1 | 2 |
| OPEL ASTRA | | | 1 | | | 1 | 4 |
| OPEL VECTRA | | | | | | | 8 |
| OPEL COMBO | 1 | 4 | 1 | 1 | 1 | 8 | 33 |
| OPEL ZAFIRA | | | | | | | 2 |
| OPEL MOVANO | | 1 | 1 | | | 2 | 16 |
| OPEL CAMPO | | | | | | | 1 |
| VOLKSWAGEN | 125 | 369 | 337 | 87 | 173 | 1 091 | 5 409 |
| VOLKSWAGEN PASSAT | | | | | | | 1 |
| VOLKSWAGEN GOLF | 1 | | | | | 1 | 2 |
| VOLKSWAGEN LT | 1 | 14 | 6 | 7 | 6 | 34 | 141 |
| VOLKSWAGEN LT46 | | | | | | | 1 |
| TOTAL | 364 | 1 113 | 1 079 | 251 | 474 | 3 281 | 20 190 |
| BELGIQUE | | | | | | | |
| EDS COACH E180Z | | | | | | | 1 |
| MOL | | | | | | | 5 |
| TOTAL | | | | | | | 6 |
| ESPAGNE | | | | | | | |
| SEAT | 8 | 22 | 18 | 3 | 9 | 60 | 252 |
| TOTAL | 8 | 22 | 18 | 3 | 9 | 60 | 252 |
| FRANCE | | | | | | | |
| CITROEN | 249 | 548 | 541 | 230 | 494 | 2 062 | 9 711 |
| CITROEN JUMPER | 2 | 4 | 3 | 1 | | 10 | 83 |
| CITROEN C5 | | | | | 1 | 1 | 12 |
| PEUGEOT | 133 | 645 | 349 | 105 | 236 | 1 468 | 5 943 |
| PEUGEOT 307 | | 2 | 1 | 1 | 2 | 6 | 23 |
| PEUGEOT EXPERT | | 14 | 5 | 2 | 2 | 23 | 45 |
| PEUGEOT 206 | 1 | 1 | 4 | | | 6 | 11 |
| PEUGEOT BOXER | 6 | 16 | 4 | 2 | | 28 | 85 |
| RENAULT | 152 | 616 | 813 | 134 | 204 | 1 919 | 8 946 |
| RENAULT CLIO | | | | | | | 1 |
| RENAULT LAGUNA | | | | | | | 10 |
| RENAULT MEGANE | | 3 | 2 | | 1 | 6 | 62 |
| RENAULT KANGOO | 1 | 4 | 3 | | | 8 | 26 |
| RENAULT TRAFIC | 1 | 2 | 1 | 1 | 4 | 9 | 52 |
| RENAULT 43ACA1 | | | | | | | 1 |
| RENEULT MIDLUM | | | | | | | 2 |
| TOTAL | 545 | 1 855 | 1 726 | 476 | 944 | 5 546 | 25 013 |

**TABLEAU 13. - REPARTITION DES CAMIONS NEUFS, MIS EN CIRCULATION
PAR PROVINCE ET PAR MARQUE
ANNEE 2001**

| PAYS DE PROVENANCE ET MARQUES | REGION BRUXEL- LOISE | REGION FLAMANDE | | | | | TOTAL |
|----------------------------------|----------------------------|-----------------|--------------------|----------|----------------------|------------------------|-------|
| | | ANVERS | BRABANT FLAMAND | LIMBOURG | FLANDRE ORIENTALE | FLANDRE OCCIDENTALE | |
| ITALIE | | | | | | | |
| ALFA ROMEO ALFA 156 | | 1 | | | | | 1 |
| FIAT | 723 | 489 | 405 | 200 | 398 | 543 | 2 035 |
| FIAT RITMO | 1 | 2 | 1 | 2 | 5 | 3 | 13 |
| FIAT PUNTO | | | | | | | |
| FIAT SCUDDO | 1 | 5 | 1 | 2 | 1 | | 9 |
| FIAT SEICENTO | 1 | 6 | 6 | 1 | | | 13 |
| FIAT DUCATO | 1 | 7 | 3 | | 3 | | 13 |
| FIAT MARENGO | 13 | 1 | 9 | 1 | 3 | 3 | 17 |
| IVECO | 452 | 205 | 164 | 132 | 166 | 221 | 888 |
| IVECO EUROTRAKKER | 1 | 4 | 3 | 1 | | 6 | 14 |
| IVECO DAILY | 1 | | | | | | |
| IVECO EUROCARGO | 20 | 8 | 8 | 4 | 10 | 7 | 37 |
| IVECO 180E24W | | 1 | | | | | 1 |
| TOTAL | 1 214 | 729 | 600 | 343 | 586 | 783 | 3 041 |
| PAYS-BAS | | | | | | | |
| DAF | 76 | 72 | 68 | 20 | 73 | 38 | 271 |
| DAF LF55 | 6 | 17 | 10 | 5 | 22 | 7 | 61 |
| DAF CF 75 | 6 | 3 | 6 | 3 | 7 | 2 | 20 |
| DAF CF85 | 2 | 6 | 1 | 1 | 4 | 2 | 14 |
| DAF CF 65 | 14 | 8 | 10 | 1 | 14 | 11 | 44 |
| DAF AE45 12 | 5 | 11 | 2 | 1 | 6 | 4 | 24 |
| DAF LF 45 | 4 | 27 | 12 | 6 | 12 | 3 | 60 |
| DAF FAC85 | 1 | | | | | | |
| DAF FAR95 | | | | 1 | | | 1 |
| TOTAL | 114 | 144 | 108 | 38 | 138 | 67 | 495 |
| ROYAUME-UNI | | | | | | | |
| LANDROVER | 40 | 89 | 60 | 38 | 63 | 39 | 289 |
| LANDROVER LD | | | | | 1 | | 1 |
| LANDROVER DEFENDER | | 3 | 1 | 4 | 2 | 2 | 12 |
| TOTAL | 40 | 92 | 61 | 42 | 66 | 41 | 302 |
| SUEDE | | | | | | | |
| SAAB 9.5 | | | | | 1 | | 1 |
| SCANIA | 41 | 74 | 104 | 25 | 55 | 33 | 291 |
| SCANIA CB6X6/1 | | | | | | 1 | 1 |
| SCANIA 4 | | | | | | | |
| VOLVO | 276 | 144 | 93 | 93 | 112 | 151 | 593 |
| VOLVO FL6E | 1 | | | | | | |
| TOTAL | 318 | 218 | 197 | 118 | 168 | 185 | 886 |
| REPUBLIQUE TCHEQUE | | | | | | | |
| SKODA | 5 | 5 | 5 | | 6 | 5 | 21 |
| TOTAL | 5 | 5 | 5 | | 6 | 5 | 21 |
| U.S.A. | | | | | | | |
| CHEVROLET | 14 | 25 | 7 | 2 | 7 | 5 | 46 |
| CHEVROLET SUBURDA | | | 1 | | | | 1 |
| CHEVROLET 2500 | | | | | | | |
| CHEVROLET 1500 | | | | | | | |
| CHEVROLET SILVERADO | | | | | 1 | | 1 |
| CHEVROLET ASTRO VAN | | | 1 | | | | 1 |
| CHEVROLET K1500 | | | | 1 | | | 1 |
| CHRYSLER | 5 | 3 | 7 | 3 | 3 | 3 | 19 |
| CHRYSLER VOYAGER | 2 | 2 | 1 | 1 | 1 | 2 | 7 |
| CHRYSLER VOYAGER | 4 | 1 | 2 | 1 | | | 4 |
| CHRYSLER GVOYAGER RG | | 1 | 1 | | | 1 | 3 |
| CHRYSLER VOYAGER RG | | 1 | | 1 | | | 2 |

**TABLEAU 13. - REPARTITION DES CAMIONS NEUFS, MIS EN CIRCULATION
PAR PROVINCE ET PAR MARQUE
ANNEE 2001**

| PAYS DE PROVENANCE ET MARQUES | REGION WALLONNE | | | | | | LE ROYAUME |
|----------------------------------|-------------------|---------|-------|-----------------|-------|-------|---------------|
| | BRABANT WALLON | HAINAUT | LIEGE | LUXEM- BOURG | NAMUR | TOTAL | |
| ITALIE | | | | | | | |
| ALFA ROMEO ALFA 156 | | | | | | | 1 |
| FIAT | 127 | 347 | 274 | 229 | 100 | 1 077 | 3 835 |
| FIAT RITMO | 1 | 1 | | | | 2 | 16 |
| FIAT PUNTO | | 1 | | | | 1 | 1 |
| FIAT SCUDO | 2 | | 1 | 2 | | 5 | 15 |
| FIAT SEICENTO | | 1 | | | | 1 | 15 |
| FIAT DUCATO | | 4 | 5 | | | 9 | 23 |
| FIAT MARENGO | | 2 | 2 | | 2 | 6 | 36 |
| IVECO | 14 | 31 | 41 | 12 | 17 | 115 | 1 455 |
| IVECO EUROTRAKKER | 1 | | | | | 1 | 16 |
| IVECO DAILY | | | | | | | 1 |
| IVECO EUROCARGO | | 5 | | | | 5 | 62 |
| IVECO 180E24W | | | | | | | 1 |
| TOTAL | 145 | 392 | 323 | 243 | 119 | 1 222 | 5 477 |
| PAYS-BAS | | | | | | | |
| DAF | 18 | 24 | 40 | 13 | 14 | 109 | 456 |
| DAF LF55 | | 5 | 7 | 2 | 5 | 19 | 86 |
| DAF CF 75 | | 2 | 3 | | | 5 | 31 |
| DAF CF85 | | | | 3 | | 3 | 19 |
| DAF CF 65 | | 1 | 1 | | | 2 | 60 |
| DAF AE45 12 | 2 | | | 1 | | 3 | 32 |
| DAF LF 45 | 4 | 5 | 3 | | 1 | 13 | 77 |
| DAF FAC85 | | | | | | | 1 |
| DAF FAR95 | | | | | | | 1 |
| TOTAL | 24 | 37 | 54 | 19 | 20 | 154 | 763 |
| ROYAUME-UNI | | | | | | | |
| LANDROVER | 14 | 29 | 23 | 8 | 17 | 91 | 420 |
| LANDROVER LD | | | | | | | 1 |
| LANDROVER DEFENDER | 2 | | 1 | | 1 | 4 | 16 |
| TOTAL | 16 | 29 | 24 | 8 | 18 | 95 | 437 |
| SUEDE | | | | | | | |
| SAAB 9.5 | | | | | | | 1 |
| SCANIA | 4 | 19 | 57 | 9 | 20 | 109 | 441 |
| SCANIA CB6X6/1 | | | | | | | 1 |
| SCANIA 4 | | | 4 | | | 4 | 4 |
| VOLVO | 9 | 86 | 77 | 14 | 16 | 202 | 1 071 |
| VOLVO FL6E | | | | | | | 1 |
| TOTAL | 13 | 105 | 138 | 23 | 36 | 315 | 1 519 |
| REPUBLIQUE TCHEQUE | | | | | | | |
| SKODA | 2 | 2 | 2 | | | 6 | 32 |
| TOTAL | 2 | 2 | 2 | | | 6 | 32 |
| U.S.A. | | | | | | | |
| CHEVROLET | 2 | 7 | 4 | 2 | 1 | 16 | 76 |
| CHEVROLET SUBURDA | | | | | | | 1 |
| CHEVROLET 2500 | | | | 1 | | 1 | 1 |
| CHEVROLET 1500 | | 1 | | | | 1 | 1 |
| CHEVROLET SILVERADO | | 1 | | | | 1 | 2 |
| CHEVROLET ASTRO VAN | | | | | | | 1 |
| CHEVROLET K1500 | | | | | | | 1 |
| CHRYSLER | 1 | 1 | 1 | | 2 | 5 | 29 |
| CHRYSLER VOYAGER | 1 | 1 | | | | 2 | 11 |
| CHRYSLER VOYAGER | | | 1 | | | 1 | 9 |
| CHRYSLER GVOYAGER RG | | 1 | | | | 1 | 4 |
| CHRYSLER VOYAGER RG | | | | | | | 2 |

**TABLEAU 13. - REPARTITION DES CAMIONS NEUFS, MIS EN CIRCULATION
PAR PROVINCE ET PAR MARQUE
ANNEE 2001**

| PAYS DE PROVENANCE ET MARQUES | REGION BRUXEL- LOISE | REGION FLAMANDE | | | | | TOTAL |
|----------------------------------|----------------------------|-----------------|--------------------|------------|-----------------------------|-------------------------------|--------------|
| | | ANVERS | BRABANT FLAMAND | LIMBOURG | FLANDRE ORIENTE- TALE | FLANDRE OCCIDENTE- TALE | |
| CHRYSLER CRUISER | | 1 | | | 1 | 1 | 3 |
| DODGE | 1 | 5 | 2 | | 3 | | 10 |
| DODGE RAM | | | 1 | | | | 1 |
| DODGE GRAND CARAVAN | | 1 | | | | | 1 |
| DODGE DURANGO | | | | | | | |
| DODGE RAM 1500 | | | | | | | |
| DODGE DAKOTA | 1 | | | 1 | | | 1 |
| FORD GT500 | | | | | | | |
| FORD F250 | 1 | 1 | 1 | | | | 2 |
| FORD EXCURSION | | | 1 | | 1 | | 2 |
| FORD F350 | | 1 | | | 1 | | 2 |
| GMC SIERRA | 1 | | | | | | |
| GMC TK25743 | 1 | | | | | | |
| JEEP | 14 | 9 | 10 | 2 | 7 | 6 | 34 |
| JEEP CHEROKEE | | 1 | | | | | 1 |
| JEEP GRAND CHEROKEE | | 1 | | 1 | | | 2 |
| LINCOLN | | 1 | | | | | 1 |
| LINCOLN NAVIGATOR | | 1 | | | | | 1 |
| TOTAL | 44 | 55 | 35 | 13 | 25 | 18 | 146 |
| JAPON | | | | | | | |
| DAIHATSU | 2 | 14 | 3 | 7 | 7 | 4 | 35 |
| DAIHATSU HIJET | 1 | | | | | | |
| DATSUN | 259 | 537 | 340 | 158 | 318 | 213 | 1 566 |
| NISSAN TERRANO II | 2 | 3 | 7 | 11 | 13 | 3 | 37 |
| NISSAN KDSY61 | | | | | | | |
| NISSAN ATLEDN | 1 | 6 | | 1 | 1 | 2 | 10 |
| NISSAN CABSTAR-E | 12 | 4 | 7 | 6 | 4 | 7 | 28 |
| KAWASAKI | | | | | | | |
| ISUZU | | | | | 1 | | 1 |
| ISUZU TROOPER | | | | | | 1 | 1 |
| ISUZU NQR70 | | | | 1 | | | 1 |
| LEXUS | | 1 | 1 | | 3 | 2 | 7 |
| MAZDA | 84 | 66 | 30 | 8 | 47 | 38 | 189 |
| MAZDA RX 5 | 1 | 1 | | | | | 1 |
| MITSUBISHI | 219 | 327 | 252 | 120 | 227 | 178 | 1 104 |
| MITSUBISHI SPACE RUN | | | 1 | | 1 | | 1 |
| MITSUBISHI PAJERO PI | | | 6 | | | | 6 |
| MITSUBISHI CANTER | 4 | 4 | 6 | 1 | 7 | 1 | 19 |
| MITSUBISHI L200 | 9 | 13 | 10 | 6 | 11 | 11 | 51 |
| SUZUKI | 34 | 31 | 16 | 13 | 18 | 24 | 102 |
| SUZUKI VITARA | | | 2 | 1 | 2 | 2 | 7 |
| SUZUKI L04C | 1 | 3 | 5 | 4 | 4 | 1 | 17 |
| SUZUKI S04V | 3 | 7 | 7 | 9 | 12 | 2 | 37 |
| SUBARU | | 3 | | 1 | | | 4 |
| SUBARU IMPREZA | | 1 | | | | | 1 |
| SUBARU | | | | | | 1 | 1 |
| TOYOTA | 147 | 200 | 218 | 56 | 150 | 122 | 746 |
| TOYOTA LAND CRUIS | 2 | | | | | | |
| TOYOTA PREVIA | 3 | | 3 | | | | 3 |
| TOYOTA RAV4 | | 1 | 3 | 1 | 4 | 2 | 11 |
| TOYOTA AVERIS VERSO | | | | | 2 | | 2 |
| TOYOTA HIACE | 10 | 15 | 8 | 4 | 4 | 8 | 39 |
| TOYOTA DYNA | 1 | 1 | | | 1 | | 2 |
| TOYOTA HILUX | 1 | 2 | 4 | 1 | 6 | 4 | 17 |
| TOTAL | 796 | 1 240 | 923 | 409 | 843 | 626 | 4 041 |
| RUSSIE | | | | | | | |
| LADA | | 2 | 3 | 1 | 2 | | 8 |
| TOTAL | | 2 | 3 | 1 | 2 | | 8 |
| COREE DU SUD | | | | | | | |
| DAEWOO | 10 | 18 | 10 | 13 | 7 | 13 | 61 |
| HYUNDAI | 60 | 89 | 68 | 34 | 83 | 60 | 334 |
| HYUNDAI GALLOPER | 1 | 2 | | 1 | 6 | | 9 |
| HYUNDAI SANTAFE | 3 | 2 | | 2 | 1 | 1 | 6 |
| HYUNDAI TRAJET | 1 | | 1 | | | 1 | 2 |
| KIA | 11 | 13 | 15 | 5 | 20 | 18 | 71 |
| KIA CARNIVAL | | 2 | | | | | 2 |

**TABLEAU 13. - REPARTITION DES CAMIONS NEUFS, MIS EN CIRCULATION
PAR PROVINCE ET PAR MARQUE
ANNEE 2001**

| PAYS DE PROVENANCE ET MARQUES | REGION WALLONNE | | | | | | LE ROYAUME |
|----------------------------------|-------------------|---------|-------|-----------------|-------|-------|---------------|
| | BRABANT WALLON | HAINAUT | LIEGE | LUXEM- BOURG | NAMUR | TOTAL | |
| CHRYSLER CRUISER | | | | | | | 3 |
| DODGE | | 6 | 3 | | | 9 | 20 |
| DODGE RAM | | | | 1 | | 1 | 2 |
| DODGE GRAND CARAVAN | | | | | | | 1 |
| DODGE DURANGO | | | 1 | | | 1 | 1 |
| DODGE RAM 1500 | | | 1 | | | 1 | 1 |
| DODGE DAKOTA | | | 2 | | | 2 | 4 |
| FORD GT500 | | | 1 | | | 1 | 1 |
| FORD F250 | | | 1 | 1 | | 2 | 5 |
| FORD EXCURSION | | | | | | | 2 |
| FORD F350 | | | | | | | 2 |
| GMC SIERRA | | | | | | | 1 |
| GMC TK25743 | | | | | | | 1 |
| JEEP | 4 | 9 | 4 | | 5 | 22 | 70 |
| JEEP CHEROKEE | | | | | | | 1 |
| JEEP GRAND CHEROKEE | | | 1 | | | 1 | 3 |
| LINCOLN | | | | | | | 1 |
| LINCOLN NAVIGATOR | | | | | | | 1 |
| TOTAL | 8 | 27 | 20 | 5 | 8 | 68 | 258 |
| JAPON | | | | | | | |
| DAIHATSU | 2 | 7 | 9 | 14 | 13 | 45 | 82 |
| DAIHATSU HIJET | | | | | | | 1 |
| DATSUN | 105 | 262 | 225 | 70 | 137 | 799 | 2 624 |
| NISSAN TERRANO II | 4 | 7 | 6 | 3 | 7 | 27 | 66 |
| NISSAN KDSY61 | | 1 | | | | 1 | 1 |
| NISSAN ATLEON | | 1 | 2 | | | 3 | 14 |
| NISSAN CABSTAR-E | | 1 | 2 | | | 3 | 43 |
| KAWASAKI | 1 | | 3 | | | 4 | 4 |
| ISUZU | | | | | | | 1 |
| ISUZU TROOPER | | | | | | | 1 |
| ISUZU NQR70 | | | | | | | 1 |
| LEXUS | | | | | | | 7 |
| MAZDA | 12 | 46 | 28 | 24 | 23 | 133 | 406 |
| MAZDA RX 5 | | | | | | | 2 |
| MINIBUSHI | 62 | 150 | 236 | 62 | 65 | 575 | 1 898 |
| MINIBUSHI SPACE RUN | | | | | | | 1 |
| MINIBUSHI PAJERO PI | | | | | | | 1 |
| MINIBUSHI CANTER | | 4 | 9 | | | 13 | 36 |
| MINIBUSHI L200 | 2 | 8 | 26 | 16 | 7 | 59 | 119 |
| SUZUKI | 7 | 19 | 33 | 21 | 25 | 105 | 241 |
| SUZUKI VITARA | 2 | 2 | 3 | 1 | 1 | 9 | 16 |
| SUZUKI LO4C | 2 | 2 | 4 | 1 | 2 | 11 | 29 |
| SUZUKI S04V | 6 | 11 | 16 | 17 | 10 | 60 | 100 |
| SUBARU | | | | 1 | | 1 | 5 |
| SUBARU IMPREZA | 1 | | | | | 1 | 2 |
| SUBARU | | | | | | | 1 |
| TOYOTA | 46 | 85 | 90 | 74 | 43 | 338 | 1 231 |
| TOYOTA LAND CRUIS | | | | | | | 2 |
| TOYOTA PREVIA | | | 1 | | | 1 | 7 |
| TOYOTA RAV4 | 1 | 1 | 4 | 5 | 1 | 12 | 23 |
| TOYOTA AVERDIS VERSO | | | | | | | 2 |
| TOYOTA HIACE | 6 | 1 | 2 | 2 | | 11 | 60 |
| TOYOTA DYNA | 2 | 1 | 1 | | | 4 | 7 |
| TOYOTA HILUX | 12 | 6 | 2 | 7 | 7 | 34 | 52 |
| TOTAL | 273 | 615 | 702 | 318 | 341 | 2 249 | 7 086 |
| RUSSIE | | | | | | | |
| LADA | 1 | 2 | 4 | 2 | 3 | 12 | 20 |
| TOTAL | 1 | 2 | 4 | 2 | 3 | 12 | 20 |
| COREE DU SUD | | | | | | | |
| DAEWOO | 3 | 9 | 14 | 3 | 4 | 33 | 104 |
| HYUNDAI | 15 | 59 | 81 | 13 | 22 | 190 | 584 |
| HYUNDAI GALLOPER | | | | | | | 10 |
| HYUNDAI SANTAFE | | 2 | 3 | 2 | | 7 | 16 |
| HYUNDAI TRAJET | 1 | | | | | 1 | 4 |
| KIA | 5 | 31 | 21 | 1 | 6 | 64 | 146 |
| KIA CARNIVAL | | | | | | | 2 |

**TABLEAU 13. - REPARTITION DES CAMIONS NEUFS, MIS EN CIRCULATION
PAR PROVINCE ET PAR MARQUE
ANNEE 2001**

| PAYS DE PROVENANCE ET MARQUES | REGION BRUXEL- LOISE | REGION FLAMANDE | | | | | TOTAL |
|----------------------------------|----------------------------|-----------------|--------------------|----------|----------------------|------------------------|--------|
| | | ANVERS | BRABANT FLAMAND | LIMBOURG | FLANDRE ORIENTALE | FLANDRE OCCIDENTALE | |
| KIA RIO | | | | | | 1 | 1 |
| SSANGYONG | | | | | | 1 | 1 |
| TOTAL | 86 | 126 | 94 | 55 | 119 | 93 | 487 |
| INCONNU | | | | | | | |
| TOTAL | 270 | 399 | 199 | 208 | 318 | 373 | 1 497 |
| TOTAL GENERAL | 14 915 | 9 407 | 8 480 | 3 715 | 6 734 | 7 134 | 35 470 |

**TABLEAU 13. - REPARTITION DES CAMIONS NEUFS, MIS EN CIRCULATION
PAR PROVINCE ET PAR MARQUE
ANNEE 2001**

| PAYS DE PROVENANCE ET MARQUES | REGION WALLONNE | | | | | TOTAL | LE ROYAUME |
|----------------------------------|-------------------|---------|-------|-----------------|-------|--------|---------------|
| | BRABANT WALLON | HAINAUT | LIEGE | LUXEM- BOURG | NAMUR | | |
| KIA RIO | | | | | | | 1 |
| SSANGYONG | | 2 | | | | 2 | 3 |
| TOTAL | 24 | 103 | 119 | 19 | 32 | 297 | 870 |
| INCONNU | | | | | | | |
| TOTAL | 60 | 217 | 198 | 80 | 115 | 670 | 2 437 |
| TOTAL GENERAL | 1 483 | 4 519 | 4 407 | 1 447 | 2 119 | 13 975 | 64 360 |

**TABLEAU 14. - REPARTITION DES TRACTEURS NEUFS, MIS EN CIRCULATION
PAR PROVINCE ET PAR MARQUE
ANNEE 2001**

| PAYS DE PROVENANCE ET MARQUES | REGION BRUXEL- LOISE | REGION FLAMANDE | | | | | TOTAL |
|----------------------------------|----------------------------|-----------------|--------------------|------------|----------------------|------------------------|--------------|
| | | ANVERS | BRABANT FLAMAND | LIMBOURG | FLANDRE ORIENTALE | FLANDRE OCCIDENTALE | |
| ALLEMAGNE | | | | | | | |
| MAN | 221 | 112 | 122 | 120 | 125 | 90 | 569 |
| MAN H12 | 15 | | | | | | |
| MERCEDES | 22 | 78 | 199 | 143 | 82 | 49 | 551 |
| MERCEDES AXOR | | | 5 | | | | 5 |
| TOTAL | 258 | 190 | 326 | 263 | 207 | 139 | 1 125 |
| FRANCE | | | | | | | |
| RENAULT | 136 | 30 | 56 | 19 | 53 | 102 | 260 |
| RENAULT 52AFAS | | 1 | | | | | 1 |
| RENAULT MAGNUM | | | | 1 | | | 1 |
| TOTAL | 136 | 31 | 56 | 20 | 53 | 102 | 262 |
| ITALIE | | | | | | | |
| IVECO | 99 | 28 | 21 | 8 | 10 | 5 | 72 |
| IVECO EUROTECH | | 1 | | | | | 1 |
| IVECO MP440E39TX/P | 1 | | | | | | |
| IVECO EUROSTAR | | | | 2 | | | 2 |
| IVECO EUROTRAKKER | | | | | | 1 | 1 |
| IVECO LD440E43TX/P | 10 | | | | | | |
| TOTAL | 110 | 29 | 21 | 10 | 10 | 6 | 76 |
| PAYS-BAS | | | | | | | |
| DAF | 109 | 117 | 126 | 29 | 340 | 245 | 857 |
| DAF LF55 | | | | | | | |
| DAF CF 75 | 3 | 3 | 2 | 1 | 11 | 1 | 18 |
| DAF CF85 | 9 | 14 | 6 | 9 | 33 | 31 | 93 |
| TOTAL | 121 | 134 | 134 | 39 | 384 | 277 | 958 |
| SUEDE | | | | | | | |
| SCANIA | 67 | 142 | 429 | 38 | 76 | 142 | 827 |
| SCANIA GA 4X2/14 | | | | 1 | | | 1 |
| SCANIA CA4X4/1 | | 1 | | | 1 | | 2 |
| VOLVO | 413 | 160 | 118 | 65 | 181 | 247 | 772 |
| TOTAL | 480 | 303 | 547 | 105 | 258 | 389 | 1 602 |
| JAPON | | | | | | | |
| MITSUBISHI | | | 1 | | | | 1 |
| TOTAL | | | 1 | | | | 1 |
| TOTAL GENERAL | 1 105 | 587 | 1 085 | 437 | 912 | 913 | 4 034 |

**TABLEAU 14. - REPARTITION DES TRACTEURS NEUFS, MIS EN CIRCULATION
PAR PROVINCE ET PAR MARQUE
ANNEE 2001**

| PAYS DE PROVENANCE ET MARQUES | REGION WALLONNE | | | | | | LE ROYAUME |
|----------------------------------|-------------------|------------|------------|-----------------|-----------|------------|---------------|
| | BRABANT WALLON | HAINAUT | LIEGE | LUXEM- BOURG | NAMUR | TOTAL | |
| ALLEMAGNE | | | | | | | |
| MAN | 3 | 30 | 21 | 3 | 3 | 60 | 850 |
| MAN H12 | | | | | | | 15 |
| MERCEDES | 3 | 37 | 26 | 7 | 1 | 74 | 647 |
| MERCEDES AXOR | | | | | | | 5 |
| TOTAL | 6 | 67 | 47 | 10 | 4 | 134 | 1 517 |
| FRANCE | | | | | | | |
| RENAULT | 1 | 23 | 17 | 8 | | 49 | 445 |
| RENAULT 52AFAS | | | | | | | 1 |
| RENAULT MAGNUM | | | | | | | 1 |
| TOTAL | 1 | 23 | 17 | 8 | | 49 | 447 |
| ITALIE | | | | | | | |
| IVECO | 1 | 3 | 3 | | | 7 | 178 |
| IVECO EUROTECH | | | | | | | 1 |
| IVECO MP440E39TX/P | | | | | | | 1 |
| IVECO EUROSTAR | | | | | | | 2 |
| IVECO EUROTRAKKER | | | | | | | 1 |
| IVECO LD440E43TX/P | | | | | | | 10 |
| TOTAL | 1 | 3 | 3 | | | 7 | 193 |
| PAYS-BAS | | | | | | | |
| DAF | 3 | 23 | 38 | 2 | 7 | 73 | 1 039 |
| DAF LF55 | | 1 | | | | 1 | 1 |
| DAF CF 75 | 1 | | | 2 | | 3 | 24 |
| DAF CF85 | | 14 | 9 | 5 | 5 | 33 | 135 |
| TOTAL | 4 | 38 | 47 | 9 | 12 | 110 | 1 199 |
| SUEDE | | | | | | | |
| SCANIA | 10 | 28 | 67 | 8 | 45 | 158 | 1 052 |
| SCANIA GA 4X2/14 | | | | | | | 1 |
| SCANIA CA4X4/1 | | | | | | | 2 |
| VOLVO | | 63 | 76 | 9 | 13 | 161 | 1 346 |
| TOTAL | 10 | 91 | 143 | 17 | 58 | 319 | 2 401 |
| JAPON | | | | | | | |
| MITSUBISHI | | | | | | | 1 |
| TOTAL | | | | | | | 1 |
| TOTAL GENERAL | 22 | 222 | 257 | 44 | 74 | 619 | 5 758 |

**TABLEAU 15. - REPARTITION DES TRACTEURS AGRICOLES NEUFS,
MIS EN CIRCULATION PAR PROVINCE ET PAR MARQUE
ANNEE 2001**

| PAYS DE PROVENANCE ET MARQUES | REGION BRUXEL- LOISE | REGION FLAMANDE | | | | | TOTAL |
|----------------------------------|----------------------------|-----------------|--------------------|----------|----------------------|------------------------|-------|
| | | ANVERS | BRABANT FLAMAND | LIMBOURG | FLANDRE ORIENTALE | FLANDRE OCCIDENTALE | |
| ALLEMAGNE | | | | | | | |
| DEUTZ FAHR | 3 | 20 | 31 | 30 | 27 | 54 | 162 |
| DEUTZ FAHR TT4 | | | | | | | |
| FENDT | 2 | 27 | 11 | 6 | 29 | 32 | 105 |
| FORD | 1 | 2 | 3 | 1 | 2 | 2 | 10 |
| HOLDER | | | | | | 1 | 1 |
| TOTAL | 6 | 49 | 45 | 37 | 58 | 69 | 278 |
| AUTRICHE | | | | | | | |
| STEYR | | 8 | 1 | 1 | 13 | 4 | 27 |
| TOTAL | | 8 | 1 | 1 | 13 | 4 | 27 |
| FRANCE | | | | | | | |
| RENAULT | 1 | 11 | 3 | 5 | 9 | 22 | 50 |
| RENAULT TEMIS 630X | | | | | | | |
| RENAULT TEMIS550X | | | | | 1 | | 1 |
| RENAULT ATLES935RZ | | | | | | | |
| RENAULT CERES | | 4 | 2 | 3 | | 1 | 10 |
| RENAULT ARES | 1 | 2 | 1 | | 2 | 6 | 11 |
| RENAULT ERGOS 100 | | | | | | | |
| RENAULT CERGOS 345 | | | | | | | |
| RENAULT CERGOS 355 | | | | | 1 | | 1 |
| RENAULT CERES325-2RM | | 2 | | | | | 2 |
| RENAULT ARES 610RZ | | 1 | | | | | 2 |
| RENAULT ARES 620RZ | | | | 1 | | 1 | 2 |
| RENAULT ARES 630RZ | | | | | | | |
| RENAULT ARES 640RZ | | | | | | 1 | 1 |
| RENAULT ERGOS 110H | | | | | | | |
| TOTAL | 2 | 20 | 6 | 9 | 13 | 32 | 80 |
| ITALIE | | | | | | | |
| FERRARI | | | 2 | | | | 2 |
| FERRARI SYSTEM 50LRS | | 1 | | | | | 1 |
| FERRARI SYSTEM 75RSV | | | 1 | | | | 1 |
| FERRARI VIPAR 40RS | | | | 1 | | | 1 |
| FIAT | | 3 | 2 | 2 | 8 | 8 | 23 |
| LAMBORGHINI | 2 | 1 | 3 | 1 | 7 | 4 | 16 |
| LANDINI | 1 | 11 | 5 | 2 | 10 | 8 | 36 |
| LANDINI ATLAS 80HC | | 3 | | | | | 3 |
| LANDINI REX 70L | | | | | | 1 | 1 |
| LANDINI REX 90F | | | 1 | | | | 1 |
| LANDINI REX 80F | | | | | 1 | | 1 |
| LANDINI REX 70F | | | 5 | | | | 5 |
| LANDINI GLOBUS 80 | | | | | | 1 | 1 |
| SAME | | 8 | 8 | 5 | 19 | 12 | 52 |
| TOTAL | 3 | 27 | 27 | 11 | 45 | 34 | 144 |
| ROYAUME-UNI | | | | | | | |
| MASSEY FERGUSON | 2 | 14 | 20 | 5 | 27 | 68 | 134 |
| TOTAL | 2 | 14 | 20 | 5 | 27 | 68 | 134 |
| REPUBLIQUE TCHEQUE | | | | | | | |
| ZETOR | | 2 | 3 | 2 | 4 | 6 | 17 |
| TOTAL | | 2 | 3 | 2 | 4 | 6 | 17 |

**TABLEAU 15. - REPARTITION DES TRACTEURS AGRICOLES NEUFS,
MIS EN CIRCULATION PAR PROVINCE ET PAR MARQUE
ANNEE 2001**

| PAYS DE PROVENANCE ET MARQUES | REGION WALLONNE | | | | | TOTAL | LE ROYAUME |
|----------------------------------|-------------------|---------|-------|-----------------|-------|-------|---------------|
| | BRABANT WALLON | HAINAUT | LIEGE | LUXEM- BOURG | NAMUR | | |
| ALLEMAGNE | | | | | | | |
| DEUTZ FAHR | 3 | 11 | 8 | 8 | 5 | 35 | 200 |
| DEUTZ FAHR TT4 | | 1 | | | | 1 | 1 |
| FENDT | 4 | 14 | 14 | 3 | 4 | 39 | 146 |
| FORD | | 1 | 1 | | 1 | 3 | 14 |
| HOLDER | | 1 | 1 | 1 | 1 | 4 | 5 |
| TOTAL | 7 | 28 | 24 | 12 | 11 | 82 | 366 |
| AUTRICHE | | | | | | | |
| STEYR | | 4 | 9 | 6 | | 19 | 46 |
| TOTAL | | 4 | 9 | 6 | | 19 | 46 |
| FRANCE | | | | | | | |
| RENAULT | 3 | 14 | 10 | 2 | 21 | 50 | 101 |
| RENAULT TEMIS 630X | | 1 | | | | 1 | 1 |
| RENAULT TEMIS550X | | | | | | | 1 |
| RENAULT ATLES935RZ | | 1 | | | 1 | 2 | 2 |
| RENAULT CERES | | | 1 | | 2 | 3 | 13 |
| RENAULT ARES | | 5 | 3 | | 1 | 9 | 21 |
| RENAULT ERGOS 100 | | | 1 | 2 | | 3 | 3 |
| RENAULT CERGOS 345 | | | 1 | | | 1 | 1 |
| RENAULT CERGOS 355 | | | 2 | 1 | | 3 | 4 |
| RENAULT CERES325-2RM | | | | | | | 2 |
| RENAULT ARES 610RZ | | | | | 1 | 1 | 3 |
| RENAULT ARES 620RZ | | | | | | | 2 |
| RENAULT ARES 630RZ | | | | | 1 | 1 | 1 |
| RENAULT ARES 640RZ | | | 1 | | | 1 | 2 |
| RENAULT ERGOS 110H | | | | | 1 | 1 | 1 |
| TOTAL | 3 | 21 | 19 | 5 | 28 | 76 | 158 |
| ITALIE | | | | | | | |
| FERRARI | | | | | | | 2 |
| FERRARI SYSTEM 50LRS | | | | | | | 1 |
| FERRARI SYSTEM 75RSV | | | | | | | 1 |
| FERRARI VIPAR 40RS | | | | | | | 1 |
| FIAT | | 13 | 2 | 5 | | 20 | 43 |
| LAMBORGHINI | 3 | 1 | 4 | 5 | 11 | 24 | 42 |
| LANDINI | 1 | 1 | 4 | 2 | 2 | 10 | 47 |
| LANDINI ATLAS 80HC | | | | | | | 3 |
| LANDINI REX 70L | | | | | | | 1 |
| LANDINI REX 90F | | | | | | | 1 |
| LANDINI REX 80F | | | | | | | 1 |
| LANDINI REX 70F | | | | | | | 5 |
| LANDINI GLOBUS 80 | | | | | | | 1 |
| SAME | 4 | 1 | 7 | 3 | 6 | 21 | 73 |
| TOTAL | 8 | 16 | 17 | 15 | 19 | 75 | 222 |
| ROYAUME-UNI | | | | | | | |
| MASSEY FERGUSON | 4 | 16 | 22 | 20 | 8 | 70 | 206 |
| TOTAL | 4 | 16 | 22 | 20 | 8 | 70 | 206 |
| REPUBLIQUE TCHEQUE | | | | | | | |
| ZETOR | | 1 | | 1 | | 2 | 19 |
| TOTAL | | 1 | | 1 | | 2 | 19 |

**TABLEAU 15. - REPARTITION DES TRACTEURS AGRICOLES NEUFS,
MIS EN CIRCULATION PAR PROVINCE ET PAR MARQUE
ANNEE 2001**

| PAYS DE PROVENANCE ET MARQUES | REGION BRUXEL- LOISE | REGION FLAMANDE | | | | | TOTAL |
|----------------------------------|----------------------------|-----------------|--------------------|------------|----------------------|------------------------|--------------|
| | | ANVERS | BRABANT FLAMAND | LIMBOURG | FLANDRE ORIENTALE | FLANDRE OCCIDENTALE | |
| U.S.A. | | | | | | | |
| CASE IH | 5 | 39 | 6 | 6 | 28 | 28 | 107 |
| CASE IH 7250A | 1 | | | | | | |
| CASE IH 1056 | | 1 | | | | | 1 |
| JOHN DEERE | 4 | 24 | 23 | 14 | 54 | 60 | 175 |
| JOHN DEERE 7710 | | | | | | | |
| JOHN DEERE 3200 | | | 1 | | 3 | 4 | 8 |
| JOHN DEERE 3400 | | 1 | | 1 | 4 | 2 | 8 |
| JOHN DEERE 7810 | | 2 | 1 | 1 | | | 4 |
| JOHN DEERE MR7710AS | | | | | | | |
| JOHN DEERE 5400 | | | | | | | |
| JOHN DEERE 6910AS | | | | 1 | | | 1 |
| JOHN DEERE 6810AS | | | | | 1 | | 1 |
| JOHN DEERE 7810TLS | | | | 1 | | | 1 |
| TOTAL | 10 | 67 | 31 | 24 | 90 | 94 | 306 |
| JAPON | | | | | | | |
| KAWASAKI | 3 | 1 | 2 | 15 | 6 | | 24 |
| KAWASAKI KVF650 | | 2 | | 3 | 2 | 12 | 19 |
| HONDA | | 1 | | | 3 | | 4 |
| YAMAHA | 14 | 21 | 18 | 29 | 39 | 58 | 165 |
| YAMAHA GRIZZLY | 2 | 8 | | 3 | 3 | 3 | 17 |
| TOTAL | 19 | 33 | 20 | 50 | 53 | 73 | 229 |
| RUSSIE | | | | | | | |
| BIELARUS | | | | | 1 | | 1 |
| BIELARUS MTZ82-1 | | | | | 1 | | 1 |
| BIELARUS MTZ225 | | 1 | | | | | 1 |
| TOTAL | | 1 | | | 2 | | 3 |
| POLOGNE | | | | | | | |
| URSUS | | | | | | 2 | 2 |
| TOTAL | | | | | | 2 | 2 |
| INCONNU | | | | | | | |
| TOTAL | 12 | 104 | 77 | 72 | 121 | 298 | 672 |
| TOTAL GENERAL | 54 | 325 | 230 | 211 | 426 | 700 | 1 892 |

**TABLEAU 15. - REPARTITION DES TRACTEURS AGRICOLES NEUFS,
MIS EN CIRCULATION PAR PROVINCE ET PAR MARQUE
ANNEE 2001**

| PAYS DE PROVENANCE ET MARQUES | REGION WALLONNE | | | | | TOTAL | LE ROYAUME |
|----------------------------------|-------------------|------------|------------|-----------------|------------|------------|---------------|
| | BRABANT WALLON | HAINAUT | LIEGE | LUXEM- BOURG | NAMUR | | |
| U.S.A. | | | | | | | |
| CASE IH | 11 | 24 | 12 | 16 | 12 | 75 | 187 |
| CASE IH 7250A | | | | | | | 1 |
| CASE IH 1056 | | | | | | | 1 |
| JOHN DEERE | 16 | 38 | 37 | 19 | 36 | 146 | 325 |
| JOHN DEERE 7710 | | 1 | | | | 1 | 1 |
| JOHN DEERE 3200 | | 2 | 1 | | | 3 | 11 |
| JOHN DEERE 3400 | 2 | | 2 | | | 4 | 12 |
| JOHN DEERE 7810 | | | | | | | 4 |
| JOHN DEERE MR7710AS | | | | | 1 | 1 | 1 |
| JOHN DEERE 5400 | 1 | | | | | 1 | 1 |
| JOHN DEERE 6910AS | | | | | 1 | 1 | 2 |
| JOHN DEERE 6810AS | | | | | | | 1 |
| JOHN DEERE 7810TLS | | | | | | | 1 |
| TOTAL | 30 | 65 | 52 | 35 | 50 | 232 | 548 |
| JAPON | | | | | | | |
| KAWASAKI | 5 | 5 | 5 | 1 | 7 | 23 | 50 |
| KAWASAKI KVF650 | | 1 | 2 | | | 3 | 22 |
| HONDA | | | | | 1 | 1 | 5 |
| YAMAHA | 24 | 40 | 50 | 22 | 24 | 160 | 339 |
| YAMAHA GRIZZLY | | 1 | 3 | 2 | | 6 | 25 |
| TOTAL | 29 | 47 | 60 | 25 | 32 | 193 | 441 |
| RUSSIE | | | | | | | |
| BIELARUS | | | | | | | 1 |
| BELARUS MTZ82-1 | | | | | | | 1 |
| BELARUS MTZ225 | | | | | | | 1 |
| TOTAL | | | | | | | 3 |
| POLOGNE | | | | | | | |
| URSUS | | | | | | | 2 |
| TOTAL | | | | | | | 2 |
| INCONNU | | | | | | | |
| TOTAL | 39 | 80 | 45 | 19 | 54 | 237 | 921 |
| TOTAL GENERAL | 120 | 278 | 248 | 138 | 202 | 986 | 2 932 |

**TABLEAU 16. - REPARTITION DES MOTOS NEUVES, MISES EN CIRCULATION
PAR PROVINCE ET PAR MARQUE
ANNEE 2001**

| PAYS DE PROVENANCE ET MARQUES | REGION BRUXEL- LOISE | REGION FLAMANDE | | | | | TOTAL |
|----------------------------------|----------------------------|-----------------|--------------------|----------|----------------------|------------------------|-------|
| | | ANVERS | BRABANT FLAMAND | LIMBOURG | FLANDRE ORIENTALE | FLANDRE OCCIDENTALE | |
| ALLEMAGNE | | | | | | | |
| BMW | 216 | 672 | 299 | 111 | 296 | 219 | 1 597 |
| MZ | | 1 | | | 1 | 1 | 3 |
| TOTAL | 216 | 673 | 299 | 111 | 297 | 220 | 1 600 |
| AUTRICHE | | | | | | | |
| KTM | 22 | 27 | 14 | 26 | 20 | 5 | 92 |
| TOTAL | 22 | 27 | 14 | 26 | 20 | 5 | 92 |
| ESPAGNE | | | | | | | |
| MONTESA | 1 | 1 | 2 | 1 | 1 | | 5 |
| TOTAL | 1 | 1 | 2 | 1 | 1 | | 5 |
| FRANCE | | | | | | | |
| PEUGEOT | 28 | 30 | 41 | 9 | 22 | 31 | 133 |
| TOTAL | 28 | 30 | 41 | 9 | 22 | 31 | 133 |
| ITALIE | | | | | | | |
| DUCATI | 50 | 142 | 122 | 61 | 127 | 72 | 524 |
| APRILIA | 41 | 74 | 63 | 22 | 75 | 51 | 285 |
| CAGIVA | 10 | 10 | 13 | 3 | 18 | 35 | 79 |
| BIMOTA | | 4 | | | | | 4 |
| BENELLI | 10 | 5 | 4 | | | 1 | 10 |
| BETA | | 1 | | | | | 1 |
| GILERA | 19 | 26 | 17 | 22 | 12 | 6 | 83 |
| ITAL JET | | 1 | 1 | | | 2 | 4 |
| GUZZI | 4 | 13 | 4 | 1 | 13 | 11 | 42 |
| MALAGUTTI | | 6 | 1 | | | 1 | 8 |
| MV AGUSTA | 2 | 8 | 5 | 4 | 6 | 6 | 29 |
| LAVERDA | 3 | 2 | 2 | | 3 | 5 | 12 |
| TOTAL | 139 | 292 | 232 | 113 | 254 | 190 | 1 081 |
| ROYAUME-UNI | | | | | | | |
| ROYAL ENFIELD | | | | | | 1 | 1 |
| TRIUMPH TR8 | 27 | 41 | 39 | 11 | 33 | 41 | 165 |
| TOTAL | 27 | 41 | 39 | 11 | 33 | 42 | 165 |
| REPUBLIQUE TCHEQUE | | | | | | | |
| JAWA | | | 1 | | | | 1 |
| TOTAL | | | 1 | | | | 1 |
| U.S.A. | | | | | | | |
| HARLEY DAVIDSON | 91 | 179 | 157 | 93 | 149 | 81 | 659 |
| TOTAL | 91 | 179 | 157 | 93 | 149 | 81 | 659 |

**TABLEAU 16. - REPARTITION DES MOTOS NEUVES, MISES EN CIRCULATION
PAR PROVINCE ET PAR MARQUE
ANNEE 2001**

| PAYS DE PROVENANCE ET MARQUES | REGION WALLONNE | | | | | | LE ROYAUME |
|----------------------------------|-------------------|---------|-------|-----------------|-------|-------|---------------|
| | BRABANT WALLON | HAINAUT | LIEGE | LUXEM- BOURG | NAMUR | TOTAL | |
| ALLEMAGNE | | | | | | | |
| BMW | 131 | 156 | 183 | 86 | 77 | 633 | 2 446 |
| MZ | | 1 | 2 | | | 3 | 6 |
| TOTAL | 131 | 157 | 185 | 86 | 77 | 636 | 2 452 |
| AUTRICHE | | | | | | | |
| KTM | 27 | 33 | 43 | 13 | 21 | 137 | 251 |
| TOTAL | 27 | 33 | 43 | 13 | 21 | 137 | 251 |
| ESPAGNE | | | | | | | |
| MONTESA | 2 | | 1 | | | 3 | 9 |
| TOTAL | 2 | | 1 | | | 3 | 9 |
| FRANCE | | | | | | | |
| PEUGEOT | 6 | 35 | 39 | 8 | 12 | 100 | 261 |
| TOTAL | 6 | 35 | 39 | 8 | 12 | 100 | 261 |
| ITALIE | | | | | | | |
| DUCATI | 48 | 79 | 38 | 7 | 37 | 209 | 783 |
| APRILIA | 22 | 53 | 55 | 21 | 25 | 175 | 502 |
| CAGIVA | 1 | 12 | 11 | 2 | 1 | 27 | 116 |
| BIMOTA | | 1 | 1 | | | 2 | 6 |
| BENELLI | 1 | | 1 | | | 2 | 22 |
| BETA | 1 | 2 | | | | 3 | 4 |
| GILERA | 3 | 17 | 10 | 2 | 3 | 35 | 137 |
| ITAL JET | | | | | | | 4 |
| GUZZI | 2 | 14 | 7 | | 1 | 24 | 70 |
| MALAGUTTI | 1 | | 3 | | | 4 | 12 |
| MV AGUSTA | 1 | 3 | | | 3 | 7 | 38 |
| LAVERDA | 1 | 17 | | | 2 | 20 | 35 |
| TOTAL | 81 | 198 | 126 | 32 | 72 | 509 | 1 729 |
| ROYAUME-UNI | | | | | | | |
| ROYAL ENFIELD | 1 | | | | | 1 | 2 |
| TRIUMPH TR8 | 23 | 50 | 44 | 9 | 24 | 150 | 342 |
| TOTAL | 24 | 50 | 44 | 9 | 24 | 151 | 344 |
| REPUBLIQUE TCHEQUE | | | | | | | |
| JAWA | | | | | | | 1 |
| TOTAL | | | | | | | 1 |
| U.S.A. | | | | | | | |
| HARLEY DAVIDSON | 31 | 66 | 73 | 15 | 18 | 203 | 953 |
| TOTAL | 31 | 66 | 73 | 15 | 18 | 203 | 953 |

**TABLEAU 16. - REPARTITION DES MOTOS NEUVES, MISES EN CIRCULATION
PAR PROVINCE ET PAR MARQUE
ANNEE 2001**

| PAYS DE PROVENANCE ET MARQUES | REGION BRUXEL- LOISE | REGION FLAMANDE | | | | | TOTAL |
|----------------------------------|----------------------------|-----------------|--------------------|----------|----------------------|------------------------|--------|
| | | ANVERS | BRABANT FLAMAND | LIMBOURG | FLANDRE ORIENTALE | FLANDRE OCCIDENTALE | |
| JAPON | | | | | | | |
| KAWASAKI | 138 | 147 | 139 | 61 | 142 | 141 | 630 |
| HONDA | 316 | 683 | 601 | 331 | 724 | 460 | 2 799 |
| SUZUKI | 153 | 509 | 309 | 298 | 342 | 336 | 1 794 |
| YAMAHA | 247 | 528 | 427 | 346 | 517 | 517 | 2 335 |
| TOTAL | 854 | 1 867 | 1 476 | 1 036 | 1 725 | 1 454 | 7 558 |
| COREE DU SUD | | | | | | | |
| DAELIM | 31 | 57 | 41 | 11 | 58 | 44 | 211 |
| TOTAL | 31 | 57 | 41 | 11 | 58 | 44 | 211 |
| INCONNU | | | | | | | |
| TOTAL | | | | 1 | | 1 | 2 |
| TOTAL GENERAL | 1 409 | 3 167 | 2 302 | 1 412 | 2 559 | 2 068 | 11 508 |

**TABLEAU 16. - REPARTITION DES MOTOS NEUVES, MISES EN CIRCULATION
PAR PROVINCE ET PAR MARQUE
ANNEE 2001**

| PAYS DE PROVENANCE ET MARQUES | REGION WALLONNE | | | | | TOTAL | LE ROYAUME |
|----------------------------------|-------------------|---------|-------|-----------------|-------|-------|---------------|
| | BRABANT WALLON | HAINAUT | LIEGE | LUXEM- BOURG | NAMUR | | |
| JAPON | | | | | | | |
| KAWASAKI | 107 | 274 | 157 | 52 | 93 | 683 | 1 451 |
| HONDA | 266 | 552 | 293 | 119 | 234 | 1 464 | 4 579 |
| SUZUKI | 128 | 445 | 430 | 119 | 151 | 1 273 | 3 220 |
| YAMAHA | 276 | 509 | 423 | 191 | 258 | 1 657 | 4 239 |
| TOTAL | 777 | 1 780 | 1 303 | 481 | 736 | 5 077 | 13 489 |
| COREE DU SUD | | | | | | | |
| DAELIM | 28 | 106 | 63 | 15 | 21 | 233 | 475 |
| TOTAL | 28 | 106 | 63 | 15 | 21 | 233 | 475 |
| INCONNU | | | | | | | |
| TOTAL | | | 1 | | | 1 | 3 |
| TOTAL GENERAL | 1 107 | 2 425 | 1 878 | 659 | 981 | 7 050 | 19 967 |

**Tableau 17.- REPARTITION DES VEHICULES AUTOMOBILES NEUFS MIS EN CIRCULATION PAR
ARRONDISSEMENT ET REGION - ANNEE 2001**

| ARRONDISSEMENTS | Population au 1.1.2001 | Voitures pour personnes | Nombre de voitures pour personnes par 10.000 habitants | Nombre de véhicules pour le transport de marchandises, tracteurs et tracteurs agricoles | Nombre de véhicules pour le transport de marchandises, tracteurs et tracteurs agricoles par 10.000 habitants |
|--|------------------------------|-------------------------------|--|--|---|
| Belgique | 10 263 414 | 499 779 | 487,0 | 70 731 | 68,9 |
| Région de Bruxelles-Capitale | 964 405 | 106 103 | 1 100,2 | 15 821 | 164,0 |
| Bruxelles-Capitale | 964 405 | 106 103 | 1 100,2 | 15 821 | 164,0 |
| Région flamande | 5 952 552 | 262 296 | 440,6 | 39 980 | 67,2 |
| Province d'Anvers | 1 645 652 | 69 722 | 423,7 | 10 058 | 61,1 |
| Anvers | 931 567 | 46 307 | 497,1 | 6 173 | 66,3 |
| Malines | 306 413 | 11 586 | 378,1 | 1 409 | 46,0 |
| Turnhout | 407 672 | 11 829 | 290,2 | 2 476 | 60,7 |
| Province de Limbourg | 794 785 | 30 069 | 378,3 | 4 163 | 52,4 |
| Hasselt | 384 503 | 13 639 | 354,7 | 2 106 | 54,8 |
| Maaseik | 220 231 | 6 904 | 313,5 | 1 096 | 49,8 |
| Tongres | 190 051 | 9 526 | 501,2 | 961 | 50,6 |
| Province de Flandre orientale | 1 363 672 | 42 109 | 308,8 | 7 766 | 56,9 |
| Alost | 262 337 | 7 802 | 297,4 | 1 093 | 41,7 |
| Termonde | 186 553 | 5 302 | 284,2 | 1 015 | 54,4 |
| Eeklo | 79 428 | 2 073 | 261,0 | 456 | 57,4 |
| Gand | 496 608 | 16 101 | 324,2 | 2 846 | 57,3 |
| Audenarde | 114 390 | 3 338 | 291,8 | 664 | 58,0 |
| Saint-Nicolas | 224 356 | 7 493 | 334,0 | 1 692 | 75,4 |
| Province de Brabant flamand | 1 018 403 | 81 052 | 795,9 | 9 605 | 94,3 |
| Hal-Vilvorde | 560 138 | 65 206 | 1 164,1 | 7 811 | 139,4 |
| Louvain | 458 265 | 15 846 | 345,8 | 1 794 | 39,1 |
| Province de Flandre occidentale | 1 130 040 | 39 344 | 348,2 | 8 388 | 74,2 |
| Bruges | 271 437 | 9 589 | 353,3 | 1 629 | 60,0 |
| Dixmude | 48 082 | 1 362 | 283,3 | 570 | 118,5 |
| Ypres | 104 320 | 3 945 | 378,2 | 724 | 69,4 |
| Courtrai | 277 786 | 11 394 | 410,2 | 2 105 | 75,8 |
| Ostende | 142 946 | 4 476 | 313,1 | 629 | 44,0 |
| Roulers | 140 684 | 4 047 | 287,7 | 1 272 | 90,4 |
| Tielt | 88 034 | 2 099 | 238,4 | 760 | 86,3 |
| Furnes | 56 751 | 2 432 | 428,5 | 699 | 123,2 |
| Région wallonne | 3 346 457 | 131 380 | 392,6 | 14 930 | 44,6 |
| dont Communauté germanophone | 71 036 | 2 515 | 354,0 | 462 | 65,0 |
| Province de Brabant wallon | 352 018 | 15 749 | 447,4 | 1 565 | 44,5 |
| Nivelles | 352 018 | 15 749 | 447,4 | 1 565 | 44,5 |
| Province de Hainaut | 1 279 823 | 45 555 | 355,9 | 4 816 | 37,6 |
| Ath | 79 372 | 3 041 | 383,1 | 406 | 51,2 |
| Charleroi | 420 214 | 14 310 | 340,5 | 1 434 | 34,1 |
| Mons | 249 153 | 8 427 | 338,2 | 840 | 33,7 |
| Mouscron | 70 016 | 3 100 | 442,8 | 326 | 46,6 |
| Soignies | 174 142 | 6 506 | 373,6 | 614 | 35,3 |
| Thuin | 146 253 | 5 075 | 347,0 | 513 | 35,1 |
| Tournai | 140 673 | 5 096 | 362,3 | 683 | 48,6 |
| Province de Liège | 1 020 042 | 40 553 | 397,6 | 4 717 | 46,2 |
| Huy | 100 543 | 4 229 | 420,6 | 494 | 49,1 |
| Liège | 584 398 | 23 334 | 399,3 | 2 220 | 38,0 |
| Verviers | 266 334 | 9 839 | 369,4 | 1 714 | 64,4 |
| Waremme | 68 767 | 3 151 | 458,2 | 289 | 42,0 |
| Province de Luxembourg | 248 750 | 12 382 | 497,8 | 1 550 | 62,3 |
| Arlon | 52 301 | 3 309 | 632,7 | 156 | 29,8 |
| Bastogne | 41 103 | 1 842 | 448,1 | 413 | 100,5 |
| Marche-en-Famenne | 50 911 | 2 273 | 446,5 | 329 | 64,6 |
| Neufchâteau | 55 743 | 2 425 | 435,0 | 396 | 71,0 |
| Virton | 48 692 | 2 533 | 520,2 | 256 | 52,6 |
| Province de Namur | 445 824 | 17 141 | 384,5 | 2 282 | 51,2 |
| Dinant | 100 298 | 4 474 | 446,1 | 777 | 77,5 |
| Namur | 283 793 | 10 512 | 370,4 | 1 249 | 44,0 |
| Philippeville | 61 733 | 2 155 | 349,1 | 256 | 41,5 |

TABLEAU 18. - REPARTITION DES VEHICULES AUTOMOBILES NEUFS, MIS EN CIRCULATION PAR ARRONDISSEMENT ET D'APRES LE PAYS DE PROVENANCE - ANNEE 2001

| ARRONDISSEMENTS | PAYS DE PROVENANCE | | | | | | | | |
|--|--------------------|------------|----------|----------|---------|---------|---------|--------|----------|
| | ALLE-MAGNE | AUS-TRALIE | AUTRICHE | BELGIQUE | ESPAGNE | FRANCE | HONGRIE | ITALIE | PAYS-BAS |
| REGION BRUXELLES-CAPITALE | | | | | | | | | |
| ARR. BRUXELLES-CAPITALE | 49 754 | 2 | | 5 | 3 350 | 46 231 | | 8 805 | 235 |
| REGION FLAMANDE | | | | | | | | | |
| PROVINCE D'ANVERS | | | | | | | | | |
| ARR. D'ANVERS | 22 913 | | 2 | 13 | 925 | 12 284 | | 2 503 | 140 |
| ARR. DE MALINES | 6 768 | | 2 | 131 | 282 | 2 483 | | 488 | 67 |
| ARR. DE TURNHOUT | 5 831 | | 4 | 9 | 308 | 3 906 | | 525 | 78 |
| TOTAL | 35 512 | | 8 | 153 | 1 515 | 18 673 | | 3 516 | 285 |
| PROVINCE DE BRABANT FLAMAND | | | | | | | | | |
| ARR. DE HAL-VILVORDE | 36 179 | | 1 | 3 | 880 | 18 707 | | 3 456 | 219 |
| ARR. DE LOUVAIN | 6 920 | | | 3 | 370 | 4 903 | | 847 | 29 |
| TOTAL | 43 099 | | 1 | 6 | 1 250 | 23 610 | | 4 303 | 248 |
| PROVINCE DE LIMBOURG | | | | | | | | | |
| ARR. DE HASSELT | 6 898 | | | 7 | 166 | 4 343 | | 793 | 30 |
| ARR. DE MAASEIK | 3 394 | | | 12 | 94 | 2 327 | | 290 | 34 |
| ARR. DE TONGRES | 6 055 | | 1 | 7 | 110 | 2 230 | | 354 | 19 |
| TOTAL | 16 347 | | 1 | 26 | 370 | 8 900 | | 1 437 | 83 |
| PROVINCE DE FLANDRE ORIENTALE | | | | | | | | | |
| ARR. D'ALOST | 3 022 | | 2 | 11 | 282 | 2 788 | | 378 | 11 |
| ARR. DE TERMONDE | 2 211 | | 1 | 1 | 111 | 2 118 | | 354 | 19 |
| ARR. D'EEKLO | 1 075 | | 1 | | 42 | 651 | | 105 | 10 |
| ARR. DE GAND | 7 346 | | 6 | 3 | 339 | 5 627 | | 1 031 | 55 |
| ARR. D'AUDENARDE | 1 585 | 1 | | 1 | 100 | 1 274 | | 152 | 6 |
| ARR. DE SAINT-NICOLAS | 3 558 | | 3 | 9 | 262 | 2 612 | | 427 | 423 |
| TOTAL | 18 797 | 1 | 13 | 25 | 1 136 | 15 070 | | 2 447 | 524 |
| PROVINCE DE FLANDRE OCCIDENTALE | | | | | | | | | |
| ARR. DE BRUGES | 5 345 | | | 1 | 69 | 2 672 | | 557 | 100 |
| ARR. DE DIXMUE | 579 | | | | 18 | 719 | | 203 | 17 |
| ARR. D'YPRES | 1 241 | | | | 72 | 2 303 | | 229 | 9 |
| ARR. DE COURTRAI | 4 462 | | 1 | 6 | 171 | 5 981 | | 424 | 50 |
| ARR. D'OSTENDE | 1 652 | | | 2 | 37 | 1 805 | | 241 | 18 |
| ARR. DE ROULERS | 1 913 | | 2 | 1 | 108 | 1 744 | | 281 | 145 |
| ARR. DE TIELT | 1 116 | | 1 | 2 | 35 | 797 | | 137 | 29 |
| ARR. DE FURNES | 820 | | | | 27 | 1 536 | | 229 | 1 |
| TOTAL | 17 128 | | 4 | 12 | 537 | 17 557 | | 2 301 | 369 |
| TOTAL REGION FLAMANDE | 130 883 | 1 | 27 | 222 | 4 808 | 83 810 | | 14 004 | 1 509 |
| REGION WALLONNE | | | | | | | | | |
| PROVINCE DE BRABANT WALLON | | | | | | | | | |
| ARR. DE NIVELLES | 5 636 | | | 1 | 321 | 6 317 | | 1 116 | 28 |
| PROVINCE DE HAINAUT | | | | | | | | | |
| ARR. D'ATH | 1 013 | | | | 75 | 1 528 | | 120 | 6 |
| ARR. DE CHARLEROI | 4 960 | | | | 456 | 6 094 | | 1 038 | 25 |
| ARR. DE MONS | 2 581 | | | 21 | 286 | 3 770 | | 742 | 4 |
| ARR. DE MOUSCRON | 961 | | | | 52 | 1 644 | | 138 | 9 |
| ARR. DE SOIGNIES | 2 270 | | 1 | | 188 | 2 730 | | 494 | 16 |
| ARR. DE THUIN | 1 898 | | 1 | 4 | 136 | 1 961 | | 326 | 6 |
| ARR. DE TOURNAI | 1 686 | | 2 | | 89 | 2 415 | | 235 | 9 |
| TOTAL | 15 369 | | 4 | 25 | 1 282 | 20 142 | | 3 093 | 75 |
| PROVINCE DE LIEGE | | | | | | | | | |
| ARR. DE HUY | 1 458 | | 3 | | 178 | 1 909 | | 255 | 13 |
| ARR. DE LIEGE | 8 037 | | 2 | 23 | 786 | 9 891 | | 1 680 | 35 |
| ARR. DE VERVIERS | 3 638 | | 4 | 3 | 463 | 4 055 | | 627 | 51 |
| ARR. DE WAREMME | 1 260 | | | | 99 | 1 225 | | 135 | 2 |
| TOTAL | 14 393 | | 9 | 26 | 1 526 | 17 080 | | 2 697 | 101 |
| PROVINCE DE LUXEMBOURG | | | | | | | | | |
| ARR. D'ARLON | 902 | | | | 106 | 1 401 | | 339 | |
| ARR. DE BASTOGNE | 672 | | 2 | | 46 | 451 | | 549 | 8 |
| ARR. DE MARCHE-EN-FAMENNE | 975 | | 3 | | 73 | 795 | | 257 | 14 |
| ARR. DE NEUFCHATEAU | 998 | | | | 99 | 840 | | 156 | 4 |
| ARR. DE VIRTON | 660 | | 1 | | 105 | 1 404 | | 59 | 2 |
| TOTAL | 4 207 | | 6 | | 429 | 4 891 | | 1 360 | 28 |
| PROVINCE DE NAMUR | | | | | | | | | |
| ARR. DE DINANT | 1 580 | | | | 149 | 2 483 | | 167 | 7 |
| ARR. DE NAMUR | 4 028 | | | 21 | 299 | 4 517 | | 525 | 26 |
| ARR. DE PHILIPPEVILLE | 844 | | | 1 | 96 | 770 | | 158 | |
| TOTAL | 6 452 | | | 22 | 544 | 7 770 | | 850 | 33 |
| TOTAL REGION WALLONNE | 46 057 | | 19 | 74 | 4 102 | 56 200 | | 9 116 | 265 |
| LE ROYAUME | 226 694 | 3 | 46 | 301 | 12 260 | 186 241 | | 31 925 | 2 009 |

TABEAU 18. - REPARTITION DES VEHICULES AUTOMOBILES NEUFS, MIS EN CIRCULATION PAR ARRONDISSEMENT ET D'APRES LE PAYS DE PROVENANCE - ANNEE 2001 (SUITE)

| ARRONDISSEMENTS | PAYS DE PROVENANCE | | | | | | | |
|--|--------------------|--------|--------|-----------------|--------|--------|--------|---------|
| | ROYAUME -UNI | SUEDE | SUISSE | REP. TCHEQUE | U.S.A. | JAPON | RUSSIE | POLOGNE |
| REGION BRUXELLES-CAPITALE | | | | | | | | |
| ARR. BRUXELLES-CAPITALE | 2 247 | 2 606 | | 1 151 | 1 074 | 5 768 | 19 | |
| REGION FLAMANDE | | | | | | | | |
| PROVINCE D'ANVERS | | | | | | | | |
| ARR. D'ANVERS | 1 916 | 3 487 | | 606 | 773 | 5 916 | 13 | |
| ARR. DE MALINES | 375 | 362 | | 287 | 110 | 1 433 | 15 | |
| ARR. DE TURNHOUT | 483 | 447 | | 313 | 175 | 1 876 | 18 | |
| TOTAL | 2 774 | 4 296 | | 1 206 | 1 058 | 9 225 | 46 | |
| PROVINCE DE BRABANT FLAMAND | | | | | | | | |
| ARR. DE HAL-VILVORDE | 1 813 | 3 075 | | 454 | 779 | 6 483 | 27 | |
| ARR. DE LOUVAIN | 621 | 389 | | 263 | 188 | 2 589 | 34 | |
| TOTAL | 2 434 | 3 464 | | 717 | 967 | 9 072 | 61 | |
| PROVINCE DE LIMBOURG | | | | | | | | |
| ARR. DE HASSELT | 984 | 350 | | 191 | 203 | 1 333 | 24 | |
| ARR. DE MAASEIK | 429 | 206 | | 111 | 84 | 844 | 4 | |
| ARR. DE TONGRES | 468 | 178 | | 127 | 67 | 708 | 11 | |
| TOTAL | 1 881 | 734 | | 429 | 354 | 2 885 | 39 | |
| PROVINCE DE FLANDRE ORIENTALE | | | | | | | | |
| ARR. D'ALOST | 191 | 181 | | 126 | 109 | 1 521 | 4 | |
| ARR. DE TERMONDE | 189 | 188 | | 102 | 69 | 750 | 8 | |
| ARR. D'EEKLO | 92 | 56 | | 13 | 32 | 375 | 1 | |
| ARR. DE GAND | 526 | 850 | | 225 | 262 | 2 237 | 16 | |
| ARR. D'AUDENARDE | 123 | 124 | | 81 | 42 | 424 | 2 | |
| ARR. DE SAINT-NICOLAS | 251 | 296 | | 96 | 124 | 917 | 5 | |
| TOTAL | 1 372 | 1 695 | | 643 | 638 | 6 224 | 37 | |
| PROVINCE DE FLANDRE OCCIDENTALE | | | | | | | | |
| ARR. DE BRUGES | 492 | 364 | | 94 | 127 | 1 130 | 6 | |
| ARR. DE DIXMUDE | 41 | 100 | | 11 | 23 | 132 | | |
| ARR. D'YPRES | 108 | 122 | | 87 | 31 | 385 | 2 | |
| ARR. DE COURTRAI | 384 | 365 | | 176 | 135 | 1 011 | 8 | |
| ARR. D'OSTENDE | 182 | 176 | | 61 | 49 | 725 | 7 | 1 |
| ARR. DE ROULERS | 183 | 228 | | 56 | 50 | 465 | 8 | |
| ARR. DE TIELT | 91 | 195 | | 11 | 51 | 280 | | 1 |
| ARR. DE FURNES | 87 | 81 | | 21 | 20 | 245 | | |
| TOTAL | 1 568 | 1 631 | | 517 | 486 | 4 373 | 31 | 2 |
| TOTAL REGION FLAMANDE | 10 029 | 11 820 | | 3 512 | 3 503 | 31 779 | 214 | 2 |
| REGION WALLONNE | | | | | | | | |
| PROVINCE DE BRABANT WALLON | | | | | | | | |
| ARR. DE NIVELLES | 391 | 249 | | 270 | 196 | 2 428 | 30 | |
| PROVINCE DE HAINAUT | | | | | | | | |
| ARR. D'ATH | 53 | 44 | | 43 | 29 | 456 | 5 | |
| ARR. DE CHARLEROI | 270 | 208 | | 379 | 135 | 1 757 | 31 | |
| ARR. DE MOINS | 101 | 100 | | 154 | 67 | 1 227 | 25 | |
| ARR. DE MOUSCRON | 59 | 54 | | 59 | 20 | 305 | | |
| ARR. DE SOIGNIES | 142 | 144 | | 107 | 77 | 786 | 19 | |
| ARR. DE THUIN | 83 | 63 | | 139 | 42 | 740 | 10 | |
| ARR. DE TOURNAI | 111 | 102 | | 84 | 45 | 782 | 12 | |
| TOTAL | 819 | 715 | | 965 | 415 | 6 053 | 102 | |
| PROVINCE DE LIEGE | | | | | | | | |
| ARR. DE HUY | 111 | 54 | | 78 | 47 | 480 | 15 | |
| ARR. DE LIEGE | 515 | 282 | | 432 | 201 | 2 796 | 29 | |
| ARR. DE VERVIERS | 234 | 241 | | 193 | 89 | 1 660 | 17 | |
| ARR. DE WAREMME | 75 | 45 | | 87 | 36 | 384 | 3 | |
| TOTAL | 935 | 622 | | 790 | 373 | 5 320 | 64 | |
| PROVINCE DE LUXEMBOURG | | | | | | | | |
| ARR. D'ARLON | 66 | 39 | | 70 | 19 | 436 | 6 | |
| ARR. DE BASTOGNE | 46 | 21 | | 41 | 11 | 384 | 1 | |
| ARR. DE MARCHE-EN-FAMENNE | 57 | 17 | | 31 | 28 | 297 | 2 | |
| ARR. DE NEUFCHATEAU | 38 | 44 | | 39 | 31 | 508 | 4 | |
| ARR. DE VIRTON | 60 | 18 | | 38 | 11 | 376 | 2 | |
| TOTAL | 267 | 139 | | 219 | 100 | 2 001 | 15 | |
| PROVINCE DE NAMUR | | | | | | | | |
| ARR. DE DINANT | 80 | 69 | | 102 | 43 | 504 | 5 | |
| ARR. DE NAMUR | 203 | 204 | | 201 | 114 | 1 441 | 10 | |
| ARR. DE PHILIPPEVILLE | 45 | 25 | | 39 | 15 | 349 | 9 | |
| TOTAL | 328 | 298 | | 342 | 172 | 2 294 | 24 | |
| TOTAL REGION WALLONNE | 2 740 | 2 023 | | 2 586 | 1 256 | 18 096 | 235 | |
| LE ROYAUME | 15 016 | 16 449 | | 7 249 | 5 833 | 55 643 | 468 | 2 |

TABLEAU 18. - REPARTITION DES VEHICULES AUTOMOBILES NEUFS, MIS EN CIRCULATION PAR ARRONDISSEMENT ET D'APRES LE PAYS DE PROVENANCE - ANNEE 2001 (SUITE)

| ARRONDISSEMENTS | PAYS DE PROVENANCE | | | | | | | TOTAL |
|--|--------------------|--------|----------|--------|--------------|----------|--------|---------|
| | ISRAEL | SERBIE | ROUMANIE | BRESIL | COREE DU SUD | MALAISIE | AUTRES | |
| REGION BRUXELLES-CAPITALE | | | | | | | | |
| ARR. BRUXELLES-CAPITALE | | 1 | | | 626 | 4 | 383 | 122 261 |
| REGION FLAMANDE | | | | | | | | |
| PROVINCE D'ANVERS | | | | | | | | |
| ARR. D'ANVERS | | | | | 890 | 38 | 377 | 52 796 |
| ARR. DE MALINES | | | | | 282 | 4 | 177 | 13 266 |
| ARR. DE TURNHOUT | | | | | 266 | 6 | 177 | 14 422 |
| TOTAL | | | | | 1 438 | 48 | 731 | 80 484 |
| PROVINCE DE BRABANT FLAMAND | | | | | | | | |
| ARR. DE HAL-VILVORDE | | 1 | | | 854 | 14 | 229 | 73 174 |
| ARR. DE LOUVAIN | | | | | 421 | 26 | 116 | 17 719 |
| TOTAL | | 1 | | | 1 275 | 40 | 345 | 90 893 |
| PROVINCE DE LIMBOURG | | | | | | | | |
| ARR. DE HASSELT | | | | | 371 | 4 | 159 | 15 856 |
| ARR. DE MAASEIK | | | | | 175 | 1 | 75 | 8 080 |
| ARR. DE TONGRES | | | | | 120 | 1 | 101 | 10 557 |
| TOTAL | | | | | 666 | 6 | 335 | 34 493 |
| PROVINCE DE FLANDRE ORIENTALE | | | | | | | | |
| ARR. D'ALOST | | | | | 269 | 5 | 59 | 8 959 |
| ARR. DE TERMONDE | | | | | 174 | 1 | 109 | 6 405 |
| ARR. D'EEKLO | | | | | 51 | 1 | 60 | 2 565 |
| ARR. DE GAND | | | | | 354 | 5 | 182 | 19 064 |
| ARR. D'AUDENARDE | | | | | 78 | | 38 | 4 031 |
| ARR. DE SAINT-NICOLAS | | | | | 181 | 4 | 84 | 9 253 |
| TOTAL | | | | | 1 107 | 16 | 532 | 50 277 |
| PROVINCE DE FLANDRE OCCIDENTALE | | | | | | | | |
| ARR. DE BRUGES | | | | | 201 | | 170 | 11 328 |
| ARR. DE DIXMUEDE | | | | | 30 | | 87 | 1 960 |
| ARR. D'YPRES | | | | | 58 | | 68 | 4 715 |
| ARR. DE COURTRAI | | | | | 290 | | 128 | 13 592 |
| ARR. D'OSTENDE | | | | | 136 | 1 | 82 | 5 175 |
| ARR. DE ROULERS | | | | | 108 | | 96 | 5 388 |
| ARR. DE TIELT | | | | | 76 | | 89 | 2 911 |
| ARR. DE FURNES | | | | | 39 | | 45 | 3 151 |
| TOTAL | | | | | 938 | 1 | 765 | 48 220 |
| TOTAL REGION FLAMANDE | | 1 | | | 5 424 | 111 | 2 708 | 304 367 |
| REGION WALLONNE | | | | | | | | |
| PROVINCE DE BRABANT WALLON | | | | | | | | |
| ARR. DE NIVELLES | | 1 | | | 279 | 1 | 120 | 17 384 |
| PROVINCE DE HAINAUT | | | | | | | | |
| ARR. D'ATH | | | | | 67 | | 39 | 3 478 |
| ARR. DE CHARLEROI | | | | | 371 | 1 | 88 | 15 813 |
| ARR. DE MONS | | | | | 191 | 1 | 44 | 9 314 |
| ARR. DE MOUSCRON | | | | | 116 | 1 | 17 | 3 435 |
| ARR. DE SOIGNIES | | | | | 131 | | 45 | 7 150 |
| ARR. DE THUIN | | | | | 169 | | 43 | 5 621 |
| ARR. DE TOURNAI | | | | | 178 | 4 | 76 | 5 830 |
| TOTAL | | | | | 1 223 | 7 | 352 | 50 641 |
| PROVINCE DE LIEGE | | | | | | | | |
| ARR. DE HUY | | | | | 110 | | 43 | 4 754 |
| ARR. DE LIEGE | | | | | 839 | | 112 | 25 660 |
| ARR. DE VERVIERS | | | | | 286 | 1 | 86 | 11 648 |
| ARR. DE WAREMME | | | | | 70 | | 48 | 3 469 |
| TOTAL | | | | | 1 305 | 1 | 289 | 45 531 |
| PROVINCE DE LUXEMBOURG | | | | | | | | |
| ARR. D'ARLON | | | | | 80 | | 10 | 3 474 |
| ARR. DE BASTOGNE | | | | | 25 | | 27 | 2 284 |
| ARR. DE MARCHE-EN-FAMENNE | | | | | 49 | | 18 | 2 616 |
| ARR. DE NEUFCHATEAU | | | | | 51 | | 36 | 2 848 |
| ARR. DE VIRTON | | | | | 48 | | 18 | 2 802 |
| TOTAL | | | | | 253 | | 109 | 14 024 |
| PROVINCE DE NAMUR | | | | | | | | |
| ARR. DE DINANT | | | | | 57 | | 56 | 5 302 |
| ARR. DE NAMUR | | | | | 158 | | 100 | 11 848 |
| ARR. DE PHILIPPEVILLE | | | | | 57 | | 31 | 2 439 |
| TOTAL | | | | | 272 | | 187 | 19 589 |
| TOTAL REGION WALLONNE | | 2 | | | 3 332 | 9 | 1 057 | 147 169 |
| LE ROYAUME | | 4 | | | 9 382 | 124 | 4 148 | 573 797 |

**TABLEAU 19. - NOMBRE DE VOITURES PRIVEES NEUVES MISES EN
CIRCULATION PAR ARRONDISSEMENT ET PAR CYLINDREE**

ANNEE 2001

| ARRONDISSEMENTS | NOMBRE DE VOITURES PRIVEES PAR CLASSE DE CYLINDREE (EN CC) | | | | | | | | | TOTAL |
|--|--|---------|----------|-----------|-----------|-----------|-----------|-----------|-------|---------|
| | 1-400 | 401-800 | 801-1000 | 1001-1200 | 1201-1600 | 1601-2400 | 2401-3600 | 3601-5000 | +5000 | |
| REGION BRUXELLES-CAPITALE | | | | | | | | | | |
| ARR. BRUXELLES-CAPITALE | 45 | 474 | 1 246 | 8 186 | 17 246 | 70 235 | 6 158 | 316 | 56 | 103 962 |
| REGION FLAMANDE | | | | | | | | | | |
| PROVINCE D'ANVERS | | | | | | | | | | |
| ARR. D'ANVERS | 158 | 406 | 961 | 2 914 | 8 434 | 29 117 | 3 842 | 277 | 52 | 46 161 |
| ARR. DE MALINES | 55 | 47 | 260 | 701 | 2 347 | 6 749 | 1 305 | 81 | 8 | 11 653 |
| ARR. DE TURNHOUT | 74 | 43 | 228 | 719 | 2 355 | 7 457 | 841 | 83 | 15 | 11 815 |
| TOTAL | 287 | 496 | 1 449 | 4 334 | 13 136 | 43 323 | 5 988 | 441 | 75 | 69 629 |
| PROVINCE DE BRABANT FLAMAND | | | | | | | | | | |
| ARR. DE HAL-VILVORDE | 76 | 600 | 1 182 | 2 862 | 8 209 | 47 378 | 4 423 | 174 | 20 | 64 924 |
| ARR. DE LOUVAIN | 62 | 348 | 398 | 1 204 | 3 542 | 9 379 | 763 | 37 | 6 | 15 739 |
| TOTAL | 138 | 948 | 1 580 | 4 066 | 11 751 | 56 757 | 5 186 | 211 | 26 | 80 663 |
| PROVINCE DE LIMBOURG | | | | | | | | | | |
| ARR. DE HASSELT | 55 | 60 | 198 | 908 | 2 865 | 8 906 | 586 | 39 | 7 | 13 624 |
| ARR. DE MAASEIK | 33 | 32 | 126 | 410 | 1 294 | 4 522 | 431 | 45 | 5 | 6 898 |
| ARR. DE TONGRES | 31 | 20 | 463 | 1 183 | 2 393 | 5 058 | 332 | 33 | 5 | 9 518 |
| TOTAL | 119 | 112 | 787 | 2 501 | 6 552 | 18 486 | 1 349 | 117 | 17 | 30 040 |
| PROVINCE DE FLANDRE ORIENTALE | | | | | | | | | | |
| ARR. D'ALOST | 24 | 34 | 226 | 604 | 2 093 | 4 363 | 368 | 30 | 4 | 7 746 |
| ARR. DE TERMONDE | 18 | 33 | 131 | 486 | 1 405 | 2 917 | 274 | 14 | 3 | 5 281 |
| ARR. D'EEKLO | 17 | 12 | 67 | 141 | 508 | 1 194 | 125 | 4 | 1 | 2 069 |
| ARR. DE GAND | 78 | 173 | 423 | 1 500 | 3 983 | 8 678 | 1 100 | 53 | 8 | 15 996 |
| ARR. D'AUDENARDE | 10 | 16 | 81 | 252 | 818 | 1 931 | 199 | 10 | 3 | 3 320 |
| ARR. DE SAINT-NICOLAS | 82 | 27 | 197 | 611 | 1 720 | 4 399 | 410 | 19 | 4 | 7 469 |
| TOTAL | 229 | 295 | 1 125 | 3 594 | 10 527 | 23 482 | 2 476 | 130 | 23 | 41 881 |
| PROVINCE DE FLANDRE OCCIDENTALE | | | | | | | | | | |
| ARR. DE BRUGES | 46 | 44 | 189 | 696 | 2 713 | 5 228 | 525 | 29 | 4 | 9 474 |
| ARR. DE DIXMUE | 9 | 2 | 22 | 87 | 233 | 932 | 65 | 2 | 1 | 1 353 |
| ARR. D'YPRES | 16 | 11 | 67 | 227 | 670 | 2 772 | 111 | 3 | | 3 877 |
| ARR. DE COURTRAI | 46 | 36 | 160 | 538 | 2 035 | 7 769 | 664 | 37 | 5 | 11 290 |
| ARR. D'OSTENDE | 52 | 28 | 96 | 311 | 1 282 | 2 283 | 220 | 9 | 2 | 4 283 |
| ARR. DE ROULERS | 29 | 7 | 65 | 220 | 798 | 2 535 | 312 | 23 | 2 | 3 991 |
| ARR. DE TIELT | 12 | 10 | 32 | 113 | 385 | 1 356 | 169 | 10 | 2 | 2 089 |
| ARR. DE FURNES | 16 | 18 | 38 | 141 | 436 | 1 618 | 100 | 6 | | 2 373 |
| TOTAL | 226 | 156 | 669 | 2 333 | 8 552 | 24 493 | 2 166 | 119 | 16 | 38 730 |
| TOTAL REGION FLAMANDE | 999 | 2 007 | 5 610 | 16 828 | 50 518 | 166 541 | 17 165 | 1 018 | 157 | 260 843 |
| REGION WALLONNE | | | | | | | | | | |
| PROVINCE DE BRABANT WALLON | | | | | | | | | | |
| ARR. DE NIVELLES | 34 | 58 | 336 | 1 625 | 3 981 | 8 508 | 841 | 70 | 8 | 15 461 |
| PROVINCE DE HAINAUT | | | | | | | | | | |
| ARR. D'ATH | 8 | 5 | 67 | 225 | 677 | 1 974 | 80 | 2 | | 3 038 |
| ARR. DE CHARLEROI | 36 | 32 | 434 | 1 408 | 3 416 | 8 462 | 390 | 14 | 6 | 14 198 |
| ARR. DE MONS | 29 | 23 | 260 | 829 | 1 850 | 4 574 | 188 | 4 | | 7 757 |
| ARR. DE MOUSCRON | 6 | 12 | 57 | 240 | 677 | 1 811 | 101 | 5 | | 2 909 |
| ARR. DE SOIGNIES | 23 | 7 | 156 | 614 | 1 388 | 3 511 | 146 | 4 | 1 | 5 850 |
| ARR. DE THUIN | 19 | 7 | 167 | 477 | 1 223 | 3 033 | 120 | 8 | 1 | 5 055 |
| ARR. DE TOURNAI | 12 | 10 | 131 | 371 | 1 146 | 3 224 | 128 | 4 | 2 | 5 028 |
| TOTAL | 133 | 96 | 1 272 | 4 164 | 10 377 | 26 589 | 1 153 | 41 | 10 | 43 835 |
| PROVINCE DE LIEGE | | | | | | | | | | |
| ARR. DE HUY | 11 | 22 | 79 | 433 | 1 046 | 2 526 | 101 | 3 | 1 | 4 222 |
| ARR. DE LIEGE | 39 | 148 | 679 | 2 533 | 6 327 | 12 975 | 555 | 18 | 1 | 23 275 |
| ARR. DE VERVIERS | 19 | 82 | 321 | 992 | 2 587 | 5 474 | 330 | 12 | 1 | 9 818 |
| ARR. DE WAREMME | 9 | 10 | 67 | 246 | 702 | 2 025 | 86 | 2 | | 3 147 |
| TOTAL | 78 | 262 | 1 146 | 4 204 | 10 662 | 23 000 | 1 072 | 35 | 3 | 40 462 |
| PROVINCE DE LUXEMBOURG | | | | | | | | | | |
| ARR. D'ARLON | 3 | 15 | 55 | 228 | 1 025 | 1 909 | 63 | 1 | | 3 299 |
| ARR. DE BASTOGNE | 3 | 30 | 39 | 164 | 421 | 1 112 | 73 | | | 1 842 |
| ARR. DE MARCHE-EN-FAMENNE | 5 | 3 | 46 | 164 | 501 | 1 473 | 72 | 3 | | 2 267 |
| ARR. DE NEUFCHATEAU | 6 | 4 | 60 | 203 | 578 | 1 510 | 56 | 1 | | 2 418 |
| ARR. DE VIRTON | 5 | 5 | 45 | 191 | 642 | 1 590 | 43 | 2 | | 2 523 |
| TOTAL | 22 | 57 | 245 | 950 | 3 167 | 7 594 | 307 | 7 | | 12 349 |
| PROVINCE DE NAMUR | | | | | | | | | | |
| ARR. DE DINANT | 10 | 2 | 76 | 327 | 894 | 3 038 | 100 | 4 | 1 | 4 452 |
| ARR. DE NAMUR | 28 | 26 | 242 | 947 | 2 458 | 6 420 | 334 | 9 | | 10 464 |
| ARR. DE PHILIPPEVILLE | 7 | 4 | 61 | 165 | 445 | 1 394 | 51 | 4 | | 2 131 |
| TOTAL | 45 | 32 | 379 | 1 439 | 3 797 | 10 852 | 485 | 17 | 1 | 17 047 |
| TOTAL REGION WALLONNE | 312 | 505 | 3 378 | 12 382 | 31 984 | 76 543 | 3 858 | 170 | 22 | 129 154 |
| LE ROYAUME | 1 356 | 2 986 | 10 234 | 37 396 | 99 748 | 313 319 | 27 181 | 1 504 | 235 | 493 959 |

TABLEAU 20. - NOMBRES DE VEHICULES AUTOMOBILES NEUFS, MIS EN CIRCULATION PAR COMMUNE ET PAR GENRE
ANNEE 2001

PROVINCE D'ANVERS

| ARRONDISSEMENTS ET COMMUNES | VOITURES POUR PER- SONNES | AUTOBUS ET AUTOCARS | VEHICULES POUR LE TRANS- PORT DE MARCHAN- DISES | TRACTEURS | TRACTEURS AGRICOLIS | MACHINES OUTILS ET VEHICULES SPECIAUX | TOTAL |
|-----------------------------|------------------------------------|---------------------------|--|-----------|------------------------|---|--------|
| ARR. D'ANVERS | | | | | | | |
| AARTSELAAR | 8 024 | 4 | 577 | 4 | 1 | | 8 610 |
| ANVERS | 20 012 | 57 | 2 913 | 153 | 15 | 120 | 23 270 |
| BOECHOUT | 349 | 4 | 53 | 4 | 4 | | 414 |
| BOOM | 390 | | 38 | | | 1 | 429 |
| BORSBEEK | 303 | | 35 | | | 1 | 339 |
| BRASSCHAAT | 1 691 | | 130 | | 5 | 7 | 1 833 |
| BRECHT | 901 | 1 | 163 | 9 | 14 | 4 | 1 092 |
| EDEGEM | 650 | 1 | 36 | | | 3 | 690 |
| ESSEN | 579 | 2 | 85 | 3 | 19 | 2 | 690 |
| HEMIKSEM | 269 | | 24 | | | | 293 |
| HOVE | 208 | | 26 | | | | 234 |
| KALMTHOUT | 593 | | 76 | 10 | 12 | 3 | 694 |
| KAPellen | 1 037 | | 113 | 1 | 4 | 6 | 1 161 |
| KONTICH | 1 747 | | 183 | 15 | 3 | 5 | 1 953 |
| LINT | 260 | | 23 | 10 | | | 293 |
| MORTSEL | 619 | | 59 | | | | 678 |
| NIEL | 230 | 1 | 28 | 3 | | 1 | 263 |
| RANST | 535 | | 105 | 2 | 6 | 7 | 655 |
| RUMST | 431 | | 56 | 8 | 1 | 1 | 497 |
| SHELLE | 231 | | 19 | 9 | 3 | 4 | 266 |
| SCHILDE | 744 | | 73 | 12 | 1 | | 830 |
| SCHÖTEN | 1 067 | | 122 | 8 | 2 | 5 | 1 204 |
| STABROEK | 698 | | 72 | 12 | 6 | 9 | 797 |
| WIJNEGEM | 330 | | 72 | 3 | | 15 | 420 |
| WOMMELGEM | 1 523 | 1 | 150 | 4 | 3 | 5 | 1 686 |
| WUJSTWEZEL | 551 | | 100 | 15 | 9 | 14 | 689 |
| ZANDHOVEN | 419 | | 84 | 2 | 4 | 4 | 513 |
| ZOERSEL | 653 | | 96 | 20 | 1 | 1 | 771 |
| ZWIJNDRECHT | 831 | 2 | 100 | 26 | | 20 | 979 |
| MALLE | 432 | 3 | 104 | 8 | 4 | 2 | 553 |
| TOTAL | 46 307 | 76 | 5 715 | 341 | 117 | 240 | 52 796 |
| ARR. DE MALINES | | | | | | | |
| BERLAAR | 310 | | 67 | 2 | 3 | 2 | 384 |
| BONHEIDEN | 450 | | 33 | | 2 | 2 | 487 |
| BORNEM | 3 468 | | 86 | 4 | 5 | 5 | 3 568 |
| DUFFEL | 408 | | 38 | 1 | 4 | | 451 |
| HEIST-OP-DEN-BERG | 1 070 | | 172 | 38 | 6 | 5 | 1 291 |
| LIERRE | 1 078 | 40 | 198 | 11 | 2 | 1 | 1 330 |
| MALINES | 1 911 | 195 | 270 | 8 | 5 | 5 | 2 394 |
| NIJLEN | 605 | | 58 | 2 | 4 | | 669 |
| PUTTE | 470 | | 67 | 4 | 2 | 2 | 545 |
| PUURS | 452 | | 54 | 10 | 8 | 2 | 526 |
| SINT-AMANDS | 194 | | 33 | | 8 | 6 | 241 |
| SINT-KATELIJNE-WAVER | 588 | | 91 | 33 | 10 | 2 | 724 |
| WILLEBROEK | 582 | 3 | 65 | 2 | 3 | 1 | 656 |
| TOTAL | 11 586 | 238 | 1 232 | 115 | 62 | 33 | 13 266 |
| ARR. DE TURNHOUT | | | | | | | |
| ARENDONK | 318 | 2 | 78 | 8 | 4 | 3 | 413 |
| BAERLE-DUC | 67 | | 10 | | 1 | 2 | 80 |
| BALEN | 495 | 2 | 95 | 2 | 2 | 5 | 601 |
| BEERSE | 462 | 2 | 80 | 12 | 8 | 5 | 569 |
| DESSEL | 232 | 1 | 68 | 11 | 2 | 5 | 319 |
| GEELE | 944 | 2 | 205 | 52 | 12 | 9 | 1 224 |
| GROBBENDONK | 392 | | 75 | 9 | 4 | 2 | 482 |
| HERENTALS | 757 | 1 | 132 | 16 | 3 | 6 | 915 |
| HERENTHOUT | 215 | | 31 | 1 | 4 | | 251 |
| HERSEL | 377 | | 71 | 6 | 4 | 5 | 463 |
| HOOGSTRATEN | 619 | | 91 | 15 | 26 | 6 | 757 |
| HULSHOUT | 239 | | 47 | 7 | 2 | | 295 |
| KASTERLEE | 428 | | 100 | 4 | 8 | 8 | 548 |
| LILLE | 382 | | 74 | 5 | 7 | 1 | 469 |
| MEERHOUT | 230 | 1 | 34 | 1 | 2 | | 268 |

**TABLEAU 20. - NOMBRES DE VEHICULES AUTOMOBILES NEUFS, MIS EN
CIRCULATION PAR COMMUNE ET PAR GENRE**

ANNEE 2001

(SUITE)

PROVINCE D'ANVERS

| ARRONDISSEMENTS ET COMMUNES | VOITURES POUR PER- SONNES | AUTOBUS ET AUTOCARS | VEHICULES POUR LE TRANS- PORT DE MARCHAN- DISSES | TRACTEURS | TRACTEURS AGRICOLES | MACHINES OUTILS ET VEHICULES SPECIAUX | TOTAL |
|---------------------------------------|------------------------------------|---------------------------|---|------------|------------------------|---|---------------|
| ARR. DE TURNHOUT | | | | | | | |
| MERKSPLAS | 253 | | 56 | 8 | 6 | 2 | 325 |
| MOL | 852 | 6 | 108 | 3 | 6 | 2 | 977 |
| OLEN | 304 | | 85 | 2 | 2 | 1 | 394 |
| OULD-TURNHOUT | 404 | | 68 | 2 | 2 | 6 | 482 |
| RAVELS | 452 | | 75 | 10 | 6 | 7 | 550 |
| RETIE | 244 | | 45 | 3 | 4 | 2 | 298 |
| RIJKEVORSEL | 299 | 5 | 43 | 12 | 9 | | 368 |
| TURNHOUT | 1 302 | 3 | 198 | 20 | 8 | 4 | 1 535 |
| VORSELAAR | 202 | | 33 | 8 | 5 | 2 | 250 |
| VOSSOLAAR | 322 | | 31 | | | | 353 |
| WESTERLO | 660 | 2 | 122 | 7 | 5 | 5 | 801 |
| LAAKDAL | 378 | 2 | 44 | 7 | 4 | | 435 |
| TOTAL | 11 829 | 29 | 2 099 | 231 | 146 | 88 | 14 422 |
| RECAPITULATION ARRONDISSEMENTS | | | | | | | |
| ANVERS | 46 307 | 76 | 5 715 | 341 | 117 | 240 | 52 796 |
| MALINES | 11 586 | 238 | 1 232 | 115 | 62 | 33 | 13 266 |
| TURNHOUT | 11 829 | 29 | 2 099 | 231 | 146 | 88 | 14 422 |
| TOTAL PROVINCE | 69 722 | 343 | 9 046 | 687 | 325 | 361 | 80 484 |

**TABLEAU 20. - NOMBRES DE VEHICULES AUTOMOBILES NEUFS, MIS EN
CIRCULATION PAR COMMUNE ET PAR GENRE**

ANNEE 2001

(SUITE)

REGION BRUXELLES-CAPITALE

| ARRONDISSEMENTS ET COMMUNES | VOITURES POUR PER- SONNES | AUTOBUS ET AUTOCARS | VEHICULES POUR LE TRANS- PORT DE MARCHAN- DISES | TRACTEURS | TRACTEURS AGRICOLES | MACHINES OUTILS ET VEHICULES SPECIAUX | TOTAL |
|---------------------------------------|------------------------------------|---------------------------|--|--------------|------------------------|---|----------------|
| ARR. DE BRUXELLES-CAPITALE | | | | | | | |
| ANDERLECHT | 2 214 | 6 | 480 | 3 | | 4 | 2 707 |
| AUDERGHEM | 1 139 | 8 | 104 | | 7 | 1 | 1 259 |
| BERCHEM-SAINT-AGATHE | 517 | 3 | 252 | 314 | | 3 | 1 089 |
| BRUXELLES | 20 850 | 10 | 7 111 | 643 | 31 | 163 | 28 808 |
| ETTERBEEK | 1 042 | 1 | 98 | 1 | 1 | | 1 143 |
| EVERE | 28 465 | 2 | 1 997 | 1 | | | 30 465 |
| FOREST | 7 672 | 1 | 572 | 1 | | | 8 246 |
| GANSHOREN | 520 | | 35 | | | | 555 |
| IXELLES | 16 878 | 2 | 725 | | 1 | 5 | 17 611 |
| JETTE | 996 | 4 | 84 | 10 | | 1 | 1 095 |
| KOEKELBERG | 342 | | 24 | 1 | | 1 | 368 |
| MOLENBEEK-SAINT-JEAN | 3 488 | 10 | 481 | 5 | 1 | 1 | 3 986 |
| SAINT-GILLES | 934 | 33 | 280 | | 2 | 4 | 1 253 |
| SAINT-JOSSE-TEN-NOODE | 247 | | 38 | | | | 285 |
| SCHAERBEEK | 2 108 | 1 | 265 | | 6 | 9 | 2 389 |
| UCCLE | 12 610 | 1 | 1 539 | 4 | 2 | 10 | 14 166 |
| WATERMAEL-BOITSFORT | 902 | | 116 | 64 | 1 | 42 | 1 125 |
| WOLUWE-SAINT-LAMBERT | 3 751 | 1 | 326 | 52 | | 3 | 4 133 |
| WOLUWE-SAINT-PIERRE | 1 428 | 1 | 135 | 6 | 2 | 6 | 1 578 |
| TOTAL | 106 103 | 84 | 14 662 | 1 105 | 54 | 253 | 122 261 |
| RECAPITULATION ARRONDISSEMENTS | | | | | | | |
| BRUXELLES-CAPITALE | 106 103 | 84 | 14 662 | 1 105 | 54 | 253 | 122 261 |

TABLEAU 20. - NOMBRES DE VEHICULES AUTOMOBILES NEUFS, MIS EN CIRCULATION PAR COMMUNE ET PAR GENRE

ANNEE 2001

(SUITE)

PROVINCE DE BRABANT FLAMAND

| ARRONDISSEMENTS ET COMMUNES | VOITURES POUR PER- SONNES | AUTOBUS ET AUTOCARS | VEHICULES POUR LE TRANS- PORT DE MARCHAN- DISES | TRACTEURS | TRACTEURS AGRICOLLES | MACHINES OUTILS ET VEHICULES SPECIAUX | TOTAL |
|-----------------------------|------------------------------------|---------------------------|--|-----------|-------------------------|---|--------|
| ARR. DE HAL-VILVORDE | | | | | | | |
| ASSE | 921 | 1 | 133 | 64 | 7 | 2 | 1 128 |
| BEERSEL | 834 | 2 | 54 | | 3 | | 893 |
| BIEVENE | 68 | | 7 | | 2 | | 77 |
| DILBEEK | 1 361 | | 123 | 6 | 5 | 3 | 1 498 |
| GAMMERAGES | 262 | | 27 | | 3 | 3 | 295 |
| GOOIK | 260 | | 46 | 11 | 5 | 5 | 327 |
| GRIMBERGEN | 1 274 | 1 | 111 | 3 | 1 | 3 | 1 393 |
| HAL | 1 424 | | 139 | 8 | 1 | 3 | 1 575 |
| HERNE | 184 | | 26 | 3 | 4 | 2 | 219 |
| HOEILAART | 365 | | 44 | | | | 409 |
| KAMPENHOUT | 381 | 2 | 45 | 3 | 8 | | 439 |
| KAPELLE-OP-DEN-BOS | 237 | | 35 | 1 | | 1 | 274 |
| LIEDEKERKE | 374 | | 34 | 1 | 1 | 1 | 411 |
| LONDERZEEL | 562 | | 82 | 19 | 13 | 12 | 688 |
| MACHELEN | 16 425 | | 1 853 | 608 | 17 | 57 | 18 960 |
| MEISE | 654 | 2 | 76 | 10 | 3 | 5 | 750 |
| MERCHTEM | 445 | | 75 | 3 | 10 | 2 | 535 |
| OPWIJK | 337 | | 48 | 6 | | 1 | 392 |
| OVERIJSE | 1 018 | 1 | 80 | 3 | 3 | 5 | 1 110 |
| PEPINGEN | 106 | | 19 | 1 | 6 | 1 | 133 |
| SINT-PIETERS-LEEUV | 928 | 5 | 99 | 1 | 5 | 2 | 1 040 |
| STEENOKKERZEEL | 357 | | 52 | | 4 | | 413 |
| TERNAT | 439 | | 58 | 22 | 3 | | 522 |
| VILVORDE | 4 490 | 4 | 1 417 | 183 | | 16 | 6 110 |
| ZAVENTEM | 27 547 | 2 | 1 747 | 20 | 4 | 6 | 29 326 |
| ZEMST | 641 | | 43 | 12 | 3 | 2 | 701 |
| ROOSDAAL | 312 | | 23 | | 2 | 1 | 338 |
| DROGENBOS | 151 | | 23 | | | | 174 |
| KRAAINEM | 442 | | 14 | | | | 456 |
| LINKEBEEK | 168 | | 10 | | | 1 | 179 |
| RHODE-SAINT-GENESE | 709 | | 37 | | | | 746 |
| WEMMEL | 530 | 1 | 41 | 3 | | | 575 |
| WEZEMBEEK-OPPEM | 394 | | 18 | 1 | | | 413 |
| LENNIK | 256 | | 23 | 3 | | 1 | 283 |
| AFFLIGEM | 350 | | 40 | | 1 | 1 | 392 |
| TOTAL | 65 206 | 21 | 6 702 | 995 | 114 | 136 | 73 174 |
| ARR. DE LOUVAIN | | | | | | | |
| AARSCHOT | 903 | | 133 | 2 | 6 | 2 | 1 046 |
| BEGIJNENDIJK | 376 | | 64 | 3 | 1 | | 444 |
| BEKKEVOORT | 159 | 1 | 22 | 1 | 9 | 2 | 194 |
| BERTEM | 267 | 1 | 31 | 3 | 4 | | 306 |
| BIERBEEK | 441 | | 37 | 11 | 3 | 2 | 494 |
| BOORTMEERBEEK | 958 | | 55 | 1 | | 2 | 1 016 |
| BOUTERSEM | 213 | 1 | 21 | | 3 | 1 | 239 |
| DIEST | 770 | | 81 | 4 | 2 | 1 | 858 |
| GEETBETS | 146 | | 21 | 2 | 5 | 6 | 180 |
| HAACHT | 401 | 4 | 50 | 8 | 11 | | 474 |
| HERENT | 880 | | 81 | 4 | 1 | 1 | 967 |
| HOEGAARDEN | 198 | | 19 | 2 | 8 | 3 | 230 |
| HOLSBEEK | 618 | | 36 | 3 | 7 | 3 | 667 |
| HULDENBERG | 298 | | 34 | | 1 | 1 | 334 |
| KEERBERGEN | 432 | | 49 | 2 | 1 | 1 | 485 |
| KORTENAKEN | 218 | 1 | 23 | 2 | 5 | 2 | 251 |
| KORTENBERG | 563 | 1 | 79 | 3 | 5 | 4 | 655 |
| LANDEN | 508 | | 32 | 16 | 5 | 1 | 562 |
| LOUVAIN | 2 191 | | 226 | 4 | 5 | 6 | 2 432 |
| LUBBEEK | 581 | 1 | 61 | 4 | 2 | 3 | 652 |
| OLD-HEVERLEE | 417 | | 30 | | | | 447 |
| ROTSelaar | 468 | 1 | 57 | 2 | 1 | | 529 |
| TERVUREN | 758 | | 31 | | 2 | 2 | 793 |
| TIRLEMONT | 1 038 | 2 | 103 | 2 | 8 | 4 | 1 157 |
| TREMELO | 454 | 7 | 45 | 3 | | 1 | 510 |
| LEAU | 260 | | 27 | | 2 | 2 | 291 |
| LINTER | 182 | | 25 | 1 | 5 | 2 | 215 |
| MONTAIGU-ZICHEM | 710 | 2 | 71 | 6 | 2 | | 791 |
| TIELT-WINGE | 290 | 3 | 27 | 1 | 8 | 2 | 331 |

TABLEAU 20. - NOMBRES DE VEHICULES AUTOMOBILES NEUFS, MIS EN CIRCULATION PAR COMMUNE ET PAR GENRE

ANNEE 2001

(SUITE)

PROVINCE DE BRABANT FLAMAND

| ARRONDISSEMENTS ET COMMUNES | VOITURES POUR PER- SONNES | AUTOBUS ET AUTOCARS | VEHICULES POUR LE TRANS- PORT DE MARCHAN- DISES | TRACTEURS | TRACTEURS AGRICOLES | MACHINES OUTILS ET VEHICULES SPECIAUX | TOTAL |
|---------------------------------------|------------------------------------|---------------------------|--|--------------|------------------------|---|---------------|
| ARR. DE LOUVAIN | | | | | | | |
| GLABBEEK | 148 | | 17 | | 4 | | 169 |
| TOTAL | 15 846 | 25 | 1 588 | 90 | 116 | 54 | 17 719 |
| RECAPITULATION ARRONDISSEMENTS | | | | | | | |
| HAL-VILVORDE | 65 206 | 21 | 6 702 | 995 | 114 | 136 | 73 174 |
| LOUVAIN | 15 846 | 25 | 1 588 | 90 | 116 | 54 | 17 719 |
| TOTAL PROVINCE | 81 052 | 46 | 8 290 | 1 085 | 230 | 190 | 90 893 |

**TABLEAU 20. - NOMBRES DE VEHICULES AUTOMOBILES NEUFS, MIS EN
CIRCULATION PAR COMMUNE ET PAR GENRE**

ANNEE 2001

(SUITE)

PROVINCE DE BRABANT WALLON

| ARRONDISSEMENTS ET COMMUNES | VOITURES POUR PER- SONNES | AUTOBUS ET AUTOCARS | VEHICULES POUR LE TRANS- PORT DE MARCHAN- DISES | TRACTEURS | TRACTEURS AGRICOLES | MACHINES OUTILS ET VEHICULES SPECIAUX | TOTAL |
|---------------------------------------|------------------------------------|---------------------------|--|-----------|------------------------|---|---------------|
| ARR. DE NIVELLES | | | | | | | |
| BEAUVECHAIN | 248 | | 27 | | 6 | 1 | 282 |
| BRAINE-L'ALLEUD | 2 072 | 2 | 164 | 3 | 12 | 6 | 2 259 |
| BRAINE-LE-CHATEAU | 351 | | 51 | | 13 | 2 | 417 |
| CHAUMONT-GISTOUX | 461 | | 54 | 2 | 3 | 1 | 521 |
| COURT-SAINT-ETIENNE | 405 | | 50 | | 2 | 3 | 460 |
| GENAPPE | 548 | | 53 | 8 | 8 | 9 | 626 |
| GREZ-DOICEAU | 480 | | 50 | | 7 | 4 | 541 |
| INCOURT | 172 | | 24 | | | 2 | 198 |
| ITTRE | 243 | 1 | 26 | | 7 | | 277 |
| JODOIGNE | 523 | 1 | 94 | 1 | 11 | 2 | 632 |
| LA HULPE | 312 | | 31 | | 1 | | 344 |
| MONT-SAINT-GUIBERT | 234 | | 31 | | 2 | 1 | 268 |
| NIVELLES | 1 309 | | 90 | 1 | 3 | 1 | 1 404 |
| PERWEZ | 253 | | 33 | | 5 | 7 | 298 |
| RIXENSART | 813 | 2 | 40 | | 2 | 1 | 858 |
| TUBIZE | 645 | | 71 | 3 | 2 | 1 | 722 |
| VILLERS-LA-VILLE | 402 | | 37 | 1 | 1 | | 441 |
| WATERLOO | 1 355 | | 75 | | 2 | 2 | 1 434 |
| WAVRE | 1 778 | 1 | 161 | | 5 | 2 | 1 947 |
| CHASTRE | 244 | | 23 | | 2 | 4 | 273 |
| HELECINE | 120 | | 5 | | 1 | | 126 |
| LASNE | 759 | | 44 | 2 | 8 | | 813 |
| ORP-JAUCHE | 316 | | 26 | | 1 | 3 | 346 |
| OTTIGNIES-LOUVAIN-LA-NEUVE | 961 | | 87 | | 2 | 4 | 1 054 |
| RAMILLIES | 211 | | 22 | 1 | 4 | 1 | 239 |
| REBECQ | 309 | 1 | 31 | | 7 | 1 | 349 |
| WALHAIN | 225 | 2 | 23 | | 3 | 2 | 255 |
| TOTAL | 15 749 | 10 | 1 423 | 22 | 120 | 60 | 17 384 |
| RECAPITULATION ARRONDISSEMENTS | | | | | | | |
| NIVELLES | 15 749 | 10 | 1 423 | 22 | 120 | 60 | 17 384 |

TABLEAU 20. - NOMBRES DE VEHICULES AUTOMOBILES NEUFS, MIS EN CIRCULATION PAR COMMUNE ET PAR GENRE

ANNEE 2001

(SUITE)

PROVINCE DE FLANDRE OCCIDENTALE

| ARRONDISSEMENTS ET COMMUNES | VOITURES POUR PER- SONNES | AUTOBUS ET AUTOCARS | VEHICULES POUR LE TRANS- PORT DE MARCHAN- DISES | TRACTEURS | TRACTEURS AGRICOLIS | MACHINES OUTILS ET VEHICULES SPECIAUX | TOTAL |
|-----------------------------|------------------------------------|---------------------------|--|-----------|------------------------|---|--------|
| ARR. DE BRUGES | | | | | | | |
| BEERNEM | 322 | | 67 | 16 | 14 | 3 | 422 |
| BLANKENBERGE | 385 | | 43 | | | 6 | 434 |
| BRUGES | 5 340 | 12 | 514 | 105 | 10 | 9 | 5 990 |
| DAMME | 267 | | 47 | 2 | 7 | 5 | 328 |
| JABBEKE | 434 | | 96 | 4 | 17 | 13 | 564 |
| OOSTKAMP | 563 | | 121 | 14 | 11 | 5 | 714 |
| TORHOUT | 502 | 15 | 108 | 10 | 11 | 5 | 651 |
| ZEDELGEM | 594 | | 119 | 24 | 19 | 12 | 768 |
| ZUIENKERKE | 81 | | 17 | 22 | 14 | 19 | 153 |
| KNOKKE-HEIST | 1 101 | | 188 | 7 | 2 | 6 | 1 304 |
| TOTAL | 9 589 | 27 | 1 320 | 204 | 105 | 83 | 11 328 |
| ARR. DE DIXMUDE | | | | | | | |
| DIXMUDE | 532 | 2 | 222 | 23 | 59 | 6 | 844 |
| HOUTHULST | 193 | | 46 | 1 | 14 | 3 | 257 |
| KOEKELARE | 199 | 7 | 34 | 2 | 10 | | 252 |
| KORTEMARK | 369 | 2 | 75 | 18 | 21 | 5 | 490 |
| LO-RENINGE | 69 | | 24 | 10 | 11 | 3 | 117 |
| TOTAL | 1 362 | 11 | 401 | 54 | 115 | 17 | 1 960 |
| ARR. D'YPRES | | | | | | | |
| YPRES | 1 479 | 3 | 178 | 15 | 19 | 6 | 1 700 |
| MESSINES | 20 | | 2 | | | | 22 |
| POPERINGE | 1 271 | 1 | 140 | 19 | 28 | 5 | 1 464 |
| WERVIK | 399 | | 67 | 1 | 12 | 8 | 487 |
| ZONNEBEKE | 346 | 12 | 77 | 6 | 18 | 3 | 462 |
| HEUVELLAND | 221 | | 39 | 10 | 10 | 4 | 284 |
| LANGEMARK-POELKAPPELLE | 135 | 1 | 35 | 10 | 13 | 3 | 197 |
| VLETEREN | 74 | | 13 | 1 | 11 | | 99 |
| TOTAL | 3 945 | 17 | 551 | 62 | 111 | 29 | 4 715 |
| ARR. DE COURTRAI | | | | | | | |
| ANZEGEM | 318 | | 83 | 5 | 9 | 3 | 418 |
| AVELGEM | 218 | | 36 | 4 | 6 | 2 | 266 |
| DEERLIJK | 348 | | 65 | 9 | 3 | 2 | 427 |
| HARELBEKE | 696 | 2 | 155 | 14 | 6 | 8 | 881 |
| COURTRAI | 5 613 | 10 | 707 | 16 | 6 | 15 | 6 367 |
| KUURNE | 751 | | 140 | 1 | 7 | 2 | 901 |
| LENDELEDE | 128 | | 36 | 2 | 3 | 4 | 173 |
| MENIN | 938 | | 165 | 28 | 14 | 3 | 1 148 |
| WAREGEM | 1 061 | 3 | 246 | 32 | 6 | 12 | 1 360 |
| WEVELGEM | 764 | 3 | 137 | 15 | 23 | 17 | 959 |
| ZWEVEGEM | 513 | | 74 | 11 | 14 | 7 | 619 |
| ESPIERRES-HELCHIN | 46 | | 12 | 14 | 1 | | 73 |
| TOTAL | 11 394 | 18 | 1 856 | 151 | 98 | 75 | 13 592 |
| ARR. D'OSTENDE | | | | | | | |
| BREDENE | 403 | | 35 | 1 | 4 | 1 | 444 |
| GISTEL | 267 | | 57 | 9 | 4 | 6 | 343 |
| ICHTEGEM | 318 | 1 | 58 | 6 | 9 | 3 | 395 |
| MIDDELKERKE | 430 | | 59 | 2 | 13 | 5 | 509 |
| OSTENDE | 2 492 | 2 | 253 | 10 | 3 | 23 | 2 783 |
| ODENBURG | 235 | 20 | 39 | 24 | 5 | 8 | 331 |
| DE HAAN | 331 | | 35 | 2 | 1 | 1 | 370 |
| TOTAL | 4 476 | 23 | 536 | 54 | 39 | 47 | 5 175 |

**TABLEAU 20. - NOMBRES DE VEHICULES AUTOMOBILES NEUFS, MIS EN
CIRCULATION PAR COMMUNE ET PAR GENRE**

ANNEE 2001

(SUITE)

PROVINCE DE FLANDRE OCCIDENTALE

| ARRONDISSEMENTS ET COMMUNES | VOITURES POUR PER- SONNES | AUTOBUS ET AUTOCARS | VEHICULES POUR LE TRANS- PORT DE MARCHAN- DISES | TRACTEURS | TRACTEURS AGRICOLLES | MACHINES OUTILS ET VEHICULES SPECIAUX | TOTAL |
|---------------------------------------|------------------------------------|---------------------------|--|-----------|-------------------------|---|--------|
| ARR. DE ROULERS | | | | | | | |
| HOOGLEDE | 259 | 1 | 61 | 110 | 15 | 1 | 447 |
| INGELMUNSTER | 375 | 1 | 64 | 3 | 7 | 6 | 456 |
| IZEGEM | 693 | | 184 | 27 | 11 | 4 | 919 |
| LEDEGEM | 199 | | 55 | 10 | 6 | 2 | 272 |
| LICHTERVELDE | 220 | 1 | 46 | 10 | 7 | | 284 |
| MOORSLEDE | 228 | 1 | 60 | 27 | 5 | 4 | 325 |
| ROULERS | 1 810 | 25 | 386 | 44 | 12 | 18 | 2 295 |
| STADEN | 263 | | 83 | 13 | 26 | 5 | 390 |
| TOTAL | 4 047 | 29 | 939 | 244 | 89 | 40 | 5 388 |
| ARR. DE TIELT | | | | | | | |
| DENTERGEM | 156 | 1 | 46 | 3 | 12 | 7 | 225 |
| MEULEBEKE | 227 | | 65 | 10 | 12 | 2 | 316 |
| OOSTROZEBEKE | 174 | | 40 | 13 | 8 | 6 | 241 |
| PITTEM | 193 | | 48 | 23 | 14 | 7 | 285 |
| RUISELEDE | 85 | 1 | 31 | 4 | 6 | | 127 |
| TIELT | 514 | 2 | 107 | 22 | 17 | 8 | 670 |
| WIELSBEKE | 255 | | 60 | 22 | 2 | 5 | 344 |
| WINGENE | 270 | | 80 | 6 | 13 | 9 | 378 |
| ARDOOIE | 225 | | 56 | 24 | 16 | 4 | 325 |
| TOTAL | 2 099 | 4 | 533 | 127 | 100 | 48 | 2 911 |
| ARR. DE FURNES | | | | | | | |
| ALVERINGEM | 96 | | 25 | | 15 | 4 | 140 |
| LA PANNE | 253 | | 19 | | 1 | 1 | 274 |
| KOKSIJDE | 846 | | 473 | 1 | 10 | 5 | 1 335 |
| NIEUPOORT | 411 | | 47 | 1 | 2 | 6 | 467 |
| FURNES | 826 | | 75 | 15 | 15 | 4 | 935 |
| TOTAL | 2 432 | | 639 | 17 | 43 | 20 | 3 151 |
| RECAPITULATION ARRONDISSEMENTS | | | | | | | |
| BRUGES | 9 589 | 27 | 1 320 | 204 | 105 | 83 | 11 328 |
| DIXMUDE | 1 362 | 11 | 401 | 54 | 115 | 17 | 1 960 |
| YPRES | 3 945 | 17 | 551 | 62 | 111 | 29 | 4 715 |
| COURTRAI | 11 394 | 18 | 1 856 | 151 | 98 | 75 | 13 592 |
| OSTENDE | 4 476 | 23 | 536 | 54 | 39 | 47 | 5 175 |
| ROULERS | 4 047 | 29 | 939 | 244 | 89 | 40 | 5 388 |
| TIELT | 2 099 | 4 | 533 | 127 | 100 | 48 | 2 911 |
| FURNES | 2 432 | | 639 | 17 | 43 | 20 | 3 151 |
| TOTAL PROVINCE | 39 344 | 129 | 6 775 | 913 | 700 | 359 | 48 220 |

TABLEAU 20. - NOMBRES DE VEHICULES AUTOMOBILES NEUFS, MIS EN CIRCULATION PAR COMMUNE ET PAR GENRE

ANNEE 2001

(SUITE)

PROVINCE DE FLANDRE ORIENTALE

| ARRONDISSEMENTS ET COMMUNES | VOITURES POUR PER- SONNES | AUTOBUS ET AUTOCARS | VEHICULES POUR LE TRANS- PORT DE MARCHAN- DISES | TRACTEURS | TRACTEURS AGRICOLIS | MACHINES OUTILS ET VEHICULES SPECIAUX | TOTAL |
|-----------------------------|------------------------------------|---------------------------|--|-----------|------------------------|---|--------|
| ARR. D'ALOST | | | | | | | |
| ALOST | 2 637 | 1 | 319 | 17 | 4 | 9 | 2 987 |
| DENDERLEEUV | 523 | | 49 | 2 | | | 574 |
| GRAMMONT | 925 | 5 | 103 | 11 | 6 | 4 | 1 054 |
| HAALTERT | 490 | 4 | 57 | | 2 | 5 | 558 |
| HERZELE | 399 | 16 | 65 | 6 | 5 | 3 | 494 |
| LEDE | 388 | 3 | 41 | 2 | 2 | 2 | 438 |
| NINOVE | 1 060 | 1 | 138 | 17 | 7 | 3 | 1 226 |
| SINT-LIEVENS-HOUTEM | 208 | | 38 | 37 | 4 | 4 | 291 |
| ZOTTEGEM | 595 | | 76 | 2 | 2 | 2 | 677 |
| ERPE-MERE | 577 | | 70 | 3 | 8 | 2 | 660 |
| TOTAL | 7 802 | 30 | 956 | 97 | 40 | 34 | 8 959 |
| ARR. DE TERMONDE | | | | | | | |
| BERLARE | 333 | 1 | 62 | 7 | 3 | 8 | 414 |
| BUGGENHOUT | 418 | 1 | 54 | 6 | 4 | 3 | 486 |
| TERMONDE | 1 203 | 3 | 208 | 16 | 9 | 10 | 1 449 |
| HAMME | 561 | | 83 | 19 | 8 | 8 | 679 |
| LAARNE | 295 | 2 | 49 | 3 | 3 | | 352 |
| LEBDEKE | 458 | 4 | 62 | 1 | 6 | 2 | 533 |
| WAASMUNSTER | 327 | | 69 | 2 | 3 | 1 | 402 |
| WETTEREN | 921 | 1 | 125 | 7 | 10 | 5 | 1 069 |
| WICHELEN | 308 | | 39 | 1 | 6 | 1 | 355 |
| ZELE | 478 | 1 | 128 | 16 | 6 | 37 | 666 |
| TOTAL | 5 302 | 13 | 879 | 78 | 58 | 75 | 6 405 |
| ARR. D'EEKLO | | | | | | | |
| ASSENEDE | 317 | | 38 | 6 | 22 | 7 | 390 |
| EEKLO | 558 | 1 | 100 | | 6 | 2 | 667 |
| KAPRIJKE | 162 | | 18 | 1 | 5 | 5 | 191 |
| MALDEGEM | 548 | 2 | 157 | 12 | 7 | 9 | 735 |
| SINT-LAUREINS | 127 | | 29 | | 11 | 10 | 177 |
| ZELZATE | 361 | | 43 | 1 | | | 405 |
| TOTAL | 2 073 | 3 | 385 | 20 | 51 | 33 | 2 565 |
| ARR. DE GAND | | | | | | | |
| AALTER | 440 | | 107 | 8 | 7 | 3 | 565 |
| DEINZE | 758 | 3 | 157 | 21 | 10 | 6 | 955 |
| DE PINTE | 321 | | 33 | 5 | 2 | | 361 |
| DESTELBERGEN | 621 | | 80 | 3 | 2 | 1 | 707 |
| EVERGEM | 819 | | 126 | 18 | 18 | 4 | 985 |
| GAVERE | 328 | | 54 | 4 | 3 | 2 | 391 |
| GAND | 8 052 | 3 | 1 150 | 58 | 14 | 20 | 9 297 |
| KNESSELARE | 204 | | 40 | 4 | 4 | 2 | 254 |
| LOCHRISTI | 554 | 1 | 82 | 17 | 13 | 9 | 676 |
| LOVENDEGEM | 272 | 5 | 27 | 1 | 4 | 1 | 310 |
| MELLE | 327 | | 61 | 3 | | | 391 |
| MERELBEKE | 615 | 1 | 157 | 14 | 5 | 1 | 793 |
| MOERBEKE | 180 | 3 | 17 | 2 | 10 | 2 | 214 |
| NAZARETH | 588 | 2 | 90 | 6 | 14 | 9 | 709 |
| NEVELE | 337 | | 53 | 3 | 3 | 3 | 399 |
| OOSTERZELE | 354 | | 51 | 3 | 8 | | 416 |
| SINT-MARTENS-LATEM | 349 | | 28 | | | 1 | 378 |
| WAARSCHOOT | 177 | 1 | 36 | | 7 | 2 | 223 |
| WACHTEBEKE | 210 | 1 | 12 | 4 | 5 | | 232 |
| ZOMERGEM | 195 | | 28 | 9 | 9 | 6 | 247 |
| ZULTE | 400 | 4 | 98 | 27 | 11 | 21 | 561 |
| TOTAL | 16 101 | 24 | 2 487 | 210 | 149 | 93 | 19 064 |

**TABLEAU 20. - NOMBRES DE VEHICULES AUTOMOBILES NEUFS, MIS EN
CIRCULATION PAR COMMUNE ET PAR GENRE**

ANNEE 2001

(SUITE)

PROVINCE DE FLANDRE ORIENTALE

| ARRONDISSEMENTS ET COMMUNES | VOITURES POUR PER- SONNES | AUTOBUS ET AUTOCARS | VEHICULES POUR LE TRANS- PORT DE MARCHAN- DISES | TRACTEURS | TRACTEURS AGRICOLES | MACHINES OUTILS ET VEHICULES SPECIAUX | TOTAL |
|---------------------------------------|------------------------------------|---------------------------|--|-----------|------------------------|---|--------|
| ARR. D'AUDENARDE | | | | | | | |
| KRUISHOUTEM | 205 | | 52 | 5 | 7 | 6 | 275 |
| AUDENARDE | 1 016 | 1 | 154 | 8 | 13 | 5 | 1 197 |
| RENAIX | 675 | | 88 | 2 | 10 | 1 | 776 |
| ZINGEM | 155 | | 26 | | 3 | 1 | 185 |
| BRAKEL | 362 | 8 | 41 | 3 | 6 | 2 | 422 |
| KLUISBERGEN | 169 | | 33 | 2 | 3 | 1 | 208 |
| WORTEGEM-PETEGEM | 168 | | 61 | 11 | 14 | 1 | 255 |
| HOREBEKE | 39 | | 8 | | 1 | | 48 |
| LIERDE | 181 | | 29 | | 1 | | 211 |
| MAARKEDAL | 163 | | 44 | 2 | 5 | 2 | 216 |
| ZWALM | 205 | | 30 | | 2 | 1 | 238 |
| TOTAL | 3 338 | 9 | 566 | 33 | 65 | 20 | 4 031 |
| ARR. DE SAINT-NICOLAS | | | | | | | |
| BEVEREN | 1 439 | 6 | 225 | 68 | 19 | 17 | 1 774 |
| KRUIBEKE | 505 | | 49 | 3 | 2 | 1 | 560 |
| LOKEREN | 1 345 | 7 | 181 | 32 | 8 | 9 | 1 582 |
| SINT-GILLIS-WAAS | 473 | 1 | 81 | 16 | 11 | 3 | 585 |
| SAINT-NICOLAS | 2 239 | 2 | 321 | 24 | 13 | 10 | 2 609 |
| STEKENE | 518 | | 66 | 20 | 8 | 1 | 613 |
| TAMISE | 974 | 1 | 232 | 311 | 2 | 10 | 1 530 |
| TOTAL | 7 493 | 17 | 1 155 | 474 | 63 | 51 | 9 253 |
| RECAPITULATION ARRONDISSEMENTS | | | | | | | |
| ALOST | 7 802 | 30 | 956 | 97 | 40 | 34 | 8 959 |
| TERMONDE | 5 302 | 13 | 879 | 78 | 58 | 75 | 6 405 |
| EEKLO | 2 073 | 3 | 385 | 20 | 51 | 33 | 2 565 |
| GAND | 16 101 | 24 | 2 487 | 210 | 149 | 93 | 19 064 |
| AUDENARDE | 3 338 | 9 | 566 | 33 | 65 | 20 | 4 031 |
| SAINT-NICOLAS | 7 493 | 17 | 1 155 | 474 | 63 | 51 | 9 253 |
| TOTAL PROVINCE | 42 109 | 96 | 6 428 | 912 | 426 | 306 | 50 277 |

TABLEAU 20. - NOMBRES DE VEHICULES AUTOMOBILES NEUFS, MIS EN CIRCULATION PAR COMMUNE ET PAR GENRE

ANNEE 2001

(SUITE)

PROVINCE DE HAINAUT

| ARRONDISSEMENTS ET COMMUNES | VOITURES POUR PER- SONNES | AUTOBUS ET AUTOCARS | VEHICULES POUR LE TRANS- PORT DE MARCHAN- DISES | TRACTEURS | TRACTEURS AGRICOLIS | MACHINES OUTILS ET VEHICULES SPECIAUX | TOTAL |
|-----------------------------|------------------------------------|---------------------------|--|-----------|------------------------|---|---------------|
| ARR. D'ATH | | | | | | | |
| ATH | 1 161 | 4 | 110 | 4 | 12 | 15 | 1 306 |
| BELOEIL | 388 | | 54 | 10 | 2 | 2 | 456 |
| BERNISSART | 351 | | 36 | 1 | 1 | | 389 |
| BRUGLETTE | 110 | | 5 | 1 | 3 | 1 | 120 |
| CHIEVRES | 374 | | 52 | | 2 | 1 | 429 |
| ELLEZELLES | 159 | | 34 | 3 | 5 | 1 | 202 |
| FLOBECCO | 108 | 1 | 16 | | 1 | | 126 |
| FRASNES-LEZ-ANVAING | 390 | | 44 | 1 | 9 | 6 | 450 |
| TOTAL | 3 041 | 5 | 351 | 20 | 35 | 26 | 3 478 |
| ARR. DE CHARLEROI | | | | | | | |
| CHAPELLE-LEZ-HERLAIMONT | 481 | 1 | 36 | 2 | 2 | 7 | 522 |
| CHARLEROI | 6 635 | 17 | 641 | 11 | 5 | | 7 316 |
| CHATELET | 1 139 | 2 | 91 | | | 2 | 1 234 |
| COURCELLES | 908 | | 89 | 16 | 3 | 6 | 1 022 |
| FARCIENNES | 264 | | 22 | | | 3 | 289 |
| FLEURUS | 770 | | 82 | | 2 | 8 | 862 |
| FONTAINE-L'ÉVEQUE | 535 | | 37 | | 2 | | 574 |
| GERPINNES | 542 | | 44 | | 3 | 2 | 591 |
| MANAGE | 890 | | 95 | 4 | | 5 | 994 |
| MONTIGNY-LE-TILLEUL | 462 | | 23 | | 1 | 1 | 487 |
| PONT-A-CELLES | 597 | | 42 | 2 | 10 | 8 | 659 |
| SENEFFE | 430 | | 87 | 8 | 9 | 2 | 536 |
| AISEAU-PRESLES | 324 | | 25 | | 1 | 2 | 352 |
| LES BONS VILLERS | 333 | | 33 | 1 | 5 | 3 | 375 |
| TOTAL | 14 310 | 20 | 1 347 | 44 | 43 | 49 | 15 813 |
| ARR. DE MONS | | | | | | | |
| BOUSSU | 556 | | 28 | | 1 | | 585 |
| DOUR | 471 | | 45 | 1 | 2 | 3 | 522 |
| FRAMERIES | 775 | | 78 | | 1 | | 854 |
| HENSIES | 196 | | 15 | | 2 | | 213 |
| JURBISE | 325 | | 43 | | 4 | 3 | 375 |
| LENS | 127 | | 14 | 2 | 4 | 2 | 149 |
| MONS | 3 604 | 23 | 395 | 1 | 7 | 5 | 4 035 |
| QUAREGNON | 444 | | 27 | 1 | | 1 | 473 |
| QUIÉVRAIN | 215 | | 17 | | 3 | | 235 |
| SAINTE-GHISLAIN | 742 | | 62 | | 3 | 5 | 812 |
| COLFONTAINE | 465 | | 27 | | | 1 | 493 |
| HONNELLES | 196 | | 9 | | 2 | 1 | 208 |
| QUEVY | 311 | | 41 | | 5 | 3 | 360 |
| TOTAL | 8 427 | 23 | 801 | 5 | 34 | 24 | 9 314 |
| ARR. DE MOUSCRON | | | | | | | |
| MOUSCRON | 2 207 | | 199 | 6 | 4 | 6 | 2 422 |
| COMINES-WARNETON | 893 | 1 | 98 | 13 | 6 | 2 | 1 013 |
| TOTAL | 3 100 | 1 | 297 | 19 | 10 | 8 | 3 435 |
| ARR. DE SOIGNIES | | | | | | | |
| BRAINE-LE-COMTE | 673 | | 50 | 1 | 8 | 1 | 733 |
| ENGHIEN | 365 | | 30 | 1 | 4 | 2 | 402 |
| LA LOUVIERE | 2 414 | 2 | 204 | 12 | 4 | 2 | 2 638 |
| LESSINES | 602 | | 50 | 1 | 1 | 3 | 657 |
| LE ROEULX | 295 | | 29 | 1 | 6 | 4 | 335 |
| SILLY | 308 | | 27 | 7 | 7 | 2 | 351 |
| SOIGNIES | 1 517 | 3 | 105 | 3 | 9 | 9 | 1 646 |
| ÉCAUSSINNES | 332 | 1 | 45 | 7 | 2 | 1 | 388 |
| TOTAL | 6 506 | 6 | 540 | 33 | 41 | 24 | 7 150 |

TABEAU 20. - NOMBRES DE VEHICULES AUTOMOBILES NEUFS, MIS EN CIRCULATION PAR COMMUNE ET PAR GENRE

ANNEE 2001

(SUITE)

PROVINCE DE HAINAUT

| ARRONDISSEMENTS ET COMMUNES | VOITURES POUR PER- SONNES | AUTOBUS ET AUTOCARS | VEHICULES POUR LE TRANS- PORT DE MARCHAN- DISES | TRACTEURS | TRACTEURS AGRICOLES | MACHINES OUTILS ET VEHICULES SPECIAUX | TOTAL |
|---------------------------------------|------------------------------------|---------------------------|--|-----------|------------------------|---|--------|
| ARR. DE THUIN | | | | | | | |
| ANDERLUES | 388 | | 24 | | 1 | 2 | 415 |
| BEAUMONT | 208 | | 32 | | 4 | 2 | 246 |
| BINCHE | 1 089 | 1 | 93 | 4 | 6 | 2 | 1 195 |
| CHIMAY | 227 | 3 | 49 | 15 | 3 | 4 | 301 |
| ERQUELINES | 319 | | 21 | 1 | 1 | 3 | 345 |
| FROIDCHAPELLE | 112 | | 18 | | 3 | 1 | 134 |
| LOBBES | 212 | | 15 | | | 2 | 229 |
| MERBES-LE-CHATEAU | 167 | | 10 | | | | 177 |
| MMIGNIES | 120 | | 14 | | 1 | 2 | 137 |
| THUIN | 644 | | 42 | | 6 | 3 | 695 |
| ESTINNES | 278 | | 17 | | 7 | 3 | 305 |
| HAM-SUR-HEURE-NALINNES | 597 | | 61 | 1 | 2 | 2 | 663 |
| MORLANWELZ | 594 | | 35 | | | 2 | 631 |
| SIVRY-RANCE | 120 | | 21 | 4 | 2 | 1 | 148 |
| TOTAL | 5 075 | 4 | 452 | 25 | 36 | 29 | 5 621 |
| ARR. DE TOURNAI | | | | | | | |
| ANTOING | 208 | | 18 | 1 | 3 | 4 | 234 |
| CELLES | 129 | | 11 | 8 | 10 | 6 | 164 |
| ESTAIMPUIS | 292 | | 44 | 3 | 5 | 2 | 346 |
| PECQ | 147 | | 23 | 6 | 5 | 2 | 184 |
| PERUWELZ | 625 | 4 | 86 | 1 | 5 | 1 | 722 |
| RUMES | 141 | | 17 | 2 | 1 | | 161 |
| TOURNAI | 2 882 | 4 | 251 | 49 | 30 | 21 | 3 237 |
| BRUNHAUT | 222 | | 20 | | 12 | 1 | 255 |
| LEUZE-EN-HAINAUT | 373 | | 43 | 6 | 5 | 6 | 433 |
| MONT-DE-L'ENCLUS | 77 | | 15 | | 2 | | 94 |
| TOTAL | 5 096 | 8 | 528 | 76 | 79 | 43 | 5 830 |
| RECAPITULATION ARRONDISSEMENTS | | | | | | | |
| ATH | 3 041 | 5 | 351 | 20 | 35 | 26 | 3 478 |
| CHARLEROI | 14 310 | 20 | 1 347 | 44 | 43 | 49 | 15 813 |
| MONS | 8 427 | 23 | 801 | 5 | 34 | 24 | 9 314 |
| MOUSCRON | 3 100 | 1 | 297 | 19 | 10 | 8 | 3 435 |
| SOIGNIES | 6 506 | 6 | 540 | 33 | 41 | 24 | 7 150 |
| THUIN | 5 075 | 4 | 452 | 25 | 36 | 29 | 5 621 |
| TOURNAI | 5 096 | 8 | 528 | 76 | 79 | 43 | 5 830 |
| TOTAL PROVINCE | 45 555 | 67 | 4 316 | 222 | 278 | 203 | 50 641 |

**TABLEAU 20. - NOMBRES DE VEHICULES AUTOMOBILES NEUFS, MIS EN
CIRCULATION PAR COMMUNE ET PAR GENRE**

ANNEE 2001

(SUITE)

PROVINCE DE LIEGE

| ARRONDISSEMENTS ET COMMUNES | VOITURES POUR PER- SONNES | AUTOBUS ET AUTOCARS | VEHICULES POUR LE TRANS- PORT DE MARCHAN- DISES | TRACTEURS | TRACTEURS AGRICOLIS | MACHINES OUTILS ET VEHICULES SPECIAUX | TOTAL |
|-----------------------------|------------------------------------|---------------------------|--|-----------|------------------------|---|--------|
| ARR. DE HUY | | | | | | | |
| AMAY | 483 | | 33 | 1 | | | 517 |
| BURDINNE | 132 | | 9 | 1 | 2 | 1 | 145 |
| CLAVIER | 173 | | 15 | | 6 | 2 | 196 |
| FERRIERES | 190 | | 24 | 2 | 3 | 4 | 223 |
| HAMOIR | 155 | 1 | 25 | | 2 | | 183 |
| HERON | 177 | | 22 | | 6 | 1 | 206 |
| HUY | 675 | | 67 | | 1 | 1 | 744 |
| MARCHIN | 192 | | 18 | | | 1 | 211 |
| MODAVE | 175 | | 25 | 3 | 2 | 1 | 206 |
| NANDRIN | 278 | | 22 | 8 | 2 | 3 | 313 |
| OUFFET | 109 | | 17 | | 5 | 1 | 132 |
| VERLAINE | 180 | | 23 | 1 | 2 | | 206 |
| VILLERS-LE-BOUILLET | 239 | | 30 | | 4 | | 273 |
| WANZE | 555 | | 55 | | 8 | 4 | 622 |
| ANTHISNES | 179 | | 15 | | 4 | 2 | 200 |
| ENGIS | 242 | | 12 | | 2 | 5 | 261 |
| TINLOT | 95 | | 13 | | 4 | 4 | 116 |
| TOTAL | 4 229 | 1 | 425 | 16 | 53 | 30 | 4 754 |
| ARR. DE LIEGE | | | | | | | |
| ANS | 1 057 | | 65 | 1 | 3 | 1 | 1 127 |
| AWANS | 409 | | 33 | 3 | 1 | 1 | 447 |
| AYWAILLE | 497 | | 64 | | 5 | 2 | 568 |
| BASSENGE | 370 | | 31 | 1 | 3 | 3 | 408 |
| BEYNE-HEUSAY | 425 | 1 | 29 | | 3 | 2 | 460 |
| CHAUDFONTAINE | 1 271 | | 66 | | 2 | 9 | 1 348 |
| COMBLAIN-AU-PONT | 183 | | 16 | | 1 | | 200 |
| DALHEM | 253 | | 40 | 1 | 5 | 3 | 302 |
| ESNEUX | 585 | 1 | 52 | | 1 | 1 | 640 |
| FLERON | 641 | | 40 | 1 | 1 | 4 | 687 |
| HERSTAL | 1 376 | 2 | 127 | 25 | | 5 | 1 535 |
| JUPRELLE | 367 | | 24 | | 4 | | 395 |
| LIEGE | 7 130 | 25 | 735 | 8 | 3 | 14 | 7 916 |
| OUPEYE | 928 | | 80 | 1 | 3 | 3 | 1 015 |
| SAINT-NICOLAS | 648 | | 53 | 1 | | | 702 |
| SERAING | 2 162 | 3 | 152 | 3 | 1 | 7 | 2 328 |
| SOUMAGNE | 610 | | 60 | 5 | 8 | 3 | 686 |
| SPRIMONT | 621 | | 53 | 1 | 11 | | 686 |
| WISE | 667 | 1 | 56 | | 1 | 2 | 727 |
| GRACE-HOLLOGNE | 775 | | 84 | 23 | 2 | 2 | 886 |
| BLEGNY | 566 | | 64 | 1 | 6 | 4 | 641 |
| FLEMALLE | 992 | | 91 | 8 | 2 | 5 | 1 098 |
| NEUPRE | 533 | | 38 | 1 | | | 572 |
| TROOZ | 268 | | 16 | | 1 | 1 | 286 |
| TOTAL | 23 334 | 34 | 2 069 | 84 | 67 | 72 | 25 660 |
| ARR. DE VERVIERS | | | | | | | |
| AMBLEVE | 124 | 1 | 28 | 5 | 2 | 5 | 165 |
| AUBEL | 175 | | 41 | 1 | 4 | | 221 |
| BAELEN | 128 | | 13 | | 4 | | 145 |
| BULLANGE | 131 | 2 | 25 | 1 | 4 | 2 | 165 |
| BUTGENBACH | 156 | | 47 | | 1 | 1 | 205 |
| DISON | 416 | | 40 | 2 | 1 | 2 | 461 |
| EUPEN | 864 | | 94 | 24 | 4 | 7 | 993 |
| HERVE | 736 | | 110 | 9 | 7 | 2 | 864 |
| JALHAY | 388 | | 61 | | 5 | 1 | 455 |
| LA CALAMINE | 319 | 4 | 23 | | | 3 | 349 |
| LIERNEUX | 104 | | 19 | | 5 | 2 | 130 |
| LIMBOURG | 211 | 1 | 27 | | 2 | 5 | 246 |
| LONTZEN | 258 | | 38 | 21 | | | 317 |
| MALMEDY | 429 | 3 | 61 | 7 | 7 | 6 | 513 |
| OLNE | 170 | | 9 | | 1 | 1 | 181 |
| PEPINSTER | 350 | | 28 | 1 | 2 | 1 | 382 |
| RAEREN | 262 | | 22 | 19 | 1 | 2 | 306 |

**TABEAU 20. - NOMBRES DE VEHICULES AUTOMOBILES NEUFS, MIS EN
CIRCULATION PAR COMMUNE ET PAR GENRE**

ANNEE 2001

(SUITE)

PROVINCE DE LIEGE

| ARRONDISSEMENTS ET COMMUNES | VOITURES POUR PER- SONNES | AUTOBUS ET AUTOCARS | VEHICULES POUR LE TRANS- PORT DE MARCHAN- DISES | TRACTEURS | TRACTEURS AGRICOLÉS | MACHINES OUTILS ET VEHICULES SPECIAUX | TOTAL |
|---------------------------------------|------------------------------------|---------------------------|--|------------|------------------------|---|---------------|
| ARR. DE VERVIERS | | | | | | | |
| SAINT-VITH | 275 | 1 | 61 | 2 | 7 | 4 | 350 |
| SPA | 406 | | 29 | | 1 | | 436 |
| STAVELOT | 271 | | 37 | 1 | 2 | 1 | 312 |
| STOUMONT | 144 | | 19 | | 3 | 1 | 167 |
| THEUX | 485 | 3 | 75 | | 4 | 1 | 568 |
| VERVIERS | 1 828 | 4 | 305 | 1 | 3 | 3 | 2 144 |
| WAIMES | 228 | 11 | 76 | 7 | 2 | 4 | 328 |
| WELKENRAEDT | 299 | | 97 | 37 | 2 | 2 | 397 |
| TROIS-PONTS | 95 | | 16 | | 1 | 2 | 114 |
| BURG-REULAND | 126 | | 29 | 1 | 3 | 2 | 161 |
| PLOMBIERES | 249 | | 28 | 3 | 5 | | 285 |
| THIMISTER-CLERMONT | 212 | | 63 | 7 | 1 | 5 | 288 |
| TOTAL | 9 839 | 30 | 1 481 | 149 | 84 | 65 | 11 648 |
| ARR. DE WAREMME | | | | | | | |
| BERLOZ | 123 | | 9 | | 2 | | 134 |
| BRAIVES | 257 | | 14 | | 2 | 2 | 275 |
| CRISNEE | 144 | | 8 | 2 | | 4 | 158 |
| DONCEEL | 141 | | 11 | | 4 | 2 | 158 |
| FEXHE-LE-HAUT-CLOCHER | 144 | | 6 | | 1 | 1 | 152 |
| GEER | 119 | | 11 | 1 | 4 | | 135 |
| HANNUT | 570 | 1 | 67 | 1 | 13 | 7 | 659 |
| LINCENT | 120 | | 8 | | | 1 | 129 |
| OREYE | 162 | | 14 | 1 | 4 | 3 | 184 |
| REMICOURT | 225 | | 11 | | 2 | 1 | 239 |
| SAINT-GEORGES-SUR-MEUSE | 264 | | 21 | 2 | 3 | 1 | 291 |
| WAREMME | 667 | | 35 | | 2 | 2 | 706 |
| WASSEIGES | 79 | | 9 | | | 1 | 89 |
| FAIMES | 136 | | 13 | 1 | 7 | 3 | 160 |
| TOTAL | 3 151 | 1 | 237 | 8 | 44 | 28 | 3 469 |
| RECAPITULATION ARRONDISSEMENTS | | | | | | | |
| HUY | 4 229 | 1 | 425 | 16 | 53 | 30 | 4 754 |
| LIEGE | 23 334 | 34 | 2 069 | 84 | 67 | 72 | 25 660 |
| VERVIERS | 9 839 | 30 | 1 481 | 149 | 84 | 65 | 11 648 |
| WAREMME | 3 151 | 1 | 237 | 8 | 44 | 28 | 3 469 |
| TOTAL PROVINCE | 40 553 | 66 | 4 212 | 257 | 248 | 195 | 45 531 |

TABLEAU 20. - NOMBRES DE VEHICULES AUTOMOBILES NEUFS, MIS EN CIRCULATION PAR COMMUNE ET PAR GENRE

ANNEE 2001

(SUITE)

PROVINCE DE LIMBOURG

| ARRONDISSEMENTS ET COMMUNES | VOITURES POUR PER- SONNES | AUTOBUS ET AUTOCARS | VEHICULES POUR LE TRANS- PORT DE MARCHAN- DISES | TRACTEURS | TRACTEURS AGRICILES | MACHINES OUTILS ET VEHICULES SPECIAUX | TOTAL |
|---------------------------------------|------------------------------------|---------------------------|--|-----------|------------------------|---|--------|
| ARR. DE HASSELT | | | | | | | |
| AS | 260 | 1 | 22 | | | 2 | 285 |
| BERINGEN | 1 159 | | 143 | 4 | | 11 | 1 317 |
| DIEPENBEEK | 622 | 3 | 73 | 2 | 1 | | 701 |
| GENK | 2 756 | 3 | 206 | 4 | | 11 | 2 980 |
| GINGELOM | 264 | | 27 | 3 | 6 | 6 | 306 |
| HALEN | 256 | 1 | 41 | | 3 | 1 | 302 |
| HASSELT | 2 684 | | 397 | 16 | 15 | 31 | 3 143 |
| HERCK-LA-VILLE | 337 | | 45 | 2 | 5 | 2 | 391 |
| BOURG-LEOPOLO | 343 | | 37 | | | 1 | 381 |
| LUMMEN | 453 | 1 | 80 | 86 | 5 | 7 | 632 |
| NIEUWERKERKEN | 189 | | 28 | | 2 | 2 | 221 |
| OPGLABBEEK | 373 | | 61 | 13 | 3 | 2 | 452 |
| SAINT-TROND | 1 317 | | 221 | 50 | 18 | 6 | 1 612 |
| TESSENDERLO | 547 | | 75 | 79 | 4 | 1 | 706 |
| ZONHOVEN | 629 | | 101 | 9 | 2 | 3 | 744 |
| ZUTENDAAL | 269 | | 39 | | | 4 | 312 |
| HAM | 242 | | 47 | 4 | | 1 | 294 |
| HEUSDEN-ZOLDER | 939 | 4 | 114 | 11 | 2 | 7 | 1 077 |
| TOTAL | 13 639 | 13 | 1 757 | 283 | 66 | 98 | 15 856 |
| ARR. DE MAASEIK | | | | | | | |
| BOCHOLT | 319 | | 38 | 8 | 3 | 10 | 378 |
| BREE | 469 | | 89 | 4 | 13 | 2 | 577 |
| KINROOI | 329 | 1 | 45 | 3 | 5 | 5 | 388 |
| LOMMEL | 879 | 10 | 137 | 2 | 2 | 2 | 1 032 |
| MAASEIK | 839 | 3 | 66 | 9 | 8 | 2 | 927 |
| NEERPELT | 466 | 2 | 50 | 2 | 3 | 5 | 528 |
| OVERPELT | 451 | 7 | 81 | 17 | | 2 | 558 |
| PEER | 414 | 3 | 73 | 7 | 6 | 8 | 511 |
| HAMONT-ACHEL | 443 | 2 | 75 | 5 | 1 | 3 | 529 |
| HECHTEL-EKSEL | 332 | 1 | 52 | 4 | 5 | 1 | 395 |
| HOUTHALEN-HELCHTEREN | 920 | | 116 | 17 | 2 | 4 | 1 059 |
| MEEUWEN-GRUITRODE | 409 | | 63 | 1 | 7 | 2 | 482 |
| DILSEN-STOKKEM | 634 | | 65 | 7 | 5 | 5 | 716 |
| TOTAL | 6 904 | 29 | 950 | 86 | 60 | 51 | 8 080 |
| ARR. DE TONGRES | | | | | | | |
| ALKEN | 329 | 2 | 71 | 7 | 5 | 4 | 418 |
| BILZEN | 1 000 | | 135 | 5 | 10 | 13 | 1 163 |
| LOOZ | 346 | 4 | 54 | 6 | 16 | 5 | 431 |
| HEERS | 264 | 2 | 19 | 5 | 4 | 1 | 295 |
| HERSTAPPE | 1 | | 1 | | 1 | | 3 |
| HOESELT | 301 | | 52 | 2 | 2 | 4 | 361 |
| KORTESSEM | 257 | | 42 | 2 | 5 | 5 | 311 |
| LANAKEN | 1 031 | 8 | 80 | 11 | 3 | 2 | 1 135 |
| RIEMST | 551 | 2 | 52 | 6 | 7 | 5 | 623 |
| TONGRES | 3 899 | | 137 | 12 | 15 | 4 | 4 067 |
| WELLEN | 236 | | 34 | | 6 | 2 | 278 |
| MAASMECHELEN | 1 173 | 1 | 114 | 8 | 3 | 4 | 1 303 |
| FOURONS | 138 | | 17 | 4 | 8 | 2 | 169 |
| TOTAL | 9 526 | 19 | 808 | 68 | 85 | 51 | 10 557 |
| RECAPITULATION ARRONDISSEMENTS | | | | | | | |
| HASSELT | 13 639 | 13 | 1 757 | 283 | 66 | 98 | 15 856 |
| MAASEIK | 6 904 | 29 | 950 | 86 | 60 | 51 | 8 080 |
| TONGRES | 9 526 | 19 | 808 | 68 | 85 | 51 | 10 557 |
| TOTAL PROVINCE | 30 069 | 61 | 3 515 | 437 | 211 | 200 | 34 493 |

TABLEAU 20. - NOMBRES DE VEHICULES AUTOMOBILES NEUFS, MIS EN CIRCULATION PAR COMMUNE ET PAR GENRE

ANNEE 2001

(SUITE)

PROVINCE DE LUXEMBOURG

| ARRONDISSEMENTS ET COMMUNES | VOITURES POUR PER- SONNES | AUTOBUS ET AUTOCARS | VEHICULES POUR LE TRANS- PORT DE MARCHAN- DISES | TRACTEURS | TRACTEURS AGRICOLES | MACHINES OUTILS ET VEHICULES SPECIAUX | TOTAL |
|----------------------------------|------------------------------------|---------------------------|--|-----------|------------------------|---|-------|
| ARR. D'ARLON | | | | | | | |
| ARLON | 1 843 | 1 | 95 | | 6 | 6 | 1 951 |
| ATTERT | 178 | | 9 | | 2 | 1 | 190 |
| AUBANGE | 649 | | 23 | | | | 672 |
| MARTELANGE | 81 | | 3 | | | | 84 |
| MESSANCY | 558 | 1 | 15 | | 3 | | 577 |
| TOTAL | 3 309 | 2 | 145 | | 11 | 7 | 3 474 |
| ARR. DE BASTOGNE | | | | | | | |
| BASTOGNE | 857 | 3 | 232 | | 7 | 13 | 1 112 |
| BERTOEGNE | 105 | | 20 | 1 | 1 | 1 | 128 |
| FAUVILLERS | 84 | | 9 | | 3 | 1 | 97 |
| HOUFFALIZE | 159 | 2 | 29 | | 1 | 4 | 195 |
| VIELSALM | 248 | | 28 | | 4 | | 280 |
| VAUX-SUR-SURE | 153 | | 32 | 5 | 5 | 2 | 197 |
| GOUVY | 152 | | 19 | | 5 | 2 | 178 |
| SAINTE-ODE | 84 | | 11 | 1 | | 1 | 97 |
| TOTAL | 1 842 | 5 | 380 | 7 | 26 | 24 | 2 284 |
| ARR. DE MARCHE-EN-FAMENNE | | | | | | | |
| DURBUY | 424 | 1 | 40 | 4 | 14 | 2 | 485 |
| EREZEE | 115 | | 37 | | 2 | | 154 |
| HOTTON | 197 | | 26 | | 2 | 2 | 227 |
| LA ROCHE-EN-ARDENNE | 158 | | 22 | | 7 | 1 | 188 |
| MARCHE-EN-FAMENNE | 840 | 1 | 86 | 3 | 8 | 5 | 943 |
| NASSOGNE | 210 | | 14 | 5 | 7 | | 236 |
| RENDEUX | 82 | | 12 | 3 | 5 | 1 | 103 |
| TENNEVILLE | 112 | | 12 | 1 | 2 | 1 | 128 |
| MANHAY | 135 | | 15 | 2 | | | 152 |
| TOTAL | 2 273 | 2 | 264 | 18 | 47 | 12 | 2 616 |
| ARR. DE NEUFCHATEAU | | | | | | | |
| BERTRIX | 247 | | 37 | | 5 | 1 | 290 |
| BOUILLON | 242 | 1 | 27 | 3 | 1 | | 274 |
| DAVERDISSE | 48 | | 8 | | | | 56 |
| HERBEUMONT | 47 | | 6 | | 1 | | 54 |
| LEGLISE | 144 | | 19 | 3 | 4 | 2 | 172 |
| LIBIN | 180 | | 18 | 1 | 2 | | 201 |
| NEUFCHATEAU | 335 | | 28 | | 6 | 2 | 371 |
| PALISEUL | 287 | | 58 | | 4 | 3 | 352 |
| SAINTHUBERT | 233 | | 39 | 1 | 3 | 3 | 279 |
| TELLIN | 101 | | 14 | | 2 | 2 | 119 |
| WELLIN | 114 | | 18 | | 1 | 2 | 135 |
| LIBRAMONT-CHEVIGNY | 447 | | 78 | 1 | 8 | 11 | 545 |
| TOTAL | 2 425 | 1 | 350 | 9 | 37 | 26 | 2 848 |
| ARR. DE VIRTON | | | | | | | |
| CHINY | 174 | | 32 | 6 | 1 | 1 | 214 |
| ETALLE | 243 | | 27 | 3 | 2 | 1 | 276 |
| FLORENVILLE | 695 | | 63 | 1 | | 1 | 760 |
| MEIX-DEVANT-VIRTON | 105 | | 13 | | 1 | 1 | 120 |
| MUSSON | 161 | | 6 | | | | 167 |
| SAINT-LEGER | 157 | | 5 | | 1 | | 163 |
| TINTIGNY | 127 | 3 | 6 | | 1 | | 137 |
| VIRTON | 506 | | 45 | | 4 | 6 | 561 |
| HABAY | 293 | | 23 | | 3 | | 319 |
| ROUVROY | 72 | | 9 | | 4 | | 85 |
| TOTAL | 2 533 | 3 | 229 | 10 | 17 | 10 | 2 802 |

**TABLEAU 20. - NOMBRES DE VEHICULES AUTOMOBILES NEUFS, MIS EN
CIRCULATION PAR COMMUNE ET PAR GENRE**

ANNEE 2001

(SUITE)

PROVINCE DE LUXEMBOURG

| ARRONDISSEMENTS ET COMMUNES | VOITURES POUR PER- SONNES | AUTOBUS ET AUCOCARS | VEHICULES POUR LE TRANS- PORT DE MARCHAN- DISES | TRACTEURS | TRACTEURS AGRICOLES | MACHINES OUTILS ET VEHICULES SPECIAUX | TOTAL |
|---------------------------------------|------------------------------------|---------------------------|--|-----------|------------------------|---|--------|
| RECAPITULATION ARRONDISSEMENTS | | | | | | | |
| ARLON | 3 309 | 2 | 145 | | 11 | 7 | 3 474 |
| BASTOGNE | 1 842 | 5 | 380 | 7 | 26 | 24 | 2 284 |
| MARCHE-EN-FAMENNE | 2 273 | 2 | 264 | 18 | 47 | 12 | 2 616 |
| NEUFCHATEAU | 2 425 | 1 | 350 | 9 | 37 | 26 | 2 848 |
| VIRTON | 2 533 | 3 | 229 | 10 | 17 | 10 | 2 802 |
| TOTAL PROVINCE | 12 382 | 13 | 1 368 | 44 | 138 | 79 | 14 024 |

TABLEAU 20. - NOMBRES DE VEHICULES AUTOMOBILES NEUFS, MIS EN CIRCULATION PAR COMMUNE ET PAR GENRE

ANNEE 2001

(SUITE)

PROVINCE DE NAMUR

| ARRONDISSEMENTS ET COMMUNES | VOITURES POUR PER- SONNES | AUTOBUS ET AUTOCARS | VEHICULES POUR LE TRANS- PORT DE MARCHAN- DISES | TRACTEURS | TRACTEURS AGRICOLES | MACHINES OUTILS ET VEHICULES SPECIAUX | TOTAL |
|---------------------------------------|------------------------------------|---------------------------|--|-----------|------------------------|---|---------------|
| ARR. DE DINANT | | | | | | | |
| ANHEE | 239 | | 31 | | 2 | 3 | 275 |
| BEAURAING | 278 | 3 | 30 | | 9 | 2 | 322 |
| BIEVRE | 773 | | 253 | 1 | 2 | 1 | 1 030 |
| CINEY | 571 | 3 | 71 | | 6 | 2 | 653 |
| DINANT | 465 | | 45 | | 5 | 3 | 518 |
| GEDINNE | 308 | | 31 | | 5 | 3 | 347 |
| HAMOIS | 237 | 1 | 26 | 1 | 5 | 3 | 273 |
| HAVELANGE | 157 | | 25 | 1 | 4 | 5 | 192 |
| HOUYET | 178 | | 22 | | 6 | 1 | 207 |
| ONHAYE | 120 | | 15 | | 3 | 1 | 139 |
| ROCHEFORT | 468 | | 57 | 1 | 8 | 4 | 538 |
| SOMME-LEUZE | 159 | | 31 | 1 | 4 | 3 | 198 |
| YVOIR | 292 | 10 | 32 | 1 | 3 | 2 | 340 |
| HASTIERE | 148 | | 14 | | 3 | 1 | 166 |
| VRESSE-SUR-SEMOIS | 81 | | 19 | | 4 | | 104 |
| TOTAL | 4 474 | 17 | 702 | 6 | 69 | 34 | 5 302 |
| ARR. DE NAMUR | | | | | | | |
| ANDENNE | 741 | 1 | 76 | | 5 | 4 | 827 |
| ASSESE | 224 | | 30 | | 5 | 3 | 262 |
| EGHEZEE | 555 | | 42 | 1 | 9 | 6 | 613 |
| FLOREFFE | 254 | | 33 | 14 | 5 | 1 | 317 |
| FOSSÉS-LA-VILLE | 333 | | 28 | 1 | 5 | 2 | 369 |
| GESVES | 225 | 1 | 32 | | 12 | 3 | 273 |
| METTET | 387 | | 41 | | 4 | 3 | 435 |
| NAMUR | 4 047 | 24 | 433 | 14 | 30 | 12 | 4 560 |
| OHEY | 144 | | 18 | | 1 | 2 | 165 |
| PROFONDEVILLE | 397 | | 46 | | 2 | 3 | 448 |
| SOMBREFFE | 327 | | 35 | | 10 | 8 | 380 |
| SAMBREVILLE | 848 | | 84 | 25 | 2 | 1 | 960 |
| FERNELMONT | 233 | | 24 | | 2 | 3 | 262 |
| JEMEPPE-SUR-SAMBRE | 648 | | 57 | | 4 | 1 | 710 |
| LA BRUYERE | 312 | | 29 | | 2 | 2 | 345 |
| GEMBLOUX | 827 | 3 | 66 | 9 | 13 | 4 | 922 |
| TOTAL | 10 512 | 29 | 1 074 | 64 | 111 | 58 | 11 848 |
| ARR. DE PHILIPPEVILLE | | | | | | | |
| CERFONTAINE | 134 | | 15 | 1 | 1 | 2 | 153 |
| COUVIN | 390 | 3 | 63 | 2 | 3 | 1 | 462 |
| DOISCHE | 93 | | 8 | | 4 | 2 | 107 |
| FLORENNES | 367 | | 42 | 1 | 4 | 8 | 422 |
| PHILIPPEVILLE | 301 | 4 | 27 | | 3 | 1 | 336 |
| WALCOURT | 698 | | 51 | | 4 | 6 | 759 |
| VIROINVAL | 172 | | 24 | | 3 | 1 | 200 |
| TOTAL | 2 155 | 7 | 230 | 4 | 22 | 21 | 2 439 |
| RECAPITULATION ARRONDISSEMENTS | | | | | | | |
| DINANT | 4 474 | 17 | 702 | 6 | 69 | 34 | 5 302 |
| NAMUR | 10 512 | 29 | 1 074 | 64 | 111 | 58 | 11 848 |
| PHILIPPEVILLE | 2 155 | 7 | 230 | 4 | 22 | 21 | 2 439 |
| TOTAL PROVINCE | 17 141 | 53 | 2 006 | 74 | 202 | 113 | 19 589 |

**TABLEAU 20. - NOMBRES DE VEHICULES AUTOMOBILES NEUFS, MIS EN
CIRCULATION PAR COMMUNE ET PAR GENRE
ANNEE 2001**

(SUITE)

| PROVINCES ET REGIONS | VOITURES POUR PER- SONNES | AUTOBUS ET AUTOCARS | VEHICULES POUR LE TRANS- PORT DE MARCHAN- DISES | TRACTEURS | TRACTEURS AGRICOLES | MACHINES OUTILS ET VEHICULES SPECIAUX | TOTAL |
|----------------------------------|------------------------------------|---------------------------|--|-----------|------------------------|---|---------|
| PROVINCE D'ANVERS | 69 722 | 343 | 9 046 | 687 | 325 | 361 | 80 484 |
| REGION BRUXELLES-CAPITALE | 106 103 | 84 | 14 662 | 1 105 | 54 | 253 | 122 261 |
| PROVINCE DE BRABANT FLAMAND | 81 052 | 46 | 8 290 | 1 085 | 230 | 190 | 90 893 |
| PROVINCE DE BRABANT WALLON | 15 749 | 10 | 1 423 | 22 | 120 | 60 | 17 384 |
| PROVINCE DE FLANDRE ORIENTALE | 39 344 | 129 | 6 775 | 913 | 700 | 359 | 48 220 |
| PROVINCE DE FLANDRE OCCIDENTALE | 42 109 | 96 | 6 428 | 912 | 426 | 306 | 50 277 |
| PROVINCE DE HAINAUT | 45 555 | 67 | 4 316 | 222 | 278 | 203 | 50 641 |
| PROVINCE DE LIEGE | 40 553 | 66 | 4 212 | 257 | 248 | 195 | 45 531 |
| PROVINCE DE LIMBOURG | 30 069 | 61 | 3 515 | 437 | 211 | 200 | 34 493 |
| PROVINCE DE LUXEMBOURG | 12 382 | 13 | 1 368 | 44 | 138 | 79 | 14 024 |
| PROVINCE DE NAMUR | 17 141 | 53 | 2 006 | 74 | 202 | 113 | 19 589 |
| LE ROYAUME | 499 779 | 968 | 62 041 | 5 758 | 2 932 | 2 319 | 573 797 |
| DONT : REGION BRUXELLES-CAPITALE | 106 103 | 84 | 14 662 | 1 105 | 54 | 253 | 122 261 |
| REGION FLAMANDE | 262 296 | 675 | 34 054 | 4 034 | 1 892 | 1 416 | 304 367 |
| REGION WALLONNE | 131 380 | 209 | 13 325 | 619 | 966 | 650 | 147 169 |
| DONT : - REG. LANGUE FRANCAISE | 128 865 | 201 | 12 958 | 546 | 964 | 624 | 144 158 |
| - REG. LANGUE ALLEMANDE | 2 515 | 8 | 367 | 73 | 22 | 26 | 3 011 |

Véhicules à moteur d'occasion

Aperçu

STATISTIQUE DES VEHICULES A MOTEUR D'OCCASION, MIS EN CIRCULATION - ANNEE 2001 -

TABLEAU 1. - CLASSIFICATION DES VEHICULES A MOTEUR D'OCCASION, MIS EN CIRCULATION EN 2001 D'APRES LA LA RESIDENCE DU DECLARANT

| RESIDENCE DU DECLARANT | Voitures pour personnes | Autobus et autocars | Véhicules pour le transport de marchandises | Tracteurs | Tracteurs agricoles | Total |
|------------------------------|-------------------------|---------------------|---|--------------|---------------------|----------------|
| BELGIQUE | 687 102 | 1 096 | 75 229 | 4 883 | 6 261 | 774 571 |
| Région de Bruxelles-Capitale | 78 461 | 206 | 8 216 | 662 | 29 | 87 574 |
| Région flamande | 367 506 | 587 | 43 184 | 3 386 | 3 769 | 418 432 |
| Prov. Anvers | 102 571 | 139 | 11 754 | 875 | 674 | 116 013 |
| Prov. Limbourg | 58 034 | 114 | 6 980 | 392 | 631 | 66 151 |
| Prov. Flandre orientale | 79 547 | 96 | 9 282 | 605 | 919 | 90 449 |
| Prov. Brabant flamand | 60 925 | 138 | 6 429 | 537 | 620 | 68 649 |
| Prov. Flandre occidentale | 66 429 | 100 | 8 739 | 977 | 925 | 77 170 |
| Région wallonne | 241 135 | 303 | 23 829 | 835 | 2 463 | 268 565 |
| Prov. Brabant wallon | 23 763 | 37 | 2 174 | 66 | 158 | 26 198 |
| Prov. Hainaut | 97 320 | 146 | 8 958 | 327 | 648 | 107 399 |
| Prov. Liège | 70 894 | 53 | 7 051 | 257 | 653 | 78 908 |
| Prov. Luxembourg | 18 281 | 8 | 2 173 | 64 | 503 | 21 029 |
| Prov. Namur | 30 877 | 59 | 3 473 | 121 | 501 | 35 031 |

TABLEAU 2. - VEHICULES A MOTEUR D'OCCASION MIS EN CIRCULATION

| GENRE | 1995 | 1996 | 1997 | 1998 | 1999 | 2000 | 2001 |
|---|----------------|----------------|----------------|----------------|----------------|----------------|----------------|
| Voiture pour personnes | 645 060 | 659 080 | 664 127 | 677 272 | 699 374 | 697 755 | 687 102 |
| Autobus et autocars | 1 186 | 1 125 | 995 | 1 137 | 982 | 965 | 1 096 |
| Véhicules pour le transport de marchandises | 59 525 | 61 378 | 64 337 | 66 048 | 68 633 | 73 181 | 75 229 |
| Tracteurs | 3 728 | 4 013 | 3 986 | 4 698 | 4 298 | 5 232 | 4 883 |
| Tracteurs agricoles | 5 879 | 5 801 | 5 868 | 6 044 | 5 583 | 5 877 | 6 261 |
| Total | 715 378 | 731 397 | 739 313 | 755 199 | 778 870 | 783 010 | 774 571 |

Véhicules à moteur d'occasion

Résultats de l'année 2001

**TABLEAU 1. - REPARTITION DES VOITURES D'OCCASION, MISES EN CIRCULATION
PAR REGION ET PROVINCE, ET SELON LE PAYS DE PROVENANCE
ET LA MARQUE - ANNEE 2001**

| PAYS DE PROVENANCE ET MARQUES | REGION BRUXEL- LOISE | REGION FLAMANDE | | | | | TOTAL |
|----------------------------------|----------------------------|-----------------|--------------------|----------|---------------------------|-----------------------------|-------|
| | | ANVERS | BRABANT FLAMAND | LIMBOURG | FLANDRE ORIEN- TALE | FLANDRE OCCIDEN- TALE | |
| ALLEMAGNE | | | | | | | |
| AUDI PORSCHE | 1 | 1 | 1 | | 1 | 2 | 5 |
| AUTO UNION AUDI | 2 | | 2 | | 1 | | 3 |
| AUTO UNION 1000 | | | | | | | |
| AUDI 80 | 1 047 | 1 118 | 500 | 610 | 834 | 642 | 3 704 |
| AUTO UNION AUDI 90 | | | 2 | 1 | | 1 | 4 |
| AUDI 100 | 218 | 269 | 138 | 127 | 170 | 125 | 829 |
| AUDI 50 | | | 1 | 1 | | 1 | 3 |
| AUDI AVANT | 143 | 223 | 104 | 65 | 129 | 111 | 632 |
| AUDI 200 | | 4 | 1 | 1 | | | 6 |
| AUDI QUATTRO | 2 | 1 | | | | | 1 |
| AUDI C | 31 | 39 | 30 | 27 | 26 | 13 | 135 |
| AUDI 90 | 38 | 24 | 14 | 12 | 10 | 8 | 68 |
| AUDI V8 | 6 | 6 | 1 | | | 1 | 8 |
| AUDI CABRIO | 54 | 96 | 43 | 70 | 58 | 31 | 298 |
| AUDI A6 | 272 | 320 | 211 | 189 | 212 | 191 | 1 123 |
| AUDI A6 QUATTRO | 8 | 7 | | | 5 | 2 | 14 |
| AUDI A6 AVANT Q | 12 | 3 | 9 | 1 | 3 | 1 | 17 |
| AUDI A8 | 113 | 55 | 25 | 18 | 34 | 19 | 151 |
| AUDI A8 QUATTRO | 12 | 8 | 1 | 6 | 2 | | 17 |
| AUDI A6 AVANT | 46 | 127 | 51 | 37 | 67 | 55 | 337 |
| AUDI A4 | 653 | 706 | 496 | 421 | 547 | 539 | 2 709 |
| AUDI A3 | 180 | 176 | 157 | 124 | 148 | 166 | 773 |
| AUDI TT | 46 | 74 | 44 | 48 | 75 | 41 | 282 |
| AUDI COUPE | | 1 | | | | | 1 |
| AUDI A2 | 31 | 15 | 21 | 11 | 19 | 11 | 77 |
| AUDI ALLROAD Q | 1 | 3 | 1 | 2 | 1 | 1 | 8 |
| BARKAS | 1 | 3 | 2 | | 4 | 1 | 10 |
| BITTER DIPLOMAT | | | | 1 | | | 1 |
| BITTER SC | | | | | | 1 | 1 |
| BMW | 12 | 5 | 1 | 1 | | 1 | 8 |
| BMW 502 | | | 1 | | | | 1 |
| BMW 700 | | | | | | 1 | 1 |
| BMW 1800 | | | | | | | |
| BMW 1600 | | | | | 1 | | 1 |
| BMW 2000 | 1 | 1 | | 2 | 1 | 2 | 6 |
| BMW 1600 SP | | 1 | | | 1 | | 2 |
| BMW 2002 FL | 4 | 5 | 1 | 1 | 2 | 3 | 12 |
| BMW 1602 FL | 2 | 2 | 4 | 1 | 1 | 1 | 9 |
| BMW 30 FL | | 1 | | | | | 1 |
| BMW 30 C S | 3 | | 1 | 2 | | 1 | 4 |
| BMW 1802 FL | | | | | 1 | | 1 |
| BMW 520 | 205 | 348 | 148 | 209 | 244 | 192 | 1 141 |
| BMW 525 | 423 | 710 | 341 | 376 | 537 | 422 | 2 386 |
| BMW 28 L | | | | | | 1 | 1 |
| BMW 25 CS | 1 | | | | | | |
| BMW 518 | 51 | 100 | 38 | 46 | 75 | 50 | 309 |
| BMW 1502 | | 2 | | 2 | 1 | 1 | 6 |
| BMW 528 | 72 | 69 | 45 | 24 | 46 | 30 | 214 |
| BMW 316 | 1 567 | 2 273 | 1 303 | 1 420 | 2 160 | 1 874 | 9 030 |
| BMW 530 | 12 | 19 | 2 | 9 | 7 | 3 | 40 |
| BMW 630 | | 1 | | | | 2 | 3 |
| BMW 633 | | | | | | | |
| BMW 728 | 28 | 47 | 18 | 17 | 33 | 38 | 153 |
| BMW 730 | 80 | 150 | 64 | 109 | 108 | 46 | 477 |
| BMW 323 | 24 | 15 | 15 | 15 | 9 | 10 | 64 |
| BMW 635 | 3 | 2 | 4 | 1 | 1 | 1 | 9 |
| BMW M1 | | | | | | | 1 |
| BMW 732 | | 1 | | | | 1 | 2 |
| BMW 735 | 35 | 41 | 20 | 18 | 35 | 22 | 136 |
| BMW 628 | | 3 | 3 | 3 | 2 | | 11 |
| BMW 315 | 3 | 6 | 2 | 4 | 7 | 4 | 25 |
| BMW ALPINA | | | 1 | | | | 1 |
| BMW 725 | 26 | 67 | 22 | 31 | 41 | 37 | 198 |
| BMW 524 | 78 | 100 | 38 | 41 | 56 | 43 | 278 |
| BMW 535 | 18 | 15 | 10 | 6 | 13 | 9 | 53 |
| BMW 325 | | 1 | | | | | 1 |
| BMW 324 | 52 | 58 | 26 | 28 | 41 | 28 | 181 |
| BMW 325 | 218 | 240 | 103 | 173 | 184 | 150 | 850 |
| BMW M5 | 7 | 14 | 8 | 3 | 2 | 3 | 30 |
| BMW M3 | 20 | 16 | 25 | 11 | 15 | 18 | 85 |
| BMW 750 | 13 | 10 | 2 | 3 | 2 | 1 | 18 |
| BMW Z1 | 2 | 6 | 6 | 3 | 7 | 2 | 24 |

**TABLEAU 1. - REPARTITION DES VOITURES D'OCCASION, MISES EN CIRCULATION
PAR REGION ET PROVINCE, ET SELON LE PAYS DE PROVENANCE
ET LA MARQUE - ANNEE 2001**

| PAYS DE PROVENANCE ET MARQUES | REGION WALLONNE | | | | | | LE ROYAUME |
|----------------------------------|-------------------|---------|-------|-----------------|-------|-------|---------------|
| | BRABANT WALLON | HAINAUT | LIEGE | LUXEM- BOURG | NAMUR | TOTAL | |
| ALLEMAGNE | | | | | | | |
| AUDI PORSCHE | | | 2 | | | 2 | 8 |
| AUTO UNION AUDI | | 33 | 1 | | | 34 | 39 |
| AUTO UNION 1000 | | | 1 | | | 1 | 1 |
| AUDI 80 | 212 | 1 517 | 720 | 195 | 369 | 3 013 | 7 764 |
| AUTO UNION AUDI 90 | 1 | | | | | 1 | 5 |
| AUDI 100 | 58 | 234 | 148 | 52 | 80 | 572 | 1 619 |
| AUDI 50 | | | | | | | 3 |
| AUDI AVANT | 64 | 185 | 102 | 45 | 56 | 452 | 1 227 |
| AUDI 200 | 1 | | 1 | 2 | | 4 | 10 |
| AUDI QUATTRO | | | 1 | | | 1 | 4 |
| AUDI C | 17 | 49 | 40 | 13 | 18 | 137 | 303 |
| AUDI 90 | 3 | 44 | 31 | 9 | 10 | 97 | 203 |
| AUDI V8 | 1 | | | | | 1 | 15 |
| AUDI CABRIO | 16 | 66 | 42 | 6 | 24 | 154 | 506 |
| AUDI A6 | 72 | 222 | 147 | 46 | 80 | 567 | 1 962 |
| AUDI A6 QUATTRO | | 4 | | 1 | 1 | 6 | 28 |
| AUDI A6 AVANT Q | 3 | 3 | 10 | 4 | 2 | 22 | 51 |
| AUDI A8 | 9 | 25 | 21 | 2 | 7 | 64 | 328 |
| AUDI A8 QUATTRO | 2 | 1 | 3 | | 2 | 8 | 37 |
| AUDI A6 AVANT | 24 | 67 | 45 | 14 | 19 | 169 | 552 |
| AUDI A4 | 184 | 679 | 532 | 146 | 265 | 1 806 | 5 178 |
| AUDI A3 | 36 | 149 | 155 | 54 | 73 | 467 | 1 420 |
| AUDI TT | 17 | 28 | 27 | 3 | 12 | 87 | 415 |
| AUDI COUPE | | | | | | | 1 |
| AUDI A2 | 10 | 13 | 22 | 3 | 4 | 52 | 160 |
| AUDI ALLROAD Q | 1 | 1 | 1 | 1 | 1 | 5 | 14 |
| BARKAS | | 1 | 1 | | | 2 | 13 |
| BITTER DIPLOMAT | | | | | | | 1 |
| BITTER SC | | | | | | | 1 |
| BMW | | 76 | 2 | | | 78 | 98 |
| BMW 502 | | | | | | | 1 |
| BMW 700 | | | 2 | | | 2 | 3 |
| BMW 1800 | | 1 | | | | 1 | 1 |
| BMW 1600 | 1 | | | | | 1 | 2 |
| BMW 2000 | 1 | 1 | | | 1 | 3 | 10 |
| BMW 1600 SP | 1 | 1 | 1 | | | 3 | 5 |
| BMW 2002 FL | 6 | 4 | 5 | | | 15 | 31 |
| BMW 1602 FL | 1 | 2 | 1 | | 2 | 6 | 17 |
| BMW 30 FL | | | | | | | 1 |
| BMW 30 C S | 1 | | 1 | | | 2 | 9 |
| BMW 1802 FL | | | | | | | 1 |
| BMW 520 | 45 | 300 | 121 | 30 | 57 | 553 | 1 899 |
| BMW 525 | 77 | 409 | 219 | 47 | 92 | 844 | 3 653 |
| BMW 28 L | | | | | | | 1 |
| BMW 25 CS | | | | | | | 1 |
| BMW 518 | 6 | 72 | 33 | 8 | 12 | 131 | 491 |
| BMW 1502 | 1 | 2 | 1 | | 2 | 6 | 12 |
| BMW 528 | 16 | 15 | 25 | 3 | 4 | 63 | 349 |
| BMW 316 | 425 | 2 030 | 1 283 | 295 | 477 | 4 511 | 15 108 |
| BMW 530 | 2 | 9 | 4 | | 2 | 17 | 69 |
| BMW 630 | | 2 | 1 | 1 | | 4 | 7 |
| BMW 633 | | | 1 | | | 1 | 1 |
| BMW 728 | 14 | 9 | 7 | 5 | 4 | 39 | 220 |
| BMW 730 | 22 | 80 | 47 | 10 | 24 | 183 | 740 |
| BMW 323 | 6 | 12 | 8 | 11 | 8 | 45 | 133 |
| BMW 635 | 2 | 1 | 2 | | 2 | 7 | 19 |
| BMW M1 | | | | | | | 1 |
| BMW 732 | 1 | | | | 2 | 3 | 5 |
| BMW 735 | 4 | 23 | 7 | | 5 | 39 | 210 |
| BMW 628 | | 2 | 1 | | | 3 | 14 |
| BMW 315 | 2 | 6 | 3 | | 1 | 12 | 40 |
| BMW ALPINA | | | | | | | 1 |
| BMW 725 | 8 | 20 | 17 | 2 | 3 | 50 | 274 |
| BMW 524 | 5 | 56 | 37 | 4 | 10 | 112 | 468 |
| BMW 535 | 2 | 20 | 5 | 2 | 1 | 30 | 101 |
| BMW 325 | | | | | | | 1 |
| BMW 324 | 15 | 29 | 19 | 4 | 14 | 81 | 314 |
| BMW 325 | 66 | 165 | 90 | 24 | 50 | 395 | 1 463 |
| BMW M5 | 3 | 8 | 3 | | 1 | 15 | 52 |
| BMW M3 | 5 | 13 | 10 | 4 | 9 | 41 | 146 |
| BMW 750 | 3 | 5 | 3 | | | 11 | 42 |
| BMW Z1 | 6 | 1 | 2 | 2 | 2 | 13 | 39 |

**TABLEAU 1. - REPARTITION DES VOITURES D'OCCASION, MISES EN CIRCULATION
PAR REGION ET PROVINCE, ET SELON LE PAYS DE PROVENANCE
ET LA MARQUE - ANNEE 2001**

| PAYS DE PROVENANCE ET MARQUES | REGION BRUXEL- LOISE | REGION FLAMANDE | | | | | TOTAL |
|----------------------------------|----------------------------|-----------------|--------------------|----------|----------------------|------------------------|--------|
| | | ANVERS | BRABANT FLAMAND | LIMBOURG | FLANDRE ORIENTALE | FLANDRE OCCIDENTALE | |
| BMW 850 | 9 | 7 | 4 | 7 | 10 | 12 | 40 |
| BMW 740 | 18 | 21 | 9 | 9 | 10 | 13 | 62 |
| BMW 540 | 6 | 7 | 1 | | | 6 | 14 |
| BMW 840 | 3 | 9 | 2 | 2 | 4 | | 17 |
| BMW 520 I | 16 | 31 | 10 | 27 | 24 | 25 | 117 |
| BMW 328 | 27 | 21 | 27 | 12 | 21 | 8 | 89 |
| BMW 316I | 27 | 48 | 38 | 26 | 99 | 96 | 307 |
| BMW Z 3 | 57 | 125 | 74 | 72 | 90 | 80 | 441 |
| BMW 523 | 61 | 90 | 51 | 35 | 72 | 37 | 285 |
| BMW 325E | 1 | | | | | | |
| BMW Z 3 M | 2 | 1 | 2 | | 1 | 1 | 5 |
| BMW 328 I | 21 | 10 | 10 | 9 | 10 | 8 | 47 |
| BMW 318 I | 46 | 73 | 49 | 35 | 56 | 59 | 272 |
| BMW 320 D | 147 | 309 | 192 | 188 | 279 | 353 | 1 321 |
| BMW 323 I | 24 | 18 | 9 | 5 | 14 | 12 | 58 |
| BMW 320 I | 33 | 30 | 22 | 19 | 31 | 22 | 124 |
| BMW M COUPE | 2 | 2 | 2 | | | 1 | 5 |
| BMW 523 I | 24 | 40 | 15 | 26 | 28 | 13 | 122 |
| BMW 535I | 1 | | 4 | | 1 | | 5 |
| BMW 525D | 26 | 67 | 26 | 22 | 57 | 36 | 208 |
| BMW 530 D | 46 | 67 | 35 | 17 | 25 | 34 | 178 |
| BMW 730 D | 22 | 29 | 7 | 7 | 16 | 17 | 76 |
| BMW 735 I | 10 | 3 | 4 | 2 | 1 | 1 | 11 |
| BMW 528I | 15 | 6 | 7 | 7 | 5 | 5 | 30 |
| BMW 540 I | 8 | 3 | | | | 3 | 6 |
| BMW 725 D | | 3 | | 3 | 3 | 1 | 10 |
| BMW 728 I | 7 | 24 | 9 | 2 | 11 | 14 | 60 |
| BMW 750 I | 5 | 6 | 4 | | | | 10 |
| BMW 750 I | 4 | 2 | | | | 7 | 9 |
| BMW 325I | 5 | | | | | 1 | 1 |
| BMW 740D | 3 | 1 | 1 | 1 | | | 3 |
| BMW 318CI | 8 | 24 | 7 | 3 | 25 | 18 | 77 |
| BMW 330D | 10 | 5 | 7 | 2 | 3 | 5 | 22 |
| BMW 318D | 5 | 21 | 10 | 12 | 19 | 16 | 78 |
| BMW 323TI | | | | | 1 | | 1 |
| BMW Z3-M | | | 1 | | | | 1 |
| BMW X5 | 20 | 37 | 8 | 6 | 5 | 6 | 62 |
| BMW Z8 | | 3 | 1 | 2 | | 1 | 7 |
| BMW 635CSI | | 1 | | | | 1 | 2 |
| BMW 520D | 13 | 45 | 16 | 17 | 42 | 30 | 150 |
| BMW 323CI | 11 | 27 | 5 | 3 | 50 | 20 | 105 |
| BMW 330I | 1 | 1 | | | | | 1 |
| BMW 330I | 4 | 3 | 2 | 2 | | 1 | 8 |
| BMW 525 I | 7 | 1 | 2 | | | | 3 |
| BMW 320 CI | 10 | 8 | 2 | 6 | 6 | 3 | 25 |
| BMW 530 I | 4 | 1 | 1 | | | 1 | 3 |
| BMW 325 CI | 9 | 4 | 2 | | | 1 | 7 |
| BMW 325 XI | | | 1 | | | | 1 |
| BMW 330 XD | | | | | | 1 | 1 |
| BMW 316 TI | 2 | 2 | | | | | 2 |
| BMW MX5 | | 1 | | | | | 1 |
| BORGWARD ISABELLA | | | | 1 | | | 1 |
| DKW | | | 1 | | | | 1 |
| D.K.W. F 93 | | | 1 | | | | 1 |
| DKW JUNIOR | | | | | | 1 | 1 |
| DKW F12 | | | | | | | |
| FORD | 153 | 204 | 64 | 92 | 145 | 89 | 595 |
| FORD 20M | 5 | 6 | 1 | 1 | 1 | 1 | 10 |
| FORD ESCORT | 1 677 | 2 791 | 1 616 | 2 416 | 2 163 | 2 062 | 11 048 |
| FORD CAPRI 2 | 6 | 21 | 9 | 12 | 7 | 8 | 57 |
| FORD 12M | 2 | 2 | | | 2 | | 4 |
| FORD 15M | 1 | 2 | | | | | 2 |
| FORD TAUNUS 17M | | 3 | | 1 | 1 | 2 | 7 |
| FORD 26M | | | | 1 | | | 1 |
| FORD TAUNUS TC | 3 | 26 | 9 | 7 | 18 | 12 | 72 |
| FORD CONSUL | 2 | 3 | | 1 | | 1 | 5 |
| FORD GRANADA | 4 | 24 | 7 | 2 | 2 | 4 | 39 |
| FORD FIESTA | 1 774 | 2 648 | 1 698 | 2 541 | 2 222 | 1 993 | 11 102 |
| FORD SIERRA | 612 | 1 072 | 477 | 687 | 792 | 699 | 3 727 |
| FORD ORION | 322 | 463 | 223 | 475 | 287 | 361 | 1 809 |
| FORD SCORPIO | 154 | 369 | 171 | 208 | 183 | 124 | 1 055 |
| FORD TAUNUS | 23 | 30 | 9 | 20 | 7 | 16 | 82 |
| FORD TEMPO | | | | 1 | | | 2 |
| FORD PROBE | 13 | 12 | 12 | 19 | 16 | 10 | 69 |
| FORD COURIER | 28 | 28 | 11 | 20 | 26 | 15 | 100 |

**TABLEAU 1. - REPARTITION DES VOITURES D'OCCASION, MISES EN CIRCULATION
PAR REGION ET PROVINCE, ET SELON LE PAYS DE PROVENANCE
ET LA MARQUE - ANNEE 2001**

| PAYS DE PROVENANCE ET MARQUES | REGION WALLONNE | | | | | | LE ROYAUME |
|----------------------------------|-------------------|---------|-------|-----------------|-------|-------|---------------|
| | BRABANT WALLON | HAINAUT | LIEGE | LUXEM- BOURG | NAMUR | TOTAL | |
| BMW 850 | 2 | 4 | 1 | 2 | 2 | 11 | 60 |
| BMW 740 | 4 | 6 | 5 | 1 | | 16 | 96 |
| BMW 540 | 5 | 3 | 1 | | 2 | 11 | 31 |
| BMW 840 | | | | | 1 | 1 | 21 |
| BMW 520 I | 3 | 5 | 8 | 1 | 2 | 19 | 152 |
| BMW 328 | 13 | 13 | 8 | 6 | 9 | 49 | 165 |
| BMW 316I | 12 | 26 | 32 | 3 | 12 | 85 | 419 |
| BMW Z 3 | 24 | 41 | 67 | 17 | 21 | 170 | 668 |
| BMW 523 | 16 | 30 | 27 | 2 | 11 | 86 | 432 |
| BMW 325E | 1 | 2 | | | | 3 | 4 |
| BMW Z 3 M | 1 | | 1 | 1 | | 3 | 10 |
| BMW 328 I | 8 | 3 | 8 | 1 | 1 | 21 | 85 |
| BMW 318 I | 7 | 32 | 29 | 16 | 11 | 95 | 413 |
| BMW 320 D | 49 | 154 | 159 | 45 | 51 | 458 | 1 926 |
| BMW 323 I | 1 | 5 | 4 | 3 | 2 | 15 | 97 |
| BMW 320 I | 10 | 12 | 18 | 8 | 3 | 51 | 208 |
| BMW M CDUPE | | 1 | | | | 1 | 8 |
| BMW 523 I | 3 | 11 | 5 | 2 | 2 | 23 | 169 |
| BMW 535I | 1 | 1 | | | | 2 | 8 |
| BMW 525D | 7 | 10 | 18 | 3 | 3 | 41 | 275 |
| BMW 530 D | 11 | 15 | 8 | 5 | 6 | 45 | 269 |
| BMW 730 D | 5 | 5 | 3 | 4 | 2 | 19 | 117 |
| BMW 735 I | | 1 | 1 | | | 2 | 23 |
| BMW 528I | 5 | 6 | 4 | | | 15 | 60 |
| BMW 540 I | 1 | 1 | | | | 2 | 16 |
| BMW 725 D | | 2 | 1 | | | 3 | 13 |
| BMW 728 I | 2 | 2 | 6 | 2 | 1 | 13 | 80 |
| BMW 750 I | | 2 | 1 | | | 3 | 18 |
| BMW 750 I | | | | | | | 13 |
| BMW 325I | | 2 | | | | 2 | 8 |
| BMW 740D | 1 | | 1 | | | 2 | 8 |
| BMW 318CI | 1 | 7 | 7 | 1 | 2 | 18 | 103 |
| BMW 330D | 1 | 3 | 1 | 2 | 3 | 10 | 42 |
| BMW 318D | 2 | 9 | 10 | 1 | 3 | 25 | 108 |
| BMW 323TI | | | | | | | 1 |
| BMW Z3-M | | 1 | | | | 1 | 2 |
| BMW X5 | 2 | 4 | 9 | | 1 | 16 | 98 |
| BMW Z8 | 1 | | | | | 1 | 8 |
| BMW 635CSI | | | | | | | 2 |
| BMW 520D | 3 | 7 | 14 | 3 | 3 | 30 | 193 |
| BMW 323CI | 3 | 2 | 7 | 1 | | 13 | 129 |
| BMW 330I | | | 1 | | | 1 | 3 |
| BMW 330I | 1 | 2 | 1 | 1 | | 5 | 17 |
| BMW 525 I | | | | | | | 10 |
| BMW 320 CI | | 2 | 1 | 2 | 4 | 9 | 44 |
| BMW 530 I | | | | | | | 7 |
| BMW 325 CI | 1 | 1 | 1 | | | 3 | 19 |
| BMW 325 XI | | | 1 | | | 1 | 2 |
| BMW 330 XD | | | | | | | 1 |
| BMW 316 TI | | | | 1 | | 1 | 5 |
| BMW MX5 | | | | | | | 1 |
| BORGWARD ISABELLA | | | | | | | 1 |
| DKW | 1 | 1 | | | | 2 | 3 |
| D.K.W. F 93 | | | | 1 | | 1 | 2 |
| DKW JUNIOR | | | | | | | 1 |
| DKW F12 | | 1 | | | | 1 | 1 |
| FORD | 16 | 177 | 92 | 17 | 29 | 331 | 1 079 |
| FORD 20M | | 5 | | 1 | 2 | 8 | 23 |
| FORD ESCORT | 530 | 2 921 | 2 634 | 490 | 805 | 7 380 | 20 105 |
| FORD CAPRI 2 | 3 | 12 | 7 | 2 | 1 | 25 | 88 |
| FORD 12M | | 2 | 2 | | | 4 | 10 |
| FORD 15M | | 1 | 1 | | | 1 | 4 |
| FORD TAUNUS 17M | | 1 | 1 | 1 | | 3 | 10 |
| FORD 26M | | | | | | | 1 |
| FORD TAUNUS TC | | 15 | 4 | 1 | 5 | 26 | 101 |
| FORD CONSUL | | 1 | | | | 1 | 8 |
| FORD GRANADA | 1 | 8 | 7 | 2 | 3 | 21 | 64 |
| FORD FIESTA | 683 | 3 072 | 3 290 | 638 | 995 | 8 678 | 21 554 |
| FORD SIERRA | 136 | 710 | 547 | 96 | 170 | 1 659 | 5 998 |
| FORD ORION | 80 | 546 | 418 | 62 | 134 | 1 240 | 3 371 |
| FORD SCORPIO | 29 | 138 | 102 | 22 | 32 | 323 | 1 532 |
| FORD TAUNUS | 5 | 11 | 4 | 2 | 3 | 25 | 130 |
| FORD TEMPO | | | | | | | 2 |
| FORD PROBE | 1 | 13 | 14 | 7 | 5 | 40 | 122 |
| FORD COURIER | 19 | 33 | 24 | 6 | 12 | 94 | 222 |

**TABLEAU 1. - REPARTITION DES VOITURES D'OCCASION, MISES EN CIRCULATION
PAR REGION ET PROVINCE, ET SELON LE PAYS DE PROVENANCE
ET LA MARQUE - ANNEE 2001**

| PAYS DE PROVENANCE ET MARQUES | REGION BRUXEL- LOISE | REGION FLAMANDE | | | | | TOTAL |
|----------------------------------|----------------------------|-----------------|--------------------|----------|----------------------|------------------------|-------|
| | | ANVERS | BRABANT FLAMAND | LIMBOURG | FLANDRE ORIENTALE | FLANDRE OCCIDENTALE | |
| FORD MERKUR | | | | | | | |
| FORD EXPLORER | 5 | 2 | 5 | 2 | | | 9 |
| FORD GALAXY | 197 | 379 | 286 | 314 | 235 | 255 | 1 469 |
| FORD KA | 141 | 414 | 230 | 304 | 305 | 310 | 1 563 |
| FORD FOCUS | 157 | 605 | 393 | 604 | 415 | 410 | 2 427 |
| HANOMAG HENSCHEL | | 1 | 1 | 2 | 2 | | 6 |
| GLAS 1204 | | | | | | | |
| MAGIRUS DEUTZ | | 1 | | 2 | 2 | | 5 |
| MAN VW | | | | | 1 | | 1 |
| MAN | | 2 | 1 | | | | 3 |
| MAN 30502VFAEG | | | | 1 | | | 1 |
| MERCEDES | 182 | 248 | 81 | 108 | 154 | 104 | 695 |
| MERCEDES 180 | | 1 | | | 1 | 3 | 5 |
| MERCEDES 190 | 1 155 | 936 | 459 | 602 | 858 | 703 | 3 558 |
| MERCEDES 220 | 63 | 57 | 44 | 60 | 54 | 38 | 253 |
| MERCEDES 300 | 279 | 269 | 135 | 186 | 174 | 139 | 903 |
| MERCEDES 170 | 1 | 1 | 1 | | 2 | | 4 |
| MERCEDES 230 E | 119 | 129 | 62 | 115 | 91 | 79 | 476 |
| MERCEDES 230 SL | 1 | 1 | 2 | 2 | | | 5 |
| MERCEDES 200 | 638 | 543 | 217 | 331 | 391 | 247 | 1 729 |
| MERCEDES 250 | 1 | | 1 | | | | 1 |
| MERCEDES 250 SE | 1 | 1 | | 1 | | 1 | 3 |
| MERCEDES 230 | | | | | | | |
| MERCEDES 250 | 684 | 564 | 229 | 259 | 360 | 282 | 1 694 |
| MERCEDES 280 SEL | 2 | 5 | | 4 | 4 | 2 | 15 |
| MERCEDES 300 SE | 11 | 20 | 9 | 23 | 8 | 8 | 68 |
| MERCEDES 250 C | 1 | 2 | 3 | | | | 5 |
| MERCEDES 250 CE | 1 | | 3 | | 1 | | 4 |
| MERCEDES 350SL | 3 | 4 | 4 | 5 | 7 | 6 | 26 |
| MERCEDES 250 SL | 1 | 1 | 1 | | | | 2 |
| MERCEDES 280 SL | 11 | 17 | 11 | 13 | 10 | 17 | 68 |
| MERCEDES 600 | 14 | 7 | 2 | | 6 | 2 | 17 |
| MERCEDES 280 S | 9 | 19 | 4 | 14 | 14 | 10 | 61 |
| MERCEDES 280 SE | 15 | 22 | 14 | 13 | 15 | 8 | 72 |
| MERCEDES 300 SL | 4 | 5 | 7 | 5 | 5 | 6 | 28 |
| MERCEDES 280 E | 35 | 34 | 25 | 21 | 26 | 16 | 122 |
| MERCEDES 280 CE | 1 | 2 | | 3 | 4 | 2 | 11 |
| MERCEDES 350 SE | | | | | | 1 | 1 |
| MERCEDES 450 SE | | | | | 1 | | 1 |
| MERCEDES 450 SL | | 2 | 5 | 2 | 3 | 1 | 13 |
| MERCEDES 450 SLC | | 2 | | | | 1 | 3 |
| MERCEDES 350 SLC | 1 | 1 | | 1 | 3 | 2 | 7 |
| MERCEDES 240 | 84 | 63 | 22 | 15 | 29 | 17 | 146 |
| MERCEDES 350 SEL | | | | | 1 | | 1 |
| MERCEDES 280 SLC | 1 | 2 | 6 | 3 | 3 | 3 | 17 |
| MERCEDES 230 CE | 71 | 71 | 32 | 52 | 34 | 31 | 220 |
| MERCEDES 500 SE | 22 | 19 | 9 | 7 | 7 | 7 | 49 |
| MERCEDES 380 SE | | | 2 | | | | 2 |
| MERCEDES 500 SL | 3 | 2 | | | 1 | 1 | 4 |
| MERCEDES 380 SL | 2 | 1 | | 1 | 1 | 1 | 4 |
| MERCEDES 380 SEL | | | | | 1 | | 1 |
| MERCEDES 500 SEL | 4 | 2 | | | | 1 | 3 |
| MERCEDES 380 SEC | 1 | 3 | 1 | 2 | 4 | 2 | 12 |
| MERCEDES 500 SEC | 2 | 2 | 1 | 1 | 1 | 2 | 7 |
| MERCEDES 260 | 23 | 27 | 4 | 13 | 9 | 6 | 59 |
| MERCEDES 260SE | 27 | 30 | 14 | 24 | 24 | 9 | 101 |
| MERCEDES 420 SEL | 1 | 8 | 2 | 2 | | 3 | 15 |
| MERCEDES 560 SEC | 4 | 3 | 2 | | 1 | 2 | 8 |
| MERCEDES 560 SEL | | 2 | 1 | | | | 3 |
| MERCEDES 560 | | | | | | 1 | 1 |
| MERCEDES 350 | 47 | 26 | 12 | 13 | 20 | 20 | 91 |
| MERCEDES 320 | 26 | 19 | 7 | 9 | 11 | 14 | 60 |
| MERCEDES ML 270CDI | 4 | 11 | 5 | 8 | 2 | 6 | 32 |
| MERCEDES 230 GE | 2 | 2 | 1 | 1 | 1 | 4 | 9 |
| MERCEDES 240G | | | | | | | |
| MERCEDES 300 G | 1 | | 2 | | 1 | 2 | 5 |
| MERCEDES 280 GE | | 3 | 2 | 1 | | | 6 |
| MERCEDES 400 | 10 | 7 | | 1 | 4 | 3 | 15 |
| MERCEDES C 180 | 118 | 169 | 107 | 89 | 157 | 125 | 647 |
| MERCEDES C 220 | 373 | 758 | 465 | 582 | 638 | 567 | 3 010 |
| MERCEDES C 280 | 9 | 7 | 2 | 4 | 4 | 3 | 20 |
| MERCEDES C 200 | 119 | 270 | 201 | 178 | 264 | 215 | 1 128 |
| MERCEDES C250 | 149 | 105 | 48 | 76 | 98 | 94 | 421 |
| MERCEDES C 360 | 1 | 1 | 2 | | 2 | | 5 |
| MERCEDES 420 | 2 | 11 | 2 | | 3 | 5 | 21 |

**TABLEAU 1. - REPARTITION DES VOITURES D'OCCASION, MISES EN CIRCULATION
PAR REGION ET PROVINCE, ET SELON LE PAYS DE PROVENANCE
ET LA MARQUE - ANNEE 2001**

| PAYS DE PROVENANCE ET MARQUES | REGION WALLONNE | | | | | | LE ROYAUME |
|----------------------------------|-------------------|---------|-------|-----------------|-------|-------|---------------|
| | BRABANT WALLON | HAINAUT | LIEGE | LUXEM- BOURG | NAMUR | TOTAL | |
| FORD MERKUR | | | | | 1 | 1 | 1 |
| FORD EXPLORER | 1 | 17 | 1 | | | 19 | 33 |
| FORD GALAXY | 70 | 262 | 212 | 87 | 90 | 721 | 2 387 |
| FORD KA | 49 | 177 | 208 | 50 | 83 | 567 | 2 271 |
| FORD FOCUS | 82 | 313 | 307 | 139 | 139 | 980 | 3 564 |
| HANOMAG HENSCHEL | | | 1 | 1 | 1 | 3 | 9 |
| GLAS 1204 | | 1 | | | | 1 | 1 |
| MAGIRUS DEUTZ | | | 1 | 1 | | 2 | 7 |
| MAN VW | | | | | | | 1 |
| MAN | 1 | 1 | | | | 2 | 5 |
| MAN 30502VFAEG | | | | | | | 1 |
| MERCEDES | 25 | 114 | 78 | 9 | 38 | 264 | 1 141 |
| MERCEDES 180 | | | | | | | 5 |
| MERCEDES 190 | 124 | 715 | 390 | 52 | 157 | 1 438 | 6 151 |
| MERCEDES 220 | 9 | 54 | 26 | 6 | 11 | 106 | 422 |
| MERCEDES 300 | 48 | 117 | 110 | 10 | 48 | 333 | 1 515 |
| MERCEDES 170 | | | | | | | 5 |
| MERCEDES 230 E | 26 | 104 | 78 | 14 | 30 | 252 | 847 |
| MERCEDES 230 SL | | | 1 | 1 | 2 | 4 | 10 |
| MERCEDES 200 | 53 | 372 | 234 | 26 | 72 | 757 | 3 124 |
| MERCEDES 250 | | | | | | | 2 |
| MERCEDES 250 SE | | | | | | | 4 |
| MERCEDES 230 | | | 2 | | | 2 | 2 |
| MERCEDES 250 | 55 | 235 | 163 | 38 | 76 | 567 | 2 945 |
| MERCEDES 280 SEL | 1 | 1 | 2 | 1 | | 5 | 22 |
| MERCEDES 300 SE | | 5 | 7 | | 1 | 13 | 92 |
| MERCEDES 250 C | 1 | | | | | 1 | 7 |
| MERCEDES 250 CE | | 1 | 1 | | | 2 | 7 |
| MERCEDES 350SL | 3 | 1 | 3 | 1 | | 8 | 37 |
| MERCEDES 250 SL | | | | | | | 3 |
| MERCEDES 280 SL | 5 | 8 | 6 | 1 | 2 | 22 | 101 |
| MERCEDES 600 | 1 | 1 | 1 | | 3 | 6 | 37 |
| MERCEDES 280 S | 2 | 6 | 7 | 1 | 2 | 18 | 88 |
| MERCEDES 280 SE | 8 | 7 | 8 | 1 | 1 | 25 | 112 |
| MERCEDES 300 SL | 1 | 1 | 4 | | | 6 | 38 |
| MERCEDES 280 E | 13 | 18 | 10 | 5 | 5 | 51 | 208 |
| MERCEDES 280 CE | 1 | 2 | | 1 | 1 | 5 | 17 |
| MERCEDES 350 SE | | 1 | 1 | | | 2 | 3 |
| MERCEDES 450 SE | | | | | | | 1 |
| MERCEDES 450 SL | | 2 | | | 1 | 3 | 16 |
| MERCEDES 450 SLC | | | | | | | 3 |
| MERCEDES 350 SLC | | 1 | | | | 1 | 9 |
| MERCEDES 240 | | 21 | 17 | 4 | 2 | 44 | 274 |
| MERCEDES 350 SEL | | | | | | | 1 |
| MERCEDES 280 SLC | 2 | 1 | 6 | | | 9 | 27 |
| MERCEDES 230 CE | 7 | 53 | 27 | | 7 | 94 | 385 |
| MERCEDES 500 SE | 3 | 5 | 6 | | | 14 | 85 |
| MERCEDES 380 SE | | 1 | | | | 1 | 3 |
| MERCEDES 500 SL | | | | | | | 7 |
| MERCEDES 380 SL | 2 | 1 | | | | 3 | 9 |
| MERCEDES 380 SEL | | | | | | | 1 |
| MERCEDES 500 SEL | 1 | 1 | | | | 2 | 9 |
| MERCEDES 380 SEC | 2 | 1 | | | 1 | 4 | 17 |
| MERCEDES 500 SEC | | 2 | 2 | | 1 | 5 | 14 |
| MERCEDES 260 | 2 | 8 | 13 | 1 | 12 | 36 | 118 |
| MERCEDES 260SE | 4 | 15 | 6 | 3 | 5 | 33 | 151 |
| MERCEDES 420 SEL | | 1 | 3 | | 1 | 5 | 21 |
| MERCEDES 560 SEC | 1 | 3 | | | 1 | 5 | 17 |
| MERCEDES 560 SEL | | 1 | | 1 | | 2 | 5 |
| MERCEDES 560 | | | | | | | 1 |
| MERCEDES 350 | 5 | 14 | 3 | 2 | 1 | 25 | 163 |
| MERCEDES 320 | 3 | 12 | 7 | | 1 | 23 | 109 |
| MERCEDES ML 270CDI | | 1 | | | 1 | 2 | 38 |
| MERCEDES 230 GE | | | 1 | | | 1 | 12 |
| MERCEDES 240G | | | 1 | | | 1 | 1 |
| MERCEDES 300 G | 2 | | | | | 2 | 8 |
| MERCEDES 280 GE | 1 | | | | | 1 | 7 |
| MERCEDES 400 | 2 | 1 | 2 | | | 5 | 30 |
| MERCEDES C 180 | 22 | 99 | 105 | 17 | 22 | 266 | 1 031 |
| MERCEDES C 220 | 73 | 304 | 243 | 35 | 106 | 761 | 4 144 |
| MERCEDES C 280 | 4 | 3 | 3 | | | 12 | 41 |
| MERCEDES C 200 | 41 | 119 | 75 | 17 | 38 | 290 | 1 537 |
| MERCEDES C250 | 25 | 56 | 40 | 12 | 29 | 162 | 732 |
| MERCEDES C 360 | | | | 1 | | 1 | 7 |
| MERCEDES 420 | 1 | 1 | | | | 2 | 25 |

**TABLEAU 1. - REPARTITION DES VOITURES D'OCCASION, MISES EN CIRCULATION
PAR REGION ET PROVINCE, ET SELON LE PAYS DE PROVENANCE
ET LA MARQUE - ANNEE 2001**

| PAYS DE PROVENANCE ET MARQUES | REGION BRUXEL- LOISE | REGION FLAMANDE | | | | | TOTAL |
|----------------------------------|----------------------------|-----------------|--------------------|----------|---------------------------|-----------------------------|-------|
| | | ANVERS | BRABANT FLAMAND | LIMBOURG | FLANDRE ORIEN- TALE | FLANDRE OCCIDEN- TALE | |
| MERCEDES E 250 | 27 | 12 | 5 | 8 | 20 | 14 | 59 |
| MERCEDES 300 SE | | 4 | 1 | 3 | 4 | 1 | 13 |
| MERCEDES 250 TD | 1 | | | | | | |
| MERCEDES E 200 | 62 | 126 | 66 | 97 | 89 | 71 | 449 |
| MERCEDES E 230 | 32 | 41 | 17 | 15 | 41 | 23 | 137 |
| MERCEDES E 320 | 29 | 15 | 16 | 4 | 8 | 5 | 49 |
| MERCEDES E 220 | 224 | 474 | 231 | 318 | 315 | 363 | 1 701 |
| MERCEDES E 300 | 55 | 70 | 37 | 41 | 47 | 29 | 224 |
| MERCEDES C 230 | 12 | 2 | 5 | 2 | 4 | 4 | 17 |
| MERCEDES 200 CE | 1 | | | | | | |
| MERCEDES SPRINTER | | 1 | | 1 | | | 2 |
| MERCEDES E 290 | 89 | 124 | 59 | 60 | 69 | 73 | 385 |
| MERCEDES 500 | 1 | 1 | | | 1 | 2 | 4 |
| MERCEDES E 280 | 22 | 17 | 17 | 3 | 8 | 3 | 48 |
| MERCEDES E 420 | 1 | 1 | | | 1 | | 2 |
| MERCEDES S 300 | 12 | 9 | 11 | 3 | 16 | 11 | 50 |
| MERCEDES SL 500 | | 1 | | | | | 1 |
| MERCEDES G 300 | 2 | 2 | | | | 4 | 6 |
| MERCEDES V 230 | 47 | 47 | 24 | 25 | 31 | 10 | 137 |
| MERCEDES SLK 200 | 40 | 100 | 55 | 64 | 83 | 78 | 380 |
| MERCEDES SLK 230 | 23 | 32 | 10 | 11 | 20 | 11 | 84 |
| MERCEDES C32AMG | | | | | | 1 | 1 |
| MERCEDES E 50 AMG | | 1 | | | | | 1 |
| MERCEDES V170 | 2 | 3 | | 3 | | | 6 |
| MERCEDES E 320 | 12 | 13 | 9 | 3 | 4 | 3 | 32 |
| MERCEDES CLK 230 | 41 | 37 | 22 | 22 | 25 | 16 | 122 |
| MERCEDES OM | 79 | 160 | 84 | 117 | 119 | 103 | 583 |
| MERCEDES E240 | 21 | 11 | 12 | 3 | 6 | 3 | 35 |
| MERCEDES C240 | 17 | 5 | 9 | 2 | 5 | 3 | 24 |
| MERCEDES CL420 | 1 | | | | | 1 | 1 |
| MERCEDES CL500 | 3 | 7 | 2 | 4 | 6 | 8 | 27 |
| MERCEDES CL600 | 3 | 2 | | 1 | 2 | 1 | 6 |
| MERCEDES SL 280 | 1 | 2 | 3 | 3 | 1 | 2 | 11 |
| MERCEDES SL 320 | 2 | 4 | 4 | 1 | 1 | 3 | 13 |
| MERCEDES SL 500 | | 2 | 2 | | 1 | | 5 |
| MERCEDES S 280 | | | 1 | 1 | | | 2 |
| MERCEDES S 420 | 2 | | | | | | |
| MERCEDES S 500 | 8 | 10 | 7 | 3 | 8 | 3 | 31 |
| MERCEDES S 600 | 5 | 2 | | 1 | | 2 | 5 |
| MERCEDES S 320 | 49 | 61 | 34 | 29 | 30 | 46 | 200 |
| MERCEDES E430 | 2 | 3 | 1 | | 2 | | 6 |
| MERCEDES A160 | 98 | 74 | 83 | 47 | 70 | 61 | 335 |
| MERCEDES A140 | 69 | 72 | 104 | 44 | 95 | 57 | 372 |
| MERCEDES C43 | | | 1 | | | | 1 |
| MERCEDES E55 | | 1 | 5 | | | | 6 |
| MERCEDES V 280 | | 2 | 1 | | | | 3 |
| MERCEDES G 320 | 1 | | | | | | |
| MERCEDES ML 320 | 26 | 30 | 15 | 8 | 10 | 9 | 72 |
| MERCEDES 108D | | | | 1 | | | 1 |
| MERCEDES 208 D | 1 | | | | | | |
| MERCEDES 210D | | | 1 | | | | 1 |
| MERCEDES 214 | 1 | | | | | | |
| MERCEDES 113 | | | | | 1 | | 1 |
| MERCEDES CLK 430 | | | 2 | | | | 2 |
| MERCEDES ML230 | 22 | 56 | 21 | 29 | 30 | 31 | 167 |
| MERCEDES G500 | 1 | 1 | | | | | 1 |
| MERCEDES A170 | 70 | 139 | 122 | 103 | 145 | 144 | 653 |
| MERCEDES S430 | 6 | 5 | 3 | 1 | | 2 | 11 |
| MERCEDES C250D | 1 | | | | | 1 | 1 |
| MERCEDES V220 CDI | 11 | 19 | 8 | 8 | 12 | 7 | 54 |
| MERCEDES 112CDI | 3 | 3 | 1 | 1 | 2 | 1 | 8 |
| MERCEDES 110 CDI | 4 | 5 | 4 | 3 | 3 | 5 | 20 |
| MERCEDES 108 CDI | 3 | 1 | 2 | 4 | 3 | 2 | 12 |
| MERCEDES V200CDI | 2 | 3 | 4 | | | | 7 |
| MERCEDES ML 430 | 2 | 1 | 3 | 1 | 1 | | 5 |
| MERCEDES A 190 | 5 | 1 | 6 | | | 1 | 8 |
| MERCEDES E 270 | 29 | 24 | 25 | 15 | 17 | 25 | 107 |
| MERCEDES CLK55 | | | | | | 1 | 1 |
| MERCEDES 310D | 1 | 1 | | | | | 1 |
| MERCEDES ML270 | 27 | 78 | 43 | 39 | 39 | 68 | 267 |
| MERCEDES ML55 | 2 | 2 | 1 | | 1 | | 4 |
| MERCEDES SLK 320 | 1 | | 1 | 1 | | 1 | 3 |
| MERCEDES 213CDI | 1 | 1 | | | | 1 | 2 |
| MERCEDES 211CDI | 3 | | 1 | | 1 | | 2 |
| MERCEDES 313CDI | | | | | | | |

**TABEAU 1. - REPARTITION DES VOITURES D'OCCASION, MISES EN CIRCULATION
PAR REGION ET PROVINCE, ET SELON LE PAYS DE PROVENANCE
ET LA MARQUE - ANNEE 2001**

| PAYS DE PROVENANCE ET MARQUES | REGION WALLONNE | | | | | | LE ROYAUME |
|----------------------------------|-------------------|---------|-------|-----------------|-------|-------|---------------|
| | BRABANT WALLON | HAINAUT | LIEGE | LUXEM- BOURG | NAMUR | TOTAL | |
| MERCEDES E 250 | 3 | 9 | 10 | 3 | 6 | 31 | 117 |
| MERCEDES 300 SE | | 1 | 1 | 1 | 1 | 4 | 17 |
| MERCEDES 250 TD | | | | | | | 1 |
| MERCEDES E 200 | 11 | 37 | 50 | 9 | 13 | 120 | 631 |
| MERCEDES E 230 | 11 | 17 | 15 | 1 | 5 | 49 | 218 |
| MERCEDES E 320 | 1 | 16 | 2 | | | 19 | 97 |
| MERCEDES E 220 | 38 | 199 | 132 | 20 | 60 | 449 | 2 374 |
| MERCEDES E 300 | 5 | 29 | 20 | 3 | 7 | 64 | 343 |
| MERCEDES C 230 | 5 | 3 | | | 1 | 9 | 38 |
| MERCEDES 200 CE | | | | 1 | | 1 | 2 |
| MERCEDES SPRINTER | | | | | | | 2 |
| MERCEDES E 290 | 9 | 28 | 24 | 4 | 13 | 78 | 552 |
| MERCEDES 500 | | | | | | | 5 |
| MERCEDES E 280 | 7 | 5 | 2 | | 2 | 16 | 86 |
| MERCEDES E 420 | 1 | | | | | 1 | 4 |
| MERCEDES S 300 | 1 | 4 | 2 | | 2 | 9 | 71 |
| MERCEDES SL 600 | | | | | | | 1 |
| MERCEDES G 300 | | | | | 1 | 1 | 9 |
| MERCEDES V 230 | 2 | 11 | 11 | 2 | 2 | 28 | 212 |
| MERCEDES SLK 200 | 16 | 21 | 38 | 6 | 9 | 90 | 510 |
| MERCEDES SLK 230 | 4 | 8 | 7 | 1 | 2 | 22 | 129 |
| MERCEDES C32AMG | | | | | | | 1 |
| MERCEDES E 50 AMG | | | | | | | 1 |
| MERCEDES VITO | | | | | | | 8 |
| MERCEDES E 320 | 1 | | 2 | | 2 | 5 | 49 |
| MERCEDES CLK 230 | 8 | 12 | 10 | 3 | 6 | 39 | 202 |
| MERCEDES OM | 12 | 46 | 62 | 8 | 17 | 145 | 807 |
| MERCEDES E240 | 4 | 4 | 8 | 1 | | 17 | 73 |
| MERCEDES C240 | 1 | | 1 | 3 | 1 | 6 | 47 |
| MERCEDES CL420 | 1 | | | | | 1 | 3 |
| MERCEDES CL500 | | 1 | 3 | | | 4 | 34 |
| MERCEDES CL600 | | | | | | | 9 |
| MERCEDES SL 280 | 1 | | 1 | | | 2 | 14 |
| MERCEDES SL 320 | 2 | | 1 | | | 3 | 18 |
| MERCEDES SL 500 | | | | | | | 5 |
| MERCEDES S 280 | | | | | | | 2 |
| MERCEDES S 420 | 1 | | | | | 1 | 3 |
| MERCEDES S 500 | | 2 | 4 | | | 6 | 45 |
| MERCEDES S 600 | 2 | | | 1 | | 3 | 13 |
| MERCEDES S 320 | 6 | 21 | 3 | 2 | 4 | 36 | 285 |
| MERCEDES E430 | | 1 | | | | 1 | 9 |
| MERCEDES A160 | 20 | 33 | 38 | 5 | 10 | 106 | 539 |
| MERCEDES A140 | 20 | 32 | 37 | 11 | 9 | 109 | 550 |
| MERCEDES C43 | | | | | | | 1 |
| MERCEDES E55 | | | 1 | | | 1 | 7 |
| MERCEDES V 280 | | | | | | | 3 |
| MERCEDES G 320 | | | | | | | 1 |
| MERCEDES ML 320 | 3 | 2 | 5 | | 4 | 14 | 112 |
| MERCEDES 108D | | | | | | | 1 |
| MERCEDES 208 D | | | | | | | 1 |
| MERCEDES 210D | | | | | | | 1 |
| MERCEDES 214 | | | | | | | 1 |
| MERCEDES 113 | | | | | | | 1 |
| MERCEDES CLK 430 | | | | | | | 2 |
| MERCEDES ML230 | 3 | 2 | 13 | 2 | 5 | 25 | 214 |
| MERCEDES G500 | | | | | | | 1 |
| MERCEDES A170 | 31 | 43 | 56 | 8 | 26 | 164 | 887 |
| MERCEDES S430 | 1 | | | | | 1 | 18 |
| MERCEDES C250D | | | | | | | 2 |
| MERCEDES V220 CDI | 3 | 3 | 3 | 3 | 1 | 13 | 78 |
| MERCEDES 112CDI | | | | | | | 11 |
| MERCEDES 110 CDI | 1 | | | | | 1 | 25 |
| MERCEDES 108 CDI | 1 | 1 | 1 | | 2 | 5 | 20 |
| MERCEDES V200CDI | | | | | | | 9 |
| MERCEDES ML 430 | | | | | | | 8 |
| MERCEDES A 190 | | 1 | | | 1 | 2 | 15 |
| MERCEDES E 270 | 5 | 11 | 11 | 1 | 1 | 29 | 165 |
| MERCEDES CLK55 | | | | | | | 1 |
| MERCEDES 310D | | | | | | | 2 |
| MERCEDES ML270 | 8 | 9 | 8 | 6 | 7 | 38 | 332 |
| MERCEDES ML55 | | | | | | | 6 |
| MERCEDES SLK 320 | | | 1 | | | 1 | 5 |
| MERCEDES 213CDI | | | | | | | 3 |
| MERCEDES 211CDI | | | | | | | 5 |
| MERCEDES 313CDI | | 1 | | | | 1 | 1 |

**TABLEAU 1. - REPARTITION DES VOITURES D'OCCASION, MISES EN CIRCULATION
PAR REGION ET PROVINCE, ET SELON LE PAYS DE PROVENANCE
ET LA MARQUE - ANNEE 2001**

| PAYS DE PROVENANCE ET MARQUES | REGION BRUXEL- LOISE | REGION FLAMANDE | | | | | TOTAL |
|----------------------------------|----------------------------|-----------------|--------------------|----------|--------------------------|-----------------------------|--------|
| | | ANVERS | BRABANT FLAMAND | LIMBOURG | FLANDRE ORIE- TALE | FLANDRE OCCIDEN- TALE | |
| MERCEDES 311CDI | | | | | 1 | | 1 |
| MERCEDES E220 CDI | 16 | 126 | 47 | 77 | 70 | 80 | 400 |
| MERCEDES C320 | 5 | 2 | 1 | 5 | | 1 | 9 |
| MERCEDES C220 CDI | 69 | 115 | 113 | 99 | 125 | 195 | 647 |
| MERCEDES C200 KOMP | 9 | 8 | 17 | 9 | 12 | 7 | 53 |
| MERCEDES CLK200 KOMP | 9 | 22 | 13 | 15 | 9 | 5 | 64 |
| MERCEDES CLK230 KOMP | 4 | 6 | 5 | 2 | 1 | 1 | 15 |
| MERCEDES E55AMG4-MAT | 2 | | | | | | |
| MERCEDES C200 CDI | 12 | 33 | 30 | 31 | 24 | 77 | 195 |
| MERCEDES E200 KOMP | | 1 | 1 | | | | 2 |
| MERCEDES S400 CDI | 1 | | 4 | 1 | 1 | 1 | 7 |
| MERCEDES C270CDI | 6 | 2 | 3 | | 3 | 3 | 11 |
| MERCEDES A170CDI | 12 | 1 | 10 | | 4 | 4 | 19 |
| MERCEDES G400CDI | | | 1 | | 1 | 1 | 3 |
| MERCEDES F250D | | 1 | | | | | 1 |
| MERCEDES 1719AK | | | | 1 | | | 1 |
| MERCEDES 602KA | | | | | | | |
| MERCEDES ML 400 CDI | | | | 1 | | | 1 |
| MERCEDES 817 | | | 1 | | | | 1 |
| NEOPLAN | | | | | | | |
| NECKAR | | 1 | | | | | 1 |
| NSU | | 1 | | | | | 1 |
| NSU PRINZ 4 | | 1 | | | 2 | 1 | 4 |
| NSU 1000 | | 1 | | | | 1 | 2 |
| NSU RO 80 | | 1 | | | | | 1 |
| OPEL | 1 | 2 | 1 | | | 1 | 4 |
| OPEL REKORD 1900 | 2 | 22 | 1 | 8 | 8 | 7 | 46 |
| OPEL REKORD 20 | 3 | 3 | 1 | 2 | 1 | 1 | 8 |
| OPEL CORSA | 1 653 | 2 879 | 1 705 | 1 887 | 2 468 | 2 097 | 11 036 |
| OPEL REKORD 1500 | | 1 | | | 1 | | 2 |
| OPEL REKORD 2600 | | | | | | | |
| OPEL KAPITAN | | 1 | | 2 | | | 3 |
| OPEL KADETT 1000 | 1 244 | 2 247 | 960 | 1 162 | 1 678 | 1 583 | 7 630 |
| OPEL ADMIRAL | 1 | 1 | | | 3 | | 4 |
| OPEL REKORD 17 | 1 | 3 | 1 | 1 | 5 | 2 | 12 |
| OPEL DIPLOMAT | | | | | 1 | | 1 |
| OPEL COMMODORE 25 | | 1 | 1 | | | 2 | 4 |
| OPEL KADETT 1900 | | | 1 | | 2 | | 3 |
| OPEL COMMODORE | 1 | | | | | 2 | 2 |
| OPEL ADMIRAL HL | | | | | | | |
| OPEL GT 1900 | 1 | 4 | 5 | 4 | 3 | 2 | 18 |
| OPEL GT 1100 | | | 1 | | | | 2 |
| OPEL MANTA 12 N | 3 | 31 | 20 | 34 | 20 | 25 | 130 |
| OPEL MANTA 19 N | | 1 | 5 | 4 | 1 | 5 | 16 |
| OPEL ASCONA 1600 | 103 | 316 | 118 | 154 | 182 | 208 | 978 |
| OPEL KADETT 1200 N/S | 2 | 38 | 18 | 18 | 27 | 23 | 124 |
| OPEL REKORD 21 | 1 | 4 | 3 | 1 | 3 | | 11 |
| OPEL MONZA | | 1 | 2 | | 1 | 1 | 5 |
| OPEL SENATOR | 8 | 49 | 14 | 24 | 16 | 18 | 121 |
| OPEL REKORD | 14 | 43 | 22 | 6 | 22 | 19 | 112 |
| OPEL OMEGA | 362 | 795 | 290 | 383 | 464 | 300 | 2 232 |
| OPEL ASTRA | 1 519 | 3 162 | 1 847 | 1 838 | 2 774 | 2 681 | 12 302 |
| OPEL VECTRA | 999 | 1 811 | 793 | 1 077 | 1 211 | 1 038 | 5 930 |
| OPEL CALIBRA | 93 | 163 | 70 | 152 | 109 | 75 | 569 |
| OPEL OMEGA LOTUS | | | | | | 1 | 1 |
| OPEL FRONTERA | 60 | 143 | 80 | 99 | 137 | 74 | 533 |
| OPEL MONTEREY | 2 | 2 | 1 | 1 | 2 | 1 | 7 |
| OPEL COMBO | 7 | 4 | 2 | | 7 | | 13 |
| OPEL TIGRA | 52 | 128 | 86 | 110 | 130 | 94 | 548 |
| OPEL SINTRA | 30 | 47 | 34 | 35 | 40 | 32 | 188 |
| OPEL ZAFIRA | 95 | 253 | 145 | 105 | 197 | 228 | 928 |
| OPEL GT | | 2 | | 1 | | 3 | 6 |
| OPEL AGILA | 6 | 39 | 22 | 13 | 34 | 28 | 136 |
| PORSCHE | | | | | 1 | | 1 |
| PORSCHE | 7 | 7 | 4 | 2 | 2 | 5 | 20 |
| PORSCHE 1600 | 6 | 5 | 5 | 1 | 2 | 2 | 15 |
| PORSCHE 2000 | | 1 | | | | 2 | 3 |
| PORSCHE 911 | 182 | 286 | 163 | 153 | 176 | 173 | 951 |
| PORSCHE 930 | 2 | 1 | 1 | 1 | 3 | 6 | 12 |
| PORSCHE 924 T | 9 | 19 | 17 | 11 | 17 | 16 | 80 |
| PORSCHE 911 SC | | | 1 | | 1 | | 2 |
| PORSCHE 928 | 7 | 5 | 9 | 7 | 11 | 3 | 35 |
| PORSCHE 944 | 19 | 54 | 48 | 31 | 35 | 29 | 197 |
| PORSCHE 914 | | 2 | | 1 | | 1 | 4 |
| PORSCHE 912 | 3 | 5 | 4 | 1 | 3 | 1 | 14 |

**TABLEAU 1. - REPARTITION DES VOITURES D'OCCASION, MISES EN CIRCULATION
PAR REGION ET PROVINCE, ET SELON LE PAYS DE PROVENANCE
ET LA MARQUE - ANNEE 2001**

| PAYS DE PROVENANCE ET MARQUES | REGION WALLONNE | | | | | | LE ROYAUME |
|----------------------------------|-------------------|---------|-------|-----------------|-------|-------|---------------|
| | BRABANT WALLON | HAINAUT | LIEGE | LUXEM- BOURG | NAMUR | TOTAL | |
| MERCEDES 311CDI | | | | | | | 1 |
| MERCEDES E220 CDI | 6 | 41 | 12 | 6 | 7 | 72 | 488 |
| MERCEDES C320 | 2 | | 1 | | | 3 | 17 |
| MERCEDES C220 CDI | 16 | 42 | 39 | 4 | 14 | 115 | 831 |
| MERCEDES C200 KOMP | 1 | 2 | 4 | 1 | | 8 | 70 |
| MERCEDES CLK200 KOMP | 2 | 7 | 3 | 1 | 1 | 14 | 87 |
| MERCEDES CLK230 KOMP | 1 | 4 | 1 | | | 6 | 25 |
| MERCEDES E55AMG4-MAT | | | | | | | 2 |
| MERCEDES C200 CDI | | 9 | 8 | 1 | 2 | 20 | 227 |
| MERCEDES E200 KOMP | | 1 | 1 | | | 1 | 3 |
| MERCEDES S400 CDI | | 3 | 1 | | | 4 | 12 |
| MERCEDES C270CDI | | | 1 | | | 1 | 18 |
| MERCEDES A170CDI | 5 | 1 | 1 | 1 | 2 | 10 | 41 |
| MERCEDES G400CDI | | | | | | | 3 |
| MERCEDES F250D | | | | | | | 1 |
| MERCEDES 1719AK | | | | | | | 1 |
| MERCEDES 602KA | | | 1 | | | 1 | 1 |
| MERCEDES ML 400 CDI | | | | | | | 1 |
| MERCEDES 817 | | | | | | | 1 |
| NEOPLAN | 1 | | | | | 1 | 1 |
| NECKAR | | | | | | | 1 |
| NSU | | 1 | | | | 1 | 2 |
| NSU PRINZ 4 | | 2 | 1 | | | 3 | 7 |
| NSU 1000 | | | | | 1 | 1 | 3 |
| NSU RO 80 | | | | | 1 | 1 | 2 |
| OPEL | | 25 | 2 | | | 27 | 32 |
| OPEL REKORD 1900 | | 2 | 3 | 2 | 1 | 8 | 56 |
| OPEL REKORD 20 | 1 | 2 | | | | 3 | 14 |
| OPEL CORSA | 846 | 3 757 | 3 000 | 725 | 1 294 | 9 623 | 22 312 |
| OPEL REKORD 1500 | | | | 1 | | 1 | 3 |
| OPEL REKORD 2600 | | | 1 | | | 1 | 1 |
| OPEL KAPITAN | | | | | | | 3 |
| OPEL KADETT 1000 | 316 | 2 155 | 1 351 | 283 | 535 | 4 641 | 13 515 |
| OPEL ADMIRAL | | 1 | 3 | | | 4 | 9 |
| OPEL REKORD 17 | | 2 | | | | 2 | 15 |
| OPEL DIPLOMAT | | | | | | | 1 |
| OPEL COMMODORE 25 | | 1 | 1 | | | 2 | 6 |
| OPEL KADETT 1900 | | | | | | | 3 |
| OPEL COMMODORE | | 1 | | | | 1 | 4 |
| OPEL ADMIRAL HL | | | 3 | | | 3 | 3 |
| OPEL GT 1900 | | 4 | 1 | 1 | 2 | 8 | 27 |
| OPEL GT 1100 | | | | | 1 | 1 | 3 |
| OPEL MANTA 12 N | 5 | 15 | 18 | 5 | 6 | 49 | 182 |
| OPEL MANTA 19 N | | | 3 | 1 | | 4 | 20 |
| OPEL ASCONA 1600 | 17 | 192 | 109 | 25 | 40 | 383 | 1 464 |
| OPEL KADETT 1200 N/S | 2 | 29 | 12 | 2 | 7 | 52 | 178 |
| OPEL REKORD 21 | | | 2 | | | 2 | 14 |
| OPEL MONZA | | 2 | 2 | 1 | | 5 | 10 |
| OPEL SENATOR | 2 | 13 | 4 | 2 | 3 | 24 | 153 |
| OPEL REKORD | | 13 | 14 | 2 | 4 | 33 | 159 |
| OPEL OMEGA | 84 | 371 | 241 | 71 | 98 | 865 | 3 459 |
| OPEL ASTRA | 663 | 2 831 | 1 869 | 622 | 1 007 | 6 992 | 20 813 |
| OPEL VECTRA | 240 | 1 468 | 830 | 295 | 423 | 3 256 | 10 185 |
| OPEL CALIBRA | 21 | 149 | 112 | 37 | 28 | 347 | 1 009 |
| OPEL OMEGA LOTUS | | | | | | | 1 |
| OPEL FRONTERA | 23 | 118 | 48 | 31 | 22 | 242 | 835 |
| OPEL MONTEREY | | 1 | 1 | | 1 | 2 | 11 |
| OPEL COMBO | 1 | 9 | 1 | | | 11 | 31 |
| OPEL TIGRA | 21 | 116 | 85 | 27 | 32 | 281 | 881 |
| OPEL SINTRA | 13 | 27 | 23 | 7 | 13 | 83 | 301 |
| OPEL ZAFIRA | 62 | 140 | 69 | 25 | 70 | 366 | 1 389 |
| OPEL GT | | 1 | | | | 1 | 7 |
| OPEL AGILA | 12 | 27 | 27 | 8 | 11 | 85 | 227 |
| PORSCHE | | 2 | | | | 2 | 3 |
| PORSCHE | 2 | 2 | 4 | | | 8 | 35 |
| PORSCHE 1600 | | 3 | 6 | 2 | 1 | 12 | 33 |
| PORSCHE 2000 | | | | | 1 | 1 | 4 |
| PORSCHE 911 | 93 | 106 | 144 | 16 | 57 | 416 | 1 549 |
| PORSCHE 930 | 1 | 3 | 3 | | | 7 | 21 |
| PORSCHE 924 T | 10 | 18 | 22 | 3 | 12 | 65 | 154 |
| PORSCHE 911 SC | | | | | | | 2 |
| PORSCHE 928 | 4 | 3 | 3 | | 2 | 12 | 54 |
| PORSCHE 944 | 14 | 41 | 34 | 6 | 11 | 106 | 322 |
| PORSCHE 914 | | | 1 | | 1 | 2 | 6 |
| PORSCHE 912 | 2 | 1 | 1 | | | 4 | 21 |

TABLEAU 1. - REPARTITION DES VOITURES D'OCCASION, MISES EN CIRCULATION PAR REGION ET PROVINCE, ET SELON LE PAYS DE PROVENANCE ET LA MARQUE - ANNEE 2001

| PAYS DE PROVENANCE ET MARQUES | REGION BRUXEL- LOISE | REGION FLAMANDE | | | | | TOTAL |
|----------------------------------|----------------------------|-----------------|--------------------|----------|--------------------------|-----------------------------|---------|
| | | ANVERS | BRABANT FLAMAND | LIMBOURG | FLANDRE ORIE- TALE | FLANDRE OCCIDEN- TALE | |
| PORSCHE 958 | 10 | 8 | 5 | 2 | 10 | 3 | 28 |
| PORSCHE 912 E | | 1 | | | 1 | | 2 |
| PORSCHE CARRERA | 1 | 5 | 2 | | 1 | 3 | 11 |
| PORSCHE BOXSTER | 39 | 62 | 27 | 48 | 46 | 35 | 218 |
| PORSCHE 993 | 2 | | 1 | | 1 | | 2 |
| PORSCHE 911 TURBO | | | 1 | | | | 1 |
| PORSCHE TARGA | | | | | 1 | | 1 |
| PORSCHE 911-GT3 | | 1 | 1 | | 1 | | 3 |
| SETRA | 1 | | | | | | |
| WEB SMART | | | | | | | |
| WEB SMART | 104 | 63 | 70 | 38 | 58 | 71 | 300 |
| TRABANT | | 2 | 2 | 1 | 2 | 2 | 9 |
| TRABANT P5C | | | | | | 3 | 3 |
| TRABANT P7C | | | | | | 2 | 6 |
| TRABANT 601 | | 3 | | | 1 | | 2 |
| TRABANT 11U | | 2 | | | | | 2 |
| VOLKSWAGEN | 333 | 292 | 132 | 107 | 138 | 116 | 785 |
| VOLKSWAGEN 1200 | 12 | 49 | 36 | 37 | 46 | 48 | 216 |
| VOLKSWAGEN KG 1200 | | | | | 1 | | 1 |
| VOLKSWAGEN 1300 | 18 | 72 | 47 | 24 | 64 | 58 | 265 |
| VOLKSWAGEN 1500 | 2 | 7 | 2 | | 4 | 3 | 16 |
| VOLKSWAGEN KG 1500 | 2 | 2 | 2 | | 4 | 1 | 9 |
| VOLKSWAGEN VARIANT | | | | 1 | | | 1 |
| VOLKSWAGEN APAL | | | | | 1 | | 1 |
| VOLKSWAGEN KG 1300 | 2 | 1 | 1 | | | 1 | 3 |
| VOLKSWAGEN 1600 | 1 | 13 | 3 | 2 | 10 | 4 | 32 |
| VOLKSWAGEN KG 1600 | | | 3 | | 3 | 1 | 7 |
| VOLKSWAGEN POLO | 2 616 | 2 106 | 1 746 | 861 | 1 582 | 1 267 | 7 562 |
| VOLKSWAGEN 1303 | 3 | 33 | 14 | 10 | 11 | 15 | 83 |
| VOLKSWAGEN 1302 S | 11 | 35 | 15 | 16 | 24 | 18 | 108 |
| VOLKSWAGEN K 70 | | | 1 | | 1 | 2 | 4 |
| VOLKSWAGEN PASSAT | 1 632 | 1 907 | 1 115 | 834 | 1 249 | 1 101 | 6 206 |
| VOLKSWAGEN GOLF | 6 257 | 8 077 | 4 659 | 4 024 | 7 042 | 5 703 | 29 505 |
| VW SCIROCCO | 15 | 23 | 19 | 3 | 7 | 12 | 64 |
| VOLKSWAGEN DERBY | 1 | 6 | | 1 | 2 | 3 | 12 |
| VOLKSWAGEN ILTIS | | 3 | 1 | 2 | 2 | 4 | 12 |
| VOLKSWAGEN JETTA | 954 | 645 | 299 | 246 | 383 | 314 | 1 887 |
| VOLKSWAGEN RABBIT | | 2 | | | | | 2 |
| VW SANTANA | 10 | 18 | 10 | | 5 | 7 | 45 |
| VW CORRADO | 68 | 115 | 76 | 56 | 99 | 70 | 416 |
| VOLKSWAGEN VENTO | 532 | 395 | 213 | 206 | 278 | 203 | 1 295 |
| VOLKSWAGEN KEVER | | 5 | 5 | 7 | 4 | 2 | 23 |
| VOLKSWAGEN SHARAN | 330 | 267 | 227 | 111 | 198 | 188 | 991 |
| VOLKSWAGEN SCIROCCO | | 1 | | 1 | 1 | | 3 |
| VOLKSWAGEN CADDY | 30 | 19 | 12 | 12 | 25 | 13 | 81 |
| VOLKSWAGEN 181 | | | | | | | |
| VOLKSWAGEN 166 | 1 | | | | | | |
| VOLKSWAGEN 113 | | | | | | 2 | 2 |
| VOLKSWAGEN TRANSPORT | 1 | 3 | 1 | | | 1 | 5 |
| VOLKSWAGEN LUPO | 60 | 66 | 49 | 34 | 58 | 44 | 251 |
| VOLKSWAGEN LT | | | | | | | |
| VOLKSWAGEN T4 | 98 | 17 | 11 | 7 | 15 | 7 | 57 |
| VOLKSWAGEN NEWBEETLE | 33 | 53 | 37 | 41 | 44 | 58 | 233 |
| VOLKSWAGEN BEETLE | 2 | 1 | 4 | 1 | 1 | | 7 |
| VOLKSWAGEN BORA | 63 | 81 | 85 | 44 | 93 | 104 | 407 |
| VOLKSWAGEN 255 | | | | | | | |
| VOLKSWAGEN CARAVELLE | 2 | | | | | | |
| VOLKSWAGEN 281 | | | | | | | |
| VOLKSWAGEN LT35 | | 1 | 1 | 1 | | | 3 |
| VOLKSWAGEN 2 DXAN J | | | 1 | | | | 1 |
| VOLKSWAGEN 70X02A | | 1 | | | | | 1 |
| VOLKSWAGEN 70X0B | | | | | | | |
| VOLKSWAGEN 251 | | | | | | | |
| VOLKSWAGEN 253KY | | | | | | | |
| VOLKSWAGEN 253-609 | | | | | | | |
| VOLKSWAGEN 23-517 | | | | 1 | | | 1 |
| VOLKSWAGEN 41FS/XR | 1 | | | | | | |
| VOLKSWAGEN HYCAR | | | | | | | |
| VW PORSCHE 914 | 4 | 6 | 3 | 1 | | 5 | 15 |
| WARTBURG 312 | | | | | | | |
| WARTBURG 353 | 1 | | 1 | 1 | 2 | | 4 |
| WARTBURG TOURIST | 1 | 1 | | 1 | | | 2 |
| WARTBURG LIMOUSINE | | | | | 1 | | 1 |
| ZWICKAU P70 | | | | | | 1 | 1 |
| AUTRES | 1 | 1 | | | | | 1 |
| TOTAL | 37 499 | 51 767 | 29 170 | 31 013 | 40 312 | 35 104 | 187 366 |

**TABLEAU 1. - REPARTITION DES VOITURES D'OCCASION, MISES EN CIRCULATION
PAR REGION ET PROVINCE, ET SELON LE PAYS DE PROVENANCE
ET LA MARQUE - ANNEE 2001**

| PAYS DE PROVENANCE ET MARQUES | REGION WALLONNE | | | | | | LE ROYAUME |
|----------------------------------|-------------------|---------|--------|-----------------|--------|---------|---------------|
| | BRABANT WALLON | HAINAUT | LIEGE | LUXEM- BOURG | NAMUR | TOTAL | |
| PORSCHE 968 | 2 | 5 | 3 | 2 | 4 | 16 | 54 |
| PORSCHE 912 E | | 1 | | | | 1 | 3 |
| PORSCHE CARRERA | 1 | 1 | 1 | | | 3 | 15 |
| PORSCHE BOXSTER | 13 | 17 | 18 | 1 | 10 | 59 | 316 |
| PORSCHE 993 | 1 | | | | | 1 | 5 |
| PORSCHE 911 TURBO | | | | | | | 1 |
| PORSCHE TARGA | | | | | | | 1 |
| PORSCHE 911-GT3 | 1 | 1 | | | | 2 | 5 |
| SETRA | | | | | | | 1 |
| WEB SMART | | 2 | | | | 2 | 2 |
| WEB SMART | 16 | 19 | 48 | 5 | 11 | 99 | 503 |
| TRABANT | | | | | | | 9 |
| TRABANT P5C | | 1 | | | | 1 | 1 |
| TRABANT P7C | | | | | | | 3 |
| TRABANT 601 | | | 1 | | | 1 | 7 |
| TRABANT 11U | | | | | | | 2 |
| VOLKSWAGEN | 48 | 258 | 114 | 20 | 48 | 488 | 1 606 |
| VOLKSWAGEN 1200 | 26 | 53 | 25 | 7 | 19 | 130 | 358 |
| VOLKSWAGEN KG 1200 | | | | | | | 1 |
| VOLKSWAGEN 1300 | 14 | 43 | 22 | 7 | 15 | 101 | 384 |
| VOLKSWAGEN 1500 | 1 | 4 | 4 | | 2 | 11 | 29 |
| VOLKSWAGEN KG 1500 | 2 | | 2 | | 1 | 5 | 16 |
| VOLKSWAGEN VARIANT | | | 2 | | | 2 | 3 |
| VOLKSWAGEN APAL | | | | | | | 1 |
| VOLKSWAGEN KG 1300 | | | | | | | 5 |
| VOLKSWAGEN 1600 | 5 | 6 | 1 | 1 | 2 | 15 | 48 |
| VOLKSWAGEN KG 1600 | | 2 | 5 | | 1 | 8 | 15 |
| VOLKSWAGEN POLO | 1 124 | 2 749 | 2 125 | 588 | 1 243 | 7 829 | 18 007 |
| VOLKSWAGEN 1303 | 2 | 13 | 11 | | 9 | 35 | 121 |
| VOLKSWAGEN 1302 S | 5 | 15 | 12 | 1 | 5 | 38 | 157 |
| VOLKSWAGEN K 70 | | 1 | | | | 1 | 5 |
| VOLKSWAGEN PASSAT | 343 | 1 920 | 982 | 289 | 621 | 4 155 | 11 993 |
| VOLKSWAGEN GOLF | 1 845 | 6 288 | 4 423 | 1 202 | 2 183 | 15 941 | 51 703 |
| VW SCIROCCO | 11 | 21 | 14 | 6 | 7 | 59 | 138 |
| VOLKSWAGEN DERBY | | 5 | | | 2 | 7 | 20 |
| VOLKSWAGEN ILTIS | 4 | 2 | | 1 | 4 | 11 | 23 |
| VOLKSWAGEN JETTA | 138 | 943 | 495 | 90 | 268 | 1 934 | 4 775 |
| VOLKSWAGEN RABBIT | | | | | | | 2 |
| VW SANTANA | 1 | 14 | 4 | 1 | 5 | 28 | 80 |
| VW CORRADO | 29 | 136 | 106 | 38 | 55 | 364 | 848 |
| VOLKSWAGEN VENTO | 59 | 610 | 273 | 91 | 236 | 1 269 | 3 096 |
| VOLKSWAGEN KEVER | | | | | | | 23 |
| VOLKSWAGEN SHARAN | 90 | 243 | 153 | 61 | 92 | 639 | 1 950 |
| VOLKSWAGEN SCIROCCO | | | 1 | | | 1 | 4 |
| VOLKSWAGEN CADDY | 13 | 23 | 15 | 8 | 8 | 67 | 178 |
| VOLKSWAGEN 181 | | 1 | 1 | | | 2 | 2 |
| VOLKSWAGEN 186 | | | | | | | 1 |
| VOLKSWAGEN 113 | | | | | | | 2 |
| VOLKSWAGEN TRANSPORT | 1 | 2 | 1 | 1 | 1 | 6 | 12 |
| VOLKSWAGEN LUPO | 20 | 76 | 77 | 11 | 36 | 220 | 531 |
| VOLKSWAGEN LT | | | 1 | | | 1 | 1 |
| VOLKSWAGEN T4 | 4 | 8 | 7 | 1 | 6 | 26 | 181 |
| VOLKSWAGEN NEWBEETLE | 15 | 26 | 24 | 14 | 17 | 96 | 362 |
| VOLKSWAGEN BEETLE | | 1 | | | | 1 | 10 |
| VOLKSWAGEN BORA | 20 | 104 | 83 | 28 | 65 | 300 | 770 |
| VOLKSWAGEN 255 | | | | 1 | | 1 | 1 |
| VOLKSWAGEN CARAVELLE | | | 1 | | | 1 | 3 |
| VOLKSWAGEN 281 | | | 1 | | | 1 | 1 |
| VOLKSWAGEN LT35 | | | | | | | 3 |
| VOLKSWAGEN 2 DXAN J | | | | | | | 1 |
| VOLKSWAGEN 70X02A | | | | | | | 1 |
| VOLKSWAGEN 70X0B | | | 2 | | | 2 | 2 |
| VOLKSWAGEN 251 | | | 2 | | | 2 | 2 |
| VOLKSWAGEN 253KY | | | | 1 | | 1 | 1 |
| VOLKSWAGEN 253-609 | | | 1 | | | 1 | 1 |
| VOLKSWAGEN 23-517 | | | | | | | 1 |
| VOLKSWAGEN 41FS/XR | | | | | | | 1 |
| VOLKSWAGEN HYCAR | 1 | | | | | 1 | 1 |
| VW PORSCHE 914 | 4 | 3 | 3 | | 2 | 12 | 31 |
| WARTBURG 312 | | | | | | 1 | 1 |
| WARTBURG 353 | | 1 | | | 3 | 4 | 9 |
| WARTBURG TOURIST | | | 1 | | | 1 | 4 |
| WARTBURG LIMOUSINE | 1 | | | | | 1 | 2 |
| ZWICKAU P70 | | | | | | | 1 |
| AUTRES | | | | | | | 2 |
| TOTAL | 10 570 | 44 052 | 31 828 | 7 864 | 14 068 | 108 382 | 333 247 |

**TABLEAU 1. - REPARTITION DES VOITURES D'OCCASION, MISES EN CIRCULATION
PAR REGION ET PROVINCE, ET SELON LE PAYS DE PROVENANCE
ET LA MARQUE - ANNEE 2001**

| PAYS DE PROVENANCE ET MARQUES | REGION BRUXEL- LOISE | REGION FLAMANDE | | | | | TOTAL |
|----------------------------------|----------------------------|-----------------|--------------------|----------|----------------------|------------------------|-------|
| | | ANVERS | BRABANT FLAMAND | LIMBOURG | FLANDRE ORIENTALE | FLANDRE OCCIDENTALE | |
| AUSTRALIE | | | | | | | |
| VOLKSWAGEN T4 | 1 | 1 | | | | | 1 |
| TOTAL | 1 | 1 | | | | | 1 |
| AUTRICHE | | | | | | | |
| STEYR | | 1 | | | | | 1 |
| TOTAL | | 1 | | | | | 1 |
| BELGIQUE | | | | | | | |
| APAL | | | | | | | |
| APAL MUSCHANG | | | | | | | |
| APAL L | 1 | 2 | 1 | 3 | 3 | 1 | 10 |
| APAL C | | | | 1 | | | 1 |
| APAL JET | | 3 | | 1 | | 1 | 5 |
| APAL SPEEDSTER | 1 | | | | | | |
| GM RANGER 25 | | | 1 | | | | 1 |
| MINERVA | 1 | 9 | 7 | 3 | 1 | 3 | 23 |
| RITTER | | 1 | | 1 | 3 | 1 | 6 |
| RITTER RL | | | 1 | | | | 1 |
| VANCLÉE | | | | | | 1 | 1 |
| VANCLÉE BK | | 1 | | 1 | 3 | 4 | 9 |
| VANHOOL | 1 | 2 | | 1 | 1 | | 4 |
| VF 1500 | | | | 1 | | | 1 |
| VF 1700 | | | 1 | | | | 1 |
| AUTRES | 1 | | | | | | |
| TOTAL | 5 | 18 | 11 | 12 | 11 | 11 | 63 |
| ESPAGNE | | | | | | | |
| PEGASO | | 1 | | | | | 1 |
| SEAT | | | | | | | |
| SEAT 600 | 1 | 1 | 1 | | 2 | | 4 |
| SEAT 850 | | | | | 1 | | 1 |
| SEAT 124 | | | | | | | |
| SEAT 127 | | | 1 | | | | 1 |
| SEAT RONDA | | 1 | 1 | | 3 | 5 | 10 |
| SEAT FURA | 1 | 1 | 1 | | 1 | 1 | 4 |
| SEAT IBIZA | 543 | 988 | 551 | 338 | 730 | 507 | 3 114 |
| SEAT MALAGA | 13 | 14 | 8 | 8 | 8 | 14 | 52 |
| SEAT MARBELLA | 54 | 47 | 31 | 41 | 35 | 42 | 196 |
| SEATERRA | | 7 | 2 | | 2 | 4 | 15 |
| SEAT TOLEDO | 177 | 288 | 133 | 81 | 193 | 155 | 850 |
| SEAT CORDOBA | 88 | 194 | 104 | 50 | 172 | 105 | 626 |
| SEAT INCA | 3 | 6 | 3 | 1 | 5 | 1 | 16 |
| SEAT ALHAMBRA | 69 | 160 | 74 | 37 | 92 | 71 | 434 |
| SEAT AROSA | 13 | 40 | 23 | 6 | 26 | 18 | 113 |
| SEAT LEON | 21 | 37 | 31 | 13 | 27 | 23 | 131 |
| TOTAL | 983 | 1 785 | 964 | 575 | 1 297 | 947 | 5 568 |
| FRANCE | | | | | | | |
| ACL RODEO | 1 | | | | | | |
| ALPINE A110 | | 1 | 2 | | 2 | 1 | 6 |
| ALPINE 1600 CC | | | | | | | |
| ALPINE A 310 | 1 | 3 | 1 | 1 | 2 | 2 | 9 |
| ALPINE V 6 GT | | 5 | 1 | 5 | 4 | 2 | 17 |
| ALPINE RENAULT A610 | 1 | 1 | | 1 | 1 | | 3 |
| BERLIET | | 1 | | | | | 1 |
| MATRA BAGHEERA | | 2 | 1 | 1 | 1 | | 5 |
| TALBOT MATRA RANCHO | 1 | 1 | | | | 1 | 2 |
| TALBOT MATRA MURENA | 2 | 4 | 1 | 2 | 3 | 4 | 14 |
| MATRA RENAULT ESP | 407 | 411 | 212 | 169 | 233 | 218 | 1 243 |
| CITROEN | 24 | 58 | 30 | 42 | 39 | 37 | 206 |
| CITROEN 11CV | | | 1 | | | 2 | 3 |

**TABLEAU 1. - REPARTITION DES VOITURES D'OCCASION, MISES EN CIRCULATION
PAR REGION ET PROVINCE, ET SELON LE PAYS DE PROVENANCE
ET LA MARQUE - ANNEE 2001**

| PAYS DE PROVENANCE ET MARQUES | REGION WALLONNE | | | | | | LE ROYAUME |
|----------------------------------|-------------------|---------|-------|-----------------|-------|-------|---------------|
| | BRABANT WALLON | HAINAUT | LIEGE | LUXEM- BOURG | NAMUR | TOTAL | |
| AUSTRALIE | | | | | | | |
| VOLKSWAGEN T4 | | | 1 | | | 1 | 3 |
| TOTAL | | | 1 | | | 1 | 3 |
| AUTRICHE | | | | | | | |
| STEYR | | | | | | | 1 |
| TOTAL | | | | | | | 1 |
| BELGIQUE | | | | | | | |
| APAL | | 1 | | | | 1 | 1 |
| APAL MUSCHANG | 1 | | | | | 1 | 1 |
| APAL L | 2 | 5 | 1 | | | 8 | 19 |
| APAL C | | 2 | 2 | 1 | 1 | 6 | 7 |
| APAL JET | 1 | | 1 | | 1 | 3 | 8 |
| APAL SPEEDSTER | 1 | | | | | 1 | 2 |
| GM RANGER 25 | | | | | | | 1 |
| MINERVA | 3 | 2 | 1 | 3 | 4 | 13 | 37 |
| RITTER | | 3 | 1 | 1 | | 5 | 11 |
| RITTER RL | | | 1 | 1 | 1 | 3 | 4 |
| VANCLÉE | | | | | | | 1 |
| VANCLÉE BK | | | | | | | 9 |
| VANHOOL | | 2 | | 1 | | 3 | 8 |
| VF 1500 | | | | | | | 1 |
| VF 1700 | | | | | | | 1 |
| AUTRES | 1 | | | | | 1 | 2 |
| TOTAL | 9 | 15 | 7 | 7 | 7 | 45 | 113 |
| ESPAGNE | | | | | | | |
| PEGASO | | | | | | | 1 |
| SEAT | | 11 | | | | 11 | 11 |
| SEAT 600 | 1 | 1 | | | | 2 | 7 |
| SEAT 850 | | 1 | | | 1 | 2 | 3 |
| SEAT 124 | | 1 | | | | 1 | 1 |
| SEAT 127 | | | | | | | 1 |
| SEAT RONDA | | 1 | | | | 1 | 1 |
| SEAT FURA | | 5 | 1 | 1 | | 7 | 12 |
| SEAT IBIZA | 204 | 987 | 836 | 247 | 353 | 2 627 | 6 284 |
| SEAT MALAGA | 2 | 25 | 9 | 1 | 6 | 43 | 108 |
| SEAT MARBELLA | 34 | 192 | 110 | 8 | 38 | 382 | 632 |
| SEATTERRA | 3 | 7 | 3 | 1 | 1 | 15 | 30 |
| SEAT TOLEDO | 52 | 295 | 209 | 78 | 107 | 741 | 1 768 |
| SEAT CORDOBA | 40 | 203 | 180 | 58 | 77 | 558 | 1 272 |
| SEAT INCA | 3 | 5 | 7 | 3 | 2 | 20 | 39 |
| SEAT ALHAMBRA | 33 | 96 | 96 | 37 | 37 | 299 | 802 |
| SEAT AROSA | 7 | 19 | 25 | 12 | 7 | 70 | 196 |
| SEAT LEON | 10 | 38 | 34 | 17 | 14 | 113 | 265 |
| TOTAL | 389 | 1 887 | 1 510 | 463 | 643 | 4 892 | 11 443 |
| FRANCE | | | | | | | |
| ACL RODEO | 1 | | 1 | | 1 | 3 | 4 |
| ALPINE A110 | | 2 | 6 | | 2 | 10 | 16 |
| ALPINE 1600 CC | | | 2 | 1 | | 3 | 3 |
| ALPINE A 310 | 2 | | 3 | | 3 | 8 | 18 |
| ALPINE V 6 GT | 1 | 2 | 3 | | 1 | 7 | 24 |
| ALPINE RENAULT A610 | | 1 | | | | 1 | 5 |
| BERLIET | | | | | | | 1 |
| MATRA BAGHEERA | | | | | | | 5 |
| TALBOT MATRA RANCHO | | 1 | | | | 1 | 4 |
| TALBOT MATRA MURENA | 3 | 4 | 3 | 1 | 1 | 12 | 28 |
| MATRA RENAULT ESP | 123 | 302 | 229 | 63 | 110 | 827 | 2 477 |
| CITROEN | 20 | 52 | 34 | 13 | 14 | 133 | 363 |
| CITROEN 11CV | | 1 | | | 1 | 2 | 5 |

**TABLEAU 1. - REPARTITION DES VOITURES D'OCCASION, MISES EN CIRCULATION
PAR REGION ET PROVINCE, ET SELON LE PAYS DE PROVENANCE
ET LA MARQUE - ANNEE 2001**

| PAYS DE PROVENANCE ET MARQUES | REGION BRUXEL- LOISE | REGION FLAMANDE | | | | | TOTAL |
|----------------------------------|----------------------------|-----------------|--------------------|----------|----------------------|------------------------|-------|
| | | ANVERS | BRABANT FLAMAND | LIMBOURG | FLANDRE ORIENTALE | FLANDRE OCCIDENTALE | |
| CITROEN 2CV | 65 | 146 | 64 | 67 | 96 | 94 | 467 |
| CITROEN ID 19 | 2 | 12 | 2 | 2 | 5 | 4 | 25 |
| CITROEN AMI 6 | | 3 | | | | | 3 |
| CITROEN DS 21 | 2 | 1 | 2 | 2 | 4 | 1 | 10 |
| CITROEN B21 | | | | | 1 | | 1 |
| CITROEN DYANE | 8 | 15 | 4 | 6 | 14 | 9 | 48 |
| CITROEN DS 20 | 3 | 1 | 1 | | | | 2 |
| CITROEN ID 20 | 4 | 2 | 1 | 1 | 3 | 1 | 8 |
| CITROEN AMI 8 | | 4 | 1 | | | 1 | 6 |
| CITROEN GSA | | 8 | 6 | 1 | 1 | 1 | 17 |
| CITROEN SM | 4 | 2 | | | | | 2 |
| CITROEN MEHARI | 2 | 4 | 10 | 1 | 7 | 4 | 26 |
| CITROEN C | 1 | 2 | | | | | 2 |
| CITROEN AMI SUPER | | | | | | | |
| CITROEN DS 23 | 1 | 2 | | | | | 2 |
| CITROEN B 23 | 1 | | | | | | |
| CITROEN CX 2000 | 16 | 40 | 16 | 12 | 27 | 14 | 109 |
| CITROEN CX PRES | | 1 | | | | 1 | 2 |
| CITROEN LN | 3 | 3 | 1 | 1 | 1 | 1 | 7 |
| CITROEN VISA | 27 | 52 | 29 | 37 | 43 | 78 | 239 |
| CITROEN BX | 579 | 819 | 443 | 520 | 580 | 503 | 2 865 |
| CITROEN AXEL | 2 | 1 | | | 1 | | 2 |
| CITROEN C 15 | 31 | 48 | 22 | 43 | 22 | 20 | 155 |
| CITROEN AX | 833 | 807 | 545 | 679 | 603 | 476 | 3 110 |
| CITROEN XM | 239 | 443 | 264 | 254 | 313 | 308 | 1 562 |
| CITROEN CX | | | | 1 | | | 1 |
| CITROEN ZX | 430 | 502 | 404 | 315 | 376 | 353 | 1 950 |
| CITROEN XANTIA | 586 | 743 | 486 | 460 | 552 | 512 | 2 753 |
| CITROEN EVASION | 132 | 151 | 137 | 77 | 106 | 109 | 580 |
| CITROEN JUMPY | 6 | 8 | 9 | 3 | 3 | 6 | 29 |
| CITROEN SAXO | 287 | 346 | 345 | 380 | 330 | 384 | 1 785 |
| CITROEN BERLINGO | 130 | 155 | 103 | 69 | 114 | 117 | 558 |
| CITROEN XSARA | 206 | 244 | 225 | 262 | 229 | 273 | 1 233 |
| CITROEN JUMPER | 5 | 1 | | 3 | 1 | 4 | 9 |
| CITROEN XSARAPICASSO | 69 | 58 | 74 | 41 | 48 | 52 | 273 |
| CITROEN C5 | 21 | 9 | 10 | 10 | 15 | 13 | 57 |
| CITROEN 280G901 | | | | | | | |
| CITROEN 231C72 | | | | | | | |
| DELAHAYE | | | | | | | |
| FACEL VEGA | 1 | | 1 | | | | 1 |
| FACEL III | | | | | | | |
| FORD | | 2 | 1 | | | | 3 |
| HOTCHKISS | | 1 | 2 | 4 | 2 | 1 | 10 |
| HOTCHKISS JP | | | 1 | | | | 1 |
| PANHARD | | 1 | | | | | 1 |
| PANHARD DYNA | | 1 | | | | | 1 |
| PANHARD 24 | | | | | | | |
| PANHARD LEVASSOR | 1 | | | | | | |
| PEUGEOT | 45 | 125 | 55 | 70 | 65 | 63 | 378 |
| PEUGEOT 202 | | | | | | | |
| PEUGOT 203 | | 1 | 1 | | 1 | | 3 |
| PEUGEOT 403 | | | | 1 | 1 | 1 | 3 |
| PEUGEOT 404 | 2 | 2 | 2 | 2 | 2 | 3 | 11 |
| PEUGEOT 305 | 15 | 34 | 16 | 5 | 30 | 36 | 121 |
| PEUGEOT 307 | 22 | 12 | 19 | 6 | 19 | 15 | 71 |
| PEUGEOT 204 | | 2 | 1 | 1 | 4 | 2 | 10 |
| PEUGEOT 504 | 4 | 6 | 7 | 2 | | 3 | 18 |
| PEUGEOT 304 | 2 | 3 | 2 | | 3 | 3 | 11 |
| PEUGEOT 104 | 3 | 1 | | | 5 | 3 | 9 |
| PEUGEOT 604 | | | | | | | |
| PEUGEOT 505 | 5 | 5 | | 2 | 8 | 7 | 22 |
| PEUGEOT 205 | 1 544 | 1 864 | 1 135 | 1 074 | 1 861 | 1 575 | 7 509 |
| PEUGEOT 309 | 401 | 378 | 217 | 239 | 390 | 295 | 1 519 |
| PEUGEOT 405 | 871 | 698 | 372 | 400 | 625 | 477 | 2 572 |
| PEUGEOT 605 | 142 | 147 | 66 | 95 | 117 | 110 | 535 |
| PEUGEOT 106 | 721 | 589 | 487 | 406 | 689 | 524 | 2 695 |
| PEUGEOT 306 | 770 | 838 | 698 | 660 | 1 130 | 886 | 4 212 |
| PEUGEOT 806 | 177 | 112 | 93 | 39 | 90 | 126 | 460 |
| PEUGEOT 406 | 372 | 387 | 342 | 285 | 497 | 417 | 1 928 |
| PEUGEOT EXPERT | 13 | 15 | 4 | 2 | 7 | 6 | 34 |
| PEUGEOT 206 | 537 | 411 | 410 | 205 | 485 | 375 | 1 886 |
| PEUGEOT PARTNER | 77 | 62 | 37 | 14 | 71 | 48 | 232 |
| PEUGEOT BOXER | 1 | | 1 | 1 | 2 | 1 | 5 |
| PEUGEOT 607 | 28 | 6 | 16 | 13 | 8 | 16 | 59 |
| PEUGEOT 290L | | | | | | | |

**TABLEAU 1. - REPARTITION DES VOITURES D'OCCASION, MISES EN CIRCULATION
PAR REGION ET PROVINCE, ET SELON LE PAYS DE PROVENANCE
ET LA MARQUE - ANNEE 2001**

| PAYS DE PROVENANCE ET MARQUES | REGION WALLONNE | | | | | | LE ROYAUME |
|----------------------------------|-------------------|---------|-------|-----------------|-------|-------|---------------|
| | BRABANT WALLON | HAINAUT | LIEGE | LUXEM- BOURG | NAMUR | TOTAL | |
| CITROEN 2CV | 42 | 96 | 80 | 20 | 27 | 265 | 797 |
| CITROEN ID 19 | 1 | 3 | 2 | | 1 | 7 | 34 |
| CITROEN AMI 6 | | | 1 | | | 1 | 4 |
| CITROEN DS 21 | 3 | 1 | | | 1 | 5 | 17 |
| CITROEN B21 | | | | | | | 1 |
| CITROEN DYANE | 6 | 16 | 11 | 8 | 5 | 46 | 102 |
| CITROEN DS 20 | 2 | | | | | 2 | 7 |
| CITROEN ID 20 | | 4 | 1 | | 1 | 6 | 18 |
| CITROEN AMI 8 | 1 | 1 | | 1 | 1 | 4 | 10 |
| CITROEN GSA | 1 | 5 | 2 | | | 8 | 25 |
| CITROEN SM | 3 | | | | | 3 | 9 |
| CITROEN MEHARI | 2 | 6 | 7 | | 1 | 16 | 44 |
| CITROEN C | | | | | | | 3 |
| CITROEN AMI SUPER | | | 1 | | | 1 | 1 |
| CITROEN DS 23 | 1 | | 1 | 1 | | 3 | 6 |
| CITROEN B 23 | | | | | | | 1 |
| CITROEN CX 2000 | 5 | 17 | 12 | 9 | 3 | 46 | 171 |
| CITROEN CX PRES | 1 | 1 | 1 | 1 | | 4 | 6 |
| CITROEN LN | | 5 | 5 | | | 10 | 20 |
| CITROEN VISA | 11 | 122 | 60 | 12 | 21 | 226 | 492 |
| CITROEN BX | 192 | 886 | 590 | 164 | 317 | 2 149 | 5 593 |
| CITROEN AXEL | | 6 | 3 | | | 9 | 13 |
| CITROEN C 15 | 9 | 52 | 27 | 10 | 16 | 114 | 300 |
| CITROEN AX | 282 | 1 274 | 1 156 | 292 | 485 | 3 489 | 7 432 |
| CITROEN XM | 73 | 306 | 205 | 88 | 91 | 763 | 2 584 |
| CITROEN CX | | | | | | | 1 |
| CITROEN ZX | 186 | 541 | 478 | 179 | 202 | 1 586 | 3 966 |
| CITROEN XANTIA | 194 | 679 | 617 | 194 | 290 | 1 974 | 5 313 |
| CITROEN EVASION | 45 | 127 | 85 | 26 | 72 | 355 | 1 067 |
| CITROEN JUMPY | 3 | 3 | 5 | 2 | 2 | 15 | 50 |
| CITROEN SAXO | 186 | 563 | 678 | 208 | 272 | 1 907 | 3 979 |
| CITROEN BERLINGO | 49 | 135 | 148 | 39 | 70 | 441 | 1 129 |
| CITROEN XSARA | 73 | 268 | 234 | 102 | 160 | 837 | 2 276 |
| CITROEN JUMPER | 1 | 2 | | 2 | 2 | 7 | 21 |
| CITROEN XSARAPICASSO | 21 | 40 | 49 | 19 | 28 | 157 | 499 |
| CITROEN C5 | 6 | 13 | 8 | 4 | 11 | 42 | 120 |
| CITROEN 280G901 | | | 1 | | | 1 | 1 |
| CITROEN 231C72 | | 1 | | | | 1 | 1 |
| DELAHAYE | 1 | | 1 | | | 2 | 2 |
| FACEL VEGA | | | | | | | 2 |
| FACEL III | 1 | | | | | 1 | 1 |
| FORD | | 2 | 1 | | 2 | 5 | 8 |
| HOTCHKISS | 2 | 3 | 1 | 1 | | 7 | 17 |
| HOTCHKISS JP | 1 | | | | | 1 | 2 |
| PANHARD | | | | | 1 | 1 | 2 |
| PANHARD DYNA | | | | | | | 1 |
| PANHARD 24 | | 1 | | | | 1 | 1 |
| PANHARD LEVIASSOR | | | | | | | 1 |
| PEUGEOT | 13 | 71 | 41 | 19 | 20 | 164 | 587 |
| PEUGEOT 202 | | 1 | | | | 1 | 1 |
| PEUGOT 203 | | 2 | 1 | | | 3 | 6 |
| PEUGEOT 403 | | 5 | 3 | | | 8 | 11 |
| PEUGEOT 404 | 1 | 3 | 1 | | | 5 | 18 |
| PEUGEOT 305 | 10 | 35 | 21 | 5 | 11 | 82 | 218 |
| PEUGEOT 307 | 12 | 16 | 6 | 8 | 2 | 44 | 137 |
| PEUGEOT 204 | | 3 | 1 | | | 4 | 14 |
| PEUGEOT 504 | 1 | 2 | 3 | | | 6 | 28 |
| PEUGEOT 304 | 1 | 1 | 4 | | 3 | 9 | 22 |
| PEUGEOT 104 | 1 | 12 | 3 | | | 16 | 28 |
| PEUGEOT 604 | | | 1 | | | 1 | 1 |
| PEUGEOT 505 | | 5 | 6 | | | 11 | 38 |
| PEUGEOT 205 | 589 | 2 312 | 1 671 | 353 | 816 | 5 741 | 14 794 |
| PEUGEOT 309 | 136 | 657 | 398 | 90 | 232 | 1 513 | 3 433 |
| PEUGEOT 405 | 164 | 952 | 598 | 103 | 294 | 2 111 | 5 554 |
| PEUGEOT 605 | 33 | 141 | 69 | 17 | 35 | 295 | 972 |
| PEUGEOT 106 | 361 | 926 | 1 094 | 179 | 431 | 2 991 | 6 407 |
| PEUGEOT 306 | 351 | 1 092 | 937 | 222 | 494 | 3 096 | 8 078 |
| PEUGEOT 806 | 90 | 129 | 92 | 23 | 60 | 394 | 1 031 |
| PEUGEOT 406 | 151 | 445 | 358 | 64 | 198 | 1 216 | 3 516 |
| PEUGEOT EXPERT | 1 | 12 | 4 | 1 | 6 | 24 | 71 |
| PEUGEOT 206 | 220 | 418 | 409 | 76 | 152 | 1 275 | 3 698 |
| PEUGEOT PARTNER | 28 | 114 | 74 | 13 | 33 | 262 | 571 |
| PEUGEOT BOXER | 1 | 1 | 1 | | | 3 | 9 |
| PEUGEOT 607 | 9 | 20 | 7 | 1 | 5 | 42 | 129 |
| PEUGEOT 290L | | | 1 | | | 1 | 1 |

**TABLEAU 1. - REPARTITION DES VOITURES D'OCCASION, MISES EN CIRCULATION
PAR REGION ET PROVINCE, ET SELON LE PAYS DE PROVENANCE
ET LA MARQUE - ANNEE 2001**

| PAYS DE PROVENANCE ET MARQUES | REGION BRUXEL- LOISE | REGION FLAMANDE | | | | | TOTAL |
|----------------------------------|----------------------------|-----------------|--------------------|----------|----------------------|------------------------|--------|
| | | ANVERS | BRABANT FLAMAND | LIMBOURG | FLANDRE ORIENTALE | FLANDRE OCCIDENTALE | |
| PEUGEOT 290G52 | | 1 | | | | | 1 |
| PEUGEOT 280 | | | | | 1 | | 1 |
| RENAULT | 46 | 35 | 17 | 17 | 33 | 25 | 127 |
| RENAULT 425 | 3 | 1 | | 1 | | 2 | 4 |
| RENAULT DAUPHINE | | | 2 | | | 4 | 6 |
| RENAULT R 4 | 25 | 39 | 34 | 22 | 21 | 34 | 150 |
| RENAULT CARAVELLE | | | | 1 | | 1 | 2 |
| RENAULT FREGATE | | | | | | | |
| RENAULT R 8 | | 1 | 1 | | 1 | 1 | 4 |
| RENAULT GORDINI | | | 1 | | | | 1 |
| RENAULT ALPINE | 1 | 4 | 1 | 4 | 1 | | 10 |
| RENAULT R 16 | 1 | | 1 | | | | 1 |
| RENAULT R 16 TS | 1 | | | | | | |
| RENAULT R 6 | 1 | 1 | | | 2 | 2 | 5 |
| RENAULT R 10 | 2 | | 1 | | | 1 | 2 |
| RENAULT R 12 TS | | 2 | | | 1 | 2 | 5 |
| RENAULT R 12 G | | | | | | | |
| RENAULT R 15 TS | | 2 | | 1 | | | 3 |
| RENAULT R 17 TS | | | | | | 1 | 1 |
| RENAULT R5 | 1 162 | 1 127 | 615 | 550 | 811 | 631 | 3 734 |
| RENAULT R30 | | | | | | | |
| RENAULT R 20 | 1 | | | 1 | 1 | 1 | 3 |
| RENAULT R 14 TS | | | | | | 2 | 2 |
| RENAULT R 18 | 6 | 4 | 1 | | 4 | 3 | 12 |
| RENAULT FUEGO | 2 | 3 | 2 | 1 | 1 | 1 | 8 |
| RENAULT R9 | 85 | 79 | 60 | 41 | 71 | 71 | 322 |
| RENAULT R 11 | 128 | 128 | 67 | 62 | 112 | 80 | 449 |
| RENAULT R 25 | 277 | 246 | 130 | 104 | 163 | 95 | 738 |
| RENAULT R21 | 430 | 378 | 155 | 112 | 211 | 161 | 1 017 |
| RENAULT EXPRESS | 110 | 121 | 54 | 99 | 65 | 113 | 452 |
| RENAULT R19 | 1 356 | 1 061 | 590 | 496 | 716 | 543 | 3 406 |
| RENAULT CLIO | 1 677 | 1 575 | 1 021 | 790 | 1 122 | 842 | 5 350 |
| RENAULT SAFRANE | 170 | 185 | 132 | 99 | 131 | 102 | 649 |
| RENAULT TWINGO | 942 | 704 | 479 | 261 | 490 | 393 | 2 327 |
| RENAULT LAGUNA | 314 | 336 | 222 | 180 | 265 | 209 | 1 212 |
| RENAULT ESPACE | 151 | 154 | 125 | 80 | 89 | 95 | 543 |
| RENAULT MEGANE | 707 | 924 | 655 | 610 | 674 | 649 | 3 512 |
| RENAULT SPIDER | | 1 | | | 1 | 1 | 3 |
| RENAULT KANGOD | 75 | 106 | 55 | 33 | 84 | 65 | 343 |
| RENAULT TRAFIC | | | | | | | |
| RENAULT MASTER | 2 | | | 2 | 5 | 2 | 9 |
| RENAULT T313 | | 1 | | | | | 1 |
| RENAULT TRM 2000 | | | | 1 | | | 1 |
| SAVIEM | | 2 | | 1 | 1 | | 4 |
| SIMCA | 1 | | 1 | | | 1 | 2 |
| SIMCA ARONDE | | | | | | | |
| SIMCA CHAMBORD | | | | | | | |
| SIMCA 1000 | | 2 | 2 | | | 6 | 10 |
| SIMCA 1301 | 1 | | | | 2 | | 2 |
| SIMCA 1200 | | | | | | | |
| SIMCA 1100 | 1 | | | | 1 | | 1 |
| SIMCA 1005 | | | | | | | |
| TALBOT | | | | | | 1 | 1 |
| TALBOT | 1 | | | | | | |
| TALBOT HORIZON | 4 | 4 | 3 | | 5 | 6 | 18 |
| TALBOT 1510 | | | | | | | |
| TALBOT SOLARA | 2 | 2 | | | 1 | 2 | 5 |
| TALBOT SAMBA | 3 | 6 | 2 | 3 | 5 | | 16 |
| UNIC | | | | | | | |
| VESPA | | | | | | 1 | 1 |
| VESPA 400 | | 1 | | | | | 1 |
| AUTRES | 6 | 1 | 2 | | 3 | | 6 |
| TOTAL | 17 580 | 18 060 | 11 870 | 10 566 | 14 986 | 12 748 | 68 230 |

**TABLEAU 1. - REPARTITION DES VOITURES D'OCCASION, MISES EN CIRCULATION
PAR REGION ET PROVINCE, ET SELON LE PAYS DE PROVENANCE
ET LA MARQUE - ANNEE 2001**

| PAYS DE PROVENANCE ET MARQUES | REGION WALLONNE | | | | | TOTAL | LE ROYAUME |
|----------------------------------|-------------------|---------|--------|-----------------|-------|--------|---------------|
| | BRABANT WALLON | HAINAUT | LIEGE | LUXEM- BOURG | NAMUR | | |
| PEUGEOT 290G52 | | | | | | | 1 |
| PEUGEOT 280 | | | | | | | 1 |
| RENAULT | 4 | 62 | 19 | 9 | 11 | 105 | 278 |
| RENAULT 425 | | 1 | | | 1 | 2 | 9 |
| RENAULT DAUPHINE | 2 | | 1 | | | 3 | 9 |
| RENAULT R 4 | 19 | 45 | 24 | 15 | 21 | 124 | 299 |
| RENAULT CARAVELLE | | 2 | 1 | | | 3 | 5 |
| RENAULT FREGATE | | 1 | | | | 1 | 1 |
| RENAULT R 8 | | 2 | | | | 2 | 6 |
| RENAULT GORDINI | 1 | | 2 | | | 3 | 4 |
| RENAULT ALPINE | 1 | | 1 | | | 2 | 13 |
| RENAULT R 16 | 1 | 2 | | | | 3 | 5 |
| RENAULT R 16 TS | 1 | | | | | 1 | 2 |
| RENAULT R 6 | | | 1 | | | 1 | 7 |
| RENAULT R 10 | 2 | 1 | 1 | | | 4 | 8 |
| RENAULT R 12 TS | | 2 | | | 1 | 3 | 8 |
| RENAULT R 12 G | | | | | 1 | 1 | 1 |
| RENAULT R 15 TS | | | | | | | 3 |
| RENAULT R 17 TS | | | | | | | 1 |
| RENAULT R5 | 315 | 1 407 | 934 | 200 | 452 | 3 308 | 8 204 |
| RENAULT R30 | | 1 | | | | 1 | 1 |
| RENAULT R 20 | | | | | | | 4 |
| RENAULT R 14 TS | | 5 | | | | 5 | 7 |
| RENAULT R 18 | | 8 | 3 | 1 | 1 | 13 | 31 |
| RENAULT FUEGO | | 4 | 4 | | 1 | 9 | 19 |
| RENAULT R9 | 22 | 172 | 85 | 13 | 37 | 329 | 736 |
| RENAULT R 11 | 26 | 206 | 112 | 34 | 63 | 441 | 1 018 |
| RENAULT R 25 | 51 | 237 | 109 | 30 | 70 | 497 | 1 512 |
| RENAULT R21 | 92 | 405 | 228 | 84 | 114 | 923 | 2 370 |
| RENAULT EXPRESS | 28 | 185 | 136 | 43 | 53 | 445 | 1 007 |
| RENAULT R19 | 276 | 1 334 | 796 | 234 | 439 | 3 079 | 7 841 |
| RENAULT CLIO | 570 | 1 708 | 1 454 | 343 | 670 | 4 745 | 11 772 |
| RENAULT SAFRANE | 47 | 166 | 112 | 23 | 45 | 393 | 1 212 |
| RENAULT TWINGO | 339 | 665 | 633 | 145 | 252 | 2 034 | 5 303 |
| RENAULT LAGUNA | 79 | 317 | 261 | 79 | 115 | 851 | 2 377 |
| RENAULT ESPACE | 54 | 82 | 67 | 17 | 32 | 252 | 946 |
| RENAULT MEGANE | 278 | 886 | 738 | 199 | 343 | 2 444 | 6 663 |
| RENAULT SPIDER | 1 | | | | | 1 | 4 |
| RENAULT KANGOO | 27 | 129 | 71 | 32 | 57 | 316 | 734 |
| RENAULT TRAFIC | | | 1 | | | 1 | 1 |
| RENAULT MASTER | | | | | | | 11 |
| RENAULT T313 | | | | | | | 1 |
| RENAULT TRM 2000 | | | | | | | 1 |
| SAVIEM | | 1 | 1 | | | 2 | 6 |
| SIMCA | | | 4 | 3 | | 7 | 10 |
| SIMCA ARONDE | | 1 | 1 | | 1 | 3 | 3 |
| SIMCA CHAMBORD | | | 1 | | | 1 | 1 |
| SIMCA 1000 | | 1 | 3 | | 2 | 6 | 16 |
| SIMCA 1301 | | | 1 | | | 1 | 4 |
| SIMCA 1200 | 1 | | | | | 1 | 1 |
| SIMCA 1100 | | 1 | 1 | | | 2 | 4 |
| SIMCA 1005 | | 2 | | | | 2 | 2 |
| TALBOT | | 1 | 1 | | | 2 | 3 |
| TALBOT | | | | | | | 1 |
| TALBOT HORIZON | 1 | 5 | 2 | | 1 | 9 | 31 |
| TALBOT 1510 | | 1 | | | | 1 | 1 |
| TALBOT SOLARA | | 1 | | | | 1 | 8 |
| TALBOT SAMBA | 1 | 6 | 1 | | 1 | 9 | 28 |
| UNIC | | 1 | | | | 1 | 1 |
| VESPA | | | | | | | 1 |
| VESPA 400 | | | | | | | 1 |
| AUTRES | 2 | 1 | 1 | 1 | | 5 | 17 |
| TOTAL | 5 968 | 20 976 | 16 367 | 4 139 | 7 791 | 55 241 | 141 051 |

TABLEAU 1. - REPARTITION DES VOITURES D'OCCASION, MISES EN CIRCULATION
PAR REGION ET PROVINCE, ET SELON LE PAYS DE PROVENANCE
ET LA MARQUE - ANNEE 2001

| PAYS DE PROVENANCE ET MARQUES | REGION BRUXEL- LOISE | REGION FLAMANDE | | | | | TOTAL |
|----------------------------------|----------------------------|-----------------|--------------------|----------|----------------------|------------------------|-------|
| | | ANVERS | BRABANT FLAMAND | LIMBOURG | FLANDRE ORIENTALE | FLANDRE OCCIDENTALE | |
| ITALIE | | | | | | | |
| ABARTH | | | | | | | |
| ALFA ROMEO | 9 | 1 | 3 | 1 | 6 | 1 | 12 |
| ALFA ROMEO GIULIA | | 2 | | | | | 2 |
| ALFA ROMEO 1900 | | | 1 | 1 | | | 2 |
| ALFA ROMEO 2000 | 9 | 16 | 7 | 3 | 6 | 3 | 35 |
| ALFA ROMEO 1300 | 2 | 1 | 2 | 1 | 1 | 2 | 7 |
| ALFA ROMEO 1750 | | | 1 | 2 | | | 3 |
| ALFA ROMEO 1300Z | | | | | | 1 | 1 |
| ALFA ROMEO MONTREAL | 1 | | | 1 | | 1 | 2 |
| ALFA ROMEO GIULIE | 1 | 1 | 2 | 3 | | 1 | 7 |
| ALFA ROMEO ALFETTA | 3 | 3 | 1 | 4 | | | 8 |
| ALFA ROMEO 1600 | 1 | 1 | 6 | 2 | 7 | 1 | 17 |
| ALFA ROMEO 1600GT | 1 | 1 | 1 | 1 | | | 3 |
| ALFA ROMEO ALFA SUD | 1 | 2 | | | | 1 | 3 |
| ALFA ROMEO SPRINT | 1 | 2 | 2 | | | | 4 |
| ALFA ROMEO GTV | 26 | 24 | 22 | 29 | 26 | 16 | 117 |
| ALFA ROMEO ALFA 33 | 282 | 238 | 159 | 93 | 174 | 125 | 789 |
| ALFA ROMEO ALFA 90 | 1 | 2 | | | 1 | | 3 |
| ALFA ROMEO ALFA 75 | 51 | 46 | 23 | 40 | 39 | 41 | 189 |
| ALFA ROMEO SPYDER | 16 | 41 | 26 | 37 | 29 | 19 | 152 |
| ALFA ROMEO ALFA 164 | 63 | 58 | 47 | 74 | 30 | 34 | 243 |
| ALFA ROMEO ARNA | | | | | | | |
| ALFA ROMEO ALFA 155 | 90 | 104 | 75 | 105 | 61 | 56 | 401 |
| ALFA ROMEO ORZ | | | | | | 1 | 1 |
| ALFA ROMEO ALFA 145 | 112 | 94 | 70 | 37 | 86 | 60 | 347 |
| ALFA ROMEO ALFA 146 | 102 | 128 | 88 | 53 | 102 | 57 | 428 |
| ALFA ROMEO 166 | 24 | 18 | 22 | 17 | 16 | 13 | 86 |
| ALFA ROMEO ALFA 156 | 149 | 199 | 160 | 123 | 138 | 134 | 754 |
| ALFA ROMEO ALFA 147 | 35 | 37 | 21 | 6 | 33 | 27 | 124 |
| ALFA ROMEO GIULIA | | | | | | | |
| AUTOBIANCHI | 1 | 1 | | | 1 | | 2 |
| AUTOBIANCHI BIANCHINA | | | | | | | |
| AUTOBIANCHI A 112 | | 2 | | 1 | | | 3 |
| AUTOBIANCHI Y 10 | 2 | | 1 | 1 | | | 2 |
| DETOMASO PANTERA | | | | 1 | | 1 | 2 |
| FERRARI | 1 | | 1 | 1 | | 2 | 4 |
| FERRARI 250 | 2 | | 1 | 2 | | 1 | 4 |
| FERRARI 330 | 3 | | | | | | |
| FERRARI 275 | | | | | | 1 | 1 |
| FERRARI 365 GT | 1 | | | | | | |
| FERRARI DINO 246 | 1 | | | | | | |
| FERRARI 308 GTS | 1 | 6 | 4 | 3 | 1 | 3 | 17 |
| FERRARI 512BB | | 2 | 1 | | | | 3 |
| FERRARI 400 | | 1 | | | 3 | | 4 |
| FERRARI MONDIAL | 3 | 6 | 3 | 2 | 5 | 2 | 18 |
| FERRARI TEST AROSSA | 1 | 1 | | 2 | 1 | | 4 |
| FERRARI 328 GTB | 3 | 3 | | 3 | 4 | 1 | 11 |
| FERRARI 412 | 1 | | | | | 1 | 1 |
| FERRARI F40 | | | | | | | |
| FERRARI 348 | 3 | 7 | 5 | 2 | 2 | 5 | 21 |
| FERRARI 512TR | | 2 | | 1 | | 1 | 4 |
| FERRARI 456 GT | 2 | 1 | 3 | | 4 | 2 | 10 |
| FERRARI 348 SP | | | 1 | | | | 1 |
| FERRARI F 355 | 4 | 2 | 3 | 2 | 3 | 1 | 11 |
| FERRARI F355 SPIDER | 1 | 1 | | | 1 | | 2 |
| FERRARI 208 | | 1 | | | | | 1 |
| FERRARI F 133 ABM | 4 | 3 | 2 | 1 | 1 | 3 | 10 |
| FERRARI F129 | 3 | 1 | 2 | 1 | | 1 | 5 |
| FERRARI 360 MODENA | | | 1 | | 1 | 1 | 3 |
| FERRARI F131 | 3 | 1 | 2 | 1 | 1 | 1 | 6 |
| FERRARI F133 | 2 | | 1 | | | | 1 |
| FERRARI F116 | | | 1 | | | | 1 |
| FIAT | 53 | 235 | 102 | 178 | 142 | 158 | 815 |
| FIAT 500 | 24 | 27 | 22 | 16 | 25 | 17 | 107 |
| FIAT 600 | | 1 | 3 | 2 | 1 | 2 | 9 |
| FIAT 1100 | | | 1 | | | | 1 |
| FIAT 1300 | | 1 | | | | | 1 |
| FIAT 850 | | 3 | 3 | | 1 | 3 | 10 |
| FIAT 1500 | 2 | | 1 | 1 | | 1 | 3 |
| FIAT 2300 | | | | | 1 | | 1 |
| FIAT ABARTH 1000 | | | | 1 | | | 1 |
| FIAT MURAT 124 | 1 | 1 | 1 | | | 1 | 3 |
| FIAT DINO | 2 | | | | 1 | | 1 |

**TABLEAU 1. - REPARTITION DES VOITURES D'OCCASION, MISES EN CIRCULATION
PAR REGION ET PROVINCE, ET SELON LE PAYS DE PROVENANCE
ET LA MARQUE - ANNEE 2001**

| PAYS DE PROVENANCE ET MARQUES | REGION WALLONNE | | | | | | LE ROYAUME |
|----------------------------------|-------------------|---------|-------|-----------------|-------|-------|---------------|
| | BRABANT WALLON | HAINAUT | LIEGE | LUXEM- BOURG | NAMUR | TOTAL | |
| ITALIE | | | | | | | |
| ABARTH | 1 | 1 | | | | 2 | 2 |
| ALFA ROMEO | 3 | 26 | 4 | | 1 | 34 | 55 |
| ALFA ROMEO GIULIA | | 3 | 4 | | | 7 | 9 |
| ALFA ROMEO 1900 | | | | | | | 2 |
| ALFA ROMEO 2000 | 2 | 13 | 7 | 1 | 4 | 27 | 71 |
| ALFA ROMEO 1300 | 4 | 2 | 6 | | | 12 | 21 |
| ALFA ROMEO 1750 | 1 | | | | | 1 | 4 |
| ALFA ROMEO 1300Z | 1 | | | | | 1 | 2 |
| ALFA ROMEO MONTREAL | | | | | | | 3 |
| ALFA ROMEO GIULIE | 1 | 2 | 1 | | | 4 | 12 |
| ALFA ROMEO ALFETTA | | 3 | | | | 3 | 14 |
| ALFA ROMEO 1600 | 4 | 6 | 4 | | | 14 | 32 |
| ALFA ROMEO 1600GT | | 1 | | | | 1 | 5 |
| ALFA ROMEO ALFA SUD | | | | | | | 4 |
| ALFA ROMEO SPRINT | | 2 | 1 | | 1 | 4 | 9 |
| ALFA ROMEO GTV | 6 | 29 | 24 | 3 | 5 | 67 | 210 |
| ALFA ROMEO ALFA 33 | 87 | 254 | 210 | 29 | 56 | 636 | 1 707 |
| ALFA ROMEO ALFA 90 | | | | | | | 4 |
| ALFA ROMEO ALFA 75 | 6 | 67 | 34 | 5 | 10 | 122 | 362 |
| ALFA ROMEO SPYDER | 11 | 22 | 24 | 4 | 4 | 65 | 233 |
| ALFA ROMEO ALFA 164 | 20 | 96 | 55 | 6 | 12 | 189 | 495 |
| ALFA ROMEO ARNA | | 1 | | | | 1 | 1 |
| ALFA ROMEO ALFA 155 | 24 | 229 | 108 | 17 | 27 | 405 | 896 |
| ALFA ROMEO ORZ | | | 1 | | | 1 | 2 |
| ALFA ROMEO ALFA 145 | 47 | 104 | 110 | 10 | 17 | 288 | 747 |
| ALFA ROMEO ALFA 146 | 40 | 161 | 124 | 32 | 45 | 402 | 932 |
| ALFA ROMEO 166 | 11 | 15 | 15 | 2 | 2 | 45 | 155 |
| ALFA ROMEO ALFA 156 | 59 | 179 | 181 | 36 | 42 | 499 | 1 402 |
| ALFA ROMEO ALFA 147 | 13 | 19 | 33 | 7 | 7 | 79 | 238 |
| ALFA ROMEO GIULIA | 1 | | | | | 1 | 1 |
| AUTOBIANCHI | | | 1 | | | 1 | 4 |
| AUTOBIANCHI BIANCHINA | | 1 | | | | 1 | 1 |
| AUTOBIANCHI A 112 | 1 | 1 | | 1 | 1 | 4 | 7 |
| AUTOBIANCHI Y 10 | | | 2 | | | 2 | 6 |
| DETOMASO PANTERA | | 1 | | | | 1 | 3 |
| FERRARI | | 2 | 1 | | | 3 | 8 |
| FERRARI 250 | | 2 | | | | 2 | 8 |
| FERRARI 330 | | | | | | | 3 |
| FERRARI 275 | | | | | | | 1 |
| FERRARI 365 GT | | | 1 | | 1 | 2 | 3 |
| FERRARI DINO 246 | | | | | | | 1 |
| FERRARI 308 GTS | 2 | 4 | 5 | 3 | | 14 | 32 |
| FERRARI 512BB | 1 | | | | | 1 | 4 |
| FERRARI 400 | | | 1 | | | 1 | 5 |
| FERRARI MONDIAL | | 6 | 1 | | 1 | 8 | 29 |
| FERRARI TEST AROSSA | | 1 | 2 | | | 3 | 8 |
| FERRARI 328 GTB | 5 | 2 | 3 | | | 10 | 24 |
| FERRARI 412 | | | | | | | 2 |
| FERRARI F40 | | 1 | | | 1 | 2 | 2 |
| FERRARI 348 | 2 | 2 | 1 | 1 | 1 | 7 | 31 |
| FERRARI 512TR | | | | | 1 | 1 | 5 |
| FERRARI 456 GT | | 1 | 1 | | | 2 | 14 |
| FERRARI 348 SP | | | | | | | 1 |
| FERRARI F 355 | 1 | 2 | | | | 3 | 18 |
| FERRARI F355 SPIDER | | | | | | | 3 |
| FERRARI 208 | | | | | | | 1 |
| FERRARI F 133 ABM | 1 | 1 | | 1 | | 3 | 17 |
| FERRARI F129 | | 1 | 2 | | | 3 | 11 |
| FERRARI 360 MODENA | | | 1 | | | 1 | 4 |
| FERRARI F131 | | | | | | | 9 |
| FERRARI F133 | | | | | | | 3 |
| FERRARI F116 | | | | | | | 1 |
| FIAT | 32 | 146 | 105 | 22 | 58 | 363 | 1 231 |
| FIAT 500 | 7 | 34 | 20 | 6 | 5 | 72 | 203 |
| FIAT 600 | | 4 | 1 | | | 5 | 14 |
| FIAT 1100 | | | | | | | 1 |
| FIAT 1300 | | | | 1 | | 1 | 2 |
| FIAT 850 | 2 | 1 | 4 | 2 | | 9 | 19 |
| FIAT 1500 | | | 1 | | | 1 | 6 |
| FIAT 2300 | | | | | | | 1 |
| FIAT ABARTH 1000 | | | | | | | 1 |
| FIAT MURAT 124 | | 2 | 1 | | 1 | 4 | 8 |
| FIAT DINO | | | | | | | 3 |

**TABLEAU 1. - REPARTITION DES VOITURES D'OCCASION, MISES EN CIRCULATION
PAR REGION ET PROVINCE, ET SELON LE PAYS DE PROVENANCE
ET LA MARQUE - ANNEE 2001**

| PAYS DE PROVENANCE ET MARQUES | REGION BRUXEL- LOISE | REGION FLAMANDE | | | | | TOTAL |
|----------------------------------|----------------------------|-----------------|--------------------|----------|----------------------|------------------------|-------|
| | | ANVERS | BRABANT FLAMAND | LIMBOURG | FLANDRE ORIENTALE | FLANDRE OCCIDENTALE | |
| FIAT 2000 | | | | | | | |
| FIAT 124 SPECIAL | 1 | | | | | | |
| FIAT 850 SPECIAL | | 1 | | | | | 1 |
| FIAT 128 | | 7 | 1 | | 3 | | 11 |
| FIAT 124 SPORT | 8 | 14 | 10 | 5 | 7 | 7 | 43 |
| FIAT 850 SPORT | | | | | | | |
| FIAT 127 | 1 | 9 | 1 | 4 | 2 | 4 | 20 |
| FIAT 132 | 1 | 1 | 1 | | | | 2 |
| FIAT 126 | 6 | 13 | 4 | 9 | 5 | 13 | 44 |
| FIAT X 1 9 | 2 | 4 | 3 | 3 | 3 | 2 | 15 |
| FIAT 124 RALLY | | | | | | | |
| FIAT 133 S | | 2 | | 1 | 2 | | 5 |
| FIAT 131 F | | | | | | 1 | 1 |
| FIAT RITMO | 7 | 8 | 2 | 6 | 12 | 6 | 34 |
| FIAT FIORINO | 15 | 14 | | 11 | 3 | 3 | 31 |
| FIAT PANDA | 164 | 141 | 57 | 112 | 86 | 66 | 462 |
| FIAT ARGENTA | 1 | | | | | | |
| FIAT 147 | | | | | | | |
| FIAT UNO | 642 | 403 | 220 | 367 | 239 | 175 | 1 404 |
| FIAT REGATA | 10 | 15 | 10 | 8 | 5 | 7 | 46 |
| FIAT CROMA | 76 | 60 | 36 | 40 | 71 | 23 | 230 |
| FIAT TEMpra | 183 | 169 | 82 | 129 | 121 | 76 | 577 |
| FIAT RITMO | 7 | 21 | 13 | 8 | 34 | 19 | 95 |
| FIAT TIPO | 385 | 328 | 127 | 213 | 226 | 169 | 1 063 |
| FIAT HITACHI | | | | | | | |
| FIAT CINQUECENTO | 68 | 46 | 22 | 25 | 16 | 34 | 143 |
| FIAT PUNTO | 460 | 491 | 331 | 448 | 387 | 258 | 1 915 |
| FIAT COUPE | 21 | 37 | 22 | 27 | 21 | 22 | 129 |
| FIAT ULYSSE | 25 | 29 | 29 | 21 | 13 | 20 | 112 |
| FIAT 110S | 3 | 1 | 3 | 1 | 2 | | 7 |
| FIAT BARCHETTA | 14 | 31 | 19 | 26 | 29 | 24 | 129 |
| FIAT BRAVA | 107 | 194 | 107 | 101 | 163 | 86 | 651 |
| FIAT BRAVO | 105 | 141 | 95 | 152 | 133 | 93 | 614 |
| FIAT SCUDDO | 8 | 11 | 7 | 5 | 7 | 8 | 38 |
| FIAT MAREA | 22 | 36 | 16 | 31 | 37 | 21 | 141 |
| FIAT MAREA WEEKEND | 31 | 81 | 29 | 41 | 46 | 31 | 228 |
| FIAT PALIO WEEKEND | 12 | 22 | 12 | 8 | 18 | 15 | 75 |
| FIAT SEICENTO | 70 | 50 | 35 | 25 | 47 | 25 | 182 |
| FIAT DUCATO | 1 | 4 | 1 | 1 | 1 | 1 | 8 |
| FIAT MULTIPLA | 29 | 48 | 31 | 29 | 34 | 24 | 166 |
| FIAT 230 | | | | 1 | 1 | 1 | 3 |
| FIAT 230CLMAC | | 1 | | | | | 1 |
| FIAT 280D | | | | | | | |
| FIAT 280MAX | | | | | | | |
| FIAT 280 | | | | 1 | | | 1 |
| FIAT 290MAJ | | | | | | 1 | 1 |
| FIAT PALIO | | | | | | | |
| FIAT 290 KSJ | | 1 | | | | | 1 |
| FIAT 290 | | | 1 | | | | 1 |
| FIAT 290 NAJ | | | | | | | |
| IVECO | 4 | 19 | 10 | 9 | 11 | 7 | 56 |
| IVECO TURBO DAILY | | | | 1 | | | 1 |
| IVECO 35.12 | | | | | 1 | | 1 |
| IVECO 35C13CCS | | | | | | | |
| INNOCENTI | | | | | | | |
| INNOCENTI C | | | 1 | | | | 1 |
| INNOCENTI 90 | 1 | | | | | | |
| ISO RIVOLTA GRIFO | | | | | 1 | | 1 |
| LAMBORGHINI MIURA | 1 | | | | | | |
| LAMBORGHINI COUNT | | | 2 | | 2 | | 4 |
| LAMBORGHINI DIABLO | 1 | 1 | 1 | | | 2 | 4 |
| LANCIA | | 2 | | 2 | | | 4 |
| LANCIA FLAMINIA | 2 | | | 1 | | | 1 |
| LANCIA FLAVIA | 1 | | | 2 | | | 2 |
| LANCIA FULVIA | 2 | | | | 1 | 1 | 2 |
| LANCIA FULVIA 1,3S | 2 | | 1 | | | | 1 |
| LANCIA FULVIA 1600 | | | | | | 1 | 1 |
| LANCIA 200C | | | | | | | |
| LANCIA BETA 1300 | 5 | 4 | 2 | 2 | 1 | 1 | 10 |
| LANCIA STRATOS | | | 1 | | | | 1 |
| LANCIA GAMMA | 1 | | | | | | |
| LANCIA DELTA | 111 | 131 | 88 | 67 | 77 | 55 | 418 |
| LANCIA A112 | 8 | | 3 | | 2 | 1 | 6 |
| LANCIA VOLUMEX | | 2 | | | | | 2 |
| LANCIA PRISMA | 9 | 5 | 7 | 2 | 4 | 2 | 20 |

**TABEAU 1. - REPARTITION DES VOITURES D'OCCASION, MISES EN CIRCULATION
PAR REGION ET PROVINCE, ET SELON LE PAYS DE PROVENANCE
ET LA MARQUE - ANNEE 2001**

| PAYS DE PROVENANCE ET MARQUES | REGION WALLONNE | | | | | TOTAL | LE ROYAUME |
|----------------------------------|-------------------|---------|-------|-----------------|-------|-------|---------------|
| | BRABANT WALLON | HAINAUT | LIEGE | LUXEM- BOURG | NAMUR | | |
| FIAT 2000 | | | 1 | | | 1 | 1 |
| FIAT 124 SPECIAL | | | | | | | 1 |
| FIAT 850 SPECIAL | | 1 | | | | 1 | 2 |
| FIAT 128 | | 5 | 2 | 2 | 2 | 11 | 22 |
| FIAT 124 SPORT | 2 | 8 | 15 | | 1 | 26 | 77 |
| FIAT 850 SPORT | 1 | | 2 | | | 3 | 3 |
| FIAT 127 | | 10 | 11 | 2 | 5 | 28 | 49 |
| FIAT 132 | | | | | | | 3 |
| FIAT 126 | 1 | 29 | 9 | 1 | 4 | 44 | 94 |
| FIAT X 1 9 | | 2 | 5 | | | 7 | 24 |
| FIAT 124 RALLY | | | 1 | | | 1 | 1 |
| FIAT 133 S | | 1 | | | 1 | 2 | 7 |
| FIAT 131 F | 1 | 2 | 1 | | 1 | 5 | 6 |
| FIAT RITMO | 2 | 21 | 5 | | 5 | 33 | 74 |
| FIAT FIORINO | | 28 | 16 | 4 | 5 | 53 | 99 |
| FIAT PANDA | 41 | 288 | 222 | 36 | 78 | 665 | 1 291 |
| FIAT ARGENTA | | | | | | | 1 |
| FIAT 147 | | | 1 | | | 1 | 1 |
| FIAT UNO | 133 | 1 474 | 806 | 100 | 199 | 2 712 | 4 758 |
| FIAT REGATA | 4 | 24 | 16 | | 2 | 46 | 102 |
| FIAT CROMA | 18 | 209 | 72 | 25 | 17 | 341 | 647 |
| FIAT TEMpra | 37 | 374 | 209 | 45 | 69 | 734 | 1 494 |
| FIAT RITMO | 9 | 20 | 15 | 4 | 15 | 63 | 165 |
| FIAT TIPO | 68 | 591 | 282 | 75 | 109 | 1 125 | 2 573 |
| FIAT HITACHI | | | 1 | | | 1 | 1 |
| FIAT CINQUECENTO | 19 | 114 | 118 | 17 | 18 | 286 | 497 |
| FIAT PUNTO | 203 | 954 | 703 | 186 | 230 | 2 276 | 4 651 |
| FIAT COUPE | 11 | 48 | 34 | 4 | 9 | 106 | 256 |
| FIAT ULYSSE | 14 | 61 | 33 | 9 | 19 | 136 | 273 |
| FIAT 110S | 4 | 10 | 4 | 1 | | 19 | 29 |
| FIAT BARCHETTA | 7 | 25 | 15 | 5 | 4 | 56 | 199 |
| FIAT BRAVA | 38 | 179 | 107 | 40 | 55 | 419 | 1 177 |
| FIAT BRAVO | 35 | 204 | 150 | 37 | 54 | 480 | 1 199 |
| FIAT SCUDD | 5 | 13 | 5 | 2 | 3 | 28 | 74 |
| FIAT MAREA | 9 | 75 | 38 | 21 | 10 | 153 | 316 |
| FIAT MAREA WEEKEND | 15 | 74 | 51 | 21 | 18 | 179 | 438 |
| FIAT PALIO WEEKEND | 4 | 25 | 16 | 5 | 7 | 57 | 144 |
| FIAT SEICENTO | 26 | 88 | 88 | 19 | 25 | 246 | 498 |
| FIAT DUCATO | 1 | 2 | 3 | | | 6 | 15 |
| FIAT MULTIPLA | 12 | 46 | 25 | 14 | 20 | 117 | 312 |
| FIAT 230 | | 1 | 1 | | | 2 | 5 |
| FIAT 230CLMAC | | | | | | | 1 |
| FIAT 280D | | | 2 | | | 2 | 2 |
| FIAT 280MAX | | | 1 | | | 1 | 1 |
| FIAT 280 | | | | | | | 1 |
| FIAT 290MAJ | | | | | | | 1 |
| FIAT PALIO | | 1 | | | | 1 | 1 |
| FIAT 290 KSJ | | | | | | | 1 |
| FIAT 290 | | | | | | | 1 |
| FIAT 290 NAJ | | | 1 | | | 1 | 1 |
| IVECO | 1 | 2 | 9 | 4 | 4 | 20 | 80 |
| IVECO TURBO DAILY | | | | | | | 1 |
| IVECO 35.12 | | | | | | | 1 |
| IVECO 35C13CCS | | | | | 1 | 1 | 1 |
| INNOCENTI | | 1 | | | | 1 | 1 |
| INNOCENTI C | | | | | | | 1 |
| INNOCENTI 90 | | | | | | | 1 |
| ISO RIVOLTA GRIFO | 1 | | | | | 1 | 2 |
| LAMBORGHINI MIURA | | | | | | | 1 |
| LAMBORGHINI COUNT | | | | | | | 4 |
| LAMBORGHINI DIABLO | | | | | | | 5 |
| LANCIA | | 6 | | 1 | 1 | 8 | 12 |
| LANCIA FLAMINIA | | | | | | | 3 |
| LANCIA FLAVIA | | 1 | 1 | | | 2 | 5 |
| LANCIA FULVIA | 2 | 2 | 1 | | 2 | 7 | 11 |
| LANCIA FULVIA 1.3S | 1 | 3 | 4 | | 2 | 10 | 13 |
| LANCIA FULVIA 1600 | | | | | | | 1 |
| LANCIA 200C | | | 1 | | | 1 | 1 |
| LANCIA BETA 1300 | 1 | 2 | 4 | | | 7 | 22 |
| LANCIA STRATOS | | | | | | | 1 |
| LANCIA GAMMA | | | | | | | 1 |
| LANCIA DELTA | 34 | 150 | 92 | 19 | 36 | 331 | 860 |
| LANCIA A112 | | 4 | 2 | | | 6 | 20 |
| LANCIA VOLUMEX | | | | | | | 2 |
| LANCIA PRISMA | | 15 | 4 | 1 | | 20 | 49 |

**TABLEAU 1. - REPARTITION DES VOITURES D'OCCASION, MISES EN CIRCULATION
PAR REGION ET PROVINCE, ET SELON LE PAYS DE PROVENANCE
ET LA MARQUE - ANNEE 2001**

| PAYS DE PROVENANCE ET MARQUES | REGION BRUXEL- LOISE | REGION FLAMANDE | | | | | TOTAL |
|----------------------------------|----------------------------|-----------------|--------------------|----------|----------------------|------------------------|--------|
| | | ANVERS | BRABANT FLAMAND | LIMBOURG | FLANDRE ORIENTALE | FLANDRE OCCIDENTALE | |
| LANCIA THEMA | 56 | 41 | 11 | 28 | 20 | 12 | 112 |
| LANCIA Y 10 | 69 | 40 | 20 | 19 | 12 | 17 | 108 |
| LANCIA DEDRA | 205 | 207 | 109 | 140 | 131 | 90 | 677 |
| LANCIA Z | 24 | 12 | 10 | 7 | 12 | 12 | 53 |
| LANCIA K | 37 | 35 | 24 | 46 | 25 | 19 | 149 |
| LANCIA Y | 116 | 97 | 70 | 31 | 64 | 29 | 291 |
| LANCIA K-COUCPE | 1 | 6 | 3 | 2 | 1 | 1 | 13 |
| LANCIA LYBRA | 42 | 38 | 29 | 24 | 44 | 22 | 157 |
| MASERATI | | 2 | | | | 1 | 3 |
| MASERATI 3500 | | | | 1 | | | 1 |
| MASERATI GHI BLI | 2 | 2 | 1 | | 1 | 1 | 5 |
| MASERATI 4 PORTE | | | | | 2 | 2 | 4 |
| MASERATI BITURBO | | 1 | | | | 1 | 2 |
| MASERATI 425 | | | | | | 1 | 1 |
| MASERATI 430 | | 1 | 2 | | 1 | | 4 |
| MASERATI 222 | 4 | 1 | | | 2 | | 3 |
| MASERATI 422 | 1 | 1 | | | | | 1 |
| MASERATI SPYDER | | 2 | 1 | | 1 | | 4 |
| MASERATI 424 V | | | | | | 1 | 1 |
| MASERATI 224 V | | | | 2 | | | 2 |
| MASERATI QUATTROPORT | 3 | 3 | | | 3 | 2 | 6 |
| MASERATI 3200GT | 6 | 9 | 2 | 2 | 5 | 1 | 19 |
| MASERATI 450S | 1 | | | | | | |
| MASERATI 224R | | | | | | | |
| OM | 3 | 2 | 1 | 2 | 3 | | 6 |
| AUTRES | 2 | | | | 1 | | 1 |
| TOTAL | 4 309 | 4 426 | 2 630 | 3 104 | 3 157 | 2 320 | 15 637 |
| PAYS-BAS | | | | | | | |
| BOVA | | | | | 1 | | 1 |
| DAF | | 5 | 2 | 3 | 6 | 4 | 20 |
| DAF 750 | | | | | | | |
| DAF 44 | | 1 | | 1 | 2 | | 4 |
| DAF 33 | | 1 | 1 | | | | 2 |
| DAF 55 | 1 | | | | | 3 | 3 |
| DAF 56 | | 3 | 2 | 1 | 4 | 4 | 14 |
| DAF 66 | | | | | | | |
| DAF 46 | | 2 | 2 | 2 | 1 | 1 | 8 |
| DAF FA1300DF520 | | | 1 | | | | 1 |
| VOLVO 66 | 1 | 6 | 11 | 4 | 3 | 2 | 26 |
| VOLVO 345 | 8 | 11 | 11 | 7 | 6 | 11 | 46 |
| AUTRES | 1 | | | 1 | | | 1 |
| TOTAL | 11 | 29 | 30 | 19 | 23 | 25 | 126 |
| ROYAUME-UNI | | | | | | | |
| AC COBRA | | 1 | | | | | 1 |
| ALVIS | | 2 | | | | | 2 |
| ARMSTRONG SIDDELEY | | | | | 1 | | 1 |
| ASTON MARTIN | | 4 | | | | 1 | 5 |
| ASTON MARTIN VOLANT | 2 | 1 | | | 2 | | 3 |
| ASTON MARTIN VANT | 1 | 1 | | | | | 1 |
| ASTON MARTIN DB 7 | 4 | 3 | | 2 | 3 | 1 | 9 |
| AUSTIN | 7 | 9 | 9 | 9 | 3 | 8 | 38 |
| AUSTIN 850 | | | | 1 | | | 1 |
| AUSTIN A30 | | | | 1 | | | 1 |
| AUSTIN A35 | | | | | | | |
| AUSTIN HEALEY 3000 | | 1 | | 2 | | | 3 |
| AUSTIN HEALEY SPR | | 2 | 2 | | | | 4 |
| AUSTIN TAXI CAR | 2 | | | | | | |
| MINI 1000 | 40 | 73 | 24 | 28 | 41 | 53 | 219 |
| AUSTIN 1300 | | | | | | | |
| AUSTIN CLUB 1000 | | 1 | | | 1 | | 2 |
| AUSTIN CLUB 1275GT | | | | | | | |
| AUSTIN 175C MAXI | | | | | | 1 | 1 |
| AUSTIN ALLEGRO | | 1 | | 1 | 1 | | 3 |
| AUSTIN METRO | 19 | 34 | 6 | 19 | 32 | 12 | 103 |
| AUSTIN MAESTRO | 4 | 4 | 2 | 1 | 1 | 1 | 9 |
| AUSTIN MONTEGO | 3 | 11 | 8 | 5 | 13 | 9 | 46 |
| AUSTIN MOKE | 1 | | 2 | | | | 2 |

**TABLEAU 1. - REPARTITION DES VOITURES D'OCCASION, MISES EN CIRCULATION
PAR REGION ET PROVINCE, ET SELON LE PAYS DE PROVENANCE
ET LA MARQUE - ANNEE 2001**

| PAYS DE PROVENANCE ET MARQUES | REGION WALLONNE | | | | | | LE ROYAUME |
|----------------------------------|-------------------|--------------|--------------|-----------------|--------------|---------------|---------------|
| | BRABANT WALLON | HAINAUT | LIEGE | LUXEM- BOURG | NAMUR | TOTAL | |
| LANCIA THEMA | 4 | 35 | 14 | 5 | 8 | 66 | 234 |
| LANCIA Y 10 | 11 | 60 | 25 | 8 | 13 | 117 | 294 |
| LANCIA DEDRA | 33 | 328 | 142 | 27 | 48 | 578 | 1 460 |
| LANCIA Z | 8 | 6 | 8 | 7 | 6 | 35 | 112 |
| LANCIA K | 10 | 34 | 14 | 2 | 8 | 68 | 254 |
| LANCIA Y | 29 | 110 | 86 | 18 | 30 | 273 | 680 |
| LANCIA K-COUCPE | | 2 | 1 | 2 | | 5 | 19 |
| LANCIA LYBRA | 11 | 51 | 26 | 16 | 7 | 111 | 310 |
| MASERATI | 2 | | | | | 2 | 5 |
| MASERATI 3500 | | | | | | | 1 |
| MASERATI GHIBLI | 2 | 2 | | | | 4 | 11 |
| MASERATI 4 PORTE | | | | | | | 4 |
| MASERATI BITURBO | | 2 | 1 | 1 | | 4 | 6 |
| MASERATI 425 | | | | | | | 1 |
| MASERATI 430 | | | | | | | 4 |
| MASERATI 222 | | | | | | | 7 |
| MASERATI 422 | | | | | | | 2 |
| MASERATI SPYDER | | 1 | | | | 1 | 5 |
| MASERATI 424 V | | | | | | | 1 |
| MASERATI 224 V | 2 | 2 | 1 | | | 5 | 7 |
| MASERATI QUATTROPORT | | 1 | | | | 1 | 12 |
| MASERATI 3200GT | 2 | | 1 | 1 | | 4 | 29 |
| MASERATI 450S | | | | | | | 1 |
| MASERATI 224R | | | 1 | | | 1 | 1 |
| OM | | | 3 | | 1 | 4 | 15 |
| AUTRES | | | | | | | 3 |
| TOTAL | 1 270 | 7 277 | 4 628 | 978 | 1 455 | 15 608 | 35 554 |
| PAYS-BAS | | | | | | | |
| BOVA | | | | | | | 1 |
| DAF | | 3 | 2 | | 2 | 7 | 27 |
| DAF 750 | | | | 1 | | 1 | 1 |
| DAF 44 | | 1 | 2 | 2 | 1 | 6 | 10 |
| DAF 33 | | | | | | | 2 |
| DAF 55 | | 1 | 3 | | 1 | 5 | 9 |
| DAF 66 | | 1 | 3 | | 1 | 5 | 19 |
| DAF 66 | | | 1 | | | 1 | 1 |
| DAF 46 | | 1 | 2 | | | 3 | 11 |
| DAF FA1300DF520 | | | | | | | 1 |
| VOLVO 66 | 1 | 4 | 9 | 1 | 1 | 16 | 43 |
| VOLVO 345 | 2 | 10 | 11 | 1 | 2 | 26 | 80 |
| AUTRES | 1 | | 1 | | | 2 | 4 |
| TOTAL | 4 | 21 | 34 | 5 | 6 | 72 | 209 |
| ROYAUME-UNI | | | | | | | |
| AC COBRA | | | | | | | 1 |
| ALVIS | | | | | | | 2 |
| ARMSTRONG SIDDELEY | | | | | | | 1 |
| ASTON MARTIN | 2 | | 1 | | | 3 | 8 |
| ASTON MARTIN VOLANT | | | | | | | 5 |
| ASTON MARTIN VANT | | | | | | | 2 |
| ASTON MARTIN DB 7 | 2 | 1 | | | | 3 | 16 |
| AUSTIN | 6 | 2 | 6 | 1 | 1 | 16 | 61 |
| AUSTIN 850 | | 1 | 1 | | 1 | 3 | 4 |
| AUSTIN A30 | | | | | | | 1 |
| AUSTIN A35 | 1 | | | | | 1 | 1 |
| AUSTIN HEALEY 3000 | | | | | | | 3 |
| AUSTIN HEALEY SPR | | | 3 | | | 3 | 7 |
| AUSTIN TAXI CAR | 1 | | | | | 1 | 3 |
| MINI 1000 | 23 | 24 | 41 | 12 | 9 | 109 | 368 |
| AUSTIN 1300 | | | 1 | | | 1 | 1 |
| AUSTIN CLUB 1000 | | | | | | | 2 |
| AUSTIN CLUB 1275GT | | | 2 | | 1 | 3 | 3 |
| AUSTIN 175C MAXI | | | | | | | 1 |
| AUSTIN ALLEGRO | | 2 | | | | 2 | 5 |
| AUSTIN METRO | 4 | 27 | 25 | 5 | 4 | 65 | 187 |
| AUSTIN MAESTRO | | 3 | 1 | | 1 | 5 | 18 |
| AUSTIN MONTEGO | | 11 | 2 | 1 | 2 | 16 | 65 |
| AUSTIN MOKE | | | | | | | 3 |

**TABLEAU 1. - REPARTITION DES VOITURES D'OCCASION, MISES EN CIRCULATION
PAR REGION ET PROVINCE, ET SELON LE PAYS DE PROVENANCE
ET LA MARQUE - ANNEE 2001**

| PAYS DE PROVENANCE ET MARQUES | REGION BRUXEL- LOISE | REGION FLAMANDE | | | | | TOTAL |
|----------------------------------|----------------------------|-----------------|--------------------|----------|----------------------|------------------------|-------|
| | | ANVERS | BRABANT FLAMAND | LIMBOURG | FLANDRE ORIENTALE | FLANDRE OCCIDENTALE | |
| MINI MINI | 3 | 5 | 1 | 1 | 5 | 3 | 15 |
| BEDFORD | 4 | 29 | 14 | 14 | 23 | 5 | 85 |
| BENTLEY | 2 | 1 | 1 | 1 | | | 3 |
| BENTLEY S | 1 | | | | | 1 | 1 |
| BENTLEY CONTINENTAL | | 3 | | 2 | | | 5 |
| BENTLEY T 2 | | 6 | 1 | 1 | 1 | 2 | 11 |
| BENTLEY CORNICHE | | | | 1 | | | 1 |
| BENTLEY MULSANNE | | | | 1 | 1 | | 2 |
| BENTLEY BROOKLANDS | | | | 1 | | | 1 |
| BENTLEY TURBOR | | | | 1 | | | 1 |
| BENTLEY CONTINENTAL | | 1 | | | | | 1 |
| BENTLEY AZURE | | | | 1 | | | 1 |
| BENTLEY | | | | 2 | | | 2 |
| BENTLEY ARNAGE | 2 | 2 | 2 | 1 | | | 5 |
| DAIMLER | 6 | 1 | 2 | 1 | 1 | | 5 |
| DAIMLER SOVEREIGN | | 1 | 1 | | | | 2 |
| DAIMLER D SIX VDP | 3 | 1 | | 1 | 3 | 4 | 9 |
| DAIMLER 36 | 4 | 8 | 1 | 4 | 4 | 1 | 18 |
| DAIMLER 40 | 6 | 5 | 3 | 3 | 6 | 8 | 25 |
| DAIMLER SIX | 8 | 9 | 2 | 1 | 7 | 3 | 22 |
| DAIMLER DOUBLE SIX | 3 | 2 | 1 | 2 | | | 5 |
| DAIMLER SOVEREIGN | | | 1 | | 3 | | 4 |
| DAIMLER SUPER V8 | 1 | 3 | 1 | | | 1 | 5 |
| DAIMLER V8 | 2 | 5 | 3 | 2 | 1 | | 11 |
| EXELSIOR | 1 | | | | | | 1 |
| FORD POPULAR | | | | | 1 | | 1 |
| FORD ANGLIA | | 1 | 1 | 2 | | 1 | 5 |
| FORD PREFECT | | | | | | | |
| FORD CORTINA | | 3 | | 1 | | 3 | 7 |
| FORD CORTINA TC | | | | | | | |
| FORD MONDEO | 637 | 1 412 | 897 | 1 369 | 886 | 941 | 5 505 |
| FORD THAMES | | 1 | | | | | 1 |
| FORD FESTIVA | | | | 1 | | | 1 |
| HILLMANN | | | | | | 1 | 1 |
| HILLMAN MINX | | 1 | 1 | 1 | | | 3 |
| HUMBER | | | | | | | |
| HUMBER HAWK | | 1 | | | | | 1 |
| JAGUAR | 16 | 16 | 10 | 7 | 8 | 5 | 46 |
| JAGUAR MARK X | | | | | 2 | 1 | 3 |
| JAGUAR 2,4 L | 1 | | | 1 | | | 1 |
| JAGUAR XK 150 | 2 | 2 | 3 | 1 | 4 | 3 | 13 |
| JAGUAR E | 3 | 6 | 1 | 4 | | 4 | 15 |
| JAGUAR 36 | 1 | 1 | 1 | | | | 2 |
| JAGUAR 420 | | | 1 | | | 1 | 2 |
| JAGUAR 2,8L XJ 6 | | | 3 | 1 | | | 4 |
| JAGUAR XJ 42 | 2 | 7 | 4 | | 6 | 4 | 21 |
| JAGUAR 3,4L | | 1 | | | 2 | 1 | 4 |
| JAGUAR XJ6L | 33 | 55 | 30 | 31 | 14 | 14 | 145 |
| JAGUAR XJ12 | 1 | 1 | 1 | | | 1 | 3 |
| JAGUAR XJ | | | | | | | |
| JAGUAR XJ S | 11 | 11 | 8 | 4 | 7 | 7 | 37 |
| JAGUAR SOVEREIGN | 46 | 64 | 27 | 25 | 35 | 19 | 170 |
| JAGUAR V D PLAS | | | | | | 1 | 1 |
| JAGUAR XJ SC | 2 | | 1 | 1 | 2 | | 4 |
| JAGUAR V 12 | | | 1 | | | | 1 |
| JAGUAR XJR S | 3 | | | | | | |
| JAGUAR XJRH | 2 | 5 | 1 | | 1 | 1 | 8 |
| JAGUAR XJ22 | 1 | | | 1 | | | 1 |
| JAGUAR XKE | | 1 | | | | | 1 |
| JAGUAR XJR | 15 | 5 | 3 | 3 | 3 | 3 | 17 |
| JAGUAR XK8 | 17 | 20 | 15 | 12 | 21 | 12 | 80 |
| JAGUAR XJB | | 1 | | 1 | 1 | | 3 |
| JAGUAR EXECUTIVE | 4 | 7 | 6 | 8 | 2 | 6 | 29 |
| JAGUAR KKR | 9 | 7 | 2 | 3 | 3 | | 15 |
| JAGUAR S TYPE | 15 | 11 | 6 | 2 | 5 | 3 | 27 |
| JAGUAR S TYPE EXEC | 8 | 10 | 8 | 7 | 7 | 8 | 40 |
| JAGUAR XJ40 | 2 | | | | | | |
| JAGUAR X-TYPE2.5V6SP | | | 1 | | | | 1 |
| JAGUAR X-TYPE3.0V6EX | 1 | | | | 1 | | 1 |
| JAGUAR X-TYPE2.5V6EX | | 1 | | | | | 1 |
| JAGUAR X-TYPE3.0V6SP | | | | | | | |
| JENSEN INTERCEPTOR | | 1 | | | | | 1 |
| LAGONDA | | | 1 | | | | 1 |
| LANDROVER | 3 | 16 | 8 | 6 | 5 | 6 | 41 |
| LANDROVER RANGE | 88 | 168 | 75 | 89 | 103 | 100 | 535 |

**TABLEAU 1. - REPARTITION DES VOITURES D'OCCASION, MISES EN CIRCULATION
PAR REGION ET PROVINCE, ET SELON LE PAYS DE PROVENANCE
ET LA MARQUE - ANNEE 2001**

| PAYS DE PROVENANCE ET MARQUES | REGION WALLONNE | | | | | | LE ROYAUME |
|----------------------------------|-------------------|---------|-------|-----------------|-------|-------|---------------|
| | BRABANT WALLON | HAINAUT | LIEGE | LUXEM- BOURG | NAMUR | TOTAL | |
| MINI MINI | 1 | 1 | 3 | | | 5 | 23 |
| BEDFORD | 9 | 12 | 12 | 1 | 6 | 40 | 129 |
| BENTLEY | | | | | | | 5 |
| BENTLEY S | | | | | 1 | 1 | 3 |
| BENTLEY CONTINENTAL | | | | | | | 5 |
| BENTLEY T 2 | 1 | | | | | 1 | 12 |
| BENTLEY CORNICHE | | | | | | | 1 |
| BENTLEY MULSANNE | | | | | | | 2 |
| BENTLEY BROOKLANDS | | | | | | | 1 |
| BENTLEY TURBOR | | | | | | | 1 |
| BENTLEY CONTINENTAL | | | | | | | 1 |
| BENTLEY AZURE | | | | | | | 1 |
| BENTLEY | | | | | | | 2 |
| BENTLEY ARNAGE | | 1 | | | | 1 | 8 |
| DAIMLER | 1 | 3 | 2 | 1 | | 7 | 18 |
| DAIMLER SOVEREIGN | | 1 | | | 1 | 2 | 4 |
| DAIMLER D SIX VDP | | 3 | | | | 3 | 15 |
| DAIMLER 36 | 1 | 5 | 2 | | | 8 | 30 |
| DAIMLER 40 | 2 | 3 | 7 | 2 | | 14 | 45 |
| DAIMLER SIX | 2 | 3 | | 1 | | 6 | 36 |
| DAIMLER DOUBLE SIX | 1 | | | | | 1 | 9 |
| DAIMLER SOVEREIGN | 2 | 1 | | | | 3 | 7 |
| DAIMLER SUPER V8 | | 2 | 1 | | | 3 | 9 |
| DAIMLER V8 | 2 | 1 | | | 1 | 4 | 17 |
| EXELSTOR | | | | | | | 1 |
| FORD POPULAR | | | | | | | 1 |
| FORD ANGLIA | | 2 | 1 | | | 3 | 8 |
| FORD PREFECT | 1 | | | | | 1 | 1 |
| FORD CORTINA | | 2 | 1 | 1 | 1 | 5 | 12 |
| FORD CORTINA TC | | 1 | | | | 1 | 1 |
| FORD MONDEO | 226 | 901 | 732 | 201 | 284 | 2 344 | 8 486 |
| FORD THAMES | | | | | | | 1 |
| FORD FESTIVA | | | | | | | 1 |
| HILLMANN | | | | | | 1 | 2 |
| HILLMAN MINX | | 1 | | | | 1 | 3 |
| HUMBER | | | 1 | | | 1 | 1 |
| HUMBER HAWK | | | | | | | 1 |
| JAGUAR | 3 | 9 | 2 | 1 | 2 | 17 | 79 |
| JAGUAR MARK X | | | | | | | 3 |
| JAGUAR 2,4 L | 2 | | | | | 2 | 4 |
| JAGUAR XK 150 | 1 | 2 | | | 1 | 4 | 19 |
| JAGUAR E | 2 | 1 | 1 | | | 4 | 22 |
| JAGUAR 38 | 2 | 1 | | | | 3 | 6 |
| JAGUAR 420 | | 1 | | | | 1 | 3 |
| JAGUAR 2,8L XJ 6 | | 1 | | | | 1 | 5 |
| JAGUAR XJ 42 | 1 | 3 | 1 | | | 5 | 28 |
| JAGUAR 3,4L | 1 | 1 | | | | 2 | 6 |
| JAGUAR XJ6L | 8 | 19 | 8 | | 10 | 45 | 223 |
| JAGUAR XJ12 | | 2 | 1 | | | 3 | 7 |
| JAGUAR XJ | 1 | | 1 | | | 2 | 2 |
| JAGUAR XJ S | 4 | 10 | 7 | 2 | | 23 | 71 |
| JAGUAR SOVEREIGN | 15 | 21 | 8 | | 7 | 51 | 267 |
| JAGUAR V D PLAS | | | | | 1 | 1 | 2 |
| JAGUAR XJ SC | | | 1 | | | 1 | 7 |
| JAGUAR V 12 | | | | | | | 1 |
| JAGUAR XJR S | | | | | | | 3 |
| JAGUAR XJRH | | 1 | | | | 1 | 11 |
| JAGUAR XJ22 | | | | | | | 2 |
| JAGUAR XKE | | | | | | | 1 |
| JAGUAR XJR | 1 | 6 | | | | 7 | 39 |
| JAGUAR XK8 | 5 | 5 | 3 | 1 | 5 | 19 | 116 |
| JAGUAR XJ8 | 1 | 1 | | | | 2 | 5 |
| JAGUAR EXECUTIVE | | 4 | | | | 4 | 37 |
| JAGUAR XKR | 2 | 2 | 2 | | 1 | 7 | 31 |
| JAGUAR S TYPE | 5 | 1 | 3 | | 7 | 16 | 58 |
| JAGUAR S TYPE EXEC | 1 | 4 | | 1 | 1 | 7 | 55 |
| JAGUAR XJ40 | | 3 | 1 | | | 4 | 6 |
| JAGUAR X-TYPE2.5V6SP | | | | | | | 1 |
| JAGUAR X-TYPE3.0V6EX | 1 | | | | | 1 | 3 |
| JAGUAR X-TYPE2.5V6EX | | | | | | | 1 |
| JAGUAR X-TYPE3.0V6SP | | | | | 1 | 1 | 1 |
| JENSEN INTERCEPTOR | | | 2 | | | 2 | 3 |
| LAGONDA | | | 1 | | | 1 | 2 |
| LANDROVER | 4 | 5 | 6 | 6 | 4 | 25 | 69 |
| LANDROVER RANGE | 34 | 38 | 28 | 13 | 18 | 131 | 754 |

**TABLEAU 1. - REPARTITION DES VOITURES D'OCCASION, MISES EN CIRCULATION
PAR REGION ET PROVINCE, ET SELON LE PAYS DE PROVENANCE
ET LA MARQUE - ANNEE 2001**

| PAYS DE PROVENANCE ET MARQUES | REGION BRUXEL- LOISE | REGION FLAMANDE | | | | | TOTAL |
|----------------------------------|----------------------------|-----------------|--------------------|----------|----------------------|------------------------|-------|
| | | ANVERS | BRABANT FLAMAND | LIMBOURG | FLANDRE ORIENTALE | FLANDRE OCCIDENTALE | |
| LANDROVER 86 | | 1 | 2 | | 2 | 2 | 7 |
| LANDROVER 109 | | 3 | 1 | 2 | 2 | 1 | 9 |
| LAND ROVER 110 | 4 | 2 | 2 | | 5 | 2 | 11 |
| LAND ROVER 90 | | | | 1 | | | 1 |
| LAND ROVER DISCOVERY | 31 | 80 | 58 | 40 | 52 | 44 | 274 |
| LAND ROVER LH | 5 | 11 | 5 | 4 | 11 | 7 | 38 |
| LAND ROVER 90SW | | | | | | | |
| LANDROVER FREELANDER | 50 | 81 | 73 | 69 | 69 | 50 | 342 |
| LANDROVER DEFENDER | 3 | 2 | 2 | 1 | 6 | 3 | 14 |
| LEYLAND | 1 | 1 | 1 | 1 | | | 3 |
| LEYLAND COOPER | 2 | | | | | 1 | 1 |
| LEYLAND 1001 | 7 | 7 | 5 | 3 | 2 | 4 | 21 |
| LEYLAND 850 | | 1 | | 1 | 5 | 4 | 12 |
| LEYLAND 1100 | 2 | 1 | | | 1 | | 2 |
| LEYLAND MINI SP | 2 | 2 | | | | 3 | 5 |
| LEYLAND NOKE | | | | | | | |
| LEYLAND 400 | | 1 | | | | | 1 |
| LOTUS | | | 1 | | | | 1 |
| LOTUS ELAN | 3 | 3 | 1 | 1 | | 3 | 8 |
| LOTUS ELITE | | 1 | | | | | 1 |
| LOTUS EUROPE | | 1 | | | 2 | | 3 |
| LOTUS SEVEN | 1 | 1 | | 1 | 2 | | 4 |
| LOTUS ECLAT | | | | | 1 | | 1 |
| LOTUS ESPRIT | 3 | 2 | 3 | 4 | 4 | 1 | 14 |
| LOTUS EXCEL | | | | | | 2 | 2 |
| LOTUS ELISE | 4 | 11 | 4 | 3 | 7 | 4 | 29 |
| LOTUS ELISE 111S | | 1 | 1 | | | 2 | 4 |
| LOTUS EXIGE | | | 2 | | 1 | 1 | 4 |
| MARCOS GT | 1 | | | | | 1 | 1 |
| MARCOS MANTULA | | 1 | | | | | 1 |
| MARCOS MANTARA | | | 1 | | | | 1 |
| MG | 6 | 9 | 5 | 9 | 6 | 8 | 37 |
| MG 1600 | | | | | 1 | | 1 |
| MG MAGNETTE | | 1 | | | 1 | | 2 |
| MG MIDGET | 1 | 7 | 4 | 3 | 2 | 3 | 19 |
| MG B | 13 | 47 | 21 | 14 | 35 | 16 | 133 |
| MG C | | 1 | 1 | | 1 | | 3 |
| MG C GT | 1 | | | | | | |
| MG B GT | 5 | 1 | 1 | 1 | 3 | | 6 |
| MG A | | 3 | 4 | 2 | 3 | 6 | 18 |
| MG F | 22 | 40 | 17 | 33 | 26 | 20 | 136 |
| MG MGF | 1 | | | | | | |
| MG TS | | | | | | 2 | 2 |
| MORGAN | | 1 | | | 1 | | 2 |
| MORGAN 1600 | | 4 | | 1 | 2 | 2 | 9 |
| MORGAN TOURER | | 2 | | 1 | | | 3 |
| MORGAN PLUS 8 | 6 | 1 | 3 | | 1 | | 6 |
| MORGAN PLUS 4 | 2 | 1 | 1 | | | | 2 |
| MORGAN 1800 | 2 | | | | 2 | | 2 |
| MORGAN 2000 | | | | | | | |
| MORRIS | | 1 | 1 | | 3 | | 5 |
| MORRIS MINOR | 1 | 4 | 2 | | 3 | | 9 |
| MORRIS 850 | | 1 | | | | 1 | 2 |
| MORRIS 1100 | | | | | | 1 | 1 |
| MORRIS 1000 | | 2 | | 1 | 1 | | 4 |
| MORRIS CLUB 1000 | | | | | | | |
| MORRIS CLUB 1275 GT | | | | | | 1 | 1 |
| MORRIS MARINA 13 | | | | | | | |
| MORRIS MARINA GT | | | | | | | |
| MORRIS COOPER S | | | | | 1 | | 1 |
| MORRIS MINI | | 1 | 1 | | | | 2 |
| PANTHER J 72 | | | | | | | |
| PANTHER LIMA | | | | 1 | | | 1 |
| PANTHER KALLISTA | | | | | | 1 | 1 |
| PRINCESS 1800 | | | | | | | |
| RELIANT SCIMITAR | | 1 | | | | | 1 |
| RILEY | | | 1 | 1 | 3 | 1 | 6 |
| RILEY 472 | | | | | | | |
| ROLLS ROYCE | 4 | 2 | 3 | | 5 | 2 | 12 |
| ROLLS ROYCE SILVER | 6 | 4 | 4 | 2 | 3 | 2 | 15 |
| ROLLS ROYCE CORNICHE | 1 | | | 3 | | 1 | 4 |
| ROLLS ROYCE WRAITH | | | | | 1 | | 1 |
| ROLLS ROYCE FLYING S | | 1 | | | | | 1 |
| ROLLS - ROYCE SERAPH | | | | 1 | | | 1 |
| ROVER | 2 | 2 | 3 | | | | 5 |

**TABLEAU 1. - REPARTITION DES VOITURES D'OCCASION, MISES EN CIRCULATION
PAR REGION ET PROVINCE, ET SELON LE PAYS DE PROVENANCE
ET LA MARQUE - ANNEE 2001**

| PAYS DE PROVENANCE ET MARQUES | REGION WALLONNE | | | | | | LE ROYAUME |
|----------------------------------|-------------------|---------|-------|-----------------|-------|-------|---------------|
| | BRABANT WALLON | HAINAUT | LIEGE | LUXEM- BOURG | NAMUR | TOTAL | |
| LANDROVER 88 | | | | | 1 | 1 | 8 |
| LANDROVER 109 | | 2 | 3 | | 1 | 6 | 15 |
| LAND ROVER 110 | | | 1 | | 2 | 3 | 18 |
| LAND ROVER 90 | | 1 | | | | 1 | 2 |
| LAND ROVER DISCOVERY | 17 | 28 | 23 | 11 | 17 | 96 | 401 |
| LAND ROVER LH | 7 | 4 | 2 | 3 | 2 | 18 | 61 |
| LAND ROVER 90SW | | | | 1 | | 1 | 1 |
| LANDROVER FREELANDER | 26 | 32 | 52 | 9 | 20 | 139 | 531 |
| LANDROVER DEFENDER | 1 | | 1 | | | 2 | 19 |
| LEYLAND | | 3 | 1 | | | 4 | 8 |
| LEYLAND COOPER | | 1 | | | | 1 | 4 |
| LEYLAND 1001 | 1 | 4 | 4 | 1 | 1 | 11 | 39 |
| LEYLAND 850 | 1 | 2 | 1 | | | 4 | 16 |
| LEYLAND 1100 | | | | | | | 4 |
| LEYLAND MINI SP | 1 | 1 | 2 | | 1 | 5 | 12 |
| LEYLAND NOKE | | | 1 | | | 1 | 1 |
| LEYLAND 400 | | | | | | | 1 |
| LOTUS | | | 1 | | | 1 | 2 |
| LOTUS ELAN | | 1 | 2 | 1 | 2 | 6 | 17 |
| LOTUS ELITE | | | | | | | 1 |
| LOTUS EUROPE | | | | | | | 3 |
| LOTUS SEVEN | | | | | | | 5 |
| LOTUS ECLAT | | | | | | | 1 |
| LOTUS ESPRIT | 3 | 1 | 3 | 1 | 3 | 11 | 28 |
| LOTUS EXCEL | | 1 | | | | 1 | 3 |
| LOTUS ELISE | 4 | 5 | 4 | | 1 | 14 | 47 |
| LOTUS ELISE 111S | | | | | | | 4 |
| LOTUS EXIGE | | | 3 | | | 3 | 7 |
| MARCOS GT | | 1 | 1 | | | 2 | 4 |
| MARCOS MANTULA | | | | | | | 1 |
| MARCOS MANTARA | | | | | | | 1 |
| MG | 4 | 8 | 7 | 1 | 1 | 21 | 64 |
| MG 1600 | 1 | | 2 | | | 3 | 4 |
| MG MAGNETTE | | | | | | | 2 |
| MG MIDGET | 3 | | 2 | 1 | | 6 | 26 |
| MG B | 10 | 16 | 32 | 3 | 18 | 79 | 225 |
| MG C | | | | | | | 3 |
| MG C GT | | | | | | | 1 |
| MG B GT | 3 | 3 | 4 | | | 10 | 21 |
| MG A | 2 | 2 | 4 | | | 8 | 26 |
| MG F | 9 | 17 | 15 | 3 | 5 | 49 | 207 |
| MG MGF | | | | | | | 1 |
| MG TS | | 1 | | | | 1 | 3 |
| MORGAN | | 1 | | | | 1 | 3 |
| MORGAN 1600 | 2 | 1 | 2 | | 1 | 6 | 15 |
| MORGAN TOURER | | | | | | | 3 |
| MORGAN PLUS 8' | 1 | | | | | 1 | 12 |
| MORGAN PLUS 4 | | | 1 | | | 1 | 5 |
| MORGAN 1800 | | 1 | | 1 | | 2 | 6 |
| MORGAN 2000 | 1 | | | | | 1 | 1 |
| MORRIS | 1 | | | | | 1 | 6 |
| MORRIS MINOR | 2 | 1 | | | | 3 | 13 |
| MORRIS 850 | 1 | | 1 | | | 2 | 4 |
| MORRIS 1100 | | | | | | | 1 |
| MORRIS 1000 | | 1 | 1 | | | 2 | 6 |
| MORRIS CLUB 1000 | | | 1 | | | 1 | 1 |
| MORRIS CLUB 1275 GT | | | 1 | | | 1 | 2 |
| MORRIS MARINA 13 | | 1 | | | | 1 | 1 |
| MORRIS MARINA GT | | | 1 | | | 1 | 1 |
| MORRIS COOPER S | | | | | | | 1 |
| MORRIS MINI | | | | | | | 2 |
| PANTHER J 72 | | 1 | | | | 1 | 1 |
| PANTHER LIMA | | | | | | | 1 |
| PANTHER KALLISTA | 1 | | | | | 1 | 2 |
| PRINCESS 1800 | 1 | | | | | 1 | 1 |
| RELIANT SCIMITAR | | | | | | | 1 |
| RILEY | | 3 | | | | 3 | 9 |
| RILEY 472 | 1 | | | | | 1 | 1 |
| ROLLS ROYCE | | 1 | 2 | | | 3 | 19 |
| ROLLS ROYCE SILVER | 2 | 2 | 3 | | 1 | 8 | 29 |
| ROLLS ROYCE CORNICHE | | 2 | | | | 2 | 7 |
| ROLLS ROYCE WRAITH | | | | | | | 1 |
| ROLLS ROYCE FLYING S | | | | | | | 1 |
| ROLLS - ROYCE SERAPH | | | | | | | 1 |
| ROVER | 2 | 8 | | | | 10 | 17 |

**TABLEAU 1. - REPARTITION DES VOITURES D'OCCASION, MISES EN CIRCULATION
PAR REGION ET PROVINCE, ET SELON LE PAYS DE PROVENANCE
ET LA MARQUE - ANNEE 2001**

| PAYS DE PROVENANCE ET MARQUES | REGION BRUXEL- LOISE | REGION FLAMANDE | | | | | TOTAL |
|----------------------------------|----------------------------|-----------------|--------------------|----------|----------------------|------------------------|-------|
| | | ANVERS | BRABANT FLAMAND | LIMBOURG | FLANDRE ORIENTALE | FLANDRE OCCIDENTALE | |
| ROVER 75 | 49 | 167 | 77 | 45 | 120 | 55 | 464 |
| ROVER 100 | | | | | | | |
| ROVER 80 | | 1 | | | | | 1 |
| ROVER 3 | | | | | 1 | | 1 |
| ROVER 2000 | 1 | 1 | | | | 2 | 3 |
| ROVER 214 | 78 | 78 | 38 | 31 | 75 | 52 | 274 |
| ROVER 3500 S | | | 1 | | 1 | 3 | 5 |
| ROVER 2200 TC | | | | | | | |
| ROVER 2300 | | 1 | 1 | | | | 2 |
| ROVER 2600 S | | | | 1 | | | 1 |
| ROVER VANDENPLAS | | | | | 1 | | 1 |
| ROVER VITESSE | 1 | 1 | | | | | 1 |
| ROVER 213 | 19 | 33 | 8 | 10 | 19 | 20 | 90 |
| ROVER 216 | 57 | 63 | 46 | 24 | 56 | 29 | 218 |
| ROVER 820 | 36 | 44 | 26 | 17 | 46 | 25 | 158 |
| ROVER STERLING | | 2 | 2 | | 1 | 1 | 6 |
| ROVER 825 | 31 | 27 | 15 | 8 | 18 | 19 | 87 |
| ROVER 827 | 9 | 14 | 4 | 5 | 2 | 5 | 30 |
| ROVER 416 | 59 | 48 | 31 | 16 | 30 | 16 | 141 |
| ROVER MINI | 40 | 36 | 22 | 18 | 34 | 40 | 150 |
| ROVER MONTEGO | 13 | 14 | 9 | 6 | 8 | 5 | 42 |
| ROVER METRO | 5 | 3 | | 5 | 2 | 6 | 16 |
| ROVER 111 | 37 | 30 | 15 | 14 | 33 | 19 | 111 |
| ROVER 114 | 15 | 18 | 15 | 3 | 11 | 21 | 68 |
| ROVER 414 | 7 | 14 | 4 | 4 | 8 | 8 | 38 |
| ROVER 418 | 5 | 8 | 4 | 5 | 7 | 5 | 29 |
| ROVER 218 | 10 | 12 | 4 | 2 | 8 | 8 | 34 |
| ROVER 420 | 15 | 19 | 14 | 20 | 16 | 16 | 85 |
| ROVER 220 | 17 | 23 | 19 | 10 | 22 | 13 | 87 |
| ROVER 623 | 6 | 5 | | 3 | 6 | 5 | 19 |
| ROVER 620 | 95 | 103 | 62 | 78 | 73 | 58 | 374 |
| ROVER 115 | | | | | | 1 | 1 |
| ROVER 200 | 36 | 74 | 48 | 36 | 75 | 33 | 266 |
| ROVER 618 | 1 | 3 | | 1 | | 2 | 6 |
| ROVER 600 | 17 | 33 | 22 | 22 | 19 | 15 | 111 |
| ROVER RANGE | 17 | 30 | 13 | 13 | 18 | 9 | 83 |
| ROVER 400 | 12 | 17 | 17 | 12 | 17 | 11 | 74 |
| ROVER CABRIO | 2 | 4 | | 1 | 1 | 1 | 7 |
| ROVER TOURER | | | | 1 | 1 | | 2 |
| ROVER 800 | | 2 | 4 | 2 | | 1 | 9 |
| ROVER 25 | 22 | 20 | 24 | 5 | 32 | 16 | 97 |
| ROVER 45 | 9 | 8 | 10 | 6 | 22 | 6 | 52 |
| SINGER | | | | 1 | | | 1 |
| STANDARD | | | | | | 1 | 1 |
| SUNBEAM | | 3 | | | | | 3 |
| SUNBEAM ALPINE | | | 1 | | 1 | | 2 |
| SUNBEAM CHAMOIS | | | | | | | |
| SUNBEAM 1250 TC | 1 | | | | | | |
| SUNBEAM 1300 TC | | | | | | | |
| TALBOT 13 | | 1 | | | | | 1 |
| TALBOT LOTUS | | | | 1 | | | 1 |
| TRIUMPH | 5 | 6 | 5 | 1 | 5 | 7 | 24 |
| TRIUMPH TR 3 | 1 | 2 | 2 | 2 | 1 | 1 | 8 |
| TRIUMPH TR 4 | 1 | 2 | | | 2 | 2 | 6 |
| TRIUMPH HERALD | | | 1 | | 3 | 2 | 6 |
| TRIUMPH SPITFIRE | 7 | 27 | 9 | 14 | 23 | 20 | 93 |
| TRIUMPH TR 2 | 1 | | | | | 1 | 1 |
| TRIUMPH VITESSE | | | | | | 2 | 2 |
| TRIUMPH 2000 | | | | | | | |
| TRIUMPH 1300 | | | | | 1 | | 1 |
| TRIUMPH GT 6 | | | | 1 | | | 1 |
| TRIUMPH TR 5 | | | | 1 | | 1 | 2 |
| TRIUMPH 13/50 | 1 | | | 1 | | 1 | 2 |
| TRIUMPH 2500 | | | | | | | |
| TRIUMPH TR 6 | 2 | 13 | 4 | 9 | 9 | 2 | 37 |
| TRIUMPH TOLEDO | | | | | | | |
| TRIUMPH STAG | 3 | 7 | 4 | 3 | 1 | 3 | 18 |
| TRIUMPH DOLOMITE | | | | 1 | | 1 | 2 |
| TRIUMPH TR 7 | | 3 | | 1 | | 1 | 5 |
| TRIUMPH ACCLAIM | 1 | 1 | | | | 1 | 2 |
| TRIUMPH TR 8 | | 1 | | 1 | | | 2 |
| TVR 3000 S | | 1 | | | | | 1 |
| TVR TAIMAR | 1 | | | | | 1 | 1 |
| TVR400 | | 1 | | | | | 1 |
| TVR TASMIN | | | | | | | |

**TABLEAU 1. - REPARTITION DES VOITURES D'OCCASION, MISES EN CIRCULATION
PAR REGION ET PROVINCE, ET SELON LE PAYS DE PROVENANCE
ET LA MARQUE - ANNEE 2001**

| PAYS DE PROVENANCE ET MARQUES | REGION WALLONNE | | | | | TOTAL | LE ROYAUME |
|----------------------------------|-------------------|---------|-------|-----------------|-------|-------|---------------|
| | BRABANT WALLON | HAINAUT | LIEGE | LUXEM- BOURG | NAMUR | | |
| ROVER 75 | 14 | 16 | 21 | 4 | 10 | 65 | 578 |
| ROVER 100 | | | 1 | | | 1 | 1 |
| ROVER 80 | | | | | | | 1 |
| ROVER 3 | | | | | | | 1 |
| ROVER 2000 | 1 | | | | | 1 | 5 |
| ROVER 214 | 30 | 108 | 65 | 25 | 26 | 254 | 606 |
| ROVER 3500 S | 1 | | 1 | | | 2 | 7 |
| ROVER 2200 TC | | | 3 | | | 3 | 3 |
| ROVER 2300 | | 2 | 3 | | | 5 | 7 |
| ROVER 2600 S | | | | | 1 | 1 | 2 |
| ROVER VANDENPLAS | | | | | | | 1 |
| ROVER VITESSE | | 1 | 1 | | | 2 | 4 |
| ROVER 213 | 4 | 34 | 15 | | 6 | 59 | 168 |
| ROVER 216 | 14 | 45 | 38 | 25 | 12 | 134 | 409 |
| ROVER 820 | 3 | 34 | 21 | 6 | 7 | 71 | 265 |
| ROVER STERLING | | 1 | 2 | | | 3 | 9 |
| ROVER 825 | 3 | 12 | 6 | 5 | 2 | 28 | 146 |
| ROVER 827 | 2 | 1 | 1 | | 2 | 6 | 45 |
| ROVER 416 | 16 | 51 | 28 | 15 | 5 | 115 | 315 |
| ROVER MINI | 15 | 17 | 40 | 6 | 8 | 86 | 276 |
| ROVER MONTEGO | 5 | 13 | 6 | | 3 | 27 | 82 |
| ROVER METRO | 1 | 5 | | | 3 | 9 | 30 |
| ROVER 111 | 11 | 50 | 52 | 12 | 14 | 139 | 287 |
| ROVER 114 | 8 | 22 | 23 | 7 | 8 | 68 | 151 |
| ROVER 414 | 2 | 14 | 15 | 2 | 3 | 36 | 81 |
| ROVER 418 | 2 | 9 | 5 | 1 | 8 | 25 | 59 |
| ROVER 218 | 1 | 23 | 8 | 1 | 5 | 38 | 82 |
| ROVER 420 | 7 | 24 | 6 | 2 | 6 | 45 | 145 |
| ROVER 220 | 5 | 21 | 14 | 8 | 7 | 55 | 159 |
| ROVER 823 | 2 | 4 | 1 | 3 | 2 | 12 | 37 |
| ROVER 620 | 20 | 87 | 57 | 19 | 31 | 214 | 683 |
| ROVER 115 | | | 1 | | | 1 | 2 |
| ROVER 200 | 20 | 21 | 35 | 10 | 18 | 104 | 406 |
| ROVER 618 | | 2 | 1 | | | 3 | 10 |
| ROVER 600 | 5 | 14 | 16 | 2 | 6 | 43 | 171 |
| ROVER RANGE | 7 | 1 | 8 | 1 | 1 | 18 | 118 |
| ROVER 400 | 11 | 14 | 16 | 2 | 8 | 51 | 137 |
| ROVER CABRIO | | | | 1 | | 1 | 10 |
| ROVER TOURER | | | | | | | 2 |
| ROVER 800 | 1 | 2 | 1 | 1 | | 5 | 14 |
| ROVER 25 | 6 | 7 | 8 | 2 | 2 | 25 | 144 |
| ROVER 45 | 5 | 4 | 9 | 2 | 2 | 22 | 83 |
| SINGER | | | 2 | | | 2 | 3 |
| STANDARD | | | 1 | | | 1 | 2 |
| SUNBEAM | | | | | | | 3 |
| SUNBEAM ALPINE | | 1 | | | | 1 | 3 |
| SUNBEAM CHAMOIS | | | | | 1 | 1 | 1 |
| SUNBEAM 1250 TC | | | | | 1 | 1 | 2 |
| SUNBEAM 1300 TC | | 1 | | | | 1 | 1 |
| TALBOT 13 | | | 1 | 1 | | 2 | 3 |
| TALBOT LOTUS | | | | | | | 1 |
| TRIUMPH | 4 | 5 | 2 | | | 11 | 40 |
| TRIUMPH TR 3 | 2 | 2 | 3 | 1 | 1 | 9 | 18 |
| TRIUMPH TR 4 | 1 | 3 | 1 | | 1 | 6 | 13 |
| TRIUMPH HERALD | | | 1 | | | 1 | 7 |
| TRIUMPH SPITFIRE | 8 | 15 | 20 | 4 | 10 | 57 | 157 |
| TRIUMPH TR 2 | | | | | | | 2 |
| TRIUMPH VITESSE | | | 1 | 1 | | 2 | 4 |
| TRIUMPH 2000 | | 1 | | | | 1 | 1 |
| TRIUMPH 1300 | | | | | | | 1 |
| TRIUMPH GT 6 | | 1 | | | | 1 | 2 |
| TRIUMPH TR 5 | | 1 | | | | 1 | 3 |
| TRIUMPH 13/60 | | | 1 | | | 1 | 4 |
| TRIUMPH 2500 | | 1 | 1 | | | 2 | 2 |
| TRIUMPH TR 6 | 6 | 5 | 6 | 1 | 1 | 19 | 58 |
| TRIUMPH TOLEDO | | | 1 | | | 1 | 1 |
| TRIUMPH STAG | | 1 | 2 | 1 | 1 | 5 | 26 |
| TRIUMPH DOLOMITE | | | 2 | | | 2 | 4 |
| TRIUMPH TR 7 | | 1 | | | | 1 | 6 |
| TRIUMPH ACCLAIM | | 3 | | | | 3 | 6 |
| TRIUMPH TR 8 | | | | | | | 2 |
| TVR 3000 S | | | | | | | 1 |
| TVR TAIMAR | | | | | | | 2 |
| TVR400 | | | | | | | 1 |
| TVR TASMIN | 1 | | | | | 1 | 1 |

**TABLEAU 1. - REPARTITION DES VOITURES D'OCCASION, MISES EN CIRCULATION
PAR REGION ET PROVINCE, ET SELON LE PAYS DE PROVENANCE
ET LA MARQUE - ANNEE 2001**

| PAYS DE PROVENANCE ET MARQUES | REGION BRUXEL- LOISE | REGION FLAMANDE | | | | | TOTAL |
|----------------------------------|----------------------------|-----------------|--------------------|----------|---------------------------|-----------------------------|--------|
| | | ANVERS | BRABANT FLAMAND | LIMBOURG | FLANDRE ORIEN- TALE | FLANDRE OCCIDEN- TALE | |
| TVR 350 | 1 | | | | 1 | | 1 |
| TVR 290 | | 1 | | 1 | 1 | 1 | 4 |
| TVR430 | | | | | 2 | | 2 |
| TVR CHIMAERA | 5 | 3 | 2 | | 1 | | 6 |
| TVR CERBERA | 1 | 1 | 1 | | | | 2 |
| VAUXHALL | | 1 | 1 | | | | 2 |
| VAUXHALL VX 1800 | | 1 | | | | | 1 |
| VAUXHALL VIVA | | 1 | | | | | 1 |
| VAUXHALL VIVA 11S | | | 1 | | | | 1 |
| VAUXHALL VIVA 12 | | | 1 | | | 1 | 2 |
| VAUXHALL CHEVETTE | | | | | 1 | | 1 |
| VAUXHALL CAVALIER | 1 | 2 | 1 | | 1 | | 4 |
| VAUXHALL CARLTON | | | | | | 1 | 1 |
| VAUXHALL ASTRA | 1 | | 1 | | | 1 | 2 |
| VAUXHALL NOVA | 1 | | | | | | 1 |
| VAUXHALL TIGRA | | | | | 1 | | 1 |
| VAUXHALL CORSA | | 1 | | | | | 1 |
| VAUXHALL VECTRA | 1 | | 1 | | | | 1 |
| VAUXHALL FRONTERA | | | | | | | |
| VAUXHALL OMEGA | | | | | | | |
| VAUXHALL ZAFIRA | 2 | | | | | | |
| WOLSELEY | | | | | 2 | | 2 |
| WOLSELEY HORNET | | | 1 | | | | 1 |
| AUTRES | | | | | | | |
| TOTAL | 2 002 | 3 453 | 2 028 | 2 357 | 2 388 | 2 039 | 12 265 |
| SUEDE | | | | | | | |
| SAAB | 5 | | | | | | |
| SAAB 93 | | | | | | | |
| SAAB 95 | | | 1 | | | | 1 |
| SAAB SEDAN | 1 | 2 | 1 | | 2 | 1 | 6 |
| SAAB MONTE CARLO | 41 | 62 | 29 | 24 | 37 | 33 | 185 |
| SAAB 99 | 4 | 6 | 2 | 3 | 1 | 3 | 15 |
| SAAB 97 | | | | 1 | 1 | | 2 |
| SAAB TURBO | | 1 | 1 | 3 | 4 | | 9 |
| SAAB 900 | 230 | 363 | 184 | 109 | 204 | 153 | 1 013 |
| SAAB 90 | 2 | 7 | | 2 | 4 | 2 | 15 |
| SAAB 9000 | 148 | 232 | 109 | 73 | 92 | 87 | 593 |
| SAAB 9-3 | 60 | 118 | 67 | 28 | 59 | 51 | 323 |
| VOLVO | 8 | 12 | 6 | 3 | 5 | 4 | 30 |
| VOLVO P 1100 | 1 | 1 | | 1 | | | 2 |
| VOLVO P 1200 | 2 | | 2 | | 1 | 2 | 5 |
| VOLVO P 1300 | 3 | 11 | 7 | 5 | 10 | 7 | 40 |
| VOLVO P 1800 | 3 | | 2 | | 1 | 2 | 5 |
| VOLVO SW 2200 | | 2 | 1 | | 1 | | 4 |
| VOLVO 144 | 3 | 1 | 3 | 2 | 3 | 2 | 11 |
| VOLVO 142 | | 1 | 1 | 2 | 1 | 3 | 8 |
| VOLVO 145 | | | | | | | |
| VOLVO 164 | | | 2 | | | | 2 |
| VOLVO 1800 ES | | 1 | | | 2 | | 3 |
| VOLVO 242 | 1 | 4 | 1 | 2 | | 1 | 8 |
| VOLVO 244 | 3 | 12 | 7 | 4 | 9 | 6 | 38 |
| VOLVO 245 | 2 | 6 | 4 | | 3 | 1 | 14 |
| VOLVO 264 | | | | 1 | | | 1 |
| VOLVO 262 | | 1 | | | | | 1 |
| VOLVO 265 | | | 1 | | | | 1 |
| VOLVO 760 | 8 | 16 | 13 | 6 | 10 | 8 | 53 |
| VOLVO 360 | 13 | 16 | 4 | 10 | 6 | 5 | 41 |
| VOLVO 740 | 129 | 252 | 111 | 107 | 190 | 113 | 773 |
| VOLVO 340 | 141 | 224 | 109 | 119 | 199 | 136 | 787 |
| VOLVO 240 | 55 | 93 | 60 | 27 | 80 | 55 | 315 |
| VOLVO 480 | 57 | 49 | 39 | 21 | 56 | 39 | 204 |
| VOLVO 780 | | 3 | | 1 | 1 | 1 | 6 |
| VOLVO 440 | 213 | 262 | 176 | 128 | 333 | 210 | 1 109 |
| VOLVO 460 | 122 | 178 | 130 | 119 | 206 | 146 | 779 |
| VOLVO 940 | 75 | 141 | 83 | 76 | 121 | 89 | 510 |
| VOLVO 960 | 13 | 27 | 15 | 9 | 19 | 12 | 82 |
| VOLVO 850 | 95 | 202 | 122 | 86 | 166 | 104 | 680 |
| VOLVO V 40 | 212 | 550 | 350 | 286 | 517 | 382 | 2 085 |
| VOLVO S 40 | 120 | 267 | 154 | 189 | 248 | 191 | 1 049 |
| VOLVO V 70 | 107 | 172 | 118 | 55 | 166 | 82 | 593 |
| VOLVO S 70 | 29 | 60 | 45 | 27 | 63 | 30 | 225 |

**TABLEAU 1. - REPARTITION DES VOITURES D'OCCASION, MISES EN CIRCULATION
PAR REGION ET PROVINCE, ET SELON LE PAYS DE PROVENANCE
ET LA MARQUE - ANNEE 2001**

| PAYS DE PROVENANCE ET MARQUES | REGION WALLONNE | | | | | TOTAL | LE ROYAUME |
|----------------------------------|-------------------|--------------|--------------|-----------------|------------|--------------|---------------|
| | BRABANT WALLON | HAINAUT | LIEGE | LUXEM- BOURG | NAMUR | | |
| TVR 350 | | | | | | | 2 |
| TVR 290 | | | 1 | | 1 | 2 | 6 |
| TVR430 | | | | | | | 2 |
| TVR CHIMAERA | 1 | | | | 1 | 2 | 13 |
| TVR CERBERA | | | | | | | 3 |
| VAUXHALL | | 10 | | | | 10 | 12 |
| VAUXHALL VX 1800 | | | 1 | | | 1 | 2 |
| VAUXHALL VIVA | | | 1 | | 1 | 2 | 3 |
| VAUXHALL VIVA 11S | | | | | | | 1 |
| VAUXHALL VIVA 12 | | | 1 | | | 1 | 3 |
| VAUXHALL CHEVETTE | | | | | | | 1 |
| VAUXHALL CAVALIER | | 2 | | | | 2 | 7 |
| VAUXHALL CARLTON | | | | | | | 1 |
| VAUXHALL ASTRA | | 6 | | | | 6 | 9 |
| VAUXHALL NOVA | | | | | | | 1 |
| VAUXHALL TIGRA | | 2 | | | | 2 | 3 |
| VAUXHALL CORSA | | 1 | | | | 1 | 2 |
| VAUXHALL VECTRA | | 7 | | 1 | | 8 | 10 |
| VAUXHALL FRONTERA | | 2 | | | | 2 | 2 |
| VAUXHALL OMEGA | | 1 | 1 | | | 2 | 2 |
| VAUXHALL ZAFIRA | | 6 | | | | 6 | 8 |
| WOLSELEY | | | | | | | 2 |
| WOLSELEY HORNET | | | | | | | 1 |
| AUTRES | | | 1 | 1 | | 2 | 2 |
| TOTAL | 735 | 2 049 | 1 664 | 459 | 673 | 5 600 | 19 867 |
| SUEDE | | | | | | | |
| SAAB | | 6 | 1 | | | 7 | 12 |
| SAAB 93 | | 3 | | | | 3 | 3 |
| SAAB 95 | 1 | 7 | | | | 8 | 9 |
| SAAB SEDAN | | | | | 1 | 1 | 8 |
| SAAB MONTE CARLO | 12 | 17 | 5 | 8 | 1 | 43 | 269 |
| SAAB 99 | | 2 | | | | 2 | 21 |
| SAAB 97 | | | | 1 | | 1 | 3 |
| SAAB TURBO | | 1 | | | | 1 | 10 |
| SAAB 900 | 66 | 117 | 67 | 16 | 51 | 317 | 1 560 |
| SAAB 90 | | 1 | | | 2 | 3 | 20 |
| SAAB 9000 | 58 | 95 | 70 | 21 | 21 | 265 | 1 006 |
| SAAB 9-3 | 23 | 23 | 15 | 10 | 9 | 80 | 463 |
| VOLVO | 1 | 34 | 7 | | | 42 | 80 |
| VOLVO P 1100 | 1 | | | | | 1 | 4 |
| VOLVO P 1200 | 1 | 2 | | | 1 | 4 | 11 |
| VOLVO P 1300 | 2 | 7 | 4 | | 3 | 16 | 59 |
| VOLVO P 1800 | | 1 | 2 | | | 3 | 11 |
| VOLVO SW 2200 | | | | | | | 4 |
| VOLVO 144 | | 2 | 4 | | 1 | 7 | 21 |
| VOLVO 142 | 1 | 1 | 4 | | 1 | 7 | 15 |
| VOLVO 145 | 1 | | | | | 1 | 1 |
| VOLVO 164 | | | 1 | | | 1 | 3 |
| VOLVO 1800 ES | | | | | | | 3 |
| VOLVO 242 | | 1 | | | | 1 | 10 |
| VOLVO 244 | | 8 | 6 | | 2 | 16 | 57 |
| VOLVO 245 | | 1 | 1 | 1 | | 3 | 19 |
| VOLVO 264 | | 1 | | | | 1 | 2 |
| VOLVO 262 | | 1 | | | | 1 | 2 |
| VOLVO 265 | | | | | | | 1 |
| VOLVO 760 | 4 | 3 | 2 | | 2 | 11 | 72 |
| VOLVO 360 | | 13 | 3 | 3 | 1 | 20 | 74 |
| VOLVO 740 | 34 | 116 | 65 | 27 | 26 | 268 | 1 170 |
| VOLVO 340 | 45 | 166 | 113 | 30 | 42 | 396 | 1 324 |
| VOLVO 240 | 13 | 38 | 23 | 13 | 20 | 107 | 477 |
| VOLVO 480 | 12 | 31 | 21 | 7 | 12 | 83 | 344 |
| VOLVO 780 | | | | | | | 6 |
| VOLVO 440 | 64 | 197 | 118 | 45 | 70 | 494 | 1 816 |
| VOLVO 460 | 38 | 131 | 69 | 34 | 63 | 335 | 1 236 |
| VOLVO 940 | 20 | 64 | 28 | 12 | 23 | 147 | 732 |
| VOLVO 960 | 8 | 13 | 3 | 2 | 7 | 33 | 128 |
| VOLVO 850 | 35 | 95 | 30 | 13 | 35 | 208 | 983 |
| VOLVO V 40 | 82 | 179 | 145 | 56 | 81 | 543 | 2 840 |
| VOLVO S 40 | 37 | 89 | 79 | 33 | 57 | 295 | 1 464 |
| VOLVO V 70 | 41 | 58 | 31 | 14 | 18 | 162 | 862 |
| VOLVO S 70 | 12 | 30 | 9 | 3 | 11 | 65 | 319 |

**TABLEAU 1. - REPARTITION DES VOITURES D'OCCASION, MISES EN CIRCULATION
PAR REGION ET PROVINCE, ET SELON LE PAYS DE PROVENANCE
ET LA MARQUE - ANNEE 2001**

| PAYS DE PROVENANCE ET MARQUES | REGION BRUXEL- LOISE | REGION FLAMANDE | | | | | TOTAL |
|----------------------------------|----------------------------|-----------------|--------------------|--------------|---------------------------|-----------------------------|---------------|
| | | ANVERS | BRABANT FLAMAND | LIMBOURG | FLANDRE ORIEN- TALE | FLANDRE OCCIDEN- TALE | |
| VOLVO V 90 | 1 | 1 | | | | | 1 |
| VOLVO S 90 | 2 | 3 | | 2 | 2 | 2 | 9 |
| VOLVO C70 | 14 | 26 | 14 | 11 | 13 | 19 | 83 |
| VOLVO S80 | 38 | 62 | 28 | 23 | 51 | 41 | 205 |
| VOLVO S 60 | 14 | 1 | 7 | 2 | 11 | 5 | 26 |
| VOLVO FL614 | | 1 | | | | | 1 |
| TOTAL | 1 975 | 3 449 | 2 009 | 1 567 | 2 898 | 2 028 | 11 951 |
| REPUBLIQUE TCHEQUE | | | | | | | |
| SKODA | | | 1 | | | 1 | 2 |
| SKODA OCTAVIA | 43 | 86 | 44 | 25 | 53 | 63 | 271 |
| SKODA FELICIA | 51 | 106 | 45 | 40 | 59 | 63 | 313 |
| SKODA RAPID | | | 2 | | | | 2 |
| SKODA FAVORIT | 30 | 56 | 22 | 16 | 36 | 35 | 165 |
| SKODA 130 | | | | | 1 | | 1 |
| SKODA FORMAN | 6 | 14 | 6 | 5 | 11 | 8 | 44 |
| SKODA FABIA | 34 | 52 | 31 | 17 | 31 | 24 | 155 |
| TATRA | | | 1 | | | | 1 |
| TOTAL | 164 | 314 | 152 | 103 | 191 | 194 | 954 |
| U.S.A. | | | | | | | |
| BUICK | 4 | 4 | 6 | 1 | 5 | 3 | 19 |
| BUICK APOLLO | | | | | | | |
| BUICK SKYLARK | 4 | 3 | 2 | 5 | 3 | 1 | 14 |
| BUICK WILDCAT | | 1 | | | | | 1 |
| BUICK LE SABRE | | 1 | 3 | | 2 | | 6 |
| BUICK CENTURY | | 3 | 1 | | 1 | 1 | 6 |
| BUICK SPECIAL | | 3 | 1 | | | 1 | 5 |
| BUICK ELECTRA | | | | | | | |
| BUICK RIVIERA | 1 | 1 | 1 | | | 1 | 3 |
| BUICK INVICITA | | | 1 | | 1 | | 2 |
| BUICK REGAL | 9 | 17 | 9 | 5 | 16 | 10 | 57 |
| BUICK PARK AVENUE | 4 | 6 | 6 | 2 | 4 | 5 | 23 |
| BUICK REATTA | | 1 | | | | | 1 |
| BUICK SUPERIOR | | 1 | | | | | 1 |
| CADILLAC | 3 | 10 | 5 | 10 | 12 | 4 | 41 |
| CADILLAC BROUGHAM | 2 | 2 | | | 2 | 1 | 5 |
| CADILLAC FLEETWOOD | 1 | 7 | 2 | 1 | 3 | 1 | 14 |
| CADILLAC DE VILLE | | 4 | 1 | 2 | 6 | 2 | 15 |
| CADILLAC ELDORADO | | 5 | 3 | 3 | 8 | 6 | 25 |
| CADILLAC SEVILLE | 4 | 5 | 2 | 1 | 8 | 3 | 19 |
| CADILLAC ALLANTE | | | | 2 | | | 2 |
| CADILLAC SEDAN | | | | | | 1 | 1 |
| CADILLAC SUPERIOR | | | | | | | |
| CHEVROLET | 20 | 46 | 17 | 18 | 16 | 13 | 110 |
| CHEVROLET CHEVY | 1 | | 1 | | | | 1 |
| CHEVROLET CORVAIR | | | | 1 | | | 1 |
| CHEVROLET MONZA | | | | 1 | 1 | | 2 |
| CHEVROLET BEL AIR | | 1 | | | | 1 | 2 |
| CHEVROLET IMPALA | | 3 | 1 | 5 | 5 | 2 | 16 |
| CHEVROLET CORVETTE | 7 | 24 | 13 | 20 | 16 | 19 | 92 |
| CHEVROLET BISCAY | | | | | | | |
| CHEVROLET CITATION | | | | | | 1 | 1 |
| CHEVROLET CHEVELLE | 1 | 1 | 1 | | 1 | | 3 |
| CHEVROLET MALIBU | | 2 | | | 2 | 2 | 6 |
| CHEVROLET ASTRO | | | | | | | |
| CHEVROLET CAPRICE | 4 | 11 | 3 | 6 | 7 | 4 | 31 |
| CHEVROLET CAMARO | 3 | 6 | 7 | 4 | 5 | 5 | 27 |
| CHEVROLET MONTE CARLO | 1 | 1 | | 2 | 1 | 2 | 6 |
| CHEVROLET VEGA | | | 1 | | | | 1 |
| CHEVROLET BLAZER | 6 | 3 | 1 | | 4 | | 8 |
| CHEVROLET SUBURBA | 1 | | | | | | |
| CHEVROLET CELEBRI | 2 | 2 | 1 | | 5 | 3 | 11 |
| CHEVROLET CAVALIER | 2 | 1 | | | | | 1 |
| CHEVROLET BERETTA | 34 | 57 | 37 | 22 | 40 | 30 | 186 |
| CHEVROLET CORSICA | 18 | 37 | 13 | 10 | 32 | 28 | 120 |
| CHEVROLET LUMINA | 1 | 9 | 4 | 1 | 6 | 5 | 25 |
| CHEVROLET GEOMETRO | | 1 | 1 | | 1 | | 3 |
| CHEVROLET TRANSPORTER | 2 | 4 | 2 | | | 2 | 8 |

**TABEAU 1. - REPARTITION DES VOITURES D'OCCASION, MISES EN CIRCULATION
PAR REGION ET PROVINCE, ET SELON LE PAYS DE PROVENANCE
ET LA MARQUE - ANNEE 2001**

| PAYS DE PROVENANCE ET MARQUES | REGION WALLONNE | | | | | | LE ROYAUME |
|----------------------------------|-------------------|--------------|------------|-----------------|------------|--------------|---------------|
| | BRABANT WALLON | HAINAUT | LIEGE | LUXEM- BOURG | NAMUR | TOTAL | |
| VOLVO V 90 | | | | | 1 | 1 | 3 |
| VOLVO S 90 | | 1 | 1 | | | 2 | 13 |
| VOLVO C70 | 3 | 3 | 3 | | 1 | 10 | 107 |
| VOLVO S80 | 7 | 15 | 12 | 4 | 4 | 42 | 265 |
| VOLVO S 60 | | 7 | 2 | | 3 | 12 | 52 |
| VOLVO FL614 | | | | | | | 1 |
| TOTAL | 622 | 1 580 | 944 | 353 | 570 | 4 069 | 17 995 |
| REPUBLIQUE TCHEQUE | | | | | | | |
| SKODA | | 1 | | | | 1 | 3 |
| SKODA OCTAVIA | 22 | 104 | 83 | 33 | 33 | 275 | 589 |
| SKODA FELICIA | 39 | 186 | 128 | 23 | 43 | 419 | 783 |
| SKODA RAPID | 1 | 2 | 2 | | | 5 | 7 |
| SKODA FAVORIT | 6 | 122 | 49 | 9 | 29 | 215 | 410 |
| SKODA 130 | | 1 | | | | 1 | 2 |
| SKODA FORMAN | 6 | 38 | 15 | 4 | 6 | 69 | 119 |
| SKODA FABIA | 14 | 45 | 53 | 13 | 16 | 141 | 330 |
| TATRA | | | | | | | 1 |
| TOTAL | 88 | 499 | 330 | 82 | 127 | 1 126 | 2 244 |
| U.S.A. | | | | | | | |
| BUICK | 1 | 4 | | | 3 | 8 | 31 |
| BUICK APOLLO | | 1 | | | | 1 | 1 |
| BUICK SKYLARK | | 2 | | | | 2 | 20 |
| BUICK WILDCAT | | | | | | | 1 |
| BUICK LE SABRE | 2 | 1 | | | 1 | 4 | 10 |
| BUICK CENTURY | | 4 | 2 | | | 6 | 12 |
| BUICK SPECIAL | | | | | | | 5 |
| BUICK ELECTRA | | 2 | | | | 2 | 2 |
| BUICK RIVIERA | 1 | 1 | | | | 2 | 6 |
| BUICK INVICITA | | | 1 | | | 1 | 3 |
| BUICK REGAL | 9 | 12 | 9 | 1 | 8 | 39 | 105 |
| BUICK PARK AVENUE | 1 | 3 | 1 | | | 5 | 32 |
| BUICK REATTA | | | | | | | 1 |
| BUICK SUPERIOR | | | | | | | 1 |
| CADILLAC | 2 | 11 | 1 | | 1 | 15 | 59 |
| CADILLAC BROUGHAM | | 2 | | | | 2 | 9 |
| CADILLAC FLEETWOOD | | | 2 | | 1 | 3 | 18 |
| CADILLAC DE VILLE | | 2 | | | | 2 | 17 |
| CADILLAC ELDORADO | | 1 | 1 | | 1 | 3 | 28 |
| CADILLAC SEVILLE | 1 | 1 | 1 | 1 | 3 | 7 | 30 |
| CADILLAC ALLANTE | | | | | | | 2 |
| CADILLAC SEDAN | | | | | | | 1 |
| CADILLAC SUPERIOR | 1 | | | | | 1 | 1 |
| CHEVROLET | 1 | 43 | 13 | 3 | 1 | 61 | 191 |
| CHEVROLET CHEVY | | | | | | | 2 |
| CHEVROLET CORVAIR | | 1 | | | | 1 | 2 |
| CHEVROLET MONZA | | | 1 | 1 | | 2 | 4 |
| CHEVROLET BEL AIR | 1 | 1 | 1 | | | 3 | 5 |
| CHEVROLET IMPALA | 1 | 5 | 4 | | 1 | 11 | 27 |
| CHEVROLET CORVETTE | 1 | 9 | 8 | 1 | 3 | 22 | 121 |
| CHEVROLET BISCAY | | | | 1 | | 1 | 1 |
| CHEVROLET CITATION | | | | | | | 1 |
| CHEVROLET CHEVELLE | | 3 | 1 | | | 4 | 8 |
| CHEVROLET MALIBU | | 6 | 1 | | | 7 | 13 |
| CHEVROLET ASTRO | | 2 | | | | 2 | 2 |
| CHEVROLET CAPRICE | 2 | 6 | 4 | | | 12 | 47 |
| CHEVROLET CAMARO | 4 | 5 | 4 | 1 | 1 | 15 | 45 |
| CHEVROLET MONTE CARLO | | 1 | | | 1 | 2 | 9 |
| CHEVROLET VEGA | | | | | | | 1 |
| CHEVROLET BLAZER | | 5 | | 1 | | 6 | 20 |
| CHEVROLET SUBURBA | | 1 | | | | 1 | 2 |
| CHEVROLET CELEBRI | 1 | 2 | 3 | | | 6 | 19 |
| CHEVROLET CAVALIER | | 8 | 1 | | | 9 | 12 |
| CHEVROLET BERETTA | 5 | 45 | 23 | 2 | 15 | 90 | 310 |
| CHEVROLET CORSICA | 3 | 37 | 14 | 2 | 10 | 66 | 204 |
| CHEVROLET LUMINA | 2 | 3 | 1 | | 2 | 8 | 34 |
| CHEVROLET GEOMETRO | | 2 | | | | 2 | 5 |
| CHEVROLET TRANSPORTER | | 1 | | | 1 | 2 | 12 |

**TABLEAU 1. - REPARTITION DES VOITURES D'OCCASION, MISES EN CIRCULATION
PAR REGION ET PROVINCE, ET SELON LE PAYS DE PROVENANCE
ET LA MARQUE - ANNEE 2001**

| PAYS DE PROVENANCE ET MARQUES | REGION BRUXEL- LOISE | REGION FLAMANDE | | | | | TOTAL |
|----------------------------------|----------------------------|-----------------|--------------------|----------|----------------------|------------------------|-------|
| | | ANVERS | BRABANT FLAMAND | LIMBOURG | FLANDRE ORIENTALE | FLANDRE OCCIDENTALE | |
| CHEVROLET ALERO | 1 | 4 | 3 | 2 | 3 | 2 | 14 |
| CHEVROLET VENTURE | 2 | | | | | | |
| CHEVROLET TAHOE | 1 | 4 | 3 | 1 | | 1 | 9 |
| CHEVROLET VAN 20 | | 1 | 3 | 3 | 1 | | 8 |
| CHEVROLET 1500 | | 1 | | | | | 1 |
| CHEVROLET EL CAMINO | | 1 | | | | | 1 |
| CHEVROLET CG21305 | | | | 2 | 1 | | 3 |
| CHEVROLET P37 | | | | 1 | | | 1 |
| CHEVROLET VAN | | | 1 | 1 | | | 2 |
| CHEVROLET P30 | | | | | | | |
| CHEVROLET CG 21405 | | | | 1 | | | 1 |
| CHEVROLET SUPERIOR | 1 | | 1 | | | | 1 |
| CHEVROLET STARLINE | | | | | | 1 | 1 |
| CHEVROLET CP32032 | | | | 1 | | | 1 |
| CHRYSLER | 9 | 3 | 8 | 1 | | | 12 |
| CHRYSLER TOWN & C | 1 | 1 | | | 1 | | 2 |
| CHRYSLER NEW YORK | 1 | 2 | 3 | | 1 | 3 | 9 |
| CHRYSLER NEW PORT | | | | 1 | | | 1 |
| CHRYSLER SARATOGA | 8 | 6 | 3 | 5 | 7 | 7 | 28 |
| CHRYSLER LE BARON | 21 | 29 | 22 | 21 | 24 | 15 | 111 |
| CHRYSLER VOYAGER | 230 | 213 | 127 | 105 | 175 | 123 | 743 |
| CHRYSLER DAYTONA | 2 | 4 | 2 | 1 | | 2 | 9 |
| CHRYSLER GTS | | 4 | 3 | 2 | 4 | 1 | 14 |
| CHRYSLER ES | 2 | 8 | | 4 | 5 | 1 | 18 |
| CHRYSLER GST2 | 4 | 2 | 3 | | 2 | 4 | 11 |
| CHRYSLER VOYAGER | 97 | 97 | 52 | 48 | 70 | 64 | 331 |
| CHRYSLER VIPER | 2 | 1 | | | | | 1 |
| CHRYSLER VISION | 1 | 1 | | 1 | | 1 | 3 |
| CHRYSLER GVOYAGER RG | 1 | 2 | 2 | | 1 | | 5 |
| CHRYSLER VOYAGER RG | 6 | 2 | 4 | | | 1 | 7 |
| CHRYSLER | 30 | 33 | 28 | 20 | 27 | 19 | 127 |
| CHRYSLER TOWN | | | 1 | | | | 1 |
| CHRYSLER STRATUS | 34 | 57 | 29 | 29 | 46 | 23 | 184 |
| CHRYSLER SEBRING | 1 | | 3 | 2 | 1 | 1 | 7 |
| CHRYSLER 300M | 7 | 13 | 8 | 1 | 10 | 7 | 39 |
| CHRYSLER PT CRUISER | 11 | 22 | 7 | 6 | 5 | 12 | 52 |
| DE SOTO | | | | | | | |
| DODGE | 8 | 17 | 10 | 7 | 6 | 6 | 46 |
| DODGE DART 270 | | | | | 1 | | 1 |
| DODGE DART GT | | | | | 1 | | 1 |
| DODGE CHARGER | | 1 | | | | | 1 |
| DODGE DART | | 2 | | | | 2 | 4 |
| DODGE CORONET 500 | | 1 | 1 | | | | 2 |
| DODGE CHALLENGER | 1 | | 2 | | 2 | | 4 |
| DODGE 600 | | | 1 | | | | 1 |
| DODGE CARAVAN | 7 | 6 | 8 | 1 | 4 | 3 | 22 |
| DODGE SHADOW | | | | | | | |
| DODGE STEALTH | | 1 | 1 | 1 | 1 | 2 | 6 |
| DODGE ES | | | | | | | |
| DODGE RAM | 1 | 1 | | 1 | | | 2 |
| DODGE SPIRIT | | 1 | | | | | 1 |
| DODGE GRAND CARAVAN | 2 | | 1 | | | | 1 |
| DODGE STRATUS | | | | | 1 | | 1 |
| DODGE NEON | 1 | | 1 | | | | 1 |
| DODGE DURANGO | | | 1 | | | | 1 |
| DODGE | | | | | | | |
| DODGE DYNASTY | | | | | | | |
| DODGE W200 | | | | | | 1 | 1 |
| DODGE DAKOTA | | | | | | | |
| FORD CAPRI | | | 1 | | | | 1 |
| FORD FAIRLANE 500 | | | 2 | | 1 | 1 | 4 |
| FORD GALAXIE | | | 1 | 5 | 3 | 1 | 10 |
| FORD THUNDERBIRD | 1 | | 2 | 2 | | 2 | 6 |
| FORD MUSTANG | 9 | 19 | 18 | 17 | 16 | 17 | 87 |
| FORD AEROSTAR | 3 | | 2 | | | | 2 |
| FORD COUNTRY | | | | | | | |
| FORD MAINLINE | | | | | 1 | | 1 |
| FORD BRONCO | | | | | | | |
| FORD GT500 | | | | | | | |
| FORD LTD | | | | 1 | | 1 | 2 |
| FORD TORINO | | 1 | | | | | 1 |
| FORD MAVERICK | 11 | 14 | 8 | 10 | 7 | 1 | 40 |
| FORD FAIRMONT | | 2 | | | | | 2 |
| FORD A | 1 | 1 | | | 1 | | 2 |
| FORD EXPLODER | | | 1 | | | | 1 |

**TABLEAU 1. - REPARTITION DES VOITURES D'OCCASION, MISES EN CIRCULATION
PAR REGION ET PROVINCE, ET SELON LE PAYS DE PROVENANCE
ET LA MARQUE - ANNEE 2001**

| PAYS DE PROVENANCE ET MARQUES | REGION WALLONNE | | | | | | LE ROYAUME |
|----------------------------------|-------------------|---------|-------|-----------------|-------|-------|---------------|
| | BRABANT WALLON | HAINAUT | LIEGE | LUXEM- BOURG | NAMUR | TOTAL | |
| CHEVROLET ALERO | 2 | 5 | 2 | | | 9 | 24 |
| CHEVROLET VENTURE | | 4 | | | | 4 | 6 |
| CHEVROLET TAHOE | | 3 | 2 | | | 5 | 15 |
| CHEVROLET VAN 20 | | 1 | 2 | | | 3 | 11 |
| CHEVROLET 1500 | | | | | | | 1 |
| CHEVROLET EL CAMINO | | | | | | | 1 |
| CHEVROLET CG21305 | | | | | | | 3 |
| CHEVROLET P37 | | | | | | | 1 |
| CHEVROLET VAN | | | | 1 | | 1 | 3 |
| CHEVROLET P30 | | | 1 | | | 1 | 1 |
| CHEVROLET CG 21405 | | | | | | | 1 |
| CHEVROLET SUPERIOR | | | | | | | 2 |
| CHEVROLET STARLINE | | | | | | | 1 |
| CHEVROLET CP32032 | | | | | | | 1 |
| CHRYSLER | 1 | 24 | | | | 25 | 46 |
| CHRYSLER TOWN & C | | 1 | | | | 1 | 4 |
| CHRYSLER NEW YORK | | 1 | 1 | | | 2 | 12 |
| CHRYSLER NEW PORT | | | | | | | 1 |
| CHRYSLER SARATOGA | | 11 | 5 | 2 | 5 | 23 | 59 |
| CHRYSLER LE BARON | 6 | 17 | 15 | | 1 | 39 | 171 |
| CHRYSLER VOYAGER | 56 | 196 | 92 | 18 | 49 | 410 | 1 383 |
| CHRYSLER DAYTONA | 1 | 3 | 3 | | 3 | 10 | 21 |
| CHRYSLER GTS | 1 | 3 | 3 | | 1 | 8 | 22 |
| CHRYSLER ES | 1 | 2 | 5 | | 1 | 9 | 29 |
| CHRYSLER GST2 | | 4 | | | 2 | 6 | 21 |
| CHRYSLER VOYAGER | 17 | 52 | 21 | 6 | 18 | 114 | 542 |
| CHRYSLER VIPER | | | 1 | | | 1 | 4 |
| CHRYSLER VISION | 2 | 1 | | | | 3 | 7 |
| CHRYSLER GVOYAGER RG | | | | | | | 6 |
| CHRYSLER VOYAGER RG | 1 | | | | | 1 | 14 |
| CHRYSLER | 6 | 25 | 19 | 2 | 7 | 59 | 216 |
| CHRYSLER TOWN | | 1 | | | | 1 | 2 |
| CHRYSLER STRATUS | 9 | 18 | 18 | 3 | 5 | 53 | 271 |
| CHRYSLER SEBRING | | 1 | | | | 1 | 9 |
| CHRYSLER 300M | 2 | 4 | 3 | 1 | 1 | 11 | 57 |
| CHRYSLER PT CRUISER | 3 | 5 | 2 | | 2 | 12 | 75 |
| DE SOTO | | 1 | 1 | | | 2 | 2 |
| DODGE | 6 | 24 | 4 | 2 | 4 | 40 | 94 |
| DODGE DART 270 | | | | | | | 1 |
| DODGE DART GT | | | | 1 | | 1 | 2 |
| DODGE CHARGER | | 1 | | | | 1 | 2 |
| DODGE DART | | | | | | | 4 |
| DODGE CORONET 500 | | | | | | | 2 |
| DODGE CHALLENGER | | | | | | | 5 |
| DODGE 600 | | | | | | | 1 |
| DODGE CARAVAN | 2 | 24 | 2 | | | 28 | 57 |
| DODGE SHADOW | | 2 | | | | 2 | 2 |
| DODGE STEALTH | | | | | | | 6 |
| DODGE ES | | 1 | | | | 1 | 1 |
| DODGE RAM | | | | | | | 3 |
| DODGE SPIRIT | | | | | | | 1 |
| DODGE GRAND CARAVAN | | 2 | 1 | | | 3 | 6 |
| DODGE STRATUS | 1 | 3 | | | | 4 | 5 |
| DODGE NEON | | 2 | | | | 2 | 4 |
| DODGE DURANGO | | 10 | | | | 10 | 11 |
| DODGE | | 1 | | | | 1 | 1 |
| DODGE DYNASTY | | 2 | | | 1 | 3 | 3 |
| DODGE W200 | | | | | | | 1 |
| DODGE DAKOTA | | 1 | | | | 1 | 1 |
| FORD CAPRI | | | | | | | 1 |
| FORD FAIRLANE 500 | 1 | | 1 | | | 2 | 6 |
| FORD GALAXIE | 1 | 1 | | | | 2 | 12 |
| FORD THUNDERBIRD | 1 | | | | | 1 | 8 |
| FORD MUSTANG | 5 | 16 | 12 | 1 | 4 | 38 | 134 |
| FORD AEROSTAR | | 2 | | | | 2 | 7 |
| FORD COUNTRY | | | | 1 | | 1 | 1 |
| FORD MAINLINE | | | | | | | 1 |
| FORD BRONCO | | 1 | | | | 1 | 1 |
| FORD GT500 | | 6 | 1 | | | 7 | 7 |
| FORD LTD | 1 | 2 | | | | 3 | 5 |
| FORD TORINO | 2 | | | 1 | | 3 | 4 |
| FORD MAVERICK | 2 | 2 | 4 | 3 | 4 | 15 | 66 |
| FORD FAIRMONT | | | | | | | 2 |
| FORD A | | | | | | | 3 |
| FORD EXPLORER | | | | | | | 1 |

**TABLEAU 1. - REPARTITION DES VOITURES D'OCCASION, MISES EN CIRCULATION
PAR REGION ET PROVINCE, ET SELON LE PAYS DE PROVENANCE
ET LA MARQUE - ANNEE 2001**

| PAYS DE PROVENANCE ET MARQUES | REGION BRUXEL- LOISE | REGION FLAMANDE | | | | | TOTAL |
|----------------------------------|----------------------------|-----------------|--------------------|----------|---------------------------|-----------------------------|-------|
| | | ANVERS | BRABANT FLAMAND | LIMBOURG | FLANDRE ORIEN- TALE | FLANDRE OCCIDEN- TALE | |
| FORD MERCURY | | | | | | | |
| FORD WINDSTAR | 4 | 5 | 4 | | | 2 | 11 |
| FORD COBRA | | | | | | | |
| FORD RANCH | | 1 | | 1 | | | 2 |
| FORD PUMA | 23 | 42 | 36 | 60 | 34 | 22 | 194 |
| FORD | | 1 | 3 | 2 | 2 | | 8 |
| FORD | 52 | 181 | 127 | 24 | 143 | 127 | 602 |
| FORD COUGAR | 6 | 11 | 10 | 37 | 11 | 2 | 71 |
| FORD P72 | | | | | 2 | | 2 |
| FORD F53 | 1 | | | | | | |
| FORD 190 | | | 1 | | | | 1 |
| FORD E150 | 1 | 1 | | 1 | | | 2 |
| FORD EMS | | | 1 | | | | 1 |
| FORD T100B | | | | | | | |
| FORD 120 | | | | | | | |
| FORD E150 SCC | | | | | | 1 | 1 |
| GMC | 1 | 5 | 1 | 2 | | 2 | 10 |
| GMC LUMINA | | 1 | | | | | 1 |
| GMC VANDURA | 1 | | 1 | | | | 1 |
| GMC SAFARI | | | | | | | |
| GMC 2500 | | 2 | | | | 1 | 3 |
| GMC 1500 | 2 | | | | | | |
| GMC VANDURA 2500 | | 1 | | | | | 1 |
| GMC TC31605 | | 1 | | | | | 1 |
| GMC ITASCA | | | | | | | |
| GMC VAN | | 1 | | | | | 1 |
| GMC CP31432 | | 1 | | | | | 1 |
| HUDSON | | | | | | | |
| IMPERIAL LE BARON | | | 1 | | | | 1 |
| JEEP | 1 | 2 | 1 | 4 | 1 | | 8 |
| JEEP WAGONEER | | | | | | | |
| JEEP CJ 5 | | | 1 | 1 | | | 2 |
| JEEP CHEROKEE | 47 | 43 | 27 | 25 | 25 | 17 | 137 |
| JEEP 77 | 1 | 2 | 1 | 2 | | | 5 |
| JEEP 78 | 10 | 15 | 4 | 3 | 5 | 1 | 28 |
| JEEP WRANGLER | 16 | 31 | 26 | 17 | 18 | 18 | 110 |
| JEEP GRD CHEROKEE | 25 | 41 | 27 | 22 | 15 | 4 | 109 |
| JEEP GRD WAGONEER | 1 | | | | | | |
| JEEP MINERVA | | | | | | | |
| JEEP GRAND CHEROKEE | 27 | 23 | 16 | 5 | 5 | 2 | 51 |
| KAISER | 1 | | | 1 | 1 | 1 | 3 |
| LINCOLN | | 2 | 1 | | | 2 | 5 |
| LINCOLN CONTINENTAL | 3 | | 1 | 1 | 1 | 1 | 4 |
| LINCOLN MK IV | | | | | 1 | | 1 |
| LINCOLN TOWN CAR | 3 | 3 | 1 | | 8 | 1 | 13 |
| LINCOLN MARK VIII | | 2 | 1 | | | | 3 |
| LINCOLN NAVIGATOR | | 2 | 1 | | | | 3 |
| MERCURY | | | 2 | | | | 2 |
| MERCURY CAPRI | 1 | 2 | | | | | 2 |
| MERCURY MONTEREY | | 1 | | | | | 1 |
| MERCURY MONTCLAIR | | 1 | | | | | 1 |
| MERCURY COUGAR | 1 | 2 | 1 | 2 | | | 5 |
| MERCURY CALIENTE | | 1 | | | | | 1 |
| MERCURY MARQUIS | | | 1 | | 1 | | 2 |
| MERCURY TOPAZ | | | 1 | | | | 1 |
| MERCURY VILLAGER | | 6 | | 1 | 1 | 1 | 9 |
| MERCURY GRAND MARQUIS | 1 | | | | | | |
| MERCURY SABLE | | 2 | | | 2 | | 4 |
| NASH | | | 1 | | | | 1 |
| OLDSMOBILE | 1 | 3 | 2 | | | 2 | 7 |
| OLDSMOBILE CUTLAS | 2 | 8 | 2 | 1 | 4 | 2 | 17 |
| OLDSMOBILE 98 | | | | | 1 | | 1 |
| OLDSMOBILE OMEGA | | | | 1 | 3 | 2 | 6 |
| OLDSMOBILE CUSTOM | | | | | | | |
| OLDSMOBILE CIERA | | 1 | | | | 1 | 2 |
| OLDSMOBILE CALAIS | | | | | | 1 | 1 |
| OLDSMOBILE SILHOUETTE | 2 | 6 | | | | | 6 |
| PACKARD | | | 2 | 1 | 2 | 1 | 6 |
| PLYMOUTH | 3 | 4 | 4 | 1 | 3 | 3 | 15 |
| VALIANT | | | 2 | | 3 | 1 | 6 |
| PLYMOUTH FURY | 1 | | | | | 1 | 1 |
| PLYMOUTH BARRACUDA | | | | | 1 | | 1 |
| PLYMOUTH SATELLITE | | | | | 1 | | 1 |
| PLYMOUTH CRANBROOK | | | | | | | |
| PLYMOUTH ARIES | 1 | | | | | 2 | 2 |

**TABEAU 1. - REPARTITION DES VOITURES D'OCCASION, MISES EN CIRCULATION
PAR REGION ET PROVINCE, ET SELON LE PAYS DE PROVENANCE
ET LA MARQUE - ANNEE 2001**

| PAYS DE PROVENANCE ET MARQUES | REGION WALLONNE | | | | | | LE ROYAUME |
|----------------------------------|-------------------|---------|-------|-----------------|-------|-------|---------------|
| | BRABANT WALLON | HAINAUT | LIEGE | LUXEM- BOURG | NAMUR | TOTAL | |
| FORD MERCURY | | 7 | | | | | 7 |
| FORD WINDSTAR | 1 | 18 | 1 | | | | 20 |
| FORD COBRA | 1 | | | | | | 1 |
| FORD RANCH | | | | | | | 2 |
| FORD PUMA | 9 | 34 | 36 | 17 | 14 | 110 | 327 |
| FORD | | | | | | | 8 |
| FORD | 17 | 77 | 42 | 19 | 18 | 173 | 827 |
| FORD COUGAR | 3 | 5 | 3 | 4 | 2 | 17 | 94 |
| FORD P72 | | | | | | | 2 |
| FORD F53 | | | | | 1 | 1 | 2 |
| FORD 190 | | | | | | | 1 |
| FORD E150 | | | | | | | 3 |
| FORD EMS | | | | | | | 1 |
| FORD T100B | | 1 | | | | 1 | 1 |
| FORD 120 | | | | | | 1 | 1 |
| FORD E150 SCC | | | | 1 | | 1 | 1 |
| GMC | | 6 | | | | 6 | 17 |
| GMC LUMINA | | | | | | | 1 |
| GMC VANDURA | | | | | | | 2 |
| GMC SAFARI | | 1 | | | | 1 | 1 |
| GMC 2500 | | | | | | | 3 |
| GMC 1500 | | | | | | | 2 |
| GMC VANDURA 2500 | | | | | | | 1 |
| GMC TC3160S | | | | | | | 1 |
| GMC ITASCA | | 1 | | | | 1 | 1 |
| GMC VAN | | | | | | | 1 |
| GMC CP31432 | | | | | | | 1 |
| HUDSON | | 1 | | | | 1 | 1 |
| IMPERIAL LE BARON | | | | | | | 1 |
| JEEP | 1 | 9 | | | | 10 | 19 |
| JEEP WAGONEER | 1 | | 1 | | | 2 | 2 |
| JEEP CJ 5 | | | | | | | 2 |
| JEEP CHEROKEE | 21 | 42 | 24 | 9 | 3 | 95 | 283 |
| JEEP 77 | | 1 | | | | 1 | 7 |
| JEEP 78 | 1 | 11 | 8 | | 3 | 23 | 61 |
| JEEP WRANGLER | 2 | 17 | 14 | 5 | 9 | 47 | 173 |
| JEEP GRD CHEROKEE | 8 | 7 | 6 | 3 | 9 | 33 | 167 |
| JEEP GRD WAGONEER | | | | | | | 1 |
| JEEP MINERVA | | | 1 | | | 1 | 1 |
| JEEP GRAND CHEROKEE | 6 | 7 | 2 | | 2 | 17 | 95 |
| KAISER | | | | | | | 4 |
| LINCOLN | | | | | | | 5 |
| LINCOLN CONTINENTAL | | 1 | | | | 1 | 8 |
| LINCOLN MK IV | | | | 1 | | 1 | 2 |
| LINCOLN TOWN CAR | | | | | | | 16 |
| LINCOLN MARK VIII | | | | | | | 3 |
| LINCOLN NAVIGATOR | | | | | | | 3 |
| MERCURY | | 6 | | | | 6 | 8 |
| MERCURY CAPRI | | 2 | | 1 | | 3 | 6 |
| MERCURY MONTEREY | | | | | | | 1 |
| MERCURY MONTCLAIR | | | | | | | 1 |
| MERCURY COUGAR | | 3 | | | | 3 | 9 |
| MERCURY CALIENTE | | | | | | | 1 |
| MERCURY MARQUIS | | | | | | | 2 |
| MERCURY TOPAZ | | | | | | | 1 |
| MERCURY VILLAGER | | 1 | 1 | | | 2 | 11 |
| MERCURY GRAND MARQUIS | | | | | | | 1 |
| MERCURY SABLE | | 1 | | | | 1 | 5 |
| NASH | | | | | | | 1 |
| OLDSMOBILE | | 7 | | | | 7 | 15 |
| OLDSMOBILE CUTLAS | | 5 | 5 | | | 10 | 29 |
| OLDSMOBILE 98 | | | | | | | 1 |
| OLDSMOBILE OMEGA | | | | | | | 6 |
| OLDSMOBILE CUSTOM | 1 | | | | | 1 | 1 |
| OLDSMOBILE CIERA | | | | | | | 2 |
| OLDSMOBILE CALAIS | | | | | | | 1 |
| OLDSMOBILE SILHOUETTE | | | | 1 | 1 | 2 | 10 |
| PACKARD | | | | | | | 6 |
| PLYMOUTH | 3 | 15 | | | | 18 | 36 |
| VALIANT | | 1 | | | | 1 | 7 |
| PLYMOUTH FURY | | 1 | | | 1 | 2 | 4 |
| PLYMOUTH BARRACUDA | | | | | | | 1 |
| PLYMOUTH SATELLITE | | | 1 | | | 1 | 2 |
| PLYMOUTH CRANBROOK | | | | 1 | | 1 | 1 |
| PLYMOUTH ARIES | | | | | | | 3 |

**TABLEAU 1. - REPARTITION DES VOITURES D'OCCASION, MISES EN CIRCULATION
PAR REGION ET PROVINCE, ET SELON LE PAYS DE PROVENANCE
ET LA MARQUE - ANNEE 2001**

| PAYS DE PROVENANCE ET MARQUES | REGION BRUXEL- LOISE | REGION FLAMANDE | | | | | TOTAL |
|----------------------------------|----------------------------|-----------------|--------------------|----------|----------------------|------------------------|-------|
| | | ANVERS | BRABANT FLAMAND | LIMBOURG | FLANDRE ORIENTALE | FLANDRE OCCIDENTALE | |
| PLYMOUTH 500 | | | | | | | |
| PLYMOUTH COLT | 1 | | | | | | |
| PLYMOUTH CARAVELL | | | | | | | |
| PLYMOUTH VOYAGER | 8 | 3 | 6 | 1 | 2 | 2 | 14 |
| PLYMOUTH ACCLAIM | | | | | | | |
| PLYMOUTH LASER | | | | | | | |
| PLYMOUTH G VOYAGER | 2 | | 1 | | | 1 | 2 |
| PLYMOUTH NEON | | | | | | | |
| PONTIAC | 3 | 1 | 1 | 1 | 1 | 1 | 5 |
| PONTIAC LAURENTIAN | | | | | | 1 | 1 |
| PONTIAC TEMPEST | | 1 | | | 1 | | 2 |
| PONTIAC BONNEVILLE | | 2 | | | 3 | 2 | 7 |
| PONTIAC STARCHIEF | | | | | | 1 | 1 |
| PONTIAC GRD PRIX | 3 | 12 | 4 | 5 | 6 | 8 | 35 |
| PONTIAC LE MANS | 2 | | 1 | | 1 | | 2 |
| PONTIAC CUSTOM | | | | | | 1 | 1 |
| PONTIAC FIREBIRD | 10 | 29 | 12 | 13 | 28 | 22 | 104 |
| PONTIAC CATALINA | | | 1 | | | | 1 |
| PONTIAC GRAND AM | | 11 | 3 | 4 | 3 | 2 | 23 |
| PONTIAC GR SAFARI | | 1 | | | | | 1 |
| PONTIAC ESPRIT | | | | | 1 | | 1 |
| PONTIAC TRANS AM | | | | | | | |
| PONTIAC SUNBIRD | 1 | 2 | 4 | | | 2 | 8 |
| PONTIAC PHOENIX | | | | | 2 | | 2 |
| PONTIAC 6000 LE | | 6 | 1 | | 1 | 2 | 10 |
| PONTIAC FIERO | 1 | 4 | 1 | 5 | 4 | 4 | 18 |
| PONTIAC TRANSSPORT | 81 | 106 | 55 | 52 | 77 | 47 | 337 |
| PONTIAC SUNFIRE | | | 1 | | | | 1 |
| AMC | | | | | | 1 | 1 |
| NASH RAMBLER | | | | 1 | | | 1 |
| RAMBLER PACER | | | | | | | |
| AMC | | | | | | | |
| AMC AMBASSADOR | | | | | | | |
| STUDEBAKER | | | | | | 1 | 1 |
| STUDEBAKER CHAMPION | | | 1 | | | | 1 |
| STUDEBAKER HAWK 6 | | | | 1 | | | 1 |
| WILLYS | 3 | 10 | 17 | 8 | 13 | 8 | 56 |
| WILLYS JP | | 1 | | 1 | 1 | | 3 |
| WILLYS | | | | | | | |
| AUTRES | 5 | 3 | 4 | 4 | | 1 | 12 |
| TOTAL | 1 012 | 1 509 | 948 | 737 | 1 080 | 810 | 5 084 |
| JAPON | | | | | | | |
| DAIHATSU | 1 | | | | | | |
| DAIHATSU TAFT | | | | 1 | | | 1 |
| DAIHATSU CUORE | 3 | 6 | 3 | 1 | 3 | 5 | 18 |
| DAIHATSU CHARADE | 144 | 269 | 121 | 119 | 168 | 144 | 821 |
| DAIHATSU CHARMANT | | | | | | 2 | 2 |
| DAIHATSU ROCKY | 1 | 3 | 3 | 4 | 1 | 2 | 13 |
| DAIHATSU DOMINO | 79 | 71 | 45 | 19 | 36 | 19 | 190 |
| DAIHATSU FERROZA | 25 | 92 | 61 | 60 | 59 | 42 | 314 |
| DAIHATSU APPLAUSE | 26 | 35 | 23 | 8 | 27 | 33 | 126 |
| DAIHATSU GRAN MOVE | 5 | 22 | 11 | 8 | 8 | 7 | 56 |
| DAIHATSU MOVE | 4 | 3 | 3 | 4 | 7 | 4 | 21 |
| DAIHATSU THERIOS | 5 | 16 | 12 | 3 | 8 | 6 | 45 |
| DAIHATSU SIRION | 6 | 19 | 3 | | 5 | 2 | 29 |
| DAIHATSU YRV | 2 | 4 | 1 | | 2 | | 7 |
| DATSUN | 60 | 36 | 12 | 10 | 21 | 20 | 99 |
| DATSUN 200 C | | 1 | | | | | 1 |
| DATSUN 120 AF 2 | | 1 | | | | 1 | 2 |
| DATSUN 220 C | | | 1 | 1 | | | 2 |
| DATSUN 100 AF 2 | | 1 | | | 1 | | 2 |
| DATSUN 120 Y | | 1 | | | 1 | | 2 |
| DATSUN 260 Z | | 1 | 2 | | 1 | | 4 |
| DATSUN 280 ZX | | 4 | | 1 | 1 | | 6 |
| NISSAN CHERRY | 12 | 58 | 14 | 16 | 24 | 15 | 127 |
| NISSAN SUNNY | 1 025 | 1 233 | 800 | 509 | 725 | 635 | 3 902 |
| NISSAN SILVIA | 2 | 1 | | | 4 | 2 | 7 |
| NISSAN LAUREL | | 5 | 1 | | 1 | 1 | 8 |
| NISSAN BLUEBIRD | 83 | 171 | 65 | 56 | 76 | 64 | 432 |
| DATSUN STANZA | 2 | 2 | | 3 | 1 | 3 | 9 |
| NISSAN PRAIRIE | 34 | 23 | 21 | 12 | 13 | 11 | 80 |

**TABLEAU 1. - REPARTITION DES VOITURES D'OCCASION, MISES EN CIRCULATION
PAR REGION ET PROVINCE, ET SELON LE PAYS DE PROVENANCE
ET LA MARQUE - ANNEE 2001**

| PAYS DE PROVENANCE ET MARQUES | REGION WALLONNE | | | | | | LE ROYAUME |
|----------------------------------|-------------------|--------------|------------|-----------------|------------|--------------|---------------|
| | BRABANT WALLON | HAINAUT | LIEGE | LUXEM- BOURG | NAMUR | TOTAL | |
| PLYMOUTH 600 | | | 1 | 1 | | 2 | 2 |
| PLYMOUTH COLT | | | | | | | 1 |
| PLYMOUTH CARAVELL | | 1 | | | | 1 | 1 |
| PLYMOUTH VOYAGER | 4 | 15 | | | 1 | 20 | 42 |
| PLYMOUTH ACCLAIM | | 1 | | | | 1 | 1 |
| PLYMOUTH LASER | | 1 | | | | 1 | 1 |
| PLYMOUTH G VOYAGER | | | | | | | 4 |
| PLYMOUTH NEON | | 2 | | | | 2 | 2 |
| PONTIAC | | 12 | | | | 12 | 20 |
| PONTIAC LAURENTIAN | | | 1 | | | 1 | 2 |
| PONTIAC TEMPEST | | | | | | | 2 |
| PONTIAC BONNEVILLE | | 1 | | | | 1 | 8 |
| PONTIAC STARCHIEF | | | | | | | 1 |
| PONTIAC GRD PRIX | 1 | 7 | 2 | | 4 | 14 | 52 |
| PONTIAC LE MANS | | 1 | | | | 1 | 5 |
| PONTIAC CUSTOM | | | | | | | 1 |
| PONTIAC FIREBIRD | 4 | 18 | 16 | 1 | 2 | 41 | 155 |
| PONTIAC CATALINA | | | | | | | 1 |
| PONTIAC GRAND AM | | 7 | | | | 7 | 30 |
| PONTIAC GR SAFARI | | | | | | | 1 |
| PONTIAC ESPRIT | | | | 1 | | 1 | 2 |
| PONTIAC TRANS AM | | 3 | | | | 3 | 3 |
| PONTIAC SUNBIRD | | | | | 1 | 1 | 10 |
| PONTIAC PHOENIX | | | | | | | 2 |
| PONTIAC 6000 LE | | | 2 | | | 2 | 12 |
| PONTIAC FIERO | 1 | 3 | 3 | | 2 | 9 | 28 |
| PONTIAC TRANSSPORT | 20 | 94 | 58 | 20 | 20 | 212 | 630 |
| PONTIAC SUNFIRE | 2 | 2 | 1 | 1 | | 6 | 7 |
| AMC | | | | | | | 1 |
| NASH RAMBLER | | | | | | | 1 |
| RAMBLER PACER | | | 2 | | | 2 | 2 |
| AMC | | | 1 | | | 1 | 1 |
| AMC AMBASSADOR | | | 1 | | | 1 | 1 |
| STUDEBAKER | | | 1 | | | 1 | 2 |
| STUDEBAKER CHAMPION | | | | | | | 1 |
| STUDEBAKER HAWK 6 | | | | | | | 1 |
| WILLYS | 8 | 9 | 15 | 7 | 7 | 46 | 105 |
| WILLYS JP | | | | | | | 3 |
| WILLYS | | 1 | | | 1 | 2 | 2 |
| AUTRES | | 7 | 1 | | 1 | 9 | 26 |
| TOTAL | 284 | 1 191 | 568 | 149 | 263 | 2 455 | 8 551 |
| JAPON | | | | | | | |
| DAIHATSU | | 3 | | | | 3 | 4 |
| DAIHATSU TAFT | | 1 | | | | 1 | 2 |
| DAIHATSU CUORE | 3 | 20 | 4 | 1 | 2 | 30 | 51 |
| DAIHATSU CHARADE | 46 | 345 | 238 | 37 | 71 | 737 | 1 702 |
| DAIHATSU CHARMANT | | | | | | | 2 |
| DAIHATSU ROCKY | 1 | 4 | 2 | 4 | 1 | 12 | 26 |
| DAIHATSU DOMINO | 15 | 136 | 90 | 8 | 20 | 269 | 538 |
| DAIHATSU FEROZA | 30 | 68 | 50 | 54 | 51 | 253 | 592 |
| DAIHATSU APPLAUSE | 3 | 31 | 19 | 4 | 5 | 62 | 214 |
| DAIHATSU GRAN MOVE | 2 | 17 | 2 | 1 | 5 | 27 | 88 |
| DAIHATSU MOVE | 4 | 11 | 3 | 5 | 1 | 25 | 50 |
| DAIHATSU THERIOS | 3 | 23 | 4 | 8 | 6 | 44 | 94 |
| DAIHATSU SIRION | | 10 | 4 | 1 | 4 | 19 | 54 |
| DAIHATSU YRV | 1 | 2 | 1 | | | 4 | 13 |
| DATSUN | 5 | 67 | 13 | 6 | 7 | 98 | 257 |
| DATSUN 200 C | | | | | | | 1 |
| DATSUN 120 AF 2 | | 1 | | | | 1 | 3 |
| DATSUN 220 C | | | | | | | 2 |
| DATSUN 100 AF 2 | | | | | | | 2 |
| DATSUN 120 Y | | | | | 1 | 1 | 3 |
| DATSUN 260 Z | | | | | | | 4 |
| DATSUN 280 ZX | | 1 | | | | 1 | 7 |
| NISSAN CHERRY | 3 | 33 | 24 | 4 | 9 | 73 | 212 |
| NISSAN SUNNY | 285 | 1 199 | 767 | 260 | 344 | 2 855 | 7 782 |
| NISSAN SILVIA | 2 | 3 | 1 | | | 6 | 15 |
| NISSAN LAUREL | | 2 | | 1 | | 3 | 11 |
| NISSAN BLUEBIRD | 13 | 95 | 57 | 15 | 24 | 204 | 719 |
| DATSUN STANZA | 1 | 4 | 2 | | | 7 | 18 |
| NISSAN PRAIRIE | 8 | 19 | 12 | 3 | 7 | 49 | 163 |

**TABLEAU 1. - REPARTITION DES VOITURES D'OCCASION, MISES EN CIRCULATION
PAR REGION ET PROVINCE, ET SELON LE PAYS DE PROVENANCE
ET LA MARQUE - ANNEE 2001**

| PAYS DE PROVENANCE ET MARQUES | REGION BRUXEL- LOISE | REGION FLAMANDE | | | | | TOTAL |
|----------------------------------|----------------------------|-----------------|--------------------|----------|----------------------|------------------------|-------|
| | | ANVERS | BRABANT FLAMAND | LIMBOURG | FLANDRE ORIENTALE | FLANDRE OCCIDENTALE | |
| NISSAN MICRA | 912 | 924 | 746 | 425 | 700 | 525 | 3 320 |
| NISSAN | 2 | 15 | 5 | 4 | 4 | 6 | 34 |
| NISSAN 200SX | 12 | 32 | 20 | 8 | 21 | 15 | 96 |
| NISSAN PRIMERA | 435 | 757 | 493 | 338 | 408 | 430 | 2 426 |
| NISSAN QUEST | | | 1 | | | | 1 |
| NISSAN PATROL | 8 | 17 | 6 | 5 | 13 | 5 | 46 |
| NISSAN MAXIMA | 7 | 6 | 3 | 5 | 3 | | 17 |
| NISSAN SENTRA | | | 1 | | | | 1 |
| NISSAN TERRANO | 1 | 9 | 5 | 5 | 1 | 1 | 21 |
| NISSAN PATHFINDER | 3 | | 1 | 1 | | | 2 |
| NISSAN 100NX | 111 | 144 | 104 | 101 | 119 | 89 | 557 |
| NISSAN SERENA | 54 | 54 | 35 | 17 | 40 | 37 | 183 |
| NISSAN TERRANO II | 21 | 26 | 22 | 21 | 13 | 11 | 93 |
| NISSAN PATROL GR | 12 | 28 | 9 | 12 | 11 | 8 | 68 |
| NISSAN MAXIMA QX | 8 | 44 | 21 | 14 | 18 | 8 | 105 |
| NISSAN ALMERA | 139 | 285 | 228 | 135 | 224 | 234 | 1 106 |
| DATSUN FAIRLADY | 1 | | | | | | 1 |
| NISSAN ALTINA | 2 | | 2 | | | | 2 |
| NISSAN VANETTE CARGO | 1 | 2 | 3 | 1 | 2 | 1 | 9 |
| NISSAN ALMERA TINO | 2 | 7 | 1 | 3 | 3 | 5 | 19 |
| HONDA | 4 | | 3 | | | | 3 |
| HONDA S800 | | | 1 | 1 | | 1 | 3 |
| HONDA CIVIC | 740 | 736 | 546 | 361 | 605 | 548 | 2 796 |
| HONDA ACCORD | 163 | 226 | 113 | 102 | 176 | 107 | 724 |
| HONDA PRELUDE | 84 | 149 | 53 | 98 | 58 | 61 | 419 |
| HONDA QUINTET | 1 | 2 | | | | 1 | 3 |
| HONDA JAZZ | 37 | 18 | 7 | 7 | 20 | 8 | 60 |
| HONDA INTEGRA | 38 | 41 | 19 | 14 | 32 | 29 | 135 |
| HONDA LEGEND | 14 | 16 | 4 | 6 | 13 | 11 | 50 |
| HONDA CRX | 71 | 185 | 178 | 116 | 130 | 106 | 715 |
| HONDA CONCERTO | 115 | 107 | 63 | 33 | 78 | 45 | 326 |
| HONDA NSX | 1 | 3 | 2 | 2 | 1 | | 8 |
| HONDA ACCURAT | 1 | | 1 | | | | 1 |
| HONDA DEL SOL | | | | | 1 | | 1 |
| HONDA SHUTTLE | 10 | 9 | 9 | 3 | 7 | 4 | 32 |
| HONDA ODYSSEY | 2 | | | | | | 2 |
| HONDA CR-V | 25 | 33 | 23 | 13 | 27 | 17 | 113 |
| HONDA INTEGRA R | | 5 | 19 | 8 | 4 | 5 | 41 |
| HONDA BALLADE | 1 | | | | | | 1 |
| HONDA HR V | 21 | 24 | 23 | 10 | 21 | 21 | 99 |
| HONDA LOGO | 10 | 14 | 7 | 7 | 19 | 21 | 68 |
| HONDA S2000 | 2 | 1 | | 2 | 3 | 4 | 10 |
| HONDA CIVIC 2DR | | | | | | 3 | 3 |
| HONDA ACCORD-SEDAN | 1 | 2 | 1 | 1 | | 2 | 6 |
| HONDA ACCORD-HATCH | | 2 | | | | 1 | 3 |
| HONDA HONDA STREAM | | | | | | | 1 |
| HONDA CIVIC 3 DR | 1 | | 1 | | 1 | 2 | 4 |
| HYUNDAI | | | | | | | |
| ISUZU | 7 | 2 | 1 | 1 | 4 | 1 | 9 |
| ISUZU RODEO | 1 | | 1 | | | | 1 |
| ISUZU TROOPER | 10 | 1 | 5 | 1 | 6 | 7 | 20 |
| LEXUS | 1 | | 2 | | | | 2 |
| LEXUS SC 400 | | 2 | 1 | 2 | 1 | | 6 |
| LEXUS GS 300 | 16 | 17 | 19 | 9 | 7 | 9 | 61 |
| LEXUS LS 400 | 5 | 19 | 10 | 4 | 6 | 3 | 42 |
| LEXUS SC 300 | | | | 2 | | | 2 |
| LEXUS ES 300 | 1 | | | | | | 1 |
| LEXUS IS 200 | 6 | 22 | 13 | 9 | 17 | 11 | 72 |
| LEXUS RX300 | 7 | 12 | 5 | 1 | 7 | 3 | 28 |
| LEXUS SC430 | | 1 | | | | | 1 |
| LEXUS GS430 | | 4 | | | 1 | | 5 |
| LEXUS LS 430 | | 4 | 4 | 1 | 3 | 1 | 13 |
| MAZDA | 9 | 2 | 3 | 1 | | | 6 |
| MAZDA 1000 | | | | | | 1 | 1 |
| MAZDA 616 | 1 | | | | | | 1 |
| MAZDA 818 | 1 | | | | 2 | 1 | 3 |
| MAZDA 929 | 5 | 3 | 1 | 1 | 4 | 2 | 11 |
| MAZDA RX 5 | | 1 | | | | | 1 |
| MAZDA 121 | 261 | 372 | 151 | 120 | 267 | 160 | 1 070 |
| MAZDA 323 | 707 | 1 082 | 545 | 329 | 824 | 573 | 3 353 |
| MAZDA 626 | 455 | 726 | 246 | 209 | 429 | 291 | 1 901 |
| MAZDA RX 7 | | 10 | 6 | 3 | 7 | 3 | 29 |
| MAZDA MPV | 9 | 15 | 5 | 2 | 15 | 13 | 50 |
| MAZDA MX5 | 40 | 100 | 56 | 41 | 76 | 66 | 339 |
| MAZDA MX3 | 14 | 48 | 12 | 25 | 42 | 21 | 148 |

**TABLEAU 1. - REPARTITION DES VOITURES D'OCCASION, MISES EN CIRCULATION
PAR REGION ET PROVINCE, ET SELON LE PAYS DE PROVENANCE
ET LA MARQUE - ANNEE 2001**

| PAYS DE PROVENANCE ET MARQUES | REGION WALLONNE | | | | | TOTAL | LE ROYAUME |
|----------------------------------|-------------------|---------|-------|-----------------|-------|-------|---------------|
| | BRABANT WALLON | HAINAUT | LIEGE | LUXEM- BOURG | NAMUR | | |
| NISSAN MICRA | 269 | 1 221 | 855 | 231 | 319 | 2 895 | 7 127 |
| NISSAN | 1 | 4 | 3 | | 1 | 9 | 45 |
| NISSAN 200SX | 3 | 12 | 9 | 5 | 2 | 31 | 139 |
| NISSAN PRIMERA | 115 | 474 | 273 | 150 | 131 | 1 143 | 4 004 |
| NISSAN QUEST | 1 | 6 | | | | 7 | 8 |
| NISSAN PATROL | 4 | 6 | 6 | 3 | 1 | 20 | 74 |
| NISSAN MAXIMA | 1 | 5 | | 2 | 1 | 9 | 33 |
| NISSAN SENTRA | | 4 | | | | 4 | 5 |
| NISSAN TERRANO | 3 | 3 | 8 | | 2 | 16 | 38 |
| NISSAN PATHFINDER | | 8 | | | | 8 | 13 |
| NISSAN IDONX | 32 | 152 | 107 | 32 | 35 | 358 | 1 026 |
| NISSAN SERENA | 9 | 45 | 28 | 8 | 10 | 100 | 337 |
| NISSAN TERRANO II | 5 | 19 | 11 | 10 | 8 | 53 | 167 |
| NISSAN PATROL GR | 2 | 9 | 6 | 4 | 2 | 23 | 103 |
| NISSAN MAXIMA QX | 3 | 11 | 5 | 2 | 2 | 23 | 136 |
| NISSAN ALMERA | 79 | 235 | 172 | 82 | 72 | 640 | 1 885 |
| DATSUN FAIRLADY | | | | | | | 1 |
| NISSAN ALTINA | 1 | 3 | | | | 4 | 8 |
| NISSAN VANETTE CARGO | | 1 | | 1 | | 2 | 12 |
| NISSAN ALMERA TINO | | 1 | 2 | 2 | | 5 | 26 |
| HONDA | | 22 | | | | 22 | 29 |
| HONDA S800 | | | 1 | 1 | | 2 | 5 |
| HONDA CIVIC | 222 | 915 | 791 | 317 | 305 | 2 550 | 6 086 |
| HONDA ACCORD | 36 | 159 | 119 | 48 | 32 | 394 | 1 281 |
| HONDA PRELUDE | 17 | 114 | 85 | 22 | 23 | 261 | 764 |
| HONDA QUINTET | | 1 | | | | 1 | 5 |
| HONDA JAZZ | 9 | 25 | 22 | 3 | 6 | 65 | 162 |
| HONDA INTEGRA | 10 | 58 | 39 | 7 | 22 | 136 | 309 |
| HONDA LEGEND | 4 | 6 | 6 | 1 | 1 | 18 | 82 |
| HONDA CRX | 34 | 164 | 130 | 42 | 44 | 414 | 1 200 |
| HONDA CONCERTO | 27 | 107 | 105 | 40 | 30 | 309 | 750 |
| HONDA NSX | | 1 | 1 | 1 | 1 | 4 | 13 |
| HONDA ACCURAT | | | | | | | 2 |
| HONDA DEL SOL | | | | | | | 1 |
| HONDA SHUTTLE | 1 | 7 | 9 | 1 | 1 | 19 | 61 |
| HONDA ODYSSEY | | 9 | | | | 9 | 11 |
| HONDA CR-V | 13 | 36 | 15 | 6 | 4 | 74 | 212 |
| HONDA INTEGRA R | | 6 | 3 | 1 | 2 | 12 | 53 |
| HONDA BALLADE | | | | | | | 1 |
| HONDA HR V | 2 | 25 | 26 | 5 | 7 | 65 | 185 |
| HONDA LOGO | 2 | 9 | 18 | 10 | 8 | 47 | 125 |
| HONDA S2000 | 1 | 2 | 3 | | | 6 | 18 |
| HONDA CIVIC 2DR | | | 3 | 1 | | 4 | 7 |
| HONDA ACCORD-SEDAN | | | 3 | 1 | | 4 | 11 |
| HONDA ACCORD-HATCH | | | 1 | 1 | | 2 | 2 |
| HONDA HONDA STREAM | | | 3 | | | 3 | 6 |
| HONDA CIVIC 3 DR | | 1 | 3 | | 1 | 5 | 10 |
| HYUNDAI | | 1 | | | | 1 | 1 |
| ISUZU | | 14 | 2 | | | 16 | 32 |
| ISUZU RODEO | | | | | | | 2 |
| ISUZU TROOPER | 1 | 3 | 4 | | 2 | 10 | 40 |
| LEXUS | 1 | | | | | 1 | 4 |
| LEXUS SC 400 | | | | | | | 6 |
| LEXUS GS 300 | | 3 | 1 | | 1 | 5 | 82 |
| LEXUS LS 400 | | | | 1 | | 1 | 48 |
| LEXUS SC 300 | | | | | | | 2 |
| LEXUS ES 300 | | | | | | | 1 |
| LEXUS IS 200 | 4 | 5 | 10 | 2 | 5 | 26 | 104 |
| LEXUS RX300 | 1 | | | 1 | 1 | 3 | 38 |
| LEXUS SC430 | | | | | | | 1 |
| LEXUS GS430 | 2 | | | | | 2 | 7 |
| LEXUS LS 430 | 6 | | | | | 6 | 19 |
| MAZDA | 2 | 24 | 2 | | 1 | 29 | 44 |
| MAZDA 1000 | | | | | | | 1 |
| MAZDA 616 | | 1 | | | | 1 | 2 |
| MAZDA 818 | | 1 | 1 | | | 2 | 6 |
| MAZDA 929 | 1 | 8 | 1 | | 2 | 12 | 28 |
| MAZDA RX 5 | | | | | | | 1 |
| MAZDA 121 | 78 | 281 | 173 | 75 | 148 | 755 | 2 086 |
| MAZDA 323 | 225 | 1 201 | 591 | 228 | 395 | 2 640 | 6 700 |
| MAZDA 626 | 106 | 580 | 207 | 86 | 151 | 1 130 | 3 486 |
| MAZDA RX 7 | 1 | 1 | 3 | 1 | 1 | 7 | 36 |
| MAZDA MPV | 5 | 14 | 2 | 1 | 7 | 29 | 88 |
| MAZDA MX5 | 23 | 54 | 54 | 9 | 16 | 156 | 535 |
| MAZDA MX3 | 13 | 44 | 26 | 7 | 13 | 103 | 265 |

**TABLEAU 1. - REPARTITION DES VOITURES D'OCCASION, MISES EN CIRCULATION
PAR REGION ET PROVINCE, ET SELON LE PAYS DE PROVENANCE
ET LA MARQUE - ANNEE 2001**

| PAYS DE PROVENANCE ET MARQUES | REGION BRUXEL- LOISE | REGION FLAMANDE | | | | | TOTAL |
|----------------------------------|----------------------------|-----------------|--------------------|----------|----------------------|------------------------|-------|
| | | ANVERS | BRABANT FLAMAND | LIMBOURG | FLANDRE ORIENTALE | FLANDRE OCCIDENTALE | |
| MAZDA MX6 | 7 | 11 | 4 | 2 | 12 | 3 | 32 |
| MAZDA XEDOS 6 | 9 | 17 | 13 | 7 | 18 | 10 | 65 |
| MAZDA XEDOS - 9 | 3 | 12 | 4 | 4 | 3 | 3 | 26 |
| MAZDA 323 F | 85 | 222 | 98 | 90 | 253 | 135 | 798 |
| MAZDA DAMIO | 19 | 45 | 28 | 17 | 56 | 29 | 175 |
| MAZDA PREMACY | 7 | 16 | 6 | 4 | 14 | 16 | 56 |
| MITSUBISHI | 93 | 75 | 20 | 11 | 32 | 18 | 156 |
| MITSUBISHI LANCER | 163 | 259 | 87 | 77 | 199 | 138 | 760 |
| MITSUBISHI GALANT | 235 | 366 | 172 | 175 | 213 | 148 | 1 074 |
| MITSUBISHI CELEST | | | | 1 | | | 1 |
| MITSUBISHI SAPPORO | | 1 | 1 | | 1 | 1 | 4 |
| MITSUBISHI COLT | 348 | 577 | 268 | 161 | 400 | 247 | 1 653 |
| MITSUBISHI STARION | 2 | 3 | 3 | | 1 | 2 | 9 |
| MITSUBISHI CORDIA | | 1 | 1 | | 2 | 2 | 6 |
| MITSUBISHI TREDIA | | | | 1 | | 1 | 2 |
| MITSUBISHI PAJERO | 79 | 134 | 50 | 39 | 44 | 43 | 310 |
| MITSUBISHI SPACE | 327 | 292 | 116 | 81 | 160 | 109 | 758 |
| MITSUBISHI MAGNUM | | 2 | | | | 1 | 3 |
| MITSUBISHI MONTERO | | | 1 | | | | 1 |
| MITSUBISHI MIRAGE | 1 | | | | | | |
| MITSUBISHI SIGMA | 1 | 10 | | 4 | 2 | | 16 |
| MITSUBISHI 3000 GT | | 3 | 1 | 2 | 1 | | 7 |
| MITSUBISHI EXPO | | | | | | | |
| MITSUBISHI CARISMA | 116 | 241 | 145 | 110 | 196 | 126 | 818 |
| MITSUBISHI SPACEGEAR | 3 | 2 | 2 | 1 | | | 5 |
| MITSUBISHI ECLIPSE | | 4 | 3 | 3 | | | 10 |
| MITSUBISHI DIAMANT | | 2 | | | | | 2 |
| MITSUBISHI SPACE WAG | 27 | 47 | 41 | 9 | 27 | 13 | 137 |
| MITSUBISHI SPACE RUN | 1 | 5 | 1 | 3 | 1 | 1 | 11 |
| MITSUBISHI SPACE STA | 26 | 58 | 59 | 23 | 37 | 35 | 212 |
| MITSUBISHI SPACESTAR | 7 | 39 | 23 | 9 | 17 | 9 | 97 |
| MITSUBISHI PAJERO SP | 5 | 6 | 12 | 2 | 3 | 2 | 25 |
| MITSUBISHI PAJERO PI | 4 | 14 | 7 | | 8 | 2 | 31 |
| MITSUBISHI L300 | | | | | | | |
| SUZUKI | 10 | 4 | 1 | | | 2 | 7 |
| SUZUKI LIANA | 1 | | 1 | | | | 1 |
| SUZUKI ALTO | 166 | 159 | 97 | 103 | 106 | 73 | 538 |
| SUZUKI SJ 410 | 1 | 3 | 1 | 5 | 3 | 1 | 13 |
| SUZUKI SA 310 | 3 | 2 | | 2 | 2 | 5 | 11 |
| SUZUKI SA 413 | | | | | 1 | | 1 |
| SUZUKI SWIFT | 421 | 466 | 292 | 270 | 518 | 268 | 1 814 |
| SUZUKI SAMURAI | 19 | 62 | 34 | 32 | 50 | 41 | 219 |
| SUZUKI VITARA | 88 | 179 | 121 | 151 | 138 | 118 | 707 |
| SUZUKI SWIFT | 1 | | | 2 | | | 2 |
| SUZUKI SJ 413 | 2 | 8 | 8 | 6 | 2 | 4 | 28 |
| SUZUKI CARRY | 1 | | | | | | |
| SUZUKI BALENO | 68 | 76 | 74 | 54 | 104 | 54 | 362 |
| SUZUKI X 90 | 2 | 3 | 2 | 1 | 3 | | 9 |
| SUZUKI LJ 80 V | | | | 1 | | | 1 |
| SUZUKI WAGON R | 48 | 38 | 36 | 22 | 34 | 16 | 146 |
| SUZUKI GRAND VITARA | 12 | 11 | 10 | 17 | 15 | 13 | 66 |
| SUZUKI JINNY | 10 | 16 | 11 | 9 | 14 | 12 | 62 |
| SUZUKI GT GRD VITARA | 2 | 5 | 11 | 3 | 7 | 6 | 32 |
| SUZUKI FT GRD VITARA | 1 | 4 | 7 | | 6 | 2 | 19 |
| SUZUKI IGNIS | 2 | 1 | | 1 | 1 | 2 | 5 |
| SUBARU | 2 | | 2 | | | | 2 |
| SUBARU 1300 | | 3 | 1 | | 2 | 2 | 8 |
| SUBARU 700 | 4 | 7 | 7 | 5 | 7 | 6 | 32 |
| SUBARU 1000 | 1 | 2 | 1 | 1 | 2 | 6 | 12 |
| SUBARU JUSTY | 56 | 135 | 55 | 45 | 116 | 49 | 400 |
| SUBARU L 13 | 23 | 60 | 20 | 18 | 56 | 34 | 188 |
| SUBARU XT | 2 | | | | | | |
| SUBARU J12 | 10 | 19 | 13 | 6 | 23 | 13 | 74 |
| SUBARU E12 | 1 | 1 | 2 | | 2 | 1 | 6 |
| SUBARU MINI JUMBO | 40 | 34 | 18 | 18 | 43 | 28 | 141 |
| SUBARU LEGACY | 50 | 85 | 43 | 30 | 72 | 27 | 257 |
| SUBARU SVX | 4 | | | | | 1 | 1 |
| SUBARU VIVID | 13 | 27 | 12 | 13 | 19 | 5 | 76 |
| SUBARU IMPREZA | 23 | 26 | 31 | 11 | 25 | 19 | 112 |
| SUBARUVEWAGON | 4 | 3 | 1 | 1 | 3 | | 8 |
| SUBARU | 2 | 6 | 7 | | 1 | 4 | 18 |
| TOYOTA | 123 | 96 | 13 | 16 | 21 | 17 | 163 |
| TOYOTA CORONA | | 1 | | | 2 | | 3 |
| TOYOTA CROWN 4 | | 1 | 2 | 1 | | | 4 |
| TOYOTA CROWN 6 | | 1 | 1 | | 1 | | 3 |

**TABEAU 1. - REPARTITION DES VOITURES D'OCCASION, MISES EN CIRCULATION
PAR REGION ET PROVINCE, ET SELON LE PAYS DE PROVENANCE
ET LA MARQUE - ANNEE 2001**

| PAYS DE PROVENANCE ET MARQUES | REGION WALLONNE | | | | | | LE ROYAUME |
|----------------------------------|-------------------|---------|-------|-----------------|-------|-------|---------------|
| | BRABANT WALLON | HAINAUT | LIEGE | LUXEM- BOURG | NAMUR | TOTAL | |
| MAZDA MX5 | 1 | 8 | 4 | 1 | 2 | 16 | 55 |
| MAZDA XEDOS 6 | 3 | 31 | 11 | 8 | 10 | 63 | 137 |
| MAZDA XEDOS - 9 | 1 | 5 | 1 | 3 | 3 | 13 | 42 |
| MAZDA 323 F | 27 | 163 | 73 | 37 | 68 | 368 | 1 251 |
| MAZDA DAMIO | 8 | 28 | 10 | 3 | 16 | 65 | 259 |
| MAZDA PREMACY | 1 | 16 | 6 | 3 | 6 | 32 | 95 |
| MITSUBISHI | 11 | 44 | 30 | | 9 | 94 | 343 |
| MITSUBISHI LANCER | 47 | 237 | 180 | 44 | 68 | 576 | 1 499 |
| MITSUBISHI GALANT | 33 | 240 | 165 | 40 | 59 | 537 | 1 846 |
| MITSUBISHI CELEST | | | | | | | 1 |
| MITSUBISHI SAPPORO | | 2 | | 2 | | 4 | 8 |
| MITSUBISHI COLT | 111 | 395 | 358 | 86 | 136 | 1 086 | 3 087 |
| MITSUBISHI STARION | | | 1 | | 2 | 3 | 14 |
| MITSUBISHI CORDIA | | | 1 | | | 1 | 7 |
| MITSUBISHI TREDIA | | 4 | 1 | | | 5 | 7 |
| MITSUBISHI PAJERO | 15 | 40 | 22 | 13 | 15 | 105 | 494 |
| MITSUBISHI SPACE | 59 | 239 | 167 | 22 | 71 | 558 | 1 643 |
| MITSUBISHI MAGNUM | | 1 | | | | 1 | 4 |
| MITSUBISHI MONTERO | | 2 | | | | 2 | 3 |
| MITSUBISHI MIRAGE | | 2 | | | | 2 | 3 |
| MITSUBISHI SIGMA | | 1 | 1 | | | 2 | 19 |
| MITSUBISHI 3000 GT | | | | | | | 7 |
| MITSUBISHI EXPO | | | 1 | | | 1 | 1 |
| MITSUBISHI CARISMA | 31 | 191 | 188 | 62 | 55 | 527 | 1 461 |
| MITSUBISHI SPACEGEAR | | 1 | 1 | 1 | | 3 | 11 |
| MITSUBISHI ECLIPSE | | 5 | 3 | 3 | 1 | 12 | 22 |
| MITSUBISHI DIAMANT | | | | | | | 2 |
| MITSUBISHI SPACE WAG | 6 | 25 | 26 | 7 | 13 | 77 | 241 |
| MITSUBISHI SPACE RUN | | | 2 | | | 2 | 14 |
| MITSUBISHI SPACE STA | 14 | 16 | 38 | 10 | 10 | 88 | 326 |
| MITSUBISHI SPACESTAR | 1 | 11 | 21 | 6 | 7 | 46 | 150 |
| MITSUBISHI PAJERO SP | 1 | 3 | 6 | 3 | 1 | 14 | 44 |
| MITSUBISHI PAJERO PI | 3 | 3 | 6 | 2 | 2 | 16 | 51 |
| MITSUBISHI L300 | | | | | 1 | 1 | 1 |
| SUZUKI | | 8 | 1 | | | 9 | 26 |
| SUZUKI LIANA | | 1 | | 1 | 1 | 3 | 5 |
| SUZUKI ALTO | 45 | 334 | 319 | 32 | 92 | 822 | 1 526 |
| SUZUKI SJ 410 | 1 | 3 | 9 | 3 | 1 | 17 | 31 |
| SUZUKI SA 310 | 1 | 5 | 5 | | 1 | 12 | 26 |
| SUZUKI SA 413 | | | | | | | 1 |
| SUZUKI SWIFT | 132 | 705 | 736 | 162 | 239 | 1 974 | 4 209 |
| SUZUKI SAMURAI | 24 | 50 | 73 | 58 | 38 | 243 | 481 |
| SUZUKI VITARA | 42 | 147 | 156 | 59 | 76 | 480 | 1 275 |
| SUZUKI SWIFT | | | | | | | 3 |
| SUZUKI SJ 413 | 1 | 8 | 10 | 6 | 3 | 28 | 58 |
| SUZUKI CARRY | | | | | | | 1 |
| SUZUKI BALENO | 23 | 135 | 122 | 39 | 45 | 364 | 794 |
| SUZUKI X 90 | 3 | 3 | 5 | 3 | 3 | 17 | 28 |
| SUZUKI LJ 80 V | | | | | | | 1 |
| SUZUKI WAGON R | 12 | 31 | 39 | 12 | 15 | 109 | 303 |
| SUZUKI GRAND VITARA | 3 | 11 | 17 | 16 | 8 | 55 | 133 |
| SUZUKI JINNY | 7 | 17 | 22 | 21 | 13 | 80 | 152 |
| SUZUKI GT GRD VITARA | 3 | 8 | 11 | 4 | | 26 | 60 |
| SUZUKI FT GRD VITARA | 1 | 3 | 3 | 2 | 7 | 16 | 36 |
| SUZUKI IGNIS | 1 | 1 | 1 | 1 | 1 | 5 | 12 |
| SUBARU | | 1 | | | | 1 | 5 |
| SUBARU 1300 | | | | | 1 | 1 | 9 |
| SUBARU 700 | | 19 | 6 | 1 | 3 | 29 | 65 |
| SUBARU 1000 | | 4 | 1 | 2 | 1 | 8 | 21 |
| SUBARU JUSTY | 23 | 167 | 119 | 23 | 29 | 361 | 817 |
| SUBARU L 13 | 9 | 53 | 32 | 6 | 14 | 114 | 325 |
| SUBARU XT | | 2 | | | | 2 | 4 |
| SUBARU J12 | 2 | 24 | 21 | 7 | 5 | 59 | 143 |
| SUBARU E12 | | 9 | 4 | | 1 | 14 | 21 |
| SUBARU MINI JUMBO | 8 | 65 | 55 | 12 | 18 | 158 | 339 |
| SUBARU LEGACY | 18 | 67 | 56 | 18 | 17 | 176 | 483 |
| SUBARU SVX | 1 | | | | | 1 | 6 |
| SUBARU VIVIO | 8 | 41 | 36 | 9 | 9 | 103 | 192 |
| SUBARU IMPREZA | 9 | 38 | 35 | 12 | 23 | 117 | 252 |
| SUBARUVEWAGON | 2 | 4 | 3 | | | 9 | 21 |
| SUBARU | 2 | 6 | 3 | 2 | 2 | 15 | 35 |
| TOYOTA | 7 | 96 | 21 | 4 | 9 | 137 | 423 |
| TOYOTA CORONA | | | | | | | 3 |
| TOYOTA CROWN 4 | | 1 | | | | 1 | 5 |
| TOYOTA CROWN 6 | | | | | | | 3 |

**TABLEAU 1. - REPARTITION DES VOITURES D'OCCASION, MISES EN CIRCULATION
PAR REGION ET PROVINCE, ET SELON LE PAYS DE PROVENANCE
ET LA MARQUE - ANNEE 2001**

| PAYS DE PROVENANCE ET MARQUES | REGION BRUXEL- LOISE | REGION FLAMANDE | | | | | TOTAL |
|----------------------------------|----------------------------|-----------------|--------------------|----------|----------------------|------------------------|--------|
| | | ANVERS | BRABANT FLAMAND | LIMBOURG | FLANDRE ORIENTALE | FLANDRE OCCIDENTALE | |
| TOYOTA COROLLA | 1 157 | 1 400 | 1 136 | 786 | 1 287 | 1 061 | 5 670 |
| TOYOTA 2000GT | | | | | | | |
| TOYOTA 1000 | | | 1 | | 3 | 1 | 5 |
| TOYOTA CARINA | 106 | 126 | 80 | 48 | 70 | 68 | 392 |
| TOYOTA CELICA GT | 123 | 221 | 130 | 153 | 209 | 163 | 876 |
| TOYOTA LANDCRUIS | 30 | 35 | 22 | 12 | 30 | 14 | 113 |
| TOYOTA TRUENO | | | | | | | |
| TOYOTA CRESSIDA | | 4 | 2 | | | 2 | 8 |
| TOYOTA STARLET | 671 | 624 | 595 | 361 | 624 | 544 | 2 748 |
| TOYOTA TERCEL | 15 | 10 | 11 | 2 | 6 | 8 | 37 |
| TOYOTA CAMRY | 74 | 44 | 42 | 27 | 25 | 18 | 156 |
| TOYOTA MR | 16 | 26 | 41 | 31 | 43 | 21 | 162 |
| TOYOTA | 13 | 15 | 3 | 6 | 6 | 4 | 34 |
| TOYOTA 4 RUNNER | 13 | 20 | 6 | 3 | 13 | 9 | 51 |
| TOYOTA LEXUS | | | 1 | | | | 1 |
| TOYOTA SOARER | | | | | | | |
| TOYOTA PREVIA | 60 | 41 | 41 | 17 | 39 | 18 | 156 |
| TOYOTA CARINA E | 297 | 406 | 327 | 196 | 351 | 281 | 1 561 |
| TOYOTA PASEO | 13 | 29 | 19 | 24 | 28 | 15 | 115 |
| TOYOTA RAV4 | 63 | 53 | 58 | 28 | 34 | 20 | 193 |
| TOYOTA AVALON | | | | | 1 | | 1 |
| TOYOTA ESTIMA | 1 | | | | | | |
| TOYOTA AVENSIS VERSO | | 1 | 2 | 1 | | 1 | 5 |
| TOYOTA COROLLA ES. | 1 | 1 | 1 | | 1 | | 3 |
| TOYOTA NR2 | 1 | | | | | | |
| TOYOTA PICNIC | 37 | 55 | 51 | 44 | 43 | 35 | 228 |
| TOYOTA HIACHE | 5 | 8 | 6 | 3 | 5 | | 22 |
| TOYOTA AVENSIS | 104 | 271 | 217 | 179 | 228 | 188 | 1 083 |
| TOYOTA PRIUS | 4 | | 3 | | 1 | | 4 |
| TOYOTA SIENNA | | | 1 | | | | 1 |
| TOYOTA YARIS | 107 | 143 | 145 | 72 | 158 | 150 | 668 |
| TOYOTA YARIS VERSO | 26 | 12 | 18 | 3 | 18 | 16 | 67 |
| TOTAL | 11 869 | 15 997 | 10 127 | 7 151 | 12 009 | 9 116 | 54 400 |
| RUSSIE | | | | | | | |
| LADA | 50 | 79 | 54 | 37 | 60 | 84 | 314 |
| LADA NIVA | 4 | 11 | 8 | 8 | 7 | 9 | 43 |
| LADA 2105 | 3 | 2 | | 3 | 3 | 1 | 9 |
| LADA DIVA | 3 | 3 | 6 | 3 | 1 | 4 | 17 |
| LADA 2107 | | | | 1 | | | 1 |
| LADA 2104 | 1 | 1 | | 1 | | | 2 |
| LADA VAZ NIVA | | | | | | | |
| LADA VAZ LADA 110 | 1 | 3 | 1 | 4 | 2 | 2 | 12 |
| LADA VAZ BALTIC | | | | | | | |
| LADA VAZ LADA 111 | 3 | 1 | | | | | 1 |
| LADA-VAZ LADA 112 | | | | | | | |
| MOSKOVITCH | | | | | | | |
| VAZ LADA 1200 | | 4 | 3 | 2 | 4 | 2 | 15 |
| VAZ LADA 2121 | | | 1 | 2 | 1 | | 4 |
| VAZ LADA 2105 | 1 | 8 | 2 | | 3 | 2 | 15 |
| VAZ LADA 2107 | | | 3 | | 2 | 4 | 9 |
| VAZ LADA 2104 | 2 | 3 | 5 | | | 2 | 10 |
| VOLGA M 24 | | | | | 1 | | 1 |
| TOTAL | 68 | 115 | 83 | 61 | 84 | 110 | 453 |
| POLOGNE | | | | | | | |
| FIAT FSM 126 | 1 | | | | | 1 | 1 |
| FSD POLONEZ | | | | | 1 | | 1 |
| FSOCARO | 3 | 5 | 1 | 1 | | | 7 |
| TOTAL | 4 | 5 | 1 | 1 | 1 | 1 | 9 |

**TABLEAU 1. - REPARTITION DES VOITURES D'OCCASION, MISES EN CIRCULATION
PAR REGION ET PROVINCE, ET SELON LE PAYS DE PROVENANCE
ET LA MARQUE - ANNEE 2001**

| PAYS DE PROVENANCE ET MARQUES | REGION WALLONNE | | | | | | LE ROYAUME |
|----------------------------------|-------------------|---------------|---------------|-----------------|--------------|---------------|----------------|
| | BRABANT WALLON | HAINAUT | LIEGE | LUXEM- BOURG | NAMUR | TOTAL | |
| TOYOTA COROLLA | 336 | 1 516 | 1 240 | 309 | 546 | 3 947 | 10 774 |
| TOYOTA 2000GT | | | 1 | | | 1 | 1 |
| TOYOTA 1000 | | 1 | 1 | | | 2 | 7 |
| TOYOTA CARINA | 27 | 106 | 70 | 17 | 37 | 257 | 755 |
| TOYOTA CELICA GT | 27 | 214 | 164 | 36 | 63 | 504 | 1 503 |
| TOYOTA LANDCRUIS | 15 | 15 | 13 | 8 | 3 | 54 | 197 |
| TOYOTA TRUEND | 1 | | | | | 1 | 1 |
| TOYOTA CRESSIDA | 1 | | | | | 1 | 9 |
| TOYOTA STARLET | 272 | 1 038 | 803 | 184 | 287 | 2 584 | 6 003 |
| TOYOTA TERCEL | 3 | 20 | 13 | 1 | 7 | 44 | 96 |
| TOYOTA CAMRY | 9 | 54 | 27 | 7 | 7 | 104 | 334 |
| TOYOTA MR | 4 | 22 | 51 | 7 | 5 | 89 | 267 |
| TOYOTA | | 7 | 4 | | 1 | 12 | 59 |
| TOYOTA 4 RUNNER | 4 | 11 | 5 | 2 | 3 | 25 | 89 |
| TOYOTA LEXUS | | 1 | | | | 1 | 2 |
| TOYOTA SOARER | | 1 | | | | 1 | 1 |
| TOYOTA PREVIA | 17 | 20 | 15 | 2 | 4 | 58 | 274 |
| TOYOTA CARINA E | 81 | 414 | 327 | 66 | 158 | 1 046 | 2 904 |
| TOYOTA PASEO | 5 | 27 | 37 | 11 | 6 | 86 | 214 |
| TOYOTA RAV4 | 24 | 49 | 37 | 23 | 19 | 152 | 408 |
| TOYOTA AVALON | | | | | | | 1 |
| TOYOTA ESTIMA | | | | | | | 1 |
| TOYOTA AVENSIS VERSO | | 1 | | | | 1 | 6 |
| TOYOTA COROLLA ES. | 2 | 4 | 1 | | 1 | 8 | 12 |
| TOYOTA NR2 | | | | | | | 1 |
| TOYOTA PICNIC | 14 | 45 | 39 | 10 | 15 | 123 | 388 |
| TOYOTA HIACHE | 1 | 1 | 1 | | 2 | 5 | 32 |
| TOYOTA AVENSIS | 40 | 187 | 146 | 52 | 65 | 490 | 1 677 |
| TOYOTA PRIUS | 1 | | | | | 1 | 9 |
| TOYOTA SIENNA | | 5 | 1 | | | 6 | 7 |
| TOYOTA YARIS | 41 | 134 | 125 | 30 | 36 | 366 | 1 141 |
| TOYOTA YARIS VERSO | 5 | 15 | 11 | 3 | 9 | 43 | 136 |
| TOTAL | 3 491 | 15 904 | 11 617 | 3 503 | 4 878 | 39 393 | 105 662 |
| RUSSIE | | | | | | | |
| LADA | 23 | 188 | 115 | 23 | 45 | 394 | 758 |
| LADA NIVA | 4 | 14 | 14 | 16 | 20 | 68 | 115 |
| LADA 2105 | | | 5 | | | 5 | 17 |
| LADA DIVA | 1 | 5 | 4 | 1 | 1 | 12 | 32 |
| LADA 2107 | | | | | | | 1 |
| LADA 2104 | 1 | 2 | 1 | | 1 | 5 | 8 |
| LADA VAZ NIVA | | 1 | 1 | | 1 | 3 | 3 |
| LADA VAZ LADA 110 | | 6 | 2 | | 2 | 10 | 23 |
| LADA VAZ BALTIC | | 1 | | | | 1 | 1 |
| LADA VAZ LADA 111 | 1 | 6 | 3 | 1 | | 11 | 15 |
| LADA-VAZ LADA 112 | | 1 | | | | 1 | 1 |
| MOSKOVITCH | | | 1 | | | 1 | 1 |
| VAZ LADA 1200 | 1 | 4 | 2 | 1 | | 8 | 23 |
| VAZ LADA 2121 | | | | | | | 4 |
| VAZ LADA 2105 | 1 | 4 | 1 | | 3 | 9 | 25 |
| VAZ LADA 2107 | | 4 | 1 | | 1 | 6 | 15 |
| VAZ LADA 2104 | | 7 | 3 | | 5 | 15 | 27 |
| VOLGA M 24 | | 1 | | | 1 | 2 | 3 |
| TOTAL | 32 | 244 | 153 | 42 | 80 | 551 | 1 072 |
| POLOGNE | | | | | | | |
| FIAT FSM 126 | | 2 | | | | 2 | 4 |
| FSO POLONEZ | | 4 | | | | 4 | 5 |
| FSOCARO | 1 | | | | | 1 | 11 |
| TOTAL | 1 | 6 | | | | 7 | 20 |

**TABLEAU 1. - REPARTITION DES VOITURES D'OCCASION, MISES EN CIRCULATION
PAR REGION ET PROVINCE, ET SELON LE PAYS DE PROVENANCE
ET LA MARQUE - ANNEE 2001**

| PAYS DE PROVENANCE ET MARQUES | REGION BRUXEL- LOISE | REGION FLAMANDE | | | | | TOTAL |
|----------------------------------|----------------------------|-----------------|--------------------|----------|----------------------|------------------------|-------|
| | | ANVERS | BRABANT FLAMAND | LIMBOURG | FLANDRE ORIENTALE | FLANDRE OCCIDENTALE | |
| ISRAEL | | | | | | | |
| SABRA | | | | | 1 | | 1 |
| TOTAL | | | | | 1 | | 1 |
| SERBIE | | | | | | | |
| ZASTAVA 1100 | | 1 | | | | | 1 |
| ZASTAVA YUGO | 2 | | | | 3 | | 3 |
| YUGO 45A | 1 | 1 | 1 | | 1 | | 3 |
| YUGO 55A | 1 | | | | 1 | | 1 |
| YUGO 65A | | | 2 | | | | 2 |
| YUGO SANA | 1 | 3 | 3 | | 2 | 1 | 9 |
| TOTAL | 5 | 5 | 6 | | 7 | 1 | 19 |
| ROUMANIE | | | | | | | |
| ARO | | | | | 1 | | 1 |
| TOTAL | | | | | 1 | | 1 |
| COREE DU SUD | | | | | | | |
| DAEWOO LEMANS | 1 | | | | | | 1 |
| DAEWOO ESPERO | 31 | 68 | 20 | 36 | 30 | 26 | 180 |
| DAEWOO NEXIA | 34 | 98 | 31 | 61 | 65 | 47 | 302 |
| DAEWOO NUBIRA | 46 | 110 | 45 | 50 | 61 | 42 | 309 |
| DAEWOO LANDS | 70 | 165 | 82 | 84 | 145 | 84 | 560 |
| DAEWOO LEGANZA | 9 | 40 | 10 | 25 | 11 | 12 | 98 |
| DAEWOO MATIZ | 99 | 127 | 85 | 70 | 105 | 81 | 468 |
| DAEWOO KORANDO | | 3 | | 2 | 1 | 1 | 7 |
| DAEWOO MUSSO | | | 1 | 1 | 1 | 1 | 4 |
| DAEWOO REZZO | | | | | 1 | | 1 |
| DAEWOO TACUMA | 4 | 31 | 12 | 9 | 20 | 21 | 93 |
| HYUNDAI | 4 | | 3 | 2 | 2 | 1 | 8 |
| HYUNDAI PONY | 33 | 66 | 32 | 17 | 39 | 34 | 188 |
| HYUNDAI STELLAR | 1 | 1 | | | | | 1 |
| HYUNDAI PONY EXCEL | 91 | 148 | 93 | 90 | 102 | 125 | 558 |
| HYUNDAI SONATA | 38 | 66 | 29 | 28 | 25 | 35 | 183 |
| HYUNDAI SCOUPE | 15 | 40 | 24 | 13 | 27 | 27 | 131 |
| HYUNDAI LANTRA | 48 | 75 | 59 | 51 | 60 | 66 | 311 |
| HYUNDAI COUPE | 9 | 22 | 18 | 21 | 27 | 21 | 109 |
| HYUNDAI | 7 | 17 | 12 | 11 | 16 | 23 | 79 |
| HYUNDAI GALLOPER | 4 | 20 | 12 | 6 | 15 | 11 | 64 |
| HYUNDAI ATHOS | 16 | 21 | 10 | 8 | 16 | 27 | 82 |
| HYUNDAI SATELLITE | 1 | 9 | 3 | 3 | 2 | | 17 |
| HYUNDAI X625 | 1 | 2 | 1 | 3 | | | 6 |
| HYUNDAI SANTAMO | | | | 1 | 1 | | 2 |
| HYUNDAI STAREX | | 1 | | | | | 1 |
| HYUNDAI PRIME | 4 | 12 | 6 | 4 | 12 | 12 | 46 |
| HYUNDAI SANTAFE | 1 | 3 | 2 | | | 3 | 8 |
| HYUNDAI TRAJET | 1 | 6 | 5 | 3 | 1 | 3 | 18 |
| HYUNDAI ELANTRA | | | | 2 | | | 2 |
| KIA | | | | | | | |
| KIA SEPHIA | 24 | 50 | 41 | 14 | 42 | 32 | 179 |
| KIA SPORTAGE | 18 | 47 | 23 | 6 | 32 | 22 | 130 |
| KIA PRIDE | 14 | 42 | 37 | 12 | 40 | 29 | 160 |
| KIA CLARUS | 5 | 7 | 6 | | 3 | 9 | 25 |
| KIA SHUMA | 5 | 6 | 10 | 1 | 14 | 6 | 37 |
| KIA RETONA | 1 | 1 | 1 | 1 | 1 | 1 | 5 |
| KIA CARNIVAL | | 1 | 1 | | 1 | | 3 |
| KIA CARENS | | | | | 1 | | 1 |
| KIA RIO | | | 1 | | 1 | | 2 |
| KIA ELAN | | | 2 | | | | 2 |
| SSANGYONG | 1 | | | | | | 1 |
| SSANGYONG FAMILY | 16 | 20 | 6 | 11 | 9 | 10 | 56 |
| SSANGYONG KORANDO | | 7 | 5 | 2 | 2 | 6 | 22 |
| SSANGYONG MUSSO | 3 | 5 | 5 | 1 | 6 | 4 | 21 |
| TOTAL | 655 | 1 337 | 734 | 649 | 937 | 824 | 4 481 |

**TABEAU 1. - REPARTITION DES VOITURES D'OCCASION, MISES EN CIRCULATION
PAR REGION ET PROVINCE, ET SELON LE PAYS DE PROVENANCE
ET LA MARQUE - ANNEE 2001**

| PAYS DE PROVENANCE ET MARQUES | REGION WALLONNE | | | | | | LE ROYAUME |
|----------------------------------|-------------------|---------|-------|-----------------|-------|-------|---------------|
| | BRABANT WALLON | HAINAUT | LIEGE | LUXEM- BOURG | NAMUR | TOTAL | |
| ISRAEL | | | | | | | |
| SABRA | | | | | | | 1 |
| TOTAL | | | | | | | 1 |
| SERBIE | | | | | | | |
| ZASTAVA 1100 | 1 | | | | | 1 | 2 |
| ZASTAVA YUGO | 2 | | | | | 2 | 7 |
| YUGO 45A | | 2 | | 1 | 1 | 4 | 8 |
| YUGO 55A | | 2 | | | 1 | 3 | 5 |
| YUGO 65A | | | | | | | 2 |
| YUGO SANA | 2 | 1 | 1 | 1 | | 5 | 15 |
| TOTAL | 5 | 5 | 1 | 2 | 2 | 15 | 39 |
| ROUMANIE | | | | | | | |
| ARO | | | | | | | 1 |
| TOTAL | | | | | | | 1 |
| COREE DU SUD | | | | | | | |
| DAEWOO LEMANS | | 3 | | | | 3 | 4 |
| DAEWOO ESPERO | 7 | 56 | 39 | 10 | 4 | 116 | 327 |
| DAEWOO NEXIA | 13 | 58 | 58 | 8 | 14 | 151 | 487 |
| DAEWOO NUBIRA | 16 | 53 | 56 | 12 | 11 | 148 | 503 |
| DAEWOO LANDS | 12 | 87 | 92 | 7 | 7 | 205 | 835 |
| DAEWOO LEGANZA | 4 | 13 | 8 | 3 | 1 | 29 | 136 |
| DAEWOO MATIZ | 15 | 86 | 134 | 11 | 9 | 255 | 822 |
| DAEWOO KORANDD | | 2 | | | | 2 | 9 |
| DAEWOO MUSSO | 1 | | 2 | | | 3 | 7 |
| DAEWOO REZZO | | | | | | | 1 |
| DAEWOO TACUMA | 8 | 13 | 12 | 2 | 2 | 37 | 134 |
| HYUNDAI | | 10 | 1 | 1 | | 12 | 24 |
| HYUNDAI PONY | 8 | 77 | 44 | 7 | 19 | 155 | 376 |
| HYUNDAI STELLAR | | 2 | | | | 3 | 5 |
| HYUNDAI PONY EXCEL | 34 | 256 | 227 | 33 | 55 | 605 | 1 254 |
| HYUNDAI SONATA | 12 | 59 | 36 | 12 | 15 | 134 | 355 |
| HYUNDAI SCOUPE | 4 | 41 | 29 | 6 | 11 | 91 | 237 |
| HYUNDAI LANTRA | 28 | 124 | 105 | 25 | 25 | 307 | 666 |
| HYUNDAI COUPE | 4 | 17 | 38 | 9 | 5 | 73 | 191 |
| HYUNDAI | 9 | 38 | 47 | 3 | 10 | 107 | 193 |
| HYUNDAI GALLOPER | 1 | 7 | 5 | 2 | 2 | 17 | 85 |
| HYUNDAI ATHOS | 7 | 29 | 55 | 7 | 8 | 106 | 204 |
| HYUNDAI SATELLITE | 2 | 4 | 5 | 1 | | 12 | 30 |
| HYUNDAI X625 | | 2 | | | | 2 | 9 |
| HYUNDAI SANTAMO | | | | | | | 2 |
| HYUNDAI STAREX | | | | | | | 1 |
| HYUNDAI PRIME | 1 | 12 | 23 | | 3 | 39 | 89 |
| HYUNDAI SANTAFE | | | 2 | 1 | | 3 | 12 |
| HYUNDAI TRAJET | 3 | 3 | 6 | 3 | | 15 | 34 |
| HYUNDAI ELANTRA | 1 | 1 | | 1 | | 3 | 5 |
| KIA | | 6 | | | | 6 | 6 |
| KIA SEPHIA | 8 | 63 | 11 | 9 | 3 | 94 | 297 |
| KIA SPORTAGE | 12 | 50 | 21 | 9 | 14 | 106 | 254 |
| KIA PRIDE | 21 | 77 | 28 | 11 | 14 | 151 | 325 |
| KIA CLARUS | 1 | 6 | 3 | | 1 | 11 | 41 |
| KIA SHUMA | 10 | 18 | 4 | 3 | 2 | 37 | 79 |
| KIA RETONA | | | 2 | | | 2 | 8 |
| KIA CARNIVAL | | 1 | 1 | | | 2 | 5 |
| KIA CARENS | | | | | 1 | 1 | 2 |
| KIA RIO | 2 | 1 | 1 | | 1 | 5 | 9 |
| KIA ELAN | | | | | | | 2 |
| SSANGYONG | | | | | | | 1 |
| SSANGYONG FAMILY | 3 | 13 | 6 | | 5 | 27 | 99 |
| SSANGYONG KORANDD | | 1 | 7 | | 1 | 9 | 31 |
| SSANGYONG MUSSO | | 5 | 4 | | | 9 | 33 |
| TOTAL | 247 | 1 294 | 1 112 | 196 | 244 | 3 093 | 8 229 |

**TABLEAU 1. - REPARTITION DES VOITURES D'OCCASION, MISES EN CIRCULATION
PAR REGION ET PROVINCE, ET SELON LE PAYS DE PROVENANCE
ET LA MARQUE - ANNEE 2001**

| PAYS DE PROVENANCE ET MARQUES | REGION BRUXEL- LOISE | REGION FLAMANDE | | | | | TOTAL |
|----------------------------------|----------------------------|-----------------|--------------------|----------|----------------------|------------------------|---------|
| | | ANVERS | BRABANT FLAMAND | LIMBOURG | FLANDRE ORIENTALE | FLANDRE OCCIDENTALE | |
| MALAISIE | | | | | | | |
| PROTON 413 | 6 | 8 | 5 | | 5 | 3 | 21 |
| PROTON 415 | 3 | 23 | 11 | 8 | 12 | 8 | 62 |
| PROTON 416 | 8 | 26 | 4 | 4 | 15 | 4 | 53 |
| PROTON 418 | 4 | 1 | 2 | 1 | 3 | | 7 |
| PROTON 420 | 3 | 15 | 7 | 4 | 14 | 8 | 48 |
| PROTON 313 | 4 | 15 | 3 | 4 | 3 | 5 | 30 |
| PROTON 315 | | | 2 | | | 3 | 5 |
| PROTON GL5 | | | 1 | | | | 1 |
| TOTAL | 28 | 88 | 35 | 21 | 52 | 31 | 227 |
| INCONNU | | | | | | | |
| AUTRES | 291 | 212 | 127 | 97 | 113 | 120 | 669 |
| TOTAL | 291 | 212 | 127 | 97 | 113 | 120 | 669 |
| TOTAL GENERAL | 78 461 | 102 571 | 60 925 | 58 034 | 79 547 | 66 429 | 367 506 |

**TABLEAU 1. - REPARTITION DES VOITURES D'OCCASION, MISES EN CIRCULATION
PAR REGION ET PROVINCE, ET SELON LE PAYS DE PROVENANCE
ET LA MARQUE - ANNEE 2001**

| PAYS DE PROVENANCE ET MARQUES | REGION WALLONNE | | | | | | LE ROYAUME |
|----------------------------------|-------------------|---------|--------|-----------------|--------|---------|---------------|
| | BRABANT WALLON | HAINAUT | LIEGE | LUXEM- BOURG | NAMUR | TOTAL | |
| MALAISIE | | | | | | | |
| PROTON 413 | | 15 | 2 | 1 | | 18 | 45 |
| PROTON 415 | | 26 | 6 | 2 | 6 | 40 | 105 |
| PROTON 416 | 1 | 22 | 2 | 1 | 3 | 29 | 90 |
| PROTON 418 | | 8 | | 1 | 1 | 10 | 21 |
| PROTON 420 | 2 | 15 | 3 | 2 | 3 | 25 | 76 |
| PROTON 313 | | 18 | | 2 | | 20 | 54 |
| PROTON 315 | | | | | | | 5 |
| PROTON GL5 | | | | | | | 1 |
| TOTAL | 3 | 104 | 13 | 9 | 13 | 142 | 397 |
| INCONNU | | | | | | | |
| AUTRES | 45 | 216 | 97 | 30 | 55 | 443 | 1 403 |
| TOTAL | 45 | 216 | 97 | 30 | 55 | 443 | 1 403 |
| TOTAL GENERAL | 23 763 | 97 320 | 70 894 | 18 281 | 30 877 | 241 135 | 687 102 |

TABLEAU 2. - REPARTITION DES AUTOBUS ET AUTOCARS D'OCCASION, MIS EN CIRCULATION PAR REGION ET PROVINCE, ET SELON LE PAYS DE PROVENANCE ET LA MARQUE - ANNEE 2001

| PAYS DE PROVENANCE ET MARQUES | REGION BRUXEL- LOISE | REGION FLAMANDE | | | | | TOTAL |
|----------------------------------|----------------------------|-----------------|--------------------|----------|----------------------|------------------------|-------|
| | | ANVERS | BRABANT FLAMAND | LIMBOURG | FLANDRE ORIENTALE | FLANDRE OCCIDENTALE | |
| ALLEMAGNE | | | | | | | |
| BMW | 2 | | | | | | |
| EVOBUS SETRA | 1 | | 3 | | 1 | | 4 |
| EVOBUS MERCEDES | 1 | 2 | | 1 | | 1 | 4 |
| FORD | 8 | 1 | 2 | 2 | 2 | 1 | 8 |
| MAN | 7 | 1 | 2 | 5 | 6 | 9 | 23 |
| MAN SD202 | 2 | | | | | | |
| MAN SD200 | | | 1 | | | | 1 |
| MAN 292 | | | | | | | |
| MERCEDES | 50 | 38 | 38 | 35 | 36 | 21 | 168 |
| MERCEDES O 611D II | | | | | | 1 | 1 |
| MERCEDES O611II | 1 | | | | | | |
| MERCEDES O303 14R | | | | | | | |
| MERCEDES O303 11R | | | | | | | |
| MERCEDES 405 | | | | | | | |
| MERCEDES 814D | | | | | | 1 | 1 |
| MERCEDES O404 15R | | | | | | | |
| MERCEDES O303-14R | | | | | | | |
| MERCEDES TRAVEGO | | | | | | 1 | 1 |
| MERCEDES O815D | | | 1 | | | | 1 |
| MERCEDES 407 | 1 | | | | | | |
| MERCEDES O407 | 1 | | | | | | |
| NEOPLAN | 5 | 4 | 2 | | | | 6 |
| NEOPLAN N118 | | | | | | | |
| SETRA | 31 | 8 | 15 | 7 | 5 | 1 | 36 |
| VOLKSWAGEN | | 1 | | | | | 1 |
| TOTAL | 110 | 55 | 64 | 50 | 50 | 36 | 255 |
| BELGIQUE | | | | | | | |
| EOSCOACH | 1 | 9 | 7 | 3 | 4 | 5 | 28 |
| JONCKHEERE | | 1 | 3 | 2 | 1 | 1 | 8 |
| JONCKHEERE MISTRAL 7 | | 1 | | | | | 1 |
| VANHOO | 52 | 41 | 36 | 12 | 9 | 13 | 111 |
| TOTAL | 53 | 52 | 46 | 17 | 14 | 19 | 148 |
| FRANCE | | | | | | | |
| CITROEN | 1 | | | 1 | | 1 | 2 |
| PEUGEOT | 2 | 1 | 1 | | 1 | 1 | 4 |
| RENAULT | 2 | | 1 | 1 | | 3 | 5 |
| SAURER | | | | | | | |
| SAURER RH523 25 | | | | | | | |
| SAURER RH525 23 | | | | | | | |
| TOTAL | 5 | 1 | 2 | 2 | 1 | 5 | 11 |
| ITALIE | | | | | | | |
| FIAT | | | | | 1 | | 1 |
| IVECO | 8 | 1 | 1 | 4 | 4 | | 10 |
| TOTAL | 8 | 1 | 1 | 4 | 5 | | 11 |
| PAYS-BAS | | | | | | | |
| BOVA | 4 | 9 | 5 | 20 | 3 | 14 | 51 |
| BOVA 12220 | | | | | | 2 | 2 |
| BOVA | | | | 2 | | | 2 |
| DAF | 1 | 6 | 3 | 5 | 10 | 11 | 35 |
| TOTAL | 5 | 15 | 8 | 27 | 13 | 27 | 90 |

TABLEAU 2. - REPARTITION DES AUTOBUS ET AUTOCARS D'OCCASION, MIS EN CIRCULATION PAR REGION ET PROVINCE, ET SELON LE PAYS DE PROVENANCE ET LA MARQUE - ANNEE 2001

| PAYS DE PROVENANCE ET MARQUES | REGION WALLONNE | | | | | | LE ROYAUME |
|----------------------------------|-------------------|---------|-------|-----------------|-------|-------|---------------|
| | BRABANT WALLON | HAINAUT | LIEGE | LUXEM- BOURG | NAMUR | TOTAL | |
| ALLEMAGNE | | | | | | | |
| BMW | | | | | | | 2 |
| EVOBUS SETRA | | | 1 | | | 1 | 6 |
| EVOBUS MERCEDES | | 8 | 1 | 1 | | 10 | 15 |
| FORD | | 3 | | 1 | | 4 | 20 |
| MAN | | 2 | 1 | | 3 | 6 | 36 |
| MAN SD202 | | | | | | | 2 |
| MAN SD200 | | | | | | | 1 |
| MAN 292 | | | | | 1 | 1 | 1 |
| MERCEDES | 15 | 48 | 23 | 2 | 16 | 104 | 322 |
| MERCEDES O 611D II | | | | | | | 1 |
| MERCEDES O611II | | | | | | | 1 |
| MERCEDES O303 14R | | | 1 | | | 1 | 1 |
| MERCEDES O303 11R | | | 1 | | | 1 | 1 |
| MERCEDES 405 | | 1 | | | | 1 | 1 |
| MERCEDES 814D | | | | | | | 1 |
| MERCEDES O404 15R | | | | | 2 | 2 | 2 |
| MERCEDES O303-14R | | 1 | 2 | | | 3 | 3 |
| MERCEDES TRAVEGO | | | | | | | 1 |
| MERCEDES O815D | | | | | | | 1 |
| MERCEDES 407 | | | | | | | 1 |
| MERCEDES O407 | | | | | | | 1 |
| NEOPLAN | | 1 | | | 2 | 3 | 14 |
| NEOPLAN N118 | | 1 | | | | 1 | 1 |
| SETRA | 7 | 10 | 3 | 1 | | 21 | 88 |
| VOLKSWAGEN | | 1 | 1 | 1 | | 3 | 4 |
| TOTAL | 22 | 76 | 34 | 6 | 24 | 162 | 527 |
| BELGIQUE | | | | | | | |
| EOSCOACH | | 8 | 1 | | 8 | 17 | 46 |
| JONCKHEERE | 1 | 4 | | | | 5 | 13 |
| JONCKHEERE MISTRAL 7 | | | | | | | 1 |
| VANHOOL | 7 | 21 | 10 | | 14 | 52 | 215 |
| TOTAL | 8 | 33 | 11 | | 22 | 74 | 275 |
| FRANCE | | | | | | | |
| CITROEN | | 3 | | | 1 | 4 | 7 |
| PEUGEOT | 2 | 1 | 1 | | 2 | 6 | 12 |
| RENAULT | 1 | 2 | 2 | | | 5 | 12 |
| SAURER | | 3 | | | | 3 | 3 |
| SAURER RH523 25 | | 1 | | | | 1 | 1 |
| SAURER RH525 23 | | 1 | | | | 1 | 1 |
| TOTAL | 3 | 11 | 3 | | 3 | 20 | 36 |
| ITALIE | | | | | | | |
| FIAT | | | | | | | 1 |
| IVECO | | | | | 4 | 4 | 22 |
| TOTAL | | | | | 4 | 4 | 23 |
| PAYS-BAS | | | | | | | |
| BOVA | | 2 | 2 | | | 4 | 59 |
| BOVA 12220 | | | | | | | 2 |
| BOVA | | | | | | | 2 |
| DAF | | 1 | 1 | | | 2 | 38 |
| TOTAL | | 3 | 3 | | | 6 | 101 |

TABLEAU 2. - REPARTITION DES AUTOBUS ET AUTOCARS D'OCCASION, MIS EN CIRCULATION PAR REGION ET PROVINCE, ET SELON LE PAYS DE PROVENANCE ET LA MARQUE - ANNEE 2001

| PAYS DE PROVENANCE ET MARQUES | REGION BRUXEL- LOISE | REGION FLAMANDE | | | | | TOTAL |
|----------------------------------|----------------------------|-----------------|--------------------|------------|----------------------|------------------------|------------|
| | | ANVERS | BRABANT FLAMAND | LIMBOURG | FLANDRE ORIENTALE | FLANDRE OCCIDENTALE | |
| ROYAUME-UNI | | | | | | | |
| AEC | | | | | | | |
| BEDFORD | | | | | 1 | | 1 |
| BEDFORD SB3 | | | | 1 | | | 1 |
| LEYLAND | 1 | 3 | | | | | 3 |
| TOTAL | 1 | 3 | | 1 | 1 | | 5 |
| SUEDE | | | | | | | |
| SCANIA | 2 | 2 | 7 | 4 | 2 | | 15 |
| VOLVO | 8 | 2 | 1 | 3 | 9 | 8 | 23 |
| TOTAL | 10 | 4 | 8 | 7 | 11 | 8 | 38 |
| U.S.A. | | | | | | | |
| CHEVROLET | 2 | 2 | | | | | 2 |
| CHEVROLET CB6 | | 1 | | | | | 1 |
| DODGE | | 1 | | | | | 1 |
| FORD ESUPER | | | 2 | | | | 2 |
| GMC | | | | | | | |
| INTERNATIONAL | 5 | | | | | | |
| INTERNATIONAL SC | | | 1 | | | | 1 |
| AUTRES | | | | | | 1 | 1 |
| TOTAL | 7 | 4 | 3 | | | 1 | 8 |
| SERBIE | | | | | | | |
| AUTRES | | | | | | | |
| TOTAL | | | | | | | |
| INCONNU | | | | | | | |
| AUTRES | 7 | 4 | 6 | 6 | 1 | 4 | 21 |
| TOTAL | 7 | 4 | 6 | 6 | 1 | 4 | 21 |
| TOTAL GENERAL | 206 | 139 | 138 | 114 | 96 | 100 | 587 |

TABLEAU 2. - REPARTITION DES AUTOBUS ET AUTOCARS D'OCCASION, MIS EN CIRCULATION PAR REGION ET PROVINCE, ET SELON LE PAYS DE PROVENANCE ET LA MARQUE - ANNEE 2001

| PAYS DE PROVENANCE ET MARQUES | REGION WALLONNE | | | | | | LE ROYAUME |
|----------------------------------|-------------------|------------|-----------|-----------------|-----------|------------|---------------|
| | BRABANT WALLON | HAINAUT | LIEGE | LUXEM- BOURG | NAMUR | TOTAL | |
| ROYAUME-UNI | | | | | | | |
| AEC | | | | | 1 | 1 | 1 |
| BEDFORD | | | | | | | 1 |
| BEDFORD SB3 | | | | | | | 1 |
| LEYLAND | 1 | | | | | 1 | 5 |
| TOTAL | 1 | | | | 1 | 2 | 8 |
| SUEDE | | | | | | | |
| SCANIA | 1 | 2 | 1 | | 2 | 6 | 23 |
| VOLVO | 1 | 8 | 1 | 2 | 1 | 13 | 44 |
| TOTAL | 2 | 10 | 2 | 2 | 3 | 19 | 67 |
| U.S.A. | | | | | | | |
| CHEVROLET | | | | | | | 4 |
| CHEVROLET CB6 | | | | | | | 1 |
| DODGE | | | | | | | 1 |
| FORD ESUPER | | | | | | | 2 |
| GMC | | 1 | | | | 1 | 1 |
| INTERNATIONAL | | | | | | | 5 |
| INTERNATIONAL SC | | | | | | | 1 |
| AUTRES | | | | | | | 1 |
| TOTAL | | 1 | | | | 1 | 16 |
| SERBIE | | | | | | | |
| AUTRES | | | | | 1 | 1 | 1 |
| TOTAL | | | | | 1 | 1 | 1 |
| INCONNU | | | | | | | |
| AUTRES | 1 | 12 | | | 1 | 14 | 42 |
| TOTAL | 1 | 12 | | | 1 | 14 | 42 |
| TOTAL GENERAL | 37 | 146 | 53 | 8 | 59 | 303 | 1 096 |

**TABLEAU 3. - REPARTITION DES CAMIONS D'OCCASION, MIS EN CIRCULATION
PAR REGION ET PROVINCE, ET SELON LE PAYS DE PROVENANCE
ET LA MARQUE - ANNEE 2001**

| PAYS DE PROVENANCE ET MARQUES | REGION BRUXEL- LOISE | REGION FLAMANDE | | | | | TOTAL |
|----------------------------------|----------------------------|-----------------|--------------------|----------|----------------------|------------------------|-------|
| | | ANVERS | BRABANT FLAMAND | LIMBOURG | FLANDRE ORIENTALE | FLANDRE OCCIDENTALE | |
| ALLEMAGNE | | | | | | | |
| AUTO UNION AUDI | | | | | | 1 | 1 |
| BARKAS | 1 | 6 | 5 | 5 | 2 | | 18 |
| BORGWARD | | | | 1 | | | 1 |
| FORD | 748 | 1 061 | 468 | 606 | 702 | 705 | 3 542 |
| FORD TAUNUS | | | | | 1 | | 1 |
| FORD ESCORT | | 2 | | 1 | | | 3 |
| FORD FIESTA | | | | | | 1 | 1 |
| FORD SIERRA | | | | | 1 | | 1 |
| FORD SCORPIO | | 1 | | | | | 1 |
| FORD TAUNUS | 5 | 6 | | 6 | 1 | 2 | 15 |
| FORD COURIER | 1 | | | | | 1 | 1 |
| FORD EXPLODER | 1 | | 2 | | | | 2 |
| FORD GALAXY | | | | | | 1 | 1 |
| FORD F150 | | | | 3 | | | 3 |
| FORD 130 | | | | | | | |
| HANOMAG HENSCHEL | | 1 | | 2 | 2 | 4 | 9 |
| KRAMER | | | | | | | |
| MERCEDES 2422 | | | | | | 1 | 1 |
| MAGIRUS DEUTZ | 4 | 6 | 3 | 11 | 7 | | 27 |
| MAGIRUS DEUTZ 11017A | | | | | | | |
| MAN VW | 7 | 16 | 14 | 7 | 20 | 6 | 63 |
| MAN | 69 | 141 | 98 | 80 | 192 | 176 | 687 |
| MAN T15 | 3 | | | | | | |
| MAN 24272 | | 1 | | | | | 1 |
| MAN E15 | | | | | | | |
| MAN 26302 6X6 | | | | | 1 | | 1 |
| MAN SL202 | | | | | | 1 | 1 |
| MAN 26332 | | | | | 1 | | 1 |
| MERCEDES | 1 653 | 2 067 | 1 162 | 1 195 | 1 886 | 1 692 | 8 002 |
| MERCEDES 300 | | 1 | 1 | | | | 2 |
| MERCEDES 560 SEC | | | 1 | | | | 1 |
| MERCEDES 300 G | | | | | | 1 | 1 |
| MERCEDES 460 | | | | 1 | | | 1 |
| MERCEDES SPRINTER | | | | 1 | | 1 | 2 |
| MERCEDES 410 D-X1 | | | | 1 | | | 1 |
| MERCEDES G 320 | | | | | | | |
| MERCEDES ML320 | | | | 1 | | | 1 |
| MERCEDES 210 | | | | | | | |
| MERCEDES 208 D | 6 | 3 | 1 | | 1 | 2 | 7 |
| MERCEDES 210D | | 1 | | | | | 1 |
| MERCEDES 312 D | | | | | | | |
| MERCEDES 308D | 1 | 1 | | | 1 | | 2 |
| MERCEDES 410D | | | | | 1 | | 1 |
| MERCEDES 1317L | 1 | | 1 | 1 | | | 2 |
| MERCEDES 208D KA | 3 | 1 | 1 | | | 1 | 3 |
| MERCEDES 3234B | | | | 1 | | | 1 |
| MERCEDES 2435K | | | | | | | |
| MERCEDES 2429K | | | | | | | |
| MERCEDES 2538K | | | | | 1 | | 1 |
| MERCEDES 1729KA | | | | | | | |
| MERCEDES 207D | 1 | 1 | | 1 | | | 2 |
| MERCEDES MB100D | | | | | | 1 | 1 |
| MERCEDES 914 | | | | 1 | | | 1 |
| MERCEDES 410 | | | | | | 1 | 1 |
| MERCEDES 1726L | | 1 | | | | | 1 |
| MERCEDES UNIMOG 404 | | 1 | | | | | 1 |
| MERCEDES 2219 | | | | | | | |
| MERCEDES 2422 6X4 | | | | 1 | | | 1 |
| MERCEDES 508D | | | | | | 1 | 1 |
| MERCEDES 208D KB | | 1 | | | | 1 | 2 |
| MERCEDES 3538K | | 1 | | | | | 1 |
| MERCEDES 1317V | | | | | 1 | | 1 |
| MERCEDES TN208D | | | | 1 | | | 1 |
| MERCEDES 3635K | | | | | 1 | | 1 |
| MERCEDES 814D | 1 | | | | 1 | | 1 |
| MERCEDES 404 UNIMOG | | | | | | | |
| MERCEDES 3240B | | | 1 | 1 | | | 2 |
| MERCEDES ACTROS | | | | | 1 | | 1 |
| MERCEDES TN307NC | 1 | | | | | | 1 |
| MERCEDES 2422L | | 1 | | | | | 1 |
| MERCEDES 2448S | | 1 | | | | | 1 |
| MERCEDES 2527B | | 1 | | | | | 1 |

**TABLEAU 3. - REPARTITION DES CAMIONS D'OCCASION, MIS EN CIRCULATION
PAR REGION ET PROVINCE, ET SELON LE PAYS DE PROVENANCE
ET LA MARQUE - ANNEE 2001**

| PAYS DE PROVENANCE ET MARQUES | REGION WALLONNE | | | | | | LE ROYAUME |
|----------------------------------|-------------------|---------|-------|-----------------|-------|-------|---------------|
| | BRABANT WALLON | HAINAUT | LIEGE | LUXEM- BOURG | NAMUR | TOTAL | |
| ALLEMAGNE | | | | | | | |
| AUTO UNION AUDI | | | 1 | | | 1 | 2 |
| BARKAS | 2 | 10 | 4 | | 4 | 20 | 39 |
| BORGWARD | | | | | | | 1 |
| FORD | 145 | 664 | 616 | 117 | 214 | 1 756 | 6 046 |
| FORD TAUNUS | | | | | | | 1 |
| FORD ESCORT | | | | | | | 3 |
| FORD FIESTA | | 2 | 1 | | | 3 | 4 |
| FORD SIERRA | | | | | | | 1 |
| FORD SCORPIO | | | | | | | 1 |
| FORD TAUNUS | | 2 | 2 | | | 4 | 24 |
| FORD COURIER | | | | | | | 2 |
| FORD EXPLORER | | | | | | | 3 |
| FORD GALAXY | | | | | | | 1 |
| FORD F150 | | 1 | 2 | | 1 | 4 | 7 |
| FORD 130 | | | 1 | | | 1 | 1 |
| HANOMAG HENSCHEL | 1 | 3 | 3 | 1 | | 8 | 17 |
| KRAMER | | | | | 1 | 1 | 1 |
| MERCEDES 2422 | | | | | | | 1 |
| MAGIRUS DEUTZ | 3 | 8 | 10 | 1 | 6 | 28 | 59 |
| MAGIRUS DEUTZ 11017A | | | 2 | | | 2 | 2 |
| MAN VW | 6 | 9 | 13 | 2 | 8 | 38 | 108 |
| MAN | 17 | 85 | 70 | 30 | 42 | 244 | 1 000 |
| MAN T15 | | | | | | | 3 |
| MAN 24272 | | | | | | | 1 |
| MAN E15 | 1 | | | | | 1 | 1 |
| MAN 26302 6X6 | | | | | | | 1 |
| MAN SL202 | | | | | | | 1 |
| MAN 26332 | | | | | | | 1 |
| MERCEDES | 237 | 1 016 | 896 | 154 | 403 | 2 706 | 12 361 |
| MERCEDES 300 | | | | | | | 2 |
| MERCEDES 560 SEC | | | | | | | 1 |
| MERCEDES 300 G | | | | | | | 1 |
| MERCEDES 460 | | | | | | | 1 |
| MERCEDES SPRINTER | | 1 | | | | 1 | 3 |
| MERCEDES 410 D-X1 | | | | | | | 1 |
| MERCEDES G 320 | 1 | | | | | 1 | 1 |
| MERCEDES ML320 | | | | | | | 1 |
| MERCEDES 210 | 2 | | | | | 2 | 2 |
| MERCEDES 208 D | | | 2 | | | 2 | 15 |
| MERCEDES 210D | | | | | | | 1 |
| MERCEDES 312 D | | | | 1 | | 1 | 1 |
| MERCEDES 308D | | | | | | | 3 |
| MERCEDES 410D | | | | | | | 1 |
| MERCEDES 1317L | | | | | | | 3 |
| MERCEDES 208D KA | | | | | | | 6 |
| MERCEDES 3234B | | | | | | | 1 |
| MERCEDES 2435K | | | 2 | | | 2 | 2 |
| MERCEDES 2429K | | 1 | | | 1 | 2 | 2 |
| MERCEDES 2538K | | | 1 | | 1 | 2 | 3 |
| MERCEDES 1729KA | | | | 1 | | 1 | 1 |
| MERCEDES 207D | | | | | | | 3 |
| MERCEDES MB100D | | | | | | | 1 |
| MERCEDES 914 | | | | | | | 1 |
| MERCEDES 410 | | | | | | | 1 |
| MERCEDES 1726L | | | | | | | 1 |
| MERCEDES UNIMOG 404 | | | | | | | 1 |
| MERCEDES 2219 | | | 1 | | | 1 | 1 |
| MERCEDES 2422 6X4 | | | | | | | 1 |
| MERCEDES 508D | | | 1 | | | 1 | 2 |
| MERCEDES 208D KB | 1 | | 1 | | | 2 | 4 |
| MERCEDES 3538K | | | | | | | 1 |
| MERCEDES 1317V | | | | | | | 1 |
| MERCEDES TN208D | | | | | | | 1 |
| MERCEDES 3635K | | | | | | | 1 |
| MERCEDES 814D | | | | | | | 2 |
| MERCEDES 404 UNIMOG | | | 1 | | | 1 | 1 |
| MERCEDES 3240B | | | | | | | 2 |
| MERCEDES ACTROS | | | | | | | 1 |
| MERCEDES TN307NC | | | | | | | 1 |
| MERCEDES 2422L | | | 1 | | | 1 | 2 |
| MERCEDES 2448S | | | | | | | 1 |
| MERCEDES 2527B | | | | 1 | | 1 | 2 |

**TABEAU 3. - REPARTITION DES CAMIONS D'OCCASION, MIS EN CIRCULATION
PAR REGION ET PROVINCE, ET SELON LE PAYS DE PROVENANCE
ET LA MARQUE - ANNEE 2001**

| PAYS DE PROVENANCE ET MARQUES | REGION BRUXEL- LOISE | REGION FLAMANDE | | | | | TOTAL |
|----------------------------------|----------------------------|-----------------|--------------------|----------|----------------------|------------------------|--------|
| | | ANVERS | BRABANT FLAMAND | LIMBOURG | FLANDRE ORIENTALE | FLANDRE OCCIDENTALE | |
| MERCEDES 817L | | | | 1 | | | 1 |
| MERCEDES 507DKA | | | | | 1 | | 1 |
| MERCEDES 1922AK | | | | | | | |
| MERCEDES L508DG | | | | | | | |
| MERCEDES 1622AK | | | | | | | |
| MERCEDES 1726 | | | | | | 1 | 1 |
| MERCEDES 1617CAK | | | | | | | |
| MERCEDES 463D | | | | | | 1 | 1 |
| MERCEDES 1735AK | | | | | | | |
| MERCEDES 2538 | | | | | | | |
| MERCEDES 814 | 1 | | | | | | |
| MERCEDES 1117 | | | 1 | | | 1 | 2 |
| MERCEDES 208DX | 1 | 1 | | | | | 1 |
| MERCEDES 1314K | | | | 1 | | | 1 |
| MERCEDES 2435 6X4 | | | | | | | |
| MERCEDES 404 | | | | | | | |
| MERCEDES 2628 | | 1 | | | | | 1 |
| MERCEDES 1314 | | | | | | 1 | 1 |
| MERCEDES 609D | | | | | | 1 | 1 |
| MERCEDES 1820 | | | | | | | |
| MERCEDES 904 | | | | | 1 | | 1 |
| MERCEDES 1722 | | | | | 1 | | 1 |
| MERCEDES 250TD I | | 1 | | | | | 1 |
| MERCEDES 602KA | | 1 | | | | | 1 |
| MERCEDES 2643K | 1 | | | | | | |
| MERCEDES 609 DKA | | 1 | | 1 | | | 2 |
| MERCEDES MB 100 DL | | | | | | | |
| MERCEDES 601 DKB | | | | | | 1 | 1 |
| MERCEDES 1320L | | | | | | | |
| MERCEDES 1520 | | | | | 1 | | 1 |
| MERCEDES 1317 | | | | 1 | | 1 | 2 |
| MERCEDES 1622 | | | | | 1 | | 1 |
| MERCEDES 1729AK | | | 1 | | | | 1 |
| MERCEDES 602DKA | | | | | | | |
| MERCEDES 3229B | | 1 | | | | | 1 |
| MERCEDES 2638A | | | | | | 1 | 1 |
| MERCEDES L410I | | 1 | | | | | 1 |
| MERCEDES 711 | | | | 1 | | | 1 |
| MERCEDES 903 | | 1 | | | | | 1 |
| OPEL | 105 | 245 | 120 | 159 | 211 | 237 | 972 |
| OPEL CORSA | 1 | | | 1 | | 1 | 2 |
| OPEL COMMODORE 22 | 1 | | | | | | |
| OPEL OMEGA | | 2 | 1 | | | | 3 |
| OPEL ASTRA | | 1 | | | | | 1 |
| OPEL COMBO | | | | 1 | | | 1 |
| OPEL MOVANO | | 1 | | | 1 | | 2 |
| OPEL CAMPO | 3 | | | | | | |
| OPEL BLITZ | | | | | 1 | | 1 |
| VOLKSWAGEN | 753 | 814 | 514 | 438 | 629 | 584 | 2 979 |
| VOLKSWAGEN POLO | | | | | | | |
| VOLKSWAGEN GOLF | 1 | | | | | | |
| VOLKSWAGEN CADDY | | | | | 3 | | 3 |
| VOLKSWAGEN TRANSPORT | 2 | 3 | | | 2 | 1 | 6 |
| VOLKSWAGEN LT | 1 | | | | | | |
| VOLKSWAGEN 70X0D | | 1 | | | | | 1 |
| VOLKSWAGEN 281 | | | | | 1 | | 1 |
| VOLKSWAGEN 253 DF | | | | | | | |
| VOLKSWAGEN LT35 | 2 | | | 1 | 1 | | 2 |
| VOLKSWAGEN 70 XO | | 1 | | | | | 1 |
| VOLKSWAGEN 21 | | | | 1 | | | 1 |
| VOLKSWAGEN 2DFANJ3C | | 1 | | | | | 1 |
| VOLKSWAGEN 70X02A | | 1 | | | | | 1 |
| VOLKSWAGEN 70X0B | 2 | | | | 1 | | 1 |
| VOLKSWAGEN 251 | | | | | | | |
| VOLKSWAGEN 253KY | | | | | | | |
| VOLKSWAGEN 7AX0 | | 1 | | | | | 1 |
| VOLKSWAGEN 2DM-AHD | | | | | 1 | | 1 |
| VOLKSWAGEN 253-299 | | | | | | | |
| WARTBURG | | 1 | | | | | 1 |
| TOTAL | 3 380 | 4 403 | 2 395 | 2 534 | 3 681 | 3 430 | 16 443 |

**TABLEAU 3. - REPARTITION DES CAMIONS D'OCCASION, MIS EN CIRCULATION
PAR REGION ET PROVINCE, ET SELON LE PAYS DE PROVENANCE
ET LA MARQUE - ANNEE 2001**

| PAYS DE PROVENANCE ET MARQUES | REGION WALLONNE | | | | | TOTAL | LE ROYAUME |
|----------------------------------|-------------------|---------|-------|-----------------|-------|-------|---------------|
| | BRABANT WALLON | HAINAUT | LIEGE | LUXEM- BOURG | NAMUR | | |
| MERCEDES 817L | | | | | | | 1 |
| MERCEDES 507DKA | | | | | | | 1 |
| MERCEDES 1922AK | | | | | 1 | 1 | 1 |
| MERCEDES L508DG | | | 1 | | | 1 | 1 |
| MERCEDES 1622AK | | 1 | | | | 1 | 1 |
| MERCEDES 1726 | | | | | | | 1 |
| MERCEDES 1617CAK | | | 1 | | | 1 | 1 |
| MERCEDES 463D | | | | | | | 1 |
| MERCEDES 1735AK | | | 1 | 1 | | 2 | 2 |
| MERCEDES 2538 | | | 1 | | | 1 | 1 |
| MERCEDES 814 | | | | | | | 1 |
| MERCEDES 1117 | | | | | | | 2 |
| MERCEDES 208DX | | | | | | | 2 |
| MERCEDES 1314K | | | | | | | 1 |
| MERCEDES 2435 6X4 | | | | 1 | | 1 | 1 |
| MERCEDES 404 | | 1 | | | | 1 | 1 |
| MERCEDES 2628 | | | | | | | 1 |
| MERCEDES 1314 | | | | | | | 1 |
| MERCEDES 609D | | | | | | | 1 |
| MERCEDES 1820 | | 1 | | | | 1 | 1 |
| MERCEDES 904 | | | | | | | 1 |
| MERCEDES 1722 | | | | | | | 1 |
| MERCEDES 250TD I | | | | | | | 1 |
| MERCEDES 602KA | | | | | | | 1 |
| MERCEDES 2643K | | | | | | | 1 |
| MERCEDES 609 DKA | | | | | | | 2 |
| MERCEDES MB 100 DL | | | 1 | | | 1 | 1 |
| MERCEDES 601 DK8 | | | 1 | | | 1 | 1 |
| MERCEDES 1320L | | | | | | | 1 |
| MERCEDES 1520 | | | | | | | 1 |
| MERCEDES 1317 | | | | | | | 2 |
| MERCEDES 1622 | | | | | | | 1 |
| MERCEDES 1729AK | | | | | | | 1 |
| MERCEDES 602DKA | | | 1 | | | 1 | 1 |
| MERCEDES 3229B | | | | | | | 1 |
| MERCEDES 2638A | | | | | | | 1 |
| MERCEDES L410I | | | | | | | 1 |
| MERCEDES 711 | | | | | | | 1 |
| MERCEDES 903 | | | | | | | 1 |
| OPEL | 37 | 225 | 122 | 47 | 72 | 503 | 1 580 |
| OPEL CORSA | | | | | | | 3 |
| OPEL COMMODORE 22 | | | | | | | 1 |
| OPEL OMEGA | | | | | | | 3 |
| OPEL ASTRA | | | 1 | | | 1 | 2 |
| OPEL COMBO | | | | | | | 1 |
| OPEL MOVANO | | | | | | | 2 |
| OPEL CAMPO | | | 1 | | | 1 | 4 |
| OPEL BLITZ | | | | | | | 1 |
| VOLKSWAGEN | 198 | 706 | 580 | 115 | 288 | 1 887 | 5 619 |
| VOLKSWAGEN POLO | | | 1 | | | 1 | 1 |
| VOLKSWAGEN GOLF | | | | | | | 1 |
| VOLKSWAGEN CADDY | | 1 | 1 | | | 2 | 5 |
| VOLKSWAGEN TRANSPORT | 1 | | 2 | 2 | 3 | 8 | 16 |
| VOLKSWAGEN LT | | 2 | | | | 2 | 3 |
| VOLKSWAGEN 70X0D | | | | | | | 1 |
| VOLKSWAGEN 281 | | | | | | | 1 |
| VOLKSWAGEN 253 DF | | | | 1 | | 1 | 1 |
| VOLKSWAGEN LT35 | | | | | | | 4 |
| VOLKSWAGEN 70 XD | | | 1 | | | 1 | 2 |
| VOLKSWAGEN 21 | | | | | | | 1 |
| VOLKSWAGEN 2DFANJ3C | | | | | | | 1 |
| VOLKSWAGEN 70X02A | | | | | | | 1 |
| VOLKSWAGEN 70X0B | | | | | | | 3 |
| VOLKSWAGEN 251 | | | | 3 | | 3 | 3 |
| VOLKSWAGEN 253KY | | | | 1 | | 1 | 1 |
| VOLKSWAGEN 7AX0 | | | | | | | 1 |
| VOLKSWAGEN 2DM-AHD | | | | | | | 1 |
| VOLKSWAGEN 253-299 | 1 | | | | | 1 | 1 |
| WARTBURG | | | | | | | 1 |
| TOTAL | 653 | 2 739 | 2 347 | 479 | 1 045 | 7 263 | 27 086 |

**TABLEAU 3. - REPARTITION DES CAMIONS D'OCCASION, MIS EN CIRCULATION
PAR REGION ET PROVINCE, ET SELON LE PAYS DE PROVENANCE
ET LA MARQUE - ANNEE 2001**

| PAYS DE PROVENANCE ET MARQUES | REGION BRUXEL- LOISE | REGION FLAMANDE | | | | | TOTAL |
|----------------------------------|----------------------------|-----------------|--------------------|----------|---------------------------|-----------------------------|-------|
| | | ANVERS | BRABANT FLAMAND | LIMBOURG | FLANDRE ORIEN- TALE | FLANDRE OCCIDEN- TALE | |
| AUTRICHE | | | | | | | |
| STEYR | | 2 | | 2 | 1 | 2 | 7 |
| STEYR PUCH PINZGAUER | | | 1 | | | | 1 |
| TOTAL | | 2 | 1 | 2 | 1 | 2 | 8 |
| BELGIQUE | | | | | | | |
| FN | | 1 | | | 1 | | 2 |
| GM | | | 1 | | | | 1 |
| GM RANGER | | | 2 | | 1 | 2 | 7 |
| MINERVA | | 2 | 2 | | | 1 | 1 |
| VANCLÉE | | | | | | | 4 |
| VANHOOL | 3 | 3 | | | 1 | | |
| VANHOOL A120 | | | | | | | |
| TOTAL | 3 | 6 | 3 | | 3 | 3 | 15 |
| ESPAGNE | | | | | | | |
| PEGASO | 1 | 1 | | | | 1 | 2 |
| SEAT | 37 | 101 | 24 | 27 | 67 | 40 | 259 |
| SEAT TERRA | | | | | | | 1 |
| SEAT LEON | | | | | | 1 | |
| SEAT CK31Y2C | | | | | | | |
| SEAT 024A | | | | | | | |
| TOTAL | 38 | 102 | 24 | 27 | 67 | 42 | 262 |
| FRANCE | | | | | | | |
| BERLIET | | 1 | | 1 | | | 2 |
| MATRA RENAULT | | | | | | | |
| CITROEN | 783 | 917 | 472 | 702 | 642 | 752 | 3 485 |
| CITROEN C 15 | | | | 1 | | | 1 |
| CITROEN ZX | 1 | | | | | | |
| CITROEN BERLINGO | | | | 2 | | | 2 |
| CITROEN JUMPER | | | | | | | |
| CITROEN 232B72 | 1 | | | | | | |
| CITROEN ORIGINAL | | 1 | | | | | 1 |
| CITROEN C25D | | 1 | | | | | 1 |
| CITROEN AK | | | | | | 1 | 1 |
| HOTCHKISS | | | | | 1 | | 1 |
| PEUGEOT | 441 | 471 | 241 | 326 | 441 | 387 | 1 866 |
| PEUGEOT 203 | | | | | | | |
| PEUGEOT 307 | | | | | | 1 | 1 |
| PEUGEOT 306 | | | | 1 | | | 1 |
| PEUGEOT 406 | 1 | | | | | | |
| PEUGEOT EXPERT | | | | | | | |
| PEUGEOT 206 | | 1 | | | | | 1 |
| PEUGEOT PARTNER | | | | 1 | | | 1 |
| PEUGEOT 290L | | | | | | | |
| PEUGEOT 20 SG12 | | | | | | | |
| PEUGEOT 222 DB2 | | | | 1 | | | 1 |
| PEUGEOT 290A62 | | | | | | | |
| RENAULT | 1 040 | 1 108 | 513 | 642 | 850 | 1 015 | 4 238 |
| RENAULT EXPRESS | | | | 1 | | | 1 |
| RENAULT ESPACE | | | | | 1 | | 1 |
| RENAULT MEGANE | | | 1 | | 1 | | 2 |
| RENAULT TRAFIC | | | | 1 | | | 1 |
| RENAULT H984 | | | | | | | |
| RENAULT F8QA724 | | | | 1 | | | 1 |
| RENAULT J63525 | | 1 | | | | | 1 |
| RENAULT TRM 4000 | | | 1 | | | | 1 |
| RENAULT FN40B5 | | | | | | | |
| RENAULT FC | | 1 | | | | | 1 |
| RENAULT FB30CG | | | | | 1 | | 1 |
| RENAULT PCY305 | | | | | | | |
| RENAULT F40105 | | | | | | | |
| RENAULT F40RMS | | | | | 1 | | 1 |
| RENAULT T5XG05 | | | | | | | |

**TABLEAU 3. - REPARTITION DES CAMIONS D'OCCASION, MIS EN CIRCULATION
PAR REGION ET PROVINCE, ET SELON LE PAYS DE PROVENANCE
ET LA MARQUE - ANNEE 2001**

| PAYS DE PROVENANCE ET MARQUES | REGION WALLONNE | | | | | | LE ROYAUME |
|----------------------------------|-------------------|---------|-------|-----------------|-------|-------|---------------|
| | BRABANT WALLON | HAINAUT | LIEGE | LUXEM- BOURG | NAMUR | TOTAL | |
| AUTRICHE | | | | | | | |
| STEYR | 1 | 3 | 1 | | | 5 | 12 |
| STEYR PUCH PINZGAUER | | | | | | | 1 |
| TOTAL | 1 | 3 | 1 | | | 5 | 13 |
| BELGIQUE | | | | | | | |
| FN | 1 | | | | | 1 | 3 |
| GM | | | | | | | 1 |
| GM RANGER | | | | | 1 | 1 | 1 |
| MINERVA | | 2 | 3 | 1 | | 6 | 13 |
| VANCLEE | | | | | | | 1 |
| VANHOOL | | | 1 | | | 1 | 8 |
| VANHOOL A120 | | 1 | | | | 1 | 1 |
| TOTAL | 1 | 3 | 4 | 1 | 1 | 10 | 28 |
| ESPAGNE | | | | | | | |
| PEGASO | | | | 1 | | 1 | 4 |
| SEAT | 15 | 68 | 53 | 12 | 30 | 178 | 474 |
| SEAT TERRA | | | 1 | | | 1 | 1 |
| SEAT LEON | | | | | | | 1 |
| SEAT CK31Y2C | | 1 | | | | 1 | 1 |
| SEAT O24A | | | 1 | | | 1 | 1 |
| TOTAL | 15 | 69 | 55 | 13 | 30 | 182 | 482 |
| FRANCE | | | | | | | |
| BERLIET | | 1 | | | | 1 | 3 |
| MATRA RENAULT | | | | | 1 | 1 | 1 |
| CITROEN | 199 | 838 | 577 | 170 | 318 | 2 102 | 6 370 |
| CITROEN C 15 | | | | | | | 1 |
| CITROEN ZX | | | | | | | 1 |
| CITROEN BERLINGO | | | | 1 | | 1 | 1 |
| CITROEN JUMPER | | | | | | | 2 |
| CITROEN 232B72 | | | | | | | 1 |
| CITROEN ORIGINAL | | | | | | | 1 |
| CITROEN C25D | | | | | | | 1 |
| CITROEN AK | 1 | | | | | 1 | 2 |
| HOTCHKISS | | 1 | | | 3 | 4 | 5 |
| PEUGEOT | 121 | 527 | 269 | 92 | 200 | 1 209 | 3 516 |
| PEUGEOT 203 | | 1 | | | 1 | 2 | 2 |
| PEUGEOT 307 | | | | | | | 1 |
| PEUGEOT 306 | | | | | | | 1 |
| PEUGEOT 406 | | | | | | | 1 |
| PEUGEOT EXPERT | | | 1 | | | 1 | 1 |
| PEUGEOT 206 | | | | | | | 1 |
| PEUGEOT PARTNER | | 1 | | | | 1 | 2 |
| PEUGEOT 290L | | | 2 | | | 2 | 2 |
| PEUGEOT 20 SG12 | | | | 1 | | 1 | 1 |
| PEUGEOT 222 DB2 | | | | | | | 1 |
| PEUGEOT 290A62 | | 1 | | | | 1 | 1 |
| RENAULT | 268 | 1 237 | 834 | 207 | 365 | 2 911 | 8 189 |
| RENAULT EXPRESS | | | | | 1 | 1 | 2 |
| RENAULT ESPACE | | | | | | | 1 |
| RENAULT MEGANE | | | | | | | 2 |
| RENAULT TRAFIC | | | | | | | 1 |
| RENAULT H984 | | | 1 | | | 1 | 1 |
| RENAULT F8QA724 | | | | | | | 1 |
| RENAULT J63525 | | | | | | | 1 |
| RENAULT TRM 4000 | | | | | | | 1 |
| RENAULT FN40B5 | | | | | 1 | 1 | 1 |
| RENAULT FC | | | | | | | 1 |
| RENAULT FB30CG | | | | | | | 1 |
| RENAULT PCY305 | | | 1 | | | 1 | 1 |
| RENAULT F40105 | | 1 | | | | 1 | 1 |
| RENAULT F40RM5 | | | | | | | 1 |
| RENAULT T5XG05 | 1 | | | | | 1 | 1 |

**TABLEAU 3. - REPARTITION DES CAMIONS D'OCCASION, MIS EN CIRCULATION
PAR REGION ET PROVINCE, ET SELON LE PAYS DE PROVENANCE
ET LA MARQUE - ANNEE 2001**

| PAYS DE PROVENANCE ET MARQUES | REGION BRUXEL- LOISE | REGION FLAMANDE | | | | | TOTAL |
|----------------------------------|----------------------------|-----------------|--------------------|----------|----------------------|------------------------|-------|
| | | ANVERS | BRABANT FLAMAND | LIMBOURG | FLANDRE ORIENTALE | FLANDRE OCCIDENTALE | |
| RENAULT 40ABF2 | | | | | 1 | | 1 |
| RENAULT JBAMA5 | | | | | | | 1 |
| RENAULT LATIL | | 1 | | | | | 1 |
| SAVIEM | 1 | 2 | 2 | 5 | 1 | 2 | 12 |
| SAVIEM SM6 | | | | | | | |
| SAVIEM TRM 4000 | | | | | | | |
| SIMCA | | | | | | | |
| SIMCA 1510 | | | | | | | |
| SOVAM | | | | 1 | | | 1 |
| TALBOT | 1 | 1 | | | | | 1 |
| UNIC | | | | 1 | | | 1 |
| TOTAL | 2 269 | 2 506 | 1 330 | 1 687 | 1 950 | 2 158 | 9 631 |
| ITALIE | | | | | | | |
| FIAT | 308 | 494 | 181 | 296 | 308 | 290 | 1 569 |
| FIAT 500 | | | 2 | | | | 2 |
| FIAT BERTONE | | | | | 1 | | 1 |
| FIAT SEICENTO | 1 | | | | | | |
| FIAT DUCATO | | | 1 | 3 | | | 4 |
| FIAT 230 BDMMC | | | | 1 | | | 1 |
| FIAT MARENGO | 2 | | | | | | |
| FIAT 290 D7 | | | | | | | |
| FIAT 260PAC | | | 1 | | | | 1 |
| FIAT 238 | | | | 1 | | | 1 |
| IVECO | 162 | 233 | 127 | 154 | 147 | 168 | 829 |
| IVECO 35E10 | | | | 1 | | | 1 |
| IVECO 35E | | 1 | | | | | 1 |
| IVECO 30.8 | | | | | | 1 | 1 |
| IVECO 170-25AHW | | | | | | | |
| IVECO 35-10.1 | | | | 1 | | | 1 |
| OM | 6 | 11 | 5 | 1 | 4 | 6 | 27 |
| TOTAL | 479 | 739 | 317 | 458 | 460 | 465 | 2 439 |
| PAYS-BAS | | | | | | | |
| DAF | 131 | 290 | 125 | 113 | 183 | 139 | 850 |
| DAF AG 64 NT | | | | | | | |
| DAF YA126 | | 1 | | | | | 1 |
| DAF AD85WC | | | | 1 | | | 1 |
| DAF LF55 | | 3 | | | | | 3 |
| DAF AE48CE | | | 1 | | | | 1 |
| DAF AE45 12 | | 1 | | 2 | | | 3 |
| DAF 1700 | | | | | 1 | | 1 |
| DAF 1300 | | | | | | | |
| DAF FAT85340CF | | | | 1 | | | 1 |
| DAF FAV1800DT | | | | | | | |
| GINAF | | | | | | 1 | 1 |
| AUTRES | | 1 | | 2 | | | 3 |
| TOTAL | 131 | 296 | 126 | 119 | 184 | 140 | 865 |
| ROYAUME-UNI | | | | | | | |
| AEC | | | | 1 | | | 1 |
| AUSTIN | | 1 | | 2 | 1 | 5 | 9 |
| MINI 1000 | | | 1 | | | | 1 |
| BEDFORD | 4 | 17 | 9 | 7 | 12 | 11 | 56 |
| DAIMLER | 2 | 2 | | 1 | | 1 | 4 |
| E.R.F. | | | | | | 1 | 1 |
| FORD THAMES | 1 | 2 | | | | | 3 |
| FORDSON | | | 1 | | | | 1 |
| LANDROVER | 95 | 181 | 133 | 110 | 114 | 125 | 663 |
| LANDROVER RANGE | | | | 2 | | | 2 |
| LANDROVER 88 | | 1 | | 1 | 1 | | 3 |
| LANDROVER 109 | | | | 1 | | | 1 |
| LANDROVER LD | | | | | 1 | | 1 |
| LANDROVER DEFENDER | 1 | | | 2 | | | 2 |
| LANDROVER DEFENDER 90 | | | 1 | 1 | | | 2 |
| LANDROVER DHA | | | | | | | |

**TABLEAU 3. - REPARTITION DES CAMIONS D'OCCASION, MIS EN CIRCULATION
PAR REGION ET PROVINCE, ET SELON LE PAYS DE PROVENANCE
ET LA MARQUE - ANNEE 2001**

| PAYS DE PROVENANCE ET MARQUES | REGION WALLONNE | | | | | TOTAL | LE ROYAUME |
|----------------------------------|-------------------|---------|-------|-----------------|-------|-------|---------------|
| | BRABANT WALLON | HAINAUT | LIEGE | LUXEM- BOURG | NAMUR | | |
| RENAULT 40ABF2 | | | | | | | 1 |
| RENAULT JBAMA5 | | | | | 1 | 1 | 1 |
| RENAULT LATIL | | | | | | | 1 |
| SAVIEM | 1 | 4 | 2 | 2 | 1 | 10 | 23 |
| SAVIEM SMB | | | 1 | | | 1 | 1 |
| SAVIEM TRM 4000 | | | | | 1 | 1 | 1 |
| SIMCA | | | | 1 | 1 | 2 | 2 |
| SIMCA 1510 | 1 | | | | | 1 | 1 |
| SOVAM | | 4 | | | | 4 | 5 |
| TALBOT | | 1 | | | | 1 | 3 |
| UNIC | | | | | | | 1 |
| TOTAL | 592 | 2 517 | 1 688 | 474 | 894 | 6 265 | 18 165 |
| ITALIE | | | | | | | |
| FIAT | 103 | 631 | 410 | 118 | 182 | 1 444 | 3 321 |
| FIAT 500 | | | | | | | 2 |
| FIAT BERTONE | | | | | | | 1 |
| FIAT SEICENTO | | | | | | | 1 |
| FIAT DUCATO | | | 2 | | | 2 | 6 |
| FIAT 230 BDMC | | | | | | | 1 |
| FIAT MARENGO | | | | | | | 2 |
| FIAT 290 D7 | | | 1 | | | 1 | 1 |
| FIAT 260PAC | | | | | | | 1 |
| FIAT 238 | | | | | | | 1 |
| IVECO | 18 | 92 | 70 | 23 | 21 | 224 | 1 215 |
| IVECO 35E10 | | | | | | | 1 |
| IVECO 35E | | | | | | | 1 |
| IVECO 30.8 | | | | | | | 1 |
| IVECO 170-25AHW | | | | | 1 | 1 | 1 |
| IVECO 35-10.1 | | | | | | | 1 |
| OM | 4 | 8 | 5 | 2 | 5 | 24 | 57 |
| TOTAL | 125 | 731 | 488 | 143 | 209 | 1 696 | 4 614 |
| PAYS-BAS | | | | | | | |
| DAF | 40 | 165 | 166 | 59 | 72 | 502 | 1 483 |
| DAF AG 64 NT | | | | 1 | | 1 | 1 |
| DAF YA126 | | | | | | | 1 |
| DAF AD85WC | | | | | | | 1 |
| DAF LF55 | | | | | | | 3 |
| DAF AE45CE | | | | | | | 1 |
| DAF AE45 12 | | | | | | | 3 |
| DAF 1700 | | | | | | | 1 |
| DAF 1300 | | | | 1 | | 1 | 1 |
| DAF FAT8534OCF | | | | | | | 1 |
| DAF FAV1800DT | | | | | 1 | 1 | 1 |
| GINAF | | | | | | | 1 |
| AUTRES | | 1 | | | | 1 | 4 |
| TOTAL | 40 | 166 | 166 | 61 | 73 | 506 | 1 502 |
| ROYAUME-UNI | | | | | | | |
| AEC | | | | | | | 1 |
| AUSTIN | 1 | 3 | 2 | | | 6 | 15 |
| MINI 1000 | | | | | | | 1 |
| BEDFORD | 3 | 11 | 16 | 1 | 4 | 35 | 95 |
| DAIMLER | | 2 | | | | 2 | 8 |
| E.R.F. | | | | | | | 1 |
| FORD THAMES | | | 1 | | | 1 | 5 |
| FORDSON | | | | | | | 1 |
| LANDROVER | 52 | 70 | 79 | 33 | 28 | 262 | 1 020 |
| LANDROVER RANGE | | | | | | | 2 |
| LANDROVER 88 | | | 1 | 1 | | 2 | 5 |
| LANDROVER 109 | | 1 | | 1 | | 2 | 3 |
| LANDROVER LD | | | | | | | 1 |
| LANDROVER DEFENDER | | | 1 | | | 1 | 4 |
| LANDROVER DEFENDER 90 | | | | | | | 2 |
| LANDROVER DHA | | 1 | | | | 1 | 1 |

**TABLEAU 3. - REPARTITION DES CAMIONS D'OCCASION, MIS EN CIRCULATION
PAR REGION ET PROVINCE, ET SELON LE PAYS DE PROVENANCE
ET LA MARQUE - ANNEE 2001**

| PAYS DE PROVENANCE ET MARQUES | REGION BRUXEL- LOISE | REGION FLAMANDE | | | | | TOTAL |
|----------------------------------|----------------------------|-----------------|--------------------|----------|----------------------|------------------------|-------|
| | | ANVERS | BRABANT FLAMAND | LIMBOURG | FLANDRE ORIENTALE | FLANDRE OCCIDENTALE | |
| LANDROVER SWBLW | | | | 1 | | | 1 |
| LANDROVER LDHAF 110 | | | | | | | |
| LEYLAND | 1 | 2 | | 1 | 3 | 1 | 7 |
| MORRIS | | | | | | 1 | 1 |
| LAND ROVER | | | | | 1 | | 1 |
| ROVER SALL JG | | | | 1 | | | 1 |
| TOTAL | 104 | 206 | 145 | 131 | 134 | 145 | 761 |
| SUEDE | | | | | | | |
| SCANIA | 47 | 119 | 59 | 53 | 73 | 144 | 448 |
| SCANIA PM4X2 AL60100 | | | | | 1 | | 1 |
| VOLVO | 136 | 198 | 130 | 104 | 160 | 230 | 822 |
| VOLVO 740 | | 1 | | | | 1 | 2 |
| VOLVO 850 | | 1 | 2 | 1 | | | 4 |
| VOLVO 745 | | | | | | 1 | 1 |
| VOLVO 74577J | | | | | | | |
| VOLVO 740GLE | | | | | 1 | | 1 |
| VOLVO FL6E | | | | 1 | | | 1 |
| VOLVO LW572 | | | 1 | | | | 1 |
| TOTAL | 183 | 319 | 192 | 159 | 235 | 376 | 1 281 |
| REPUBLIQUE TCHEQUE | | | | | | | |
| SKODA | | 3 | | 2 | 3 | 3 | 11 |
| SKODA SPECIAL LINE | | | | | | | |
| TATRA | | | | | | | |
| TOTAL | | 3 | | 2 | 3 | 3 | 11 |
| U.S.A. | | | | | | | |
| BUICK INVICTA | | | | | | | |
| CHEVROLET | 33 | 113 | 55 | 80 | 106 | 53 | 407 |
| CHEVROLET SUPER S | | 1 | 1 | 2 | | 1 | 5 |
| CHEVROLET CAPRICE | 1 | | | 2 | | 2 | 4 |
| CHEVROLET BLAZER | | | | | | | |
| CHEVROLET SUBURDA | | 1 | | | | 2 | 3 |
| CHEVROLET VANDURA | 1 | | | | | | |
| CHEVROLET PK | | | | 1 | | | 1 |
| CHEVROLET VAN 20 | 1 | | | | | | |
| CHEVROLET 2500 | | 1 | | 1 | 2 | | 4 |
| CHEVROLET 1500 | 1 | 1 | 1 | 3 | | 1 | 6 |
| CHEVROLET EL CAMINO | | 1 | | 1 | | | 2 |
| CHEVROLET CK10753 | | | | 1 | | | 1 |
| CHEVROLET S10 | | 1 | | | | | 1 |
| CHEVROLET SILVERADO | 2 | 1 | | 1 | | | 2 |
| CHEVROLET VAN | | 1 | | | | | 3 |
| CHEVROLET CS | | | | | 1 | 1 | 1 |
| CHEVROLET M11006 | | | | | 1 | | 1 |
| CHEVROLET CC10706 | | | | | 1 | | 1 |
| CHEVROLET SCOTTSDALE | | | 1 | | | | 1 |
| CHEVROLET CD 30903 | | | | | | | |
| CHEVROLET ASTRO VAN | | 1 | | | | | 1 |
| CHEVROLET CK10703 | | | | 1 | | | 1 |
| CHEVROLET CK10706 | | | 1 | | | | 1 |
| CHEVROLET CK15753 | | | | | | | |
| CHEVROLET CK 15906 | | 1 | | | | | 1 |
| CHEVROLET 8ED18J | | | | | | | |
| CHRYSLER | 108 | 91 | 52 | 47 | 78 | 45 | 313 |
| CHRYSLER TOWN & C | | 1 | | | | | 1 |
| CHRYSLER VOYAGER | | | | 1 | | | 1 |
| CHRYSLER RAM | | 1 | | | | | 1 |
| DODGE | 19 | 58 | 39 | 47 | 41 | 26 | 211 |
| DODGE CARAVAN | | | | | 1 | | 1 |
| DODGE VOYAGER | | | | | | | |
| DODGE RAM | | 1 | 1 | 1 | 1 | | 4 |
| DODGE WCS4 | | | | | | | |
| DODGE RAM VAN | | | | | | | |
| DODGE DURANGO | 1 | | 1 | | | | 1 |

**TABLEAU 3. - REPARTITION DES CAMIONS D'OCCASION, MIS EN CIRCULATION
PAR REGION ET PROVINCE, ET SELON LE PAYS DE PROVENANCE
ET LA MARQUE - ANNEE 2001**

| PAYS DE PROVENANCE ET MARQUES | REGION WALLONNE | | | | | | LE ROYAUME |
|----------------------------------|-------------------|---------|-------|-----------------|-------|-------|---------------|
| | BRABANT WALLON | HAINAUT | LIEGE | LUXEM- BOURG | NAMUR | TOTAL | |
| LANDROVER SWBLW | | | | | | | 1 |
| LANDROVER LDHAF 110 | | | 1 | | | 1 | 1 |
| LEYLAND | | | 4 | | | 4 | 12 |
| MORRIS | | | | | | | 1 |
| LAND ROVER | | | 3 | | | 3 | 4 |
| ROVER SALL JG | | | | | | | 1 |
| TOTAL | 56 | 88 | 108 | 36 | 32 | 320 | 1 185 |
| SUEDE | | | | | | | |
| SCANIA | 12 | 63 | 60 | 20 | 40 | 195 | 690 |
| SCANIA PM4X2 AL60100 | | | | | | | 1 |
| VOLVO | 32 | 155 | 157 | 54 | 65 | 463 | 1 421 |
| VOLVO 740 | | | | | | | 2 |
| VOLVO 850 | | | | | | | 4 |
| VOLVO 745 | | | | | | | 1 |
| VOLVO 74577J | | 1 | | | | 1 | 1 |
| VOLVO 740GLE | | | | | | | 1 |
| VOLVO FL6E | | | | | | | 1 |
| VOLVO LW572 | | | | | | | 1 |
| TOTAL | 44 | 219 | 217 | 74 | 105 | 659 | 2 123 |
| REPUBLIQUE TCHEQUE | | | | | | | |
| SKODA | 1 | 26 | 27 | 2 | 6 | 62 | 73 |
| SKODA SPECIAL LINE | | | 1 | | | 1 | 1 |
| TATRA | | | | | 1 | 1 | 1 |
| TOTAL | 1 | 26 | 28 | 2 | 7 | 64 | 75 |
| U.S.A. | | | | | | | |
| BUICK INVICTA | 1 | | | | | 1 | 1 |
| CHEVROLET | 28 | 61 | 51 | 6 | 27 | 173 | 613 |
| CHEVROLET SUPER S | | 1 | | | | 1 | 6 |
| CHEVROLET CAPRICE | | | | | | | 5 |
| CHEVROLET BLAZER | 1 | 1 | 3 | 1 | | 6 | 6 |
| CHEVROLET SUBURDA | | 2 | | | | 2 | 5 |
| CHEVROLET VANDURA | | | | | | | 1 |
| CHEVROLET PK | | | | | | | 1 |
| CHEVROLET VAN 20 | | | | | | | 1 |
| CHEVROLET 2500 | | | | | | | 4 |
| CHEVROLET 1500 | | | 1 | | | 1 | 8 |
| CHEVROLET EL CAMINO | | | | | | | 2 |
| CHEVROLET CK10753 | | 1 | | | | 1 | 2 |
| CHEVROLET S10 | | | 1 | 1 | | 2 | 3 |
| CHEVROLET SILVERADO | | | | | | | 4 |
| CHEVROLET VAN | | | | | | | 3 |
| CHEVROLET CS | | | | | | | 1 |
| CHEVROLET M11006 | | | | | | | 1 |
| CHEVROLET CC10706 | | | | | | | 1 |
| CHEVROLET SCOTTSDALE | | | | | | | 1 |
| CHEVROLET CD 30903 | 2 | | | | | 2 | 2 |
| CHEVROLET ASTRO VAN | | | | | | | 1 |
| CHEVROLET CK10703 | | | | | | | 1 |
| CHEVROLET CK10706 | | | | | | | 1 |
| CHEVROLET CK15753 | | | 1 | | | 1 | 1 |
| CHEVROLET CK 15906 | | | | | | | 1 |
| CHEVROLET 8ED18J | | | | 1 | | 1 | 1 |
| CHRYSLER | 16 | 90 | 46 | 3 | 27 | 182 | 603 |
| CHRYSLER TOWN & C | | | | | | | 1 |
| CHRYSLER VOYAGER | | | | | | | 1 |
| CHRYSLER RAM | | | | | | | 1 |
| DODGE | 8 | 39 | 22 | 5 | 9 | 83 | 313 |
| DODGE CARAVAN | | | | | | | 1 |
| DODGE VOYAGER | | | 2 | | | 2 | 2 |
| DODGE RAM | | | | 1 | 2 | 3 | 7 |
| DODGE WC54 | | 1 | | | | 1 | 1 |
| DODGE RAM VAN | | 1 | | | | 1 | 1 |
| DODGE DURANGO | | | | | | | 2 |

**TABLEAU 3. - REPARTITION DES CAMIONS D'OCCASION, MIS EN CIRCULATION
PAR REGION ET PROVINCE, ET SELON LE PAYS DE PROVENANCE
ET LA MARQUE - ANNEE 2001**

| PAYS DE PROVENANCE ET MARQUES | REGION BRUXEL- LOISE | REGION FLAMANDE | | | | | TOTAL |
|----------------------------------|----------------------------|-----------------|--------------------|----------|----------------------|------------------------|-------|
| | | ANVERS | BRABANT FLAMAND | LIMBOURG | FLANDRE ORIENTALE | FLANDRE OCCIDENTALE | |
| DODGE RAM 1500 | | 1 | 2 | | 3 | | 6 |
| DODGE W200 | | | | 1 | | | 1 |
| DODGE DAKOTA | | | 1 | | | | 1 |
| DODGE 505 | | | | | 1 | | 1 |
| DODGE RPC | | | | | | | |
| FORD GT500 | 1 | | | | | | |
| FORD RANCH | 1 | | | | | | |
| FORD A | | | | | 2 | | 2 |
| FORD ECONOLINE | 1 | 1 | 1 | | | | 2 |
| FORD F250 | | 2 | | | | | 2 |
| FORD 100L | | | | | | 2 | 2 |
| FORD EAL | | | | | 1 | | 1 |
| FORD GNM25TD | | | 1 | | | | 1 |
| FORD E150 | | | | | | | |
| FORD TR2100B | | | | | | | |
| FORD EXCURSION | | | | | 1 | | 1 |
| FORD 100D | | | | | | 1 | 1 |
| FORD F100 | | 1 | | | | | 1 |
| FORD VGL | | | | | | | |
| FORD GNU | | | | 1 | | | 1 |
| FORD 3L | 1 | | | | | | |
| FORD COF | | | | | | 1 | 1 |
| FORD U2 | | | | 1 | | | 1 |
| FORD AVF | 1 | | | | | | |
| FORD 100 | | | | | | | |
| GMC | 8 | 23 | 15 | 19 | 16 | 9 | 82 |
| GMC JIMMY | 1 | | | | | | |
| GMC SUBURBAN | | | 1 | | | | 1 |
| GMC VANDURA | 1 | 2 | 2 | | 1 | | 5 |
| GMC SONOMA | | | 2 | | | | 2 |
| GMC 2500 | | | | 3 | | | 3 |
| GMC SIERRA | | | | 2 | | 1 | 3 |
| GMC 1500 | | | | 1 | 1 | | 2 |
| GMC TC10703 | | | | | | | |
| GMC CG21305 | 1 | | | | | | |
| GMC VANDURA 2500 | | | | 1 | | | 1 |
| GMC VAN 35 | 1 | | | | | | |
| GMC V20516 | | 1 | | | | | 1 |
| GMC RALLY | 1 | | | | | | |
| GMC ASTRO VAN | | | | | | 1 | 1 |
| INTERNATIONAL | 2 | | | 1 | 1 | 1 | 3 |
| INTERNATIONAL SC | 1 | | 1 | | | | 1 |
| INTERNATIONAL 1753 | | | | | | 2 | 2 |
| JEEP | 15 | 49 | 22 | 31 | 24 | 21 | 147 |
| JEEP CJ 5 | | | | 1 | | | 1 |
| JEEP CJ 7 | | | | 3 | | | 3 |
| JEEP CHEROKEE | 1 | | 1 | 1 | | | 2 |
| JEEP WRANGLER | | 1 | | 2 | 1 | 1 | 5 |
| JEEP GRD CHEROKEE | | | | | | | |
| JEEP GRAND CHEROKEE | | | | | 1 | | 1 |
| JEEP LAREDD | | | | 1 | | | 1 |
| JEEP GR CHEROKEE | | | | 1 | | | 1 |
| KAISER | | 2 | | | | | 2 |
| LINCOLN | | 1 | | | | | 1 |
| MERCURY MARQUIS | | | | | 1 | | 1 |
| OLDSMOBILE | | 1 | | | | | 1 |
| VALIANT | 3 | 3 | 3 | 3 | 6 | | 15 |
| PLYMOUTH VOYAGER | | | | | | | |
| PONTIAC | 3 | 11 | 2 | 5 | 10 | 7 | 35 |
| PONTIAC 3UM06 | | | | 1 | | | 1 |
| PONTIAC U06 | | | | | 1 | | 1 |
| AMC CJ7 | | | | | | 1 | 1 |
| REO | | 1 | | | 1 | | 2 |
| WHITE | | | | 1 | 1 | | 2 |
| WILLYS | 1 | 5 | 5 | 3 | 5 | 3 | 21 |
| AUTRES | 49 | 127 | 51 | 78 | 75 | 51 | 382 |
| TOTAL | 260 | 507 | 262 | 351 | 385 | 234 | 1 739 |

**TABLEAU 3. - REPARTITION DES CAMIONS D'OCCASION, MIS EN CIRCULATION
PAR REGION ET PROVINCE, ET SELON LE PAYS DE PROVENANCE
ET LA MARQUE - ANNEE 2001**

| PAYS DE PROVENANCE ET MARQUES | REGION WALLONNE | | | | | | LE ROYAUME |
|----------------------------------|-------------------|---------|-------|-----------------|-------|-------|---------------|
| | BRABANT WALLON | HAINAUT | LIEGE | LUXEM- BOURG | NAMUR | TOTAL | |
| DODGE RAM 1500 | 1 | | | | | 1 | 7 |
| DODGE W200 | | | | | 1 | 1 | 2 |
| DODGE DAKOTA | | | 1 | | | 1 | 2 |
| DODGE 505 | | | | | | | 1 |
| DODGE RPC | 1 | | | | | 1 | 1 |
| FORD GT500 | | | 1 | | | 1 | 2 |
| FORD RANCH | | | | | | | 1 |
| FORD A | | | | | | | 2 |
| FORD ECONDLINE | 1 | | | | | 1 | 4 |
| FORD F250 | | | 1 | 1 | | 2 | 4 |
| FORD 100L | | | | | | | 2 |
| FORD EAL | | 1 | | | | 1 | 2 |
| FORD GNM25TD | | | | | | | 1 |
| FORD E150 | 1 | | | 1 | | 2 | 2 |
| FORD TR2100B | | | | 1 | | 1 | 1 |
| FORD EXCURSION | | | | | | | 1 |
| FORD 100D | | | | | | | 1 |
| FORD F100 | | | | | | | 1 |
| FORD VGL | | | 1 | | | 1 | 1 |
| FORD GNU | | | | | | | 1 |
| FORD 3L | | | | | | | 1 |
| FORD COF | | | | | | | 1 |
| FORD U2 | | | | | | | 1 |
| FORD AVF | | | | | | | 1 |
| FORD 100 | | | 1 | | | 1 | 1 |
| GMC | 3 | 10 | 15 | 1 | 2 | 31 | 121 |
| GMC JIMMY | | | | | | | 1 |
| GMC SUBURBAN | | | | | 1 | 1 | 2 |
| GMC VANDURA | | | | | | | 6 |
| GMC SONOMA | | | | | | | 2 |
| GMC 2500 | | | 1 | | | 1 | 4 |
| GMC SIERRA | | | | | | | 3 |
| GMC 1500 | | | | | 1 | 1 | 3 |
| GMC TC10703 | | | | | 1 | 1 | 1 |
| GMC CG21305 | | | | | | | 1 |
| GMC VANDURA 2500 | | | | | | | 1 |
| GMC VAN 35 | | | | | | | 1 |
| GMC V20516 | | | | | | | 1 |
| GMC RALLY | | | | | | | 1 |
| GMC ASTRO VAN | | | | | | | 1 |
| INTERNATIONAL | | 1 | | | | 1 | 6 |
| INTERNATIONAL SC | | | | | | | 2 |
| INTERNATIONAL 1753 | | | | | | | 2 |
| JEEP | 21 | 26 | 35 | 6 | 16 | 104 | 266 |
| JEEP CJ 5 | | | | | | | 1 |
| JEEP CJ 7 | | | 1 | | | 1 | 4 |
| JEEP CHEROKEE | | | | | | | 3 |
| JEEP WRANGLER | | 1 | | | | 1 | 6 |
| JEEP GRD CHEROKEE | | 1 | | | 1 | 2 | 2 |
| JEEP GRAND CHEROKEE | | | | | | | 1 |
| JEEP LAREDO | | | | | | | 1 |
| JEEP GR CHEROKEE | | | | | | | 1 |
| KAISER | | 1 | | | 1 | 2 | 5 |
| LINCOLN | | | | | | | 1 |
| MERCURY MARQUIS | | | | | | | 1 |
| OLDSMOBILE | | | | | | | 1 |
| VALIANT | 1 | | 1 | | | 2 | 20 |
| PLYMOUTH VOYAGER | | 1 | | | | 1 | 1 |
| PONTIAC | 4 | 3 | 1 | | | 8 | 46 |
| PONTIAC 3UM06 | | | | | | | 1 |
| PONTIAC U06 | | | | | | | 1 |
| AMC CJ7 | | | 1 | | | 1 | 2 |
| REO | | | | | | | 2 |
| WHITE | 1 | | | | | 1 | 3 |
| WILLYS | 2 | 4 | 4 | 3 | 1 | 14 | 36 |
| AUTRES | 19 | 43 | 43 | 8 | 33 | 146 | 577 |
| TOTAL | 111 | 289 | 234 | 39 | 123 | 796 | 2 795 |

**TABLEAU 3. - REPARTITION DES CAMIONS D'OCCASION, MIS EN CIRCULATION
PAR REGION ET PROVINCE, ET SELON LE PAYS DE PROVENANCE
ET LA MARQUE - ANNEE 2001**

| PAYS DE PROVENANCE ET MARQUES | REGION BRUXEL- LOISE | REGION FLAMANDE | | | | | TOTAL |
|----------------------------------|----------------------------|-----------------|--------------------|----------|----------------------|------------------------|-------|
| | | ANVERS | BRABANT FLAMAND | LIMBOURG | FLANDRE ORIENTALE | FLANDRE OCCIDENTALE | |
| JAPON | | | | | | | |
| DAIHATSU | 31 | 136 | 96 | 104 | 77 | 74 | 487 |
| DATSUN | 336 | 616 | 423 | 311 | 498 | 357 | 2 205 |
| DATSUN 1300 | | | | | | | |
| NISSAN PATROL | 2 | 5 | 3 | 3 | 5 | 2 | 18 |
| NISSAN CIMA | | | | | | | |
| NISSAN TERRANO | | 1 | | | 1 | | 2 |
| NISSAN VANETTE | | | | 1 | | | 1 |
| NISSAN TERRANO II | | 1 | | | | 1 | 2 |
| NISSAN URMD21 | | | | 1 | | | 1 |
| NISSAN KYY60 | | 1 | | | 2 | | 3 |
| NISSAN KM160 | | | | | | | |
| NISSAN 110 | 1 | | | | | | |
| NISSAN WNYD21 | | | | | 1 | | 1 |
| NISSAN KBNR20 | | | | | 1 | | 1 |
| NISSAN TRADE | | 1 | | | | | 1 |
| NISSAN BGUD22 | | | | | | | |
| KAWASAKI | 1 | | | | | | |
| ISUZU | 28 | 32 | 14 | 12 | 29 | 30 | 117 |
| IVECO MAGIRUS | | | | 1 | | | 1 |
| MAZDA | 71 | 52 | 44 | 33 | 82 | 60 | 271 |
| MAZDA SR2 | | | | | | | |
| MITSUBISHI | 273 | 543 | 236 | 253 | 355 | 243 | 1 630 |
| MITSUBISHI PAJERO | | | | | | | |
| MITSUBISHI MONTERO | | | | | | | |
| MITSUBISHI CANTER | | | 1 | | | | 1 |
| MITSUBISHI L200 | | | | 2 | | | 2 |
| MITSUBISHI K05 | | | 1 | | | | 1 |
| SUZUKI | 95 | 186 | 114 | 145 | 152 | 82 | 679 |
| SUZUKI SJ 510 | | | | | | | |
| SUZUKI VITARA | | | | 1 | | | 1 |
| SUZUKI SJ500 | | | | | | | |
| SUZUKI S04V | | | 1 | | | | 1 |
| SUBARU | 5 | 5 | 3 | | 4 | 2 | 14 |
| TOYOTA | 210 | 388 | 244 | 193 | 343 | 254 | 1 422 |
| TOYOTA LAND CRUIS | | 1 | 1 | 2 | | | 4 |
| TOYOTA PREVIA | | 1 | | | | | 1 |
| TOYOTA HIACE | 2 | | | | | | |
| TOYOTA KZJ70LV | | | | | 2 | | 2 |
| TOYOTA HILUX | | | | | | | |
| TOTAL | 1 055 | 1 969 | 1 181 | 1 062 | 1 552 | 1 105 | 6 869 |
| RUSSIE | | | | | | | |
| LADA | 1 | 12 | 19 | 21 | 5 | 5 | 62 |
| LADA NIVA | | | | | | | |
| VAZ | | | 1 | 1 | 1 | 2 | 5 |
| TOTAL | 1 | 12 | 20 | 22 | 6 | 7 | 67 |
| POLOGNE | | | | | | | |
| FSO | 1 | | 2 | 1 | 1 | 1 | 5 |
| TOTAL | 1 | | 2 | 1 | 1 | 1 | 5 |
| ROUMANIE | | | | | | | |
| ARO | | 1 | | | 1 | | 2 |
| TOTAL | | 1 | | | 1 | | 2 |

**TABLEAU 3. - REPARTITION DES CAMIONS D'OCCASION, MIS EN CIRCULATION
PAR REGION ET PROVINCE, ET SELON LE PAYS DE PROVENANCE
ET LA MARQUE - ANNEE 2001**

| PAYS DE PROVENANCE ET MARQUES | REGION WALLONNE | | | | | TOTAL | LE ROYAUME |
|----------------------------------|-------------------|--------------|--------------|-----------------|------------|--------------|---------------|
| | BRABANT WALLON | HAINAUT | LIEGE | LUXEM- BOURG | NAMUR | | |
| JAPON | | | | | | | |
| DAIHATSU | 32 | 104 | 116 | 119 | 115 | 486 | 1 004 |
| DATSUN | 116 | 456 | 330 | 102 | 185 | 1 189 | 3 730 |
| DATSUN 1300 | | 1 | | | | 1 | 1 |
| NISSAN PATROL | | 1 | 2 | | 1 | 4 | 24 |
| NISSAN CIMA | | | 1 | | | 1 | 1 |
| NISSAN TERRANO | | | | 1 | 1 | 2 | 4 |
| NISSAN VANETTE | | | | | | | 1 |
| NISSAN TERRANO II | | | | | | | 2 |
| NISSAN URMD21 | | | | | | | 1 |
| NISSAN KY60 | | | | | | | 3 |
| NISSAN KM160 | | 1 | | | | 1 | 1 |
| NISSAN 110 | | | | | | | 1 |
| NISSAN WNYD21 | | | | | | | 1 |
| NISSAN KBNR20 | | | | | | | 1 |
| NISSAN TRADE | | | | | | | 1 |
| NISSAN BGJD22 | 1 | | | | | 1 | 1 |
| KAWASAKI | | | | | | | 1 |
| ISUZU | 2 | 28 | 23 | 3 | 7 | 63 | 208 |
| IVECO MAGIRUS | | | | | | | 1 |
| MAZDA | 18 | 84 | 43 | 16 | 38 | 199 | 541 |
| MAZDA SR2 | | | 1 | | | 1 | 1 |
| MITSUBISHI | 88 | 296 | 324 | 131 | 121 | 950 | 2 863 |
| MITSUBISHI PAJERO | | | 1 | | | 1 | 1 |
| MITSUBISHI MONTERO | | | | | 1 | 1 | 1 |
| MITSUBISHI CANTER | | | | | | | 1 |
| MITSUBISHI L200 | | | 1 | | | 1 | 3 |
| MITSUBISHI K05 | | | | | | | 1 |
| SUZUKI | 54 | 173 | 236 | 164 | 126 | 753 | 1 527 |
| SUZUKI SJ 510 | | | 1 | | | 1 | 1 |
| SUZUKI VITARA | | | 1 | | | 1 | 2 |
| SUZUKI SJ500 | | | | 1 | | 1 | 1 |
| SUZUKI S04V | | 1 | | | | 1 | 2 |
| SUBARU | | 3 | 4 | 1 | 1 | 9 | 28 |
| TOYOTA | 86 | 241 | 146 | 113 | 97 | 683 | 2 315 |
| TOYOTA LAND CRUIS | | | 1 | | | 1 | 5 |
| TOYOTA PREVIA | | | | | | | 1 |
| TOYOTA HIACE | | | | | | | 2 |
| TOYOTA KZJ70LV | | | | | | | 2 |
| TOYOTA HILUX | 1 | | | | | 1 | 1 |
| TOTAL | 398 | 1 389 | 1 231 | 651 | 693 | 4 362 | 12 286 |
| RUSSIE | | | | | | | |
| LADA | 6 | 6 | 14 | 19 | 16 | 61 | 124 |
| LADA NIVA | | | 1 | | | 1 | 1 |
| VAZ | | 3 | 2 | 1 | 1 | 7 | 12 |
| TOTAL | 6 | 9 | 17 | 20 | 17 | 69 | 137 |
| POLOGNE | | | | | | | |
| FSO | | 1 | | | 2 | 3 | 9 |
| TOTAL | | 1 | | | 2 | 3 | 9 |
| ROUMANIE | | | | | | | |
| ARO | | 1 | 1 | 2 | 1 | 5 | 7 |
| TOTAL | | 1 | 1 | 2 | 1 | 5 | 7 |

**TABLEAU 3. - REPARTITION DES CAMIONS D'OCCASION, MIS EN CIRCULATION
PAR REGION ET PROVINCE, ET SELON LE PAYS DE PROVENANCE
ET LA MARQUE - ANNEE 2001**

| PAYS DE PROVENANCE ET MARQUES | REGION BRUXEL- LOISE | REGION FLAMANDE | | | | | TOTAL |
|----------------------------------|----------------------------|-----------------|--------------------|--------------|----------------------|------------------------|---------------|
| | | ANVERS | BRABANT FLAMAND | LIMBOURG | FLANDRE ORIENTALE | FLANDRE OCCIDENTALE | |
| COREE DU SUD | | | | | | | |
| DAEWOO | 2 | 6 | 3 | 4 | 3 | 7 | 23 |
| HYUNDAI | 75 | 74 | 37 | 39 | 42 | 63 | 255 |
| HYUNDAI GALLOPER | | 1 | | | 1 | | 2 |
| HYUNDAI H200 | | | | | | | |
| HYUNDAI VAN | | 1 | | | | | 1 |
| KIA | 8 | 38 | 16 | 11 | 26 | 13 | 104 |
| KIA SPORTAGE | | | | | | | |
| KIA JA 5565 | | | | | | | |
| SSANGYONG | 19 | 25 | 11 | 23 | 22 | 62 | 143 |
| SSANGYONG KH7PD2 | | | | | | | |
| TOTAL | 104 | 145 | 67 | 77 | 94 | 145 | 528 |
| INCONNU | | | | | | | |
| AUTRES | 208 | 538 | 364 | 348 | 525 | 483 | 2 258 |
| TOTAL | 208 | 538 | 364 | 348 | 525 | 483 | 2 258 |
| TOTAL GENERAL | 8 216 | 11 754 | 6 429 | 6 980 | 9 282 | 8 739 | 43 184 |

**TABEAU 3. - REPARTITION DES CAMIONS D'OCCASION, MIS EN CIRCULATION
PAR REGION ET PROVINCE, ET SELON LE PAYS DE PROVENANCE
ET LA MARQUE - ANNEE 2001**

| PAYS DE PROVENANCE ET MARQUES | REGION WALLONNE | | | | | TOTAL | LE ROYAUME |
|----------------------------------|-------------------|---------|-------|-----------------|-------|--------|---------------|
| | BRABANT WALLON | HAINAUT | LIEGE | LUXEM- BOURG | NAMUR | | |
| COREE DU SUD | | | | | | | |
| DAEWOO | | 5 | 4 | | 2 | 11 | 36 |
| HYUNDAI | 12 | 57 | 72 | 11 | 9 | 161 | 491 |
| HYUNDAI GALLOPER | | | | 1 | | 1 | 3 |
| HYUNDAI H200 | | | 1 | | | 1 | 1 |
| HYUNDAI VAN | | | | | | | 1 |
| KIA | 4 | 26 | 17 | 5 | 13 | 65 | 177 |
| KIA SPORTAGE | | | | 1 | | 1 | 1 |
| KIA JA 5565 | | | | | 1 | 1 | 1 |
| SSANGYONG | 2 | 22 | 24 | 9 | 4 | 61 | 223 |
| SSANGYONG KH7PD2 | | | | | 1 | 1 | 1 |
| TOTAL | 18 | 110 | 118 | 27 | 30 | 303 | 935 |
| INCONNU | | | | | | | |
| AUTRES | 113 | 498 | 348 | 151 | 211 | 1 321 | 3 787 |
| TOTAL | 113 | 498 | 348 | 151 | 211 | 1 321 | 3 787 |
| TOTAL GENERAL | 2 174 | 8 958 | 7 051 | 2 173 | 3 473 | 23 829 | 75 229 |

**TABLEAU 4. - REPARTITION DES TRACTEURS D'OCCASION, MIS EN CIRCULATION
PAR REGION ET PROVINCE, ET SELON LE PAYS DE PROVENANCE
ET LA MARQUE - ANNEE 2001**

| PAYS DE PROVENANCE ET MARQUES | REGION BRUXEL- LOISE | REGION FLAMANDE | | | | | TOTAL |
|----------------------------------|----------------------------|-----------------|--------------------|----------|----------------------|------------------------|-------|
| | | ANVERS | BRABANT FLAMAND | LIMBOURG | FLANDRE ORIENTALE | FLANDRE OCCIDENTALE | |
| ALLEMAGNE | | | | | | | |
| MAGIRUS DEUTZ | | | 1 | | | | 1 |
| MAN | 63 | 75 | 51 | 57 | 94 | 99 | 376 |
| MERCEDES | 69 | 79 | 119 | 100 | 52 | 71 | 421 |
| MERCEDES 410D | | | | | | | |
| MERCEDES 1935AS | | | | | | | |
| MERCEDES 2038 AS | | | | | | | |
| MERCEDES 1838LS | | | | 1 | | | 1 |
| MERCEDES 2653 LS | | | | | | 1 | 1 |
| MERCEDES 2638K | | | | | | 1 | 1 |
| TOTAL | 132 | 154 | 171 | 158 | 146 | 172 | 601 |
| AUTRICHE | | | | | | | |
| STEYR | 1 | | | | | | |
| TOTAL | 1 | | | | | | |
| BELGIQUE | | | | | | | |
| AUTRES | | | | | | 1 | 1 |
| TOTAL | | | | | | 1 | 1 |
| ESPAGNE | | | | | | | |
| PEGASO | | | | | 1 | | 1 |
| TOTAL | | | | | 1 | | 1 |
| FRANCE | | | | | | | |
| RENAULT | 68 | 55 | 22 | 20 | 62 | 96 | 255 |
| RENAULT BG06A1 | | | | | | | |
| TOTAL | 68 | 55 | 22 | 20 | 62 | 96 | 255 |
| ITALIE | | | | | | | |
| IVECO | 36 | 21 | 10 | 15 | 19 | 20 | 85 |
| IVECO EUROTECH | | | | 1 | | | 1 |
| TOTAL | 36 | 21 | 10 | 16 | 19 | 20 | 86 |
| PAYS-BAS | | | | | | | |
| DAF | 61 | 177 | 56 | 45 | 124 | 200 | 602 |
| DAF CF85 | | 1 | | | | 1 | 2 |
| DAF FT95 | | | 2 | | | | 2 |
| DAF FT 85 | | | | 1 | | | 1 |
| DAF TE95 | | | 1 | | | | 1 |
| AUTRES | | | | | 1 | | 1 |
| TOTAL | 61 | 178 | 59 | 46 | 125 | 201 | 609 |

**TABLEAU 4. - REPARTITION DES TRACTEURS D'OCCASION, MIS EN CIRCULATION
PAR REGION ET PROVINCE, ET SELON LE PAYS DE PROVENANCE
ET LA MARQUE - ANNEE 2001**

| PAYS DE PROVENANCE ET MARQUES | REGION WALLONNE | | | | | TOTAL | LE ROYAUME |
|----------------------------------|-------------------|---------|-------|-----------------|-------|-------|---------------|
| | BRABANT WALLON | HAINAUT | LIEGE | LUXEM- BOURG | NAMUR | | |
| ALLEMAGNE | | | | | | | |
| MAGIRUS DEUTZ | | | | | | | 1 |
| MAN | 3 | 33 | 21 | 7 | 14 | 78 | 517 |
| MERCEDES | 5 | 40 | 35 | 2 | 22 | 104 | 594 |
| MERCEDES 410D | | | 1 | | | 1 | 1 |
| MERCEDES 1935AS | 1 | 1 | | | | 2 | 2 |
| MERCEDES 2038 AS | | | | | 1 | 1 | 1 |
| MERCEDES 1838LS | | | | | | | 1 |
| MERCEDES 2653 LS | | | | | | | 1 |
| MERCEDES 2638K | | | | | | | 1 |
| TOTAL | 9 | 74 | 57 | 9 | 37 | 186 | 1 119 |
| AUTRICHE | | | | | | | |
| STEYR | | | | 1 | 1 | 2 | 3 |
| TOTAL | | | | 1 | 1 | 2 | 3 |
| BELGIQUE | | | | | | | |
| AUTRES | | | | | | | 1 |
| TOTAL | | | | | | | 1 |
| ESPAGNE | | | | | | | |
| PEGASO | | | | | 2 | 2 | 3 |
| TOTAL | | | | | 2 | 2 | 3 |
| FRANCE | | | | | | | |
| RENAULT | 8 | 37 | 19 | 5 | 8 | 77 | 400 |
| RENAULT BG06A1 | | | | | 1 | 1 | 1 |
| TOTAL | 8 | 37 | 19 | 5 | 9 | 78 | 401 |
| ITALIE | | | | | | | |
| IVECO | 2 | 12 | 7 | 1 | | 22 | 143 |
| IVECO EUROTECH | | | | | | | 1 |
| TOTAL | 2 | 12 | 7 | 1 | | 22 | 144 |
| PAYS-BAS | | | | | | | |
| DAF | 8 | 42 | 41 | 18 | 15 | 124 | 787 |
| DAF CF85 | | | | | | | 2 |
| DAF FT95 | | | | | | | 2 |
| DAF FT 85 | | | | | | | 1 |
| DAF TE95 | | | | | | | 1 |
| AUTRES | | | | | | | 1 |
| TOTAL | 8 | 42 | 41 | 18 | 15 | 124 | 794 |

**TABLEAU 4. - REPARTITION DES TRACTEURS D'OCCASION, MIS EN CIRCULATION
PAR REGION ET PROVINCE, ET SELON LE PAYS DE PROVENANCE
ET LA MARQUE - ANNEE 2001**

| PAYS DE PROVENANCE ET MARQUES | REGION BRUXEL- LOISE | REGION FLAMANDE | | | | | TOTAL |
|----------------------------------|----------------------------|-----------------|--------------------|------------|----------------------|------------------------|--------------|
| | | ANVERS | BRABANT FLAMAND | LIMBOURG | FLANDRE ORIENTALE | FLANDRE OCCIDENTALE | |
| ROYAUME-UNI | | | | | | | |
| FORDSON | | | | | 1 | | 1 |
| AUTRES | | 2 | | | | | 2 |
| TOTAL | | 2 | | | 1 | | 3 |
| SUEDE | | | | | | | |
| SCANIA | 160 | 271 | 199 | 71 | 131 | 230 | 902 |
| SCANIA R143MA4X2 | | | | | | | |
| SCANIA R143ML | 1 | | | | | | |
| VOLVO | 203 | 191 | 76 | 81 | 118 | 240 | 706 |
| VOLVO VNL64T | | | | | | 1 | 1 |
| TOTAL | 364 | 462 | 275 | 152 | 249 | 471 | 1 609 |
| U.S.A. | | | | | | | |
| INTERNATIONAL | | 1 | | | | | 1 |
| MACK | | | | | 1 | | 1 |
| MACK RW633 | | | | | | 1 | 1 |
| MACK CH613 | | | | | | 1 | 1 |
| REO | | 1 | | | | | 1 |
| AUTRES | | 1 | | | 1 | 9 | 11 |
| TOTAL | | 3 | | | 2 | 11 | 16 |
| INCONNU | | | | | | | |
| AUTRES | | | | | | 5 | 5 |
| TOTAL | | | | | | 5 | 5 |
| TOTAL GENERAL | 662 | 875 | 537 | 392 | 605 | 977 | 3 386 |

**TABEAU 4. - REPARTITION DES TRACTEURS D'OCCASION, MIS EN CIRCULATION
PAR REGION ET PROVINCE, ET SELON LE PAYS DE PROVENANCE
ET LA MARQUE - ANNEE 2001**

| PAYS DE PROVENANCE ET MARQUES | REGION WALLONNE | | | | | | LE ROYAUME |
|----------------------------------|-------------------|------------|------------|-----------------|------------|------------|---------------|
| | BRABANT WALLON | HAINAUT | LIEGE | LUXEM- BOURG | NAMUR | TOTAL | |
| ROYAUME-UNI | | | | | | | |
| FORDSON | | | | | | | 1 |
| AUTRES | | | | | | | 2 |
| TOTAL | | | | | | | 3 |
| SUEDE | | | | | | | |
| SCANIA | 29 | 78 | 66 | 12 | 40 | 225 | 1 287 |
| SCANIA R143MA4X2 | | 1 | | | | 1 | 1 |
| SCANIA R143ML | | | | | | | 1 |
| VOLVO | 8 | 79 | 65 | 18 | 17 | 187 | 1 096 |
| VOLVO VNL64T | | | | | | | 1 |
| TOTAL | 37 | 158 | 131 | 30 | 57 | 413 | 2 386 |
| U.S.A. | | | | | | | |
| INTERNATIONAL | | | | | | | 1 |
| MACK | | | | | | | 1 |
| MACK RW633 | | | | | | | 1 |
| MACK CH613 | | | | | | | 1 |
| REO | | | | | | | 1 |
| AUTRES | 1 | 4 | | | | 5 | 16 |
| TOTAL | 1 | 4 | | | | 5 | 21 |
| INCONNU | | | | | | | |
| AUTRES | 1 | | 2 | | | 3 | 8 |
| TOTAL | 1 | | 2 | | | 3 | 8 |
| TOTAL GENERAL | 66 | 327 | 257 | 64 | 121 | 835 | 4 883 |

TABLEAU 5. - REPARTITION DES TRACTEURS AGRICOLES D'OCCASION, MIS EN CIRCULATION PAR REGION ET PROVINCE, ET SELON LE PAYS DE PROVENANCE ET LA MARQUE - ANNEE 2001

| PAYS DE PROVENANCE ET MARQUES | REGION BRUXEL- LOISE | REGION FLAMANDE | | | | | TOTAL |
|----------------------------------|----------------------------|-----------------|--------------------|----------|----------------------|------------------------|-------|
| | | ANVERS | BRABANT FLAMAND | LIMBOURG | FLANDRE ORIENTALE | FLANDRE OCCIDENTALE | |
| ALLEMAGNE | | | | | | | |
| BAUTZ | | | | | | | |
| DEUTZ FAHR | 1 | 16 | 18 | 37 | 40 | 66 | 177 |
| DEUTZ FAHR D1083 A T | | | | | 1 | | 1 |
| DEUTZ FAHR DX80A | | | | | | | 1 |
| DEUTZ FAHR DX4.10 | | 1 | | | | | 1 |
| DEUTZ D 1103-AT | | | | | 1 | | 1 |
| DEUTZ FAHR DX4.50A | | | 1 | | | | 1 |
| DEUTZ FAHR D1103 A-T | | | | | | 1 | 1 |
| DEUTZ FAHR AGRODTAR | | | | | | 1 | 1 |
| DEUTZ | 2 | 30 | 43 | 50 | 74 | 50 | 247 |
| DEUTZ 6 10A | | | | | | 1 | 1 |
| DEUTZ DX6.30 | | | 1 | | | | 1 |
| DEUTZ AGROSTAR DX | | | | | | 1 | 1 |
| DEUTZ D5506S | | | | | | 1 | 1 |
| DEUTZ D7206 | | | | | | | 1 |
| DEUTZ D1086AT | | | | 1 | | | 1 |
| DEUTZ TT4-V | | | | | | 1 | 1 |
| DEUTZ D1038AT | | | | 1 | | | 1 |
| DEUTZ INTRAC 2002 | | | | | | | 1 |
| DEUTZ D1029AN | | | 1 | | | | 1 |
| DEUTZ DX85A | | 1 | | | | | 1 |
| EICHER | | 2 | 2 | 4 | 1 | | 9 |
| FAHR | | 1 | | 1 | | | 2 |
| FENDT | 4 | 89 | 70 | 66 | 117 | 81 | 423 |
| FENDT FW 268 | | | | | | | 2 |
| FENDT FARMER 312LSA | | | | | 2 | | 2 |
| FENDT FARMER 311 | | | | | | | 1 |
| FENDT FARMER 306LS | | | | | | | 1 |
| FENDT FWA 199S | | 1 | | | | | 1 |
| FENDT FW278SA | | | | | | | 1 |
| FENDT FWA382S | | | | 1 | | | 1 |
| FENDT 818 | | | | | 1 | | 1 |
| FORD | 5 | 90 | 84 | 62 | 102 | 112 | 450 |
| FORD 4630 | | | | | | 1 | 1 |
| GULDNER | | 1 | 3 | 1 | 7 | 2 | 14 |
| GUTBROD | | | 1 | | 1 | | 2 |
| GUTBROD 4300 | | | | | | 1 | 1 |
| HANOMAG HENSCHEL | | 7 | 5 | 5 | 1 | 3 | 21 |
| HERMANN LANZ | | | | | | | 2 |
| KRAMER | | 1 | | | 1 | | 2 |
| LANZ | | 1 | | 2 | 2 | 6 | 11 |
| MAN | | | | 3 | 1 | | 4 |
| MERCEDES | | 6 | 8 | 8 | 5 | | 27 |
| MERCEDES 800 | | | | | | 1 | 1 |
| MERCEDES MBTRAC | | | | 1 | | | 1 |
| MERCEDES 1300 | | | | | 1 | | 1 |
| PORCHE | | 2 | 1 | 1 | | 3 | 7 |
| ROHR | | | | | | | 4 |
| SCHLUTER | | 2 | 1 | | | 1 | 4 |
| AUTRES | | 1 | 2 | 1 | 1 | 3 | 8 |
| TOTAL | 12 | 252 | 241 | 245 | 359 | 336 | 1 433 |
| AUTRICHE | | | | | | | |
| STEYR | | 8 | 9 | 8 | 15 | 12 | 52 |
| TOTAL | | 8 | 9 | 8 | 15 | 12 | 52 |
| BELGIQUE | | | | | | | |
| AUTRES | | | | 1 | 1 | 1 | 3 |
| TOTAL | | | | 1 | 1 | 1 | 3 |

TABLEAU 5. - REPARTITION DES TRACTEURS AGRICOLES D'OCCASION, MIS EN CIRCULATION PAR REGION ET PROVINCE, ET SELON LE PAYS DE PROVENANCE ET LA MARQUE - ANNEE 2001

| PAYS DE PROVENANCE ET MARQUES | REGION WALLONNE | | | | | TOTAL | LE ROYAUME |
|----------------------------------|-------------------|---------|-------|-----------------|-------|-------|---------------|
| | BRABANT WALLON | HAINAUT | LIEGE | LUXEM- BOURG | NAMUR | | |
| ALLEMAGNE | | | | | | | |
| BAUTZ | 1 | | | | | 1 | 1 |
| DEUTZ FAHR | 4 | 22 | 14 | 8 | 4 | 52 | 230 |
| DEUTZ FAHR D1083 A T | | | | | | | 1 |
| DEUTZ FAHR DX80A | | | | 1 | | 1 | 1 |
| DEUTZ FAHR DX4.10 | | | | | | | 1 |
| DEUTZ D 1103-AT | | | | | | | 1 |
| DEUTZ FAHR DX4.50A | | | | | | | 1 |
| DEUTZ FAHR D1103 A-T | | | | | | | 1 |
| DEUTZ FAHR AGRODTAR | | | | | | | 1 |
| DEUTZ | 7 | 39 | 51 | 52 | 30 | 179 | 428 |
| DEUTZ 6 10A | | | | | | | 1 |
| DEUTZ DX6.30 | | | | | | | 1 |
| DEUTZ AGROSTAR DX | | | | | | | 1 |
| DEUTZ D5506S | | | | | | | 1 |
| DEUTZ D7206 | | | 1 | 1 | | 2 | 2 |
| DEUTZ D1086AT | | | | | | | 1 |
| DEUTZ TT4-V | | | | | | | 1 |
| DEUTZ D1038AT | | | | | | | 1 |
| DEUTZ INTRAC 2002 | | | 1 | | | 1 | 1 |
| DEUTZ D1029AN | | | | | | | 1 |
| DEUTZ DX85A | | | | | | | 1 |
| EICHER | 2 | | 4 | 1 | | 7 | 16 |
| FAHR | | | 3 | 1 | | 4 | 6 |
| FENDT | 10 | 54 | 74 | 25 | 27 | 190 | 617 |
| FENDT FW 268 | | | 1 | | | 1 | 1 |
| FENDT FARMER 312LSA | | | | | | | 2 |
| FENDT FARMER 311 | | | | 1 | | 1 | 1 |
| FENDT FARMER 306LS | | | 1 | | | 1 | 1 |
| FENDT FWA 199S | | | | | | | 1 |
| FENDT FW278SA | | | 1 | | | 1 | 1 |
| FENDT FWA382S | | | | | | | 1 |
| FENDT 818 | | | | | | | 1 |
| FORD | 26 | 64 | 50 | 34 | 43 | 217 | 672 |
| FORD 4630 | | | | | | | 1 |
| GULDNER | 1 | | 2 | 1 | | 4 | 18 |
| GUTBROD | | | | | | | 2 |
| GUTBROD 4300 | | | | | | | 1 |
| HANOMAG HENSCHEL | | 8 | 4 | 7 | 4 | 23 | 44 |
| HERMANN LANZ | | | 5 | | | 5 | 5 |
| KRAMER | | 1 | 2 | 1 | | 4 | 6 |
| LANZ | 1 | 2 | 3 | 1 | | 7 | 18 |
| MAN | 1 | | 3 | 1 | | 5 | 9 |
| MERCEDES | 1 | 8 | 7 | 8 | 4 | 28 | 55 |
| MERCEDES 800 | | | | | 1 | 1 | 2 |
| MERCEDES MBTRAC | | | | | | | 1 |
| MERCEDES 1300 | | | | | | | 1 |
| PORCHE | | 1 | 1 | 5 | | 7 | 14 |
| ROHR | | | | | 1 | 1 | 1 |
| SCHLUTER | | | | | | | 4 |
| AUTRES | 1 | 1 | 6 | 1 | 2 | 11 | 19 |
| TOTAL | 55 | 200 | 234 | 149 | 116 | 754 | 2 199 |
| AUTRICHE | | | | | | | |
| STEYR | 2 | 5 | 16 | 11 | 4 | 38 | 90 |
| TOTAL | 2 | 5 | 16 | 11 | 4 | 38 | 90 |
| BELGIQUE | | | | | | | |
| AUTRES | | | | | | | 3 |
| TOTAL | | | | | | | 3 |

TABLEAU 5. - REPARTITION DES TRACTEURS AGRICOLES D'OCCASION, MIS EN CIRCULATION PAR REGION ET PROVINCE, ET SELON LE PAYS DE PROVENANCE ET LA MARQUE - ANNEE 2001

| PAYS DE PROVENANCE ET MARQUES | REGION BRUXEL- LOISE | REGION FLAMANDE | | | | | TOTAL |
|----------------------------------|----------------------------|-----------------|--------------------|----------|----------------------|------------------------|-------|
| | | ANVERS | BRABANT FLAMAND | LIMBOURG | FLANDRE ORIENTALE | FLANDRE OCCIDENTALE | |
| ESPAGNE | | | | | | | |
| EBRO | | | | | | | |
| TOTAL | | | | | | | |
| FRANCE | | | | | | | |
| AGRIA | | 2 | | 1 | 2 | | 5 |
| RENAULT | 2 | 37 | 28 | 42 | 34 | 31 | 172 |
| RENAULT ARES | | | | | | 1 | 1 |
| SOMECA | | | 3 | 1 | 1 | | 5 |
| AUTRES | | 1 | | | | 1 | 2 |
| TOTAL | 2 | 40 | 31 | 44 | 37 | 33 | 185 |
| ITALIE | | | | | | | |
| CARRARO | | | | 1 | | 1 | 2 |
| CARRARO 6.1000-4 | | | | | 1 | | 1 |
| FERRARI | | 1 | | | 1 | 1 | 3 |
| FIAT | 1 | 60 | 46 | 54 | 83 | 77 | 320 |
| FIAT 45-66DT | | | | | | | |
| LAMBORGHINI | | 5 | 3 | 1 | 5 | 8 | 22 |
| LAMBORGHINI R700DT | | | | | 1 | | 1 |
| LANDINI | | 14 | 6 | 7 | 8 | 8 | 43 |
| SAME | | 16 | 24 | 21 | 51 | 31 | 143 |
| TOTAL | 1 | 96 | 79 | 84 | 150 | 126 | 535 |
| ROYAUME-UNI | | | | | | | |
| DAVID BROWN | 1 | 14 | 22 | 18 | 18 | 16 | 88 |
| FERGUSON | | | 2 | | | 3 | 5 |
| FORD THAMES | | | | 1 | | | 1 |
| FORDSON | | 7 | 9 | 9 | 10 | 7 | 42 |
| LEYLAND | | | | | | | |
| MASSEY FERGUSON | 2 | 49 | 56 | 58 | 103 | 167 | 433 |
| MASSEY FERGUSSON B310 | | | | | | | |
| MASSEY FERGUSSON 8130 | | | | | 2 | 1 | 3 |
| MASSEY FERGUSSON 1250 | | 1 | | | | | 1 |
| MASSEY FERGUSSON 3610 | | | | 1 | | | 1 |
| MASSEY FERGUSSON 3125 | | | | | | | |
| MASSEY FERGUSSON MF | | | | | | | |
| NUFFIELD | | | | | 2 | | 2 |
| NUFFIELD 4 25 | | 1 | | | | | 1 |
| AUTRES | | | | | | | |
| TOTAL | 3 | 72 | 89 | 87 | 135 | 194 | 577 |
| SUEDE | | | | | | | |
| VOLVO | | 1 | 1 | | 2 | 1 | 5 |
| TOTAL | | 1 | 1 | | 2 | 1 | 5 |
| SUISSE | | | | | | | |
| AUTRES | | | | | | | |
| TOTAL | | | | | | | |

TABLEAU 5. - REPARTITION DES TRACTEURS AGRICOLES D'OCCASION, MIS EN CIRCULATION PAR REGION ET PROVINCE, ET SELON LE PAYS DE PROVENANCE ET LA MARQUE - ANNEE 2001

| PAYS DE PROVENANCE ET MARQUES | REGION WALLONNE | | | | | | LE ROYAUME |
|----------------------------------|-------------------|---------|-------|-----------------|-------|-------|---------------|
| | BRABANT WALLON | HAINAUT | LIEGE | LUXEM- BOURG | NAMUR | TOTAL | |
| ESPAGNE | | | | | | | |
| EBRO | 1 | 1 | | 3 | 3 | 8 | 8 |
| TOTAL | 1 | 1 | | 3 | 3 | 8 | 8 |
| FRANCE | | | | | | | |
| AGRIA | | 1 | | | | 1 | 6 |
| RENAULT | 9 | 21 | 26 | 16 | 22 | 94 | 268 |
| RENAULT ARES | | | | | | | 1 |
| SOMECA | | 2 | 1 | 1 | | 4 | 9 |
| AUTRES | | 1 | | | | 1 | 3 |
| TOTAL | 9 | 25 | 27 | 17 | 22 | 100 | 287 |
| ITALIE | | | | | | | |
| CARRARO | | | 1 | | | 1 | 3 |
| CARRARO 6.1000-4 | | | | | | | 1 |
| FERRARI | | 1 | | | | 1 | 4 |
| FIAT | 22 | 83 | 47 | 38 | 42 | 232 | 553 |
| FIAT 45-66DT | | | 1 | | | 1 | 1 |
| LAMBORGHINI | | 10 | 1 | 5 | 4 | 20 | 42 |
| LAMBORGHINI R700DT | | | | | | | 1 |
| LANDINI | | 8 | 2 | 3 | 6 | 19 | 62 |
| SAME | 4 | 15 | 22 | 30 | 12 | 83 | 226 |
| TOTAL | 26 | 117 | 74 | 76 | 64 | 357 | 893 |
| ROYAUME-UNI | | | | | | | |
| DAVID BROWN | 3 | 15 | 16 | 18 | 19 | 71 | 160 |
| FERGUSON | | 3 | 1 | 2 | | 6 | 11 |
| FORD THAMES | | | | | | | 1 |
| FORDSON | 1 | 4 | 3 | 4 | 7 | 19 | 61 |
| LEYLAND | | 1 | | | | 1 | 1 |
| MASSEY FERGUSON | 12 | 57 | 70 | 74 | 51 | 264 | 699 |
| MASSEY FERGUSSON B310 | | | | | 1 | 1 | 1 |
| MASSEY FERGUSSON 8130 | | | | | | | 3 |
| MASSEY FERGUSSON 1250 | | | | | | | 1 |
| MASSEY FERGUSSON 3610 | | | | | | | 1 |
| MASSEY FERGUSSON 3125 | | | 1 | | | 1 | 1 |
| MASSEY FERGUSSON MF | | | 1 | 1 | | 2 | 2 |
| NUFFIELD | | 1 | | | 2 | 3 | 5 |
| NUFFIELD 4 25 | | | | | | | 1 |
| AUTRES | | | | | 1 | 1 | 1 |
| TOTAL | 16 | 81 | 92 | 99 | 81 | 369 | 949 |
| SUEDE | | | | | | | |
| VOLVO | 1 | 3 | 3 | | 3 | 10 | 15 |
| TOTAL | 1 | 3 | 3 | | 3 | 10 | 15 |
| SUISSE | | | | | | | |
| AUTRES | | 1 | | | | 1 | 1 |
| TOTAL | | 1 | | | | 1 | 1 |

TABLEAU 5. - REPARTITION DES TRACTEURS AGRICOLES D'OCCASION, MIS EN CIRCULATION PAR REGION ET PROVINCE, ET SELON LE PAYS DE PROVENANCE ET LA MARQUE - ANNEE 2001

| PAYS DE PROVENANCE ET MARQUES | REGION BRUXEL- LOISE | REGION FLAMANDE | | | | | TOTAL |
|----------------------------------|----------------------------|-----------------|--------------------|----------|----------------------|------------------------|-------|
| | | ANVERS | BRABANT FLAMAND | LIMBOURG | FLANDRE ORIENTALE | FLANDRE OCCIDENTALE | |
| REPUBLIQUE TCHEQUE | | | | | | | |
| ZETOR | 1 | 14 | 15 | 20 | 22 | 15 | 86 |
| TOTAL | 1 | 14 | 15 | 20 | 22 | 15 | 86 |
| U.S.A. | | | | | | | |
| ALLIS CHALMERS | | | 3 | | 1 | | 4 |
| CASE | | 1 | | 2 | 3 | 2 | 8 |
| CASE 7220 | | | | 1 | | | 1 |
| CASE IH | 1 | 27 | 14 | 22 | 26 | 30 | 119 |
| CASE IH 7250A | | | | | | | |
| CASE IH 1056 | | | | | | | |
| CASE IH MX150 | | | | | | | |
| FORD 5640SL | | | | | 2 | | 2 |
| FORD 8340SLE | | | | | | | |
| FORD 6510A | | | | | | | |
| INTERNATIONAL | 1 | 60 | 35 | 41 | 29 | 20 | 185 |
| INTERNATIONAL JP | | 1 | | | | | 1 |
| INTERNATIONAL 955DT | | | | | | | |
| INTERNATIONAL 744S | | | | | | | |
| INTERNATIONAL 743XL | | | | | | | |
| JOHN DEERE | 2 | 45 | 47 | 29 | 63 | 68 | 252 |
| JOHN DEERE 1640 | | | | 1 | | | 1 |
| JOHN DEERE 1640MFWD | | | | | 1 | | 1 |
| JOHN DEERE 4520 | | | | | | | |
| JOHN DEERE 8300AS | | | | | | | |
| JOHN DEERE 6400 | | 1 | | | | | 1 |
| JOHN DEERE 1130S | | | | | | | |
| JOHN DEERE 2850 | | | | | | | |
| JOHN DEERE 2650A | | 1 | | | | | 1 |
| JOHN DEERE 3030 | | | | | | 1 | 1 |
| JOHN DEERE 1040AS | | | | | | | |
| JOHN DEERE 3640 | | | | | | | |
| JOHN DEERE M6200 | | | | | | 1 | 1 |
| JOHN DEERE 1020S | | | | | | | |
| JOHN DEERE M6400AS | | | | | | | |
| JOHN DEERE 4755 | | | | | | | |
| JOHN DEERE 2140 | | | | 1 | | | 1 |
| JOHN DEERE 2030F | | | | | | | |
| JOHN DEERE 4050 | | | | | | | |
| JOHN DEERE 6500 | | | | | | | |
| WHITE | | | | | | | |
| AUTRES | | | | 1 | | | 1 |
| TOTAL | 4 | 136 | 99 | 99 | 127 | 120 | 581 |
| JAPON | | | | | | | |
| KAWASAKI | 1 | 2 | | 4 | 4 | | 10 |
| HINO MOTO | | 1 | | 1 | | | 2 |
| HINO MOTO | | | | 1 | | | 1 |
| HONDA | | | 2 | 1 | | 1 | 5 |
| YAMAHA | 2 | 9 | 18 | 9 | 14 | 15 | 65 |
| TOTAL | 3 | 12 | 20 | 16 | 19 | 16 | 83 |
| RUSSIE | | | | | | | |
| BIELARUS | | 1 | 1 | | 2 | | 4 |
| TOTAL | | 1 | 1 | | 2 | | 4 |

TABLEAU 5. - REPARTITION DES TRACTEURS AGRICOLES D'OCCASION, MIS EN CIRCULATION PAR REGION ET PROVINCE, ET SELON LE PAYS DE PROVENANCE ET LA MARQUE - ANNEE 2001

| PAYS DE PROVENANCE ET MARQUES | REGION WALLONNE | | | | | | LE ROYAUME |
|----------------------------------|-------------------|---------|-------|-----------------|-------|-------|---------------|
| | BRABANT WALLON | HAINAUT | LIEGE | LUXEM- BOURG | NAMUR | TOTAL | |
| REPUBLIQUE TCHEQUE | | | | | | | |
| ZETOR | 2 | 21 | 8 | 18 | 14 | 63 | 150 |
| TOTAL | 2 | 21 | 8 | 18 | 14 | 63 | 150 |
| U.S.A. | | | | | | | |
| ALLIS CHALMERS | | | | | | | 4 |
| CASE | | 1 | 1 | 2 | | 4 | 12 |
| CASE 7220 | | | | | | | 1 |
| CASE IH | 5 | 38 | 26 | 17 | 21 | 107 | 227 |
| CASE IH 7250A | | | 1 | | | 1 | 1 |
| CASE IH 1056 | | | 1 | | | 1 | 1 |
| CASE IH MX150 | | | 1 | | | 1 | 1 |
| FORD 5640SL | | | | | | | 2 |
| FORD 8340SLE | | | 1 | | | 1 | 1 |
| FORD 6610A | | | | 1 | | 1 | 1 |
| INTERNATIONAL | 10 | 55 | 44 | 42 | 57 | 208 | 394 |
| INTERNATIONAL JP | | | | | | | 1 |
| INTERNATIONAL 955DT | | | 1 | | | 1 | 1 |
| INTERNATIONAL 744S | | | 2 | | | 2 | 2 |
| INTERNATIONAL 743XL | | | | | | | 1 |
| JOHN DEERE | 23 | 48 | 83 | 36 | 70 | 260 | 514 |
| JOHN DEERE 1640 | | | | | | | 1 |
| JOHN DEERE 1640MFWD | | | | | | | 1 |
| JOHN DEERE 4520 | 1 | | | | | 1 | 1 |
| JOHN DEERE 8300AS | | | | | 1 | 1 | 1 |
| JOHN DEERE 6400 | | | | | | | 1 |
| JOHN DEERE 1130S | | | 1 | | | 1 | 1 |
| JOHN DEERE 2850 | | | 2 | | | 2 | 2 |
| JOHN DEERE 2650A | | | | | | | 1 |
| JOHN DEERE 3030 | | | | | | | 1 |
| JOHN DEERE 1040AS | | | | 1 | | 1 | 1 |
| JOHN DEERE 3640 | | | 1 | | | 1 | 1 |
| JOHN DEERE M6200 | | | | | | | 1 |
| JOHN DEERE 1020S | | | 1 | | | 1 | 1 |
| JOHN DEERE M6400AS | | | | | 1 | 1 | 1 |
| JOHN DEERE 4755 | | | 1 | | | 1 | 1 |
| JOHN DEERE 2140 | | | | | | | 1 |
| JOHN DEERE 2030F | | | 2 | | | 2 | 2 |
| JOHN DEERE 4050 | | 1 | | | | 1 | 1 |
| JOHN DEERE 6600 | | | 1 | | | 1 | 1 |
| WHITE | | | 1 | | 1 | 2 | 2 |
| AUTRES | | 1 | | 3 | 3 | 7 | 8 |
| TOTAL | 39 | 144 | 171 | 102 | 154 | 610 | 1 195 |
| JAPON | | | | | | | |
| KAWASAKI | 1 | 1 | 1 | | 1 | 4 | 15 |
| HINO MOTO | | | | | | | 2 |
| HINO MOTO | | | | | | | 1 |
| HONDA | | | | | 1 | 1 | 6 |
| YAMAHA | 2 | 25 | 16 | 6 | 27 | 76 | 143 |
| TOTAL | 3 | 26 | 17 | 6 | 29 | 81 | 167 |
| RUSSIE | | | | | | | |
| BIELARUS | | 1 | 2 | 1 | | 4 | 8 |
| TOTAL | | 1 | 2 | 1 | | 4 | 8 |

TABLEAU 5. - REPARTITION DES TRACTEURS AGRICOLES D'OCCASION, MIS EN CIRCULATION PAR REGION ET PROVINCE, ET SELON LE PAYS DE PROVENANCE ET LA MARQUE - ANNEE 2001

| PAYS DE PROVENANCE ET MARQUES | REGION BRUXEL- LOISE | REGION FLAMANDE | | | | | TOTAL |
|----------------------------------|----------------------------|-----------------|--------------------|------------|----------------------|------------------------|--------------|
| | | ANVERS | BRABANT FLAMAND | LIMBOURG | FLANDRE ORIENTALE | FLANDRE OCCIDENTALE | |
| POLOGNE | | | | | | | |
| URSUS | | 1 | 3 | 1 | | 4 | 9 |
| TOTAL | | 1 | 3 | 1 | | 4 | 9 |
| INCONNU | | | | | | | |
| AUTRES | 3 | 41 | 32 | 26 | 50 | 67 | 216 |
| TOTAL | 3 | 41 | 32 | 26 | 50 | 67 | 216 |
| TOTAL GENERAL | 29 | 674 | 620 | 631 | 919 | 925 | 3 769 |

TABLEAU 5. - REPARTITION DES TRACTEURS AGRICOLES D'OCCASION, MIS EN CIRCULATION PAR REGION ET PROVINCE, ET SELON LE PAYS DE PROVENANCE ET LA MARQUE - ANNEE 2001

| PAYS DE PROVENANCE ET MARQUES | REGION WALLONNE | | | | | | LE ROYAUME |
|----------------------------------|-------------------|---------|-------|-----------------|-------|-------|---------------|
| | BRABANT WALLON | HAINAUT | LIEGE | LUXEM- BOURG | NAMUR | TOTAL | |
| POLOGNE | | | | | | | |
| URSUS | | 4 | 1 | 2 | 2 | 9 | 18 |
| TOTAL | | 4 | 1 | 2 | 2 | 9 | 18 |
| INCONNU | | | | | | | |
| AUTRES | 4 | 19 | 8 | 19 | 9 | 59 | 278 |
| TOTAL | 4 | 19 | 8 | 19 | 9 | 59 | 278 |
| TOTAL GENERAL | 158 | 648 | 653 | 503 | 501 | 2 463 | 6 261 |

Informations

L'Institut national de statistique

Où trouver l'information de l'INS ?

Dans cinq grandes villes du pays, l'INS met à la disposition du public :

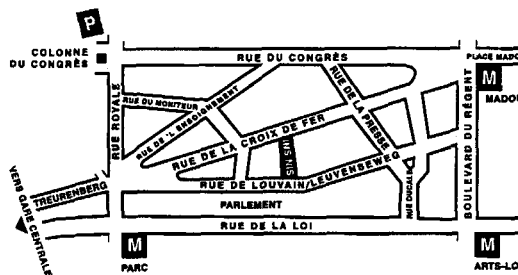
- ◇ Des annuaires et des publications spécialisées ainsi qu'une sélection de disquettes et de cédéroms.
- ◇ Une salle de lecture où il est possible de consulter les publications de l'INS, d'autres ministères ou d'institutions belges et internationales.

Toutes nos bibliothèques sont accessibles les jours ouvrables de 9h à 12h et de 13h à 16h.

Bruxelles

Rue de Louvain 44, 1000 Bruxelles
 tél. 02/548.63.65 – 02/548.63.66 fax 02/548.63.67
 e-mail : info@statbel.mineco.fgov.be

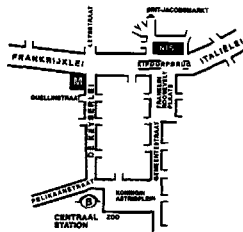
Train (B) : Gare Centrale ou Congrès
 Métro (M) : ligne 1A et 1B, station Parc ou Arts-Loi
 ligne 2, station Arts-Loi ou Madou
 Tram-Bus : 92, 93, 94 arrêt Parc
 65, 66 arrêt Presse
 29, 63 arrêt Congrès
 Parking (P) : Cité administrative (payant)



Anvers

Italiëlei 124 - bus 85, 2000 Antwerpen
 tél. 03/229.07.00 fax 03/233.28.30
 e-mail : info.antwerpen@statbel.mineco.fgov.be

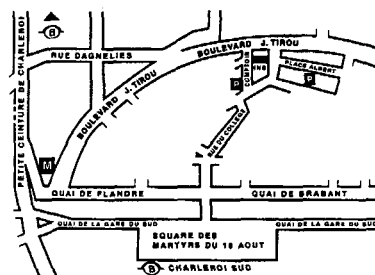
Train (B) : Centraal Station
 Métro (M) : arrêt Opera
 Tram-Bus : accès facile (Fr. Rooseveltplaats)



Charleroi

Centre Albert, place Albert 1er, 8e étage, 6000 Charleroi
 tél. 071/32.44.72 fax 071/32.44.71
 e-mail : info.charleroi@statbel.mineco.fgov.be

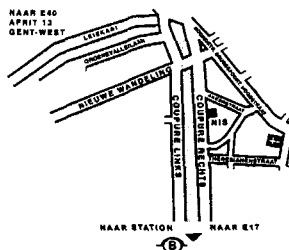
Train (B) : Charleroi Sud, 10 min depuis la gare (Place Buisset, Rue du Collège, Rue de Marchienne)
 Bus : arrêt Tirou
 Autoroute : petite ceinture de Charleroi - sortie Gare du Sud
 Parking (P) : payant face à l'INS



Gand

Coupure rechts 620, 9000 Gent
 tél. 09/267.27.00 fax 09/267.27.29
 e-mail : info.gent@statbel.mineco.fgov.be

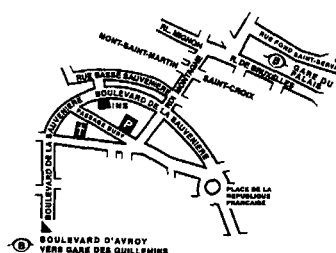
Train (B) : Gent St. Pieters
 Tram-Bus : 40, 43 arrêt Theresianenstraat
 Autoroute : accès aisé par autoroute E40 (sortie N° 13 - Gent - West/Drongen)
 Parking (P) : au long de la "Coupure Rechts"



Liège

Bd de la Sauvenière 73-75, 4020 Liège
 tél. 04/223.84.11 fax 04/222.49.94
 e-mail : info.liege@statbel.mineco.fgov.be

Train (B) : Gare des Guillemins ou Gare du Palais
 Tram-Bus : (Guillemins) 1 et 4 arrêt Sauvenière
 Parking (P) : Neujean (à 20 m - même trottoir)
 Mercure (en face)



L'INS diffuse de nombreux produits qui donnent une image chiffrée de la réalité socio-économique belge.

Ces produits, repris dans notre catalogue, sont disponibles auprès de nos centres régionaux ou auprès de notre service de Documentation - vente de Bruxelles. Notre catalogue vous sera envoyé sur simple demande. (voir adresses ci-contre).

Vous trouverez également un extrait de nos données, ainsi que la liste de nos publications sur notre site Internet : <http://statbel.fgov.be>

Transport : autre publication

Parc des véhicules à moteur

Sur base du fichier des véhicules immatriculés au Ministère des Communications, l'INS publie dans cette brochure différents tableaux illustrant la répartition provinciale de l'ensemble de notre parc automobile selon l'âge du véhicule, par catégorie (voiture privée, car, bus, véhicule utilitaire, tracteur, motocyclette, véhicule spécial) par marque et type de véhicule, ou par genre de carburant utilisé. Un tableau informe également sur la répartition par commune des différentes catégories de véhicules – *Annuelle*

Quelques autres publications

Publications générales

Annuaire de statistiques régionales
Bulletin de statistique – *Mensuelle*

Territoire et environnement

Statistique de l'occupation du sol (**disquette**)
Aperçu Environnement - *Annuelle*

Population

Ménages et noyaux familiaux - *Annuelle*
Population totale au 1er janvier - *Annuelle*

Société

Accidents de la circulation – *Annuelle*
Enquête sur les budgets des ménages - *Annuelle*

Économie et finances

Ventes de biens immobiliers – *Annuelle*

Agriculture

Recensement agricole et horticole au 15 mai – *Annuelle*

Industrie

Production industrielle et construction - *Mensuelle*

Commerce, services et transports



Commerce intérieur – *Annuelle*
Compendium Société de l'information - *Annuelle*



Achevé d'imprimer
par l'imprimerie de l'INS
B-1000 Bruxelles

Mars 2002

Domaines statistiques

-  Généralités
-  Territoire et environnement
-  Population
-  Société
-  Économie et finances
-  Agriculture et activités assimilées
-  Industrie
-  Services, commerce et transports



INS INSTITUT NATIONAL DE STATISTIQUE
B-1000 Bruxelles
tél. 02/548.63.65 - 02/548.63.66
fax 02/548.63.67

<http://statbel.fgov.be>
info@statbel.mineco.fgov.be

€ 7
ISSN 0773 - 3070