


BEVOLKINGS - STATISTIEKEN



1994

Nr. 3 B - BIJTENLANDSE BEVOLKING OP 1.1.1994

NATIONAAL INSTITUUT VOOR DE STATISTIEK

KONINKRIJK BELGIE

MINISTERIE VAN ECONOMISCHE ZAKEN

BEVOLKINGS - STATISTIEKEN

1994

Nr. 3 B - BUITENLANDSE BEVOLKING OP 1.1.1994

Verkrijgbaar bij het **NATIONAAL INSTITUUT VOOR DE STATISTIEK**

| | |
|---------------------|------------------|
| Leuvenseweg, 44 | - 1000 Brussel |
| Rubenslei, 2 | - 2018 Antwerpen |
| Coupure Rechts, 620 | - 9000 Gent |

| | | | |
|------------|------------|---|---------|
| Dit nummer | België | : | 290 F |
| | Buitenland | : | 360 BF |
| Abonnement | België | : | 1000 F |
| | Buitenland | : | 1250 BF |

Postrekening Nr 000-2005886-23 van het
NIS, Leuvenseweg, 44 - 1000 Brussel

Auteursrecht voorbehouden

Het reproduceren van de inhoud van deze publikatie is niet toegelaten, noch geheel, noch gedeeltelijk, noch in de oorspronkelijke, noch in bewerkte vorm, tenzij met schriftelijke machtiging vanwege het **Nationaal Instituut voor de Statistiek**.

Het gebruiken van de inhoud van deze publikatie als toelichting of bewijsvoering in een artikel, een boekbespreking of een boek is toegestaan, mits de bron duidelijk en nauwkeurig wordt vermeld.

WOORD VOORAF

Om rationeler te werk te gaan, wordt met ingang van deze editie het aantal gepubliceerde statistieken op basis van gegevens uit het Rijksregister opgevoerd. Zo wordt de jaarlijkse brochure over de loop van de bevolking in het voorgaande jaar en over de bevolkingscijfers op 1 januari van het lopende jaar, in drie delen onderverdeeld:

A. Totale bevolking en Belgische bevolking op 1 januari van het lopende jaar;

B. Buitenlandse bevolking op 1 januari van het lopende jaar.

C. Loop van de bevolking in het voorgaande jaar en migraties;

Brochure A bevat tabellen over de verdeling van de totale bevolking volgens geslacht, leeftijd en burgerlijke staat tot op het vlak van de gemeente. Dezelfde tabellen werden opgesteld voor de Belgische bevolking. Er is tevens een tabel met de oppervlakte en de bevolkingsdichtheid van elke gemeente. Voorts bevat de brochure leeftijds piramiden voor de totale bevolking en de Belgische bevolking tot op provinciaal vlak. Ten slotte worden het aandeel van de personen van minder dan 18 jaar en ouder dan 60 jaar alsook de bevolkingsdichtheid met kaarten geïllustreerd.

In brochure B vindt men benevens informatie over het geslacht, de burgerlijke staat en de leeftijd van de vreemde bevolking, tevens een indeling ervan volgens nationaliteit. Verscheidene tabellen gaan tot op het niveau van de gemeenten. Piramiden tonen de verhouding Belgen en vreemdelingen voor elke leeftijd, alsook de leeftijdsstructuur van de vreemdelingen volgens hun burgerlijke staat. Het aandeel in de totale bevolking van het aantal vreemdelingen enerzijds en van het aantal niet-EU-vreemdelingen anderzijds worden op kaarten weergegeven.

In brochure C staan de tabellen, met gedetailleerde gegevens over de loop van de totale bevolking, de Belgische en de vreemde bevolking volgens gemeente, arrondissement, provincie en gewest. In het deel over de migraties staan de tabellen met de migranten die België binnenkomen of verlaten. Immigraties, emigraties en migratiesaldi per gemeente vindt men terug in afzonderlijke tabellen, volgens herkomst en bestemming, per leeftijdsgroep van vijf jaar en per nationaliteitsgroep. Daarbij valt op te merken dat we voor het eerst tabellen met de leeftijd van de migranten kunnen publiceren, wat voor het gebruik van de inlichtingen uit het Rijksregister niet mogelijk was. Ook is het de eerste keer dat een zo sterk gedetailleerde verdeling van de migraties op gemeentelijk vlak kan worden gepubliceerd. De tabellen met betrekking tot de migraties kwamen tot stand in samenwerking met het "Institut de Démographie" van de U.C.L., meer bepaald Michel Poulain, die daarvoor de medewerking kreeg van Marc Debuisson.

INHOUDSOPGAVE

| | | | | Blz. |
|-----------------------|---|---|--------------------|-------------|
| Methode en definities | | | | 5 |
| 00.03 | B | Vreemdelingen naar burgerlijke staat en geslacht. Alle eenheden. | | 14 |
| 00.04 | B | MVT Vreemdelingen naar geslacht, leeftijdsgroepen en leeftijdsklassen. Alle eenheden. | | 26 |
| 00.05 | A | T Vreemdelingen naar de voornaamste nationaliteiten. Alle eenheden | | 98 |
| 01.01 | B | Vreemdelingen naar leeftijd, geslacht en burgerlijke staat. | - Rijk. | 154 |
| | | | - Gewesten. | 156 |
| | | | - Provincies. | 164 |
| 02.01 | G | Vreemdelingen naar nationaliteit, leeftijdsgroepen en leeftijdsklassen. | - Rijk. | 182 |
| | | | - Gewesten. | 186 |
| | | | - Provincies. | 202 |
| 02.02 | A | Vreemdelingen naar burgerlijke staat en geslacht. | - Rijk. | 238 |
| | | | - Gewesten. | 240 |
| | | | - Provincies. | 248 |

GRAFIEKEN

| | | |
|--|--------------------|-----|
| Piramides naar leeftijd, geslacht en burgerlijke staat. Vreemdelingen. | - Rijk. | 125 |
| | - Gewesten. | 126 |
| | - Provincies. | 130 |
| Piramides naar leeftijd, geslacht en nationaliteit. | - Rijk. | 139 |
| | - Gewesten. | 140 |
| | - Provincies. | 144 |

CARTOGRAMMEN

| | |
|---------------------------------------|-----|
| 1. Aandeel vreemdelingen. | 9 |
| 2. Aandeel niet EU-vreemdelingen | 11 |
| Lijst beschikbare tabellen. | 267 |

LOOP VAN DE BEVOLKING EN MIGRATIES IN 1993

Methode en definities

1. INLEIDING

Sedert 1988 wordt het bevolkingscijfer berekend op basis van de gegevens van het Rijksregister van de natuurlijke personen.

Het Rijksregister is een computerbestand dat wordt beheerd in real-time. Gegevens uit de bevolkingsregisters over al de burgers die in het land verblijven, worden erin samengebracht: geboorten, overlijdens, wijzigingen van verblijfplaats, maar ook huwelijken, enz., alsook bepaalde eigenschappen zoals nationaliteit en geboortedatum.

Door deze gegevens met elkaar te correleren, kan men er zeer gedetailleerde statistieken uit afleiden, zoals de binnenlandse migraties naar herkomst of bestemming en nationaliteit, naar leeftijd, enz.

Doordat het om een computerbestand gaat, kunnen statistieken geproduceerd worden met relatief bescheiden middelen. Dit is in de eerste plaats van belang voor de maker van de statistieken, die op dit vlak maar weinig bewegingsruimte heeft. Maar naar de gebruiker toe, zal dit zich, eenmaal de inlooperperiode voorbij, ook vertalen in een kortere publicatietermijn, ondanks de toename van het aantal gegevens.

Een real-time beheer impliceert dat niet meer mogelijk is dat fouten die de telling of een andere jaarlijkse gegevensopname worden gemaakt (bijvoorbeeld verzuim om een aantal immigraties bij te tellen) gedurende tien jaar bewaard blijven. Correcties gebeuren zodra de fout is vastgesteld:

2. GEVOLGDE METHODE.

Het Rijksregister centraliseert van de natuurlijke personen een aantal inlichtingen op basis van de bevolkingsregisters.

De gebeurtenissen worden in chronologische volgorde opgenomen en niet meer geschrapd.

Het resultaat is dus niet een reeks situaties op een bepaald ogenblik (lijst van ingezetenen, gehuwden, enz.), maar het gaat telkens om een volledige voorgeschiedenis. Uit deze voorgeschiedenis kan men echter wel de toestand van de bevolking op een bepaald ogenblik afleiden.

De volledige rechtsbevolking wordt gerepertorieerd, hetgeen overeenstemt met de inhoud van de bevolkingsregisters van de gemeenten plus de buitenlanders die er niet in opgenomen zijn, maar zonder het buitenlandse diplomatieke personeel dat in België verblijft.

Volgens het K.B. van 11.10.1984 krijgt het N.I.S. van het Rijksregister de inlichtingen die noodzakelijk zijn om de taken waarvoor het N.I.S. bevoegd is te kunnen uitoefenen (d.w.z. voor het opmaken van statistieken). Dit zijn:

- naam en voornamen
- plaats en datum van geboorte
- geslacht
- nationaliteit
- voornaamste verblijfplaats
- plaats en datum van overlijden
- beroep
- burgerlijke staat
- samenstelling van het gezin

Deze gegevens worden beheerd in real-time. De tijd die verloopt tussen de gebeurtenis en de opname in het Rijksregister, is de som van de termijn die is toegelaten voor de aangifte aan de gemeente - variabel volgens de aard van de gebeurtenis - en de tijd die nodig is voor de transmissie naar het Rijksregister.

In de praktijk wordt het overgrote deel van de bewegingen geregistreerd binnen een periode van 4 tot 6 weken. Om allerlei redenen stellen we wel grotere vertragingen vast bij geboorten en overlijdens van de rechtsbevolking, die buiten de gemeente plaats vonden of, a fortiori, in het buitenland. Een gelijkaardig verschijnsel doet zich voor bij de vertrekken uit de gemeente, die als nieuwe aangiften in de gemeente van aankomst moeten worden opgetekend. Wanneer men met die onvermijdelijke laattijdige verbeteringen rekening houdt, wordt de toestand op 1 januari door het Rijksregister telkens doorgegeven zoals hij er eind maart uitziet. Men gaat er dan van uit dat nagenoeg alle gegevens over het voorbije jaar zijn opgenomen. Hierdoor komt er echter in de statistische tabellen over de loop van de bevolking toch een kolom "statistische aanpassing" voor.

Uit deze copie van de gegevens, die het Rijksregister eind maart aflevert, leidt het N.I.S. met behulp van aangepaste programma's de loop van de bevolking af, alsook de verschillende tabellen over de migraties gedurende het voorbije jaar. Daarenboven produceert het N.I.S. nog de demografische toestand van de bevolking op 1 januari en op 31 december van het voorgaande jaar. Laatstgenoemde bewerking levert gelijkaardige jaarlijkse resultaten op als men uit een klassieke volkstelling zou bekomen.

3. DE KWALITEIT VAN DE GEGEVENS

3.1. De kwaliteit van het bevolkingscijfer van het Rijksregister.

De kwaliteit van het uiteindelijke resultaat is afhankelijk van die van elke schakel in de ketting: de gemeenteregisters, de overzending naar het Rijksregister, het beheer bij het Register en de verwerking op het vlak van het N.I.S.

De gemeenteregisters vormen de theoretische informatiebasis en moeten dus worden beschouwd als de beste bron, ook als zijn ze niet perfect.

In dit stadium kan er een overschatting van de bevolking ontstaan, doordat personen die naar het buitenland zijn verhuisd nog in de registers voorkomen. De gemeenten gaan immers niet altijd na of alle personen die zijn ingeschreven, wel degelijk op hun grondgebied verblijven. Als de gemeente geen weet heeft van die afwezigheden, zal haar aangifte over de loop van de bevolking aan het N.I.S. natuurlijk in dezelfde mate fout zijn.

Aan de andere kant - en dit komt meer bepaald voor in bepaalde stadsgemeenten - verblijven er ook niet aangegeven personen, hetgeen tot een onderschatting leidt.

Het verzenden naar het Rijksregister kan enige vertraging veroorzaken, maar het is weinig waarschijnlijk dat fouten in strikte zin daar hun oorzaak vinden, behalve dan misschien in die gevallen waar men die bewerkingen (en het informaticabeheer van de gemeente) in "onderaanneming" heeft gegeven. Over het algemeen blijkt de toestand bevredigend te zijn, na een aanlooperperiode die door iedereen blijkbaar goed werd verteerd.

Bij de doorloop op het Rijksregister kunnen correcties worden aangebracht door de informatie uit de verschillende gemeenten onderling te vergelijken. Zodoende kunnen dubbeltellingen als gevolg van gelijktijdige inschrijving in twee gemeenten worden uitgeschakeld, en kunnen personen die ambtshalve door hun gemeente van oorsprong werden geschrappt, in een andere gemeente worden teruggevonden.

De laatste jaren werden de registers degelijk geschoond, vooral dankzij de vernieuwing van de identiteitskaarten. Daardoor is het risico voor dubbele inschrijvingen bijna volledig verdwenen, behalve dan bij bepaalde vreemdelingen, die bij twee opeenvolgende inschrijvingen telkens een andere naam en geboortedatum zouden hebben opgegeven.

Een belangrijke kwaliteitsfaktor van de gegevens uit het Rijksregister en daardoor ook van de statistiektabellen die wij opstellen, is de doorzichtigheid ervan: verbeteringen aan het bestand kunnen onmiddellijk op het niveau van de individuele inlichtingen worden aangebracht, waardoor ze

duidelijk identificeerbaar zijn, hetgeen niet het geval was bij de geglobaliseerde aangiften van de gemeenten.

Een vergelijking met de vroegere methode die werd gebruikt voor de productie van statistieken over de loop van de bevolking, waarbij geaggregeerde gegevens werden verzameld, in de vorm van tabellen die door de gemeenten werden ingevuld, werd in elke uitgave van "Bevolkingsstatistieken" met de loop voor 1988, 1989 en 1990 gepubliceerd.

3.2. Statistische aanpassingen

Om de statistiek binnen een redelijke termijn klaar te krijgen, moet men het Rijksregister gebruiken met de inhoud die het op een bepaalde datum heeft.

Als een compromis tussen snelheid en precisie hebben we geopteerd voor de staat van het Rijksregister op het einde van de maand maart, volgend op het jaar waarvoor de loop van de bevolking wordt geanalyseerd.

Bijsturingen zijn steeds mogelijk in de loop van het jaar dat volgt op een bepaald gebeuren, meer bepaald na het midden van de maand maart, wanneer de copie van het Rijksregister naar het N.I.S. wordt gestuurd. Als dat gebeurt, worden de correcties gegroepeerd in de rubriek "statistische aanpassing", wat beter is dan telkens weer de toestand van de bevolking op 31 december van het voorgaande jaar te moeten wijzigen. Men moet die rubriek dus zien als de positieve of negatieve balans van de wijzigingen die in de loop van een bepaald jaar aan de gegevens van de voorgaande jaren werden aangebracht. Een overlijden dat plaatsvond in december 1992 maar dat slechts in april 1993 in het Rijksregister werd opgetekend, nadat de copie naar het N.I.S. werd verstuurd, zal dus samen met andere toe- en afnamen worden verwerkt in de rubriek "statistische aanpassingen" bij de loop van de bevolking in 1993. Aldus wordt de bevolking zoals ze officieel wordt gepubliceerd op 31 december 1992 op basis van de loop van de bevolking in 1992 dezelfde die één jaar later zal dienen als basis om de loop van de bevolking in 1993 te berekenen.

Een voorbeeld: voor de loop van de bevolking in 1993 toont de balans van de statistische aanpassingen voor 1992 een toename met 147 personen, of 0,014‰ van de totale bevolking. Nochtans kan het geen kwaad te vermelden dat de relatieve weerslag van de statistische aanpassing op het vlak van de gemeenten wel wat groter kan zijn. Zo zien we dat b.v. voor de gemeente Brasschaat de aanpassing - 336 eenheden, of 9,23‰ bedraagt. In Kraainem is er een aanpassing met + 91 eenheden of 7,24‰, in Elsene met + 240 eenheden of 3,3‰. Voor het Brussels Hoofdstedelijk gewest bedraagt de aanpassing + 608 of 0,64‰.

Voor de loop van de bevolking in 1993 is de aanpassing nergens echt groot.

3.3. Kwaliteit van de gegevens

Voor een globale beoordeling van de kwaliteit van de gegevens dient men er in België rekening mee te houden, dat er dagelijks ongeveer 1500 inschrijvingen en schrappingen worden verricht, waarvan een 150-tal verhuizingen vanuit of naar het buitenland.

Vrij verkeer en vrije keuze van woonplaats worden in Europa als burgerrechten beschouwd, hetgeen ook betekent dat de reële woonplaats niet streng wordt nagegaan en dat er maar weinig grenscontroles zijn.

In die omstandigheden kan men moeilijk verwachten dat de bevolking nog nauwkeuriger wordt vastgesteld.

Die nauwkeurigheid behoort waarschijnlijk, samen met de Scandinavische landen, tot de beste ter wereld. Ook daar wordt, zoals in België, een geïnformatiseerd bevolkingsregister in real-time bijgehouden.

4. NIEUW IN DE EDITIE 1993 VAN DE BROCHURE OVER DE LOOP VAN DE BEVOLKING.

Een pakket nieuwe tabellen moet de lezer een inzicht verschaffen over de ruimtelijke mobiliteit van de bevolking. De terminologie die daarbij werd gebruikt vergt enige toelichting.

Op nationaal niveau heeft men het regelmatig over immigratie en emigratie, terwijl op gemeentelijk vlak de termen "inwijking" en "uitwijking" worden gebruikt, waarbij men aangeeft of het om binnenlandse of buitenlandse migraties gaat. In beide gevallen wordt het verschil tussen immigratie en emigratie, of tussen in- en uitwijking, weergegeven in een balans of migratiesaldo.

Ambtshalve geschrapte personen zijn personen die uit het bevolkingsregister van een bepaalde gemeente worden geschrappt, doordat hun vertrek officieel door het schepencollege wordt vastgesteld. Om allerlei redenen wordt een niet onaanzienlijk deel van die ambtshalve geschrapte personen vroeg of laat opnieuw in dezelfde gemeente of in een andere Belgische gemeente ingeschreven. Indien een persoon binnen het jaar van de schrapping opnieuw wordt ingeschreven, wordt hij niet in aanmerking genomen. Indien dit tijdens het volgende jaar of in een andere gemeente gebeurt, wordt zij geboekt als herinschrijving. In de tabellen 87.01 en 00.87 staat de uitsplitsing van de ambtshalve geschrapte personen en de heringeschreven personen, zoals hierboven beschreven. In de andere tabellen daarentegen wordt de balans van de ambtshalve geschrapte personen min de heringeschreven personen verrekend in de externe emigratie, waarin tevens de statistische aanpassing wordt verwerkt. Die cijfers tonen wat men in de meeste gevallen vaststelt, namelijk dat het bij geschrapte personen die niet opnieuw worden ingeschreven, meestal gaat om vreemdelingen die naar hun land van herkomst zijn teruggekeerd, zonder dat zij het gemeentebestuur hebben verwittigd. We hebben deze plausibele werkhypothese verkozen boven een methode die erin zou bestaan om de geschrapte personen bij de emigratie naar het buitenland te voegen en de herinschrijvingen bij de immigratie uit het buitenland. Die laatste voorstellingswijze zou het aantal immigraties op onverantwoorde wijze doen aanzwellen, hoewel het niet gaat om personen die werkelijk het land binnenkomen.

De tabellen 83.02 en 83.04 over de migratie volgens leeftijd werden vroeger reeds opgemaakt maar niet gepubliceerd. In die tabellen bedoelde men met 'leeftijd', de leeftijd van een persoon op 31 december van het voorgaande jaar (verschil in jaartal). In de nieuwe migratietabellen 87.02, 87.03 en 00.88 baseert men zich op de leeftijd op het ogenblik van de migratie of op de leeftijd in volle jaren.

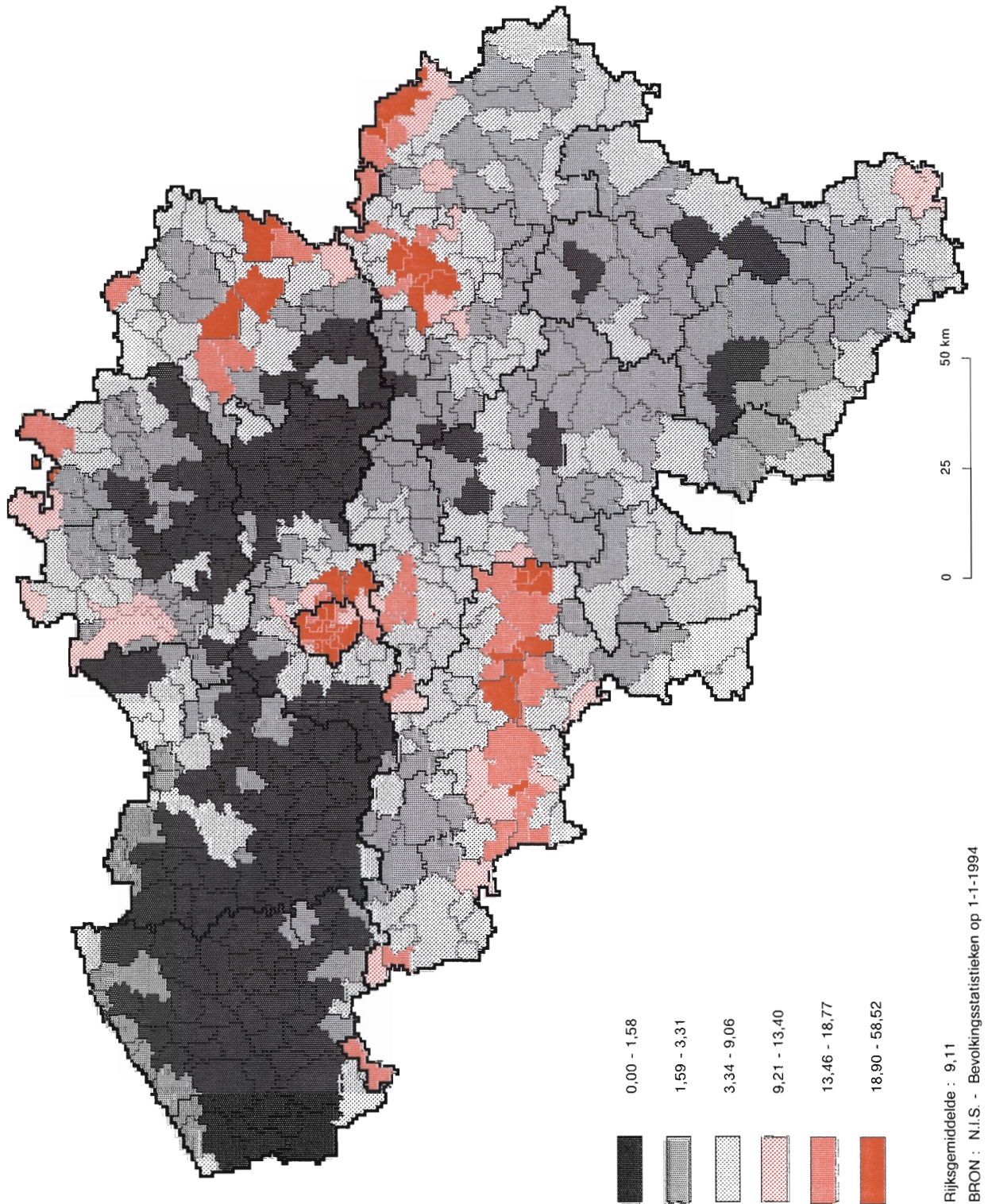
Deze tekst kwam tot stand in samenwerking met de heren Lebrun en Doneux van het N.I.S. en de heren Poulain en Debuisson van de U.C.L.

N.B. Het aantal ingeschreven vreemdelingen per nationaliteit, betreffende Turkije, worden naargelang de bron op twee manieren voorgesteld:

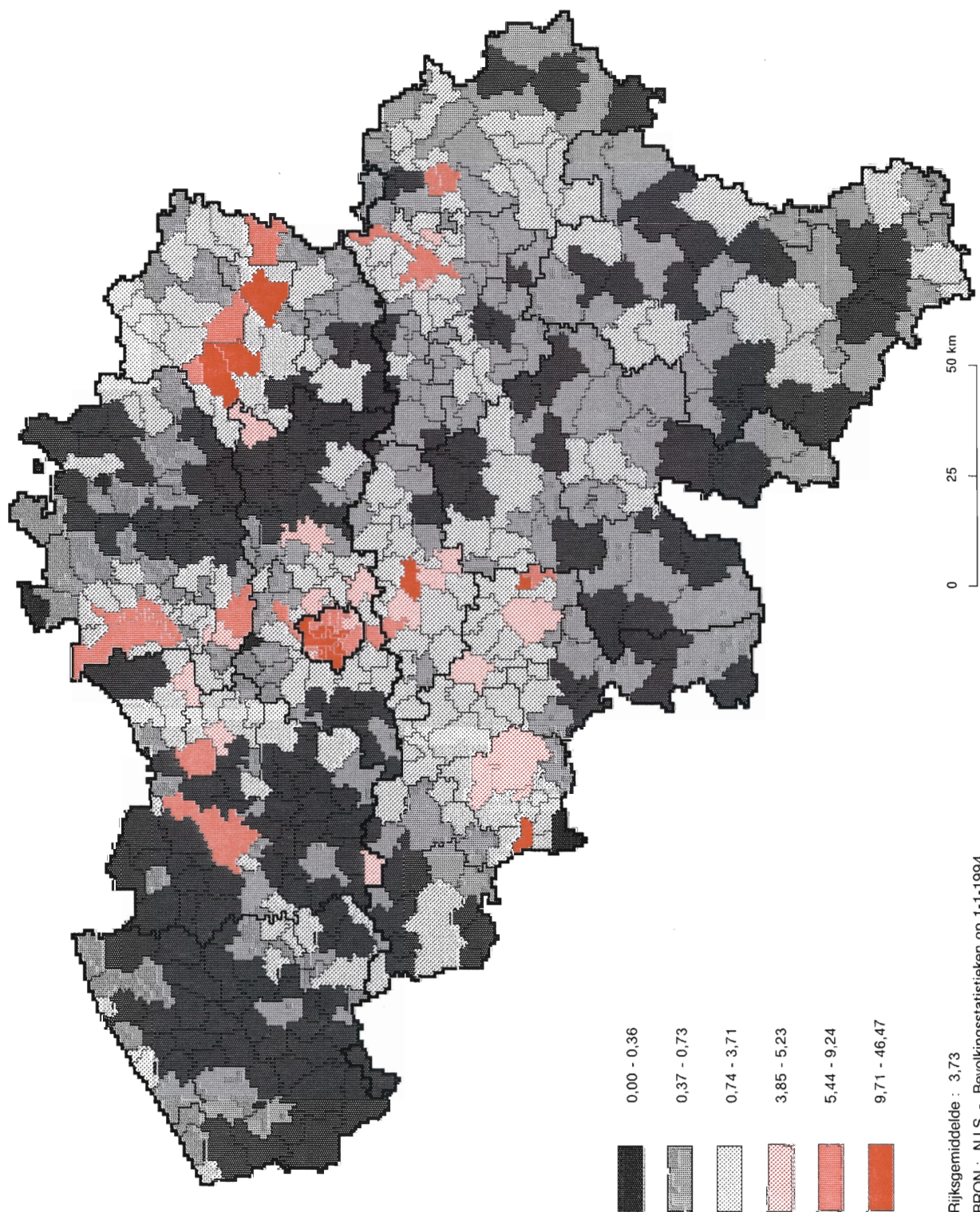
- De tabellen 02..., uittreksels van het Rijksregister, vermelden Turkije als Aziatisch land.
- De tabellen 87..., betreffende de migraties, wordt Turkije in Europa geplaatst volgens de onderrichtingen van de Europese Unie.

De gegevens van het R.R. zullen vanaf 1995 aangepast worden naar de normen van de E.U.

Figuur 1 - aandeel vreemdelingen



Figuur 2 – aandeel niet E.E.G-vreemdelingen



VREEMDELINGEN

GEMEENTEN

| WOONPLAATS | MANNEN | | | | | VROUWEN | | | | | ALGEMEEN TO-TAAL |
|------------------------------|----------|---------|------------|------------------------|---------|----------|---------|------------|------------------------|---------|------------------|
| | ONGEHUWD | GEHUWD | WEDUWSTAAT | UIT DE ECHTGE-SCHIEDEN | TOTAAL | ONGEHUWD | GEHUWD | WEDUWSTAAT | UIT DE ECHTGE-SCHIEDEN | TOTAAL | |
| HET RIJK | 220.404 | 252.060 | 6.988 | 16.161 | 495.613 | 178.747 | 206.324 | 27.828 | 12.056 | 424.955 | 920568 |
| BRUSSELS HOOFDSTEDELIJK GEW. | 76.343 | 64.800 | 1.233 | 3.963 | 146.339 | 66.519 | 58.262 | 5.723 | 4.402 | 134.906 | 281245 |
| VLAAMS GEWEST | 68.780 | 79.387 | 1.994 | 5.034 | 155.195 | 54.891 | 62.106 | 5.897 | 3.048 | 125.942 | 281137 |
| WAALS GEWEST | 75.281 | 107.873 | 3.761 | 7.164 | 194.079 | 57.337 | 85.956 | 16.208 | 4.606 | 164.107 | 358186 |
| WAARVAN DUITSTALIGE GEMEENS. | 2.453 | 2.957 | 97 | 276 | 5.783 | 1.794 | 2.355 | 280 | 265 | 4.694 | 10477 |
| PROV. ANTWERPEN | 27.100 | 28.044 | 733 | 1.964 | 57.841 | 20.757 | 21.306 | 1.949 | 1.091 | 45.103 | 102944 |
| ARR. ANTWERPEN | 21.145 | 20.783 | 579 | 1.480 | 43.987 | 16.145 | 15.703 | 1.452 | 833 | 34.133 | 78120 |
| ARR. MECHELEN | 3.138 | 2.597 | 32 | 111 | 5.878 | 2.579 | 2.186 | 153 | 53 | 4.971 | 10849 |
| ARR. TURNHOUT | 2.817 | 4.664 | 122 | 373 | 7.976 | 2.033 | 3.417 | 344 | 205 | 5.999 | 13975 |
| BRABANT | 96.148 | 86.862 | 1.685 | 5.114 | 189.809 | 83.737 | 76.438 | 7.120 | 5.356 | 172.651 | 362460 |
| ARR. BRUSSEL-HOOFDSTAD | 76.343 | 64.800 | 1.233 | 3.963 | 146.339 | 66.519 | 58.262 | 5.723 | 4.402 | 134.906 | 281245 |
| ARR. HALLE-VILVOORDE | 7.893 | 9.459 | 185 | 482 | 18.019 | 7.327 | 7.949 | 558 | 430 | 16.264 | 34283 |
| ARR. LEUVEN | 4.873 | 4.297 | 75 | 249 | 9.494 | 3.763 | 3.540 | 191 | 183 | 7.677 | 17171 |
| ARR. NIJVEL | 7.039 | 8.306 | 192 | 420 | 15.957 | 6.128 | 6.687 | 648 | 341 | 13.804 | 29761 |
| HENEGOUWEN | 33.722 | 52.167 | 1.856 | 3.343 | 91.088 | 25.931 | 42.734 | 8.667 | 2.140 | 79.472 | 170560 |
| ARR. AAT | 817 | 1.182 | 53 | 103 | 2.155 | 573 | 869 | 178 | 60 | 1.680 | 3835 |
| ARR. CHARLEROI | 14.352 | 22.464 | 751 | 1.348 | 38.915 | 10.533 | 17.632 | 3.597 | 671 | 32.433 | 71348 |
| ARR. BERGEN | 7.872 | 10.384 | 388 | 643 | 19.287 | 6.266 | 9.633 | 1.723 | 500 | 18.122 | 37409 |
| ARR. MOESKROEN | 1.766 | 3.026 | 121 | 274 | 5.187 | 1.562 | 2.440 | 664 | 281 | 4.947 | 10134 |
| ARR. ZINNIK | 4.665 | 7.503 | 229 | 370 | 12.767 | 3.526 | 6.334 | 1.017 | 220 | 11.097 | 23864 |
| ARR. THUIN | 2.312 | 4.812 | 191 | 300 | 7.615 | 1.705 | 3.695 | 937 | 159 | 6.496 | 14111 |
| ARR. DOORNIK | 1.938 | 2.796 | 123 | 305 | 5.162 | 1.766 | 2.131 | 551 | 249 | 4.697 | 9859 |
| PROV. LUIK | 27.976 | 37.644 | 1.339 | 2.655 | 69.614 | 20.115 | 29.561 | 5.596 | 1.674 | 56.946 | 126560 |
| ARR. HOEI | 891 | 1.533 | 73 | 136 | 2.633 | 653 | 983 | 189 | 61 | 1.886 | 4519 |
| ARR. LUIK | 20.881 | 28.378 | 1.016 | 1.921 | 52.196 | 14.717 | 22.573 | 4.678 | 1.127 | 43.095 | 95291 |
| ARR. VERVIERS | 5.926 | 7.126 | 226 | 551 | 13.829 | 4.551 | 5.578 | 651 | 460 | 11.240 | 25069 |
| ARR. BORGWORM | 278 | 607 | 24 | 47 | 956 | 194 | 427 | 78 | 26 | 725 | 1681 |
| LIMBURG | 14.906 | 20.611 | 546 | 1.016 | 37.079 | 11.748 | 17.156 | 1.871 | 630 | 31.405 | 68484 |
| ARR. HASSELT | 7.737 | 9.898 | 215 | 340 | 18.190 | 6.052 | 8.606 | 973 | 212 | 15.843 | 34033 |
| ARR. MAASEIK | 3.499 | 5.634 | 200 | 356 | 9.689 | 2.695 | 4.436 | 431 | 217 | 7.779 | 17468 |
| ARR. TONGEREN | 3.670 | 5.079 | 131 | 320 | 9.200 | 3.001 | 4.114 | 467 | 201 | 7.783 | 16983 |
| LUXEMBURG | 2.117 | 3.422 | 138 | 268 | 5.945 | 1.720 | 2.424 | 406 | 185 | 4.735 | 10680 |
| ARR. AARLEN | 862 | 1.559 | 57 | 117 | 2.595 | 641 | 988 | 187 | 90 | 1.906 | 4501 |
| ARR. BASTENAKEN | 256 | 314 | 10 | 24 | 604 | 223 | 236 | 31 | 9 | 499 | 1103 |
| ARR. MARCHE-EN-FAMENNE | 302 | 391 | 21 | 42 | 756 | 260 | 336 | 47 | 19 | 662 | 1418 |
| ARR. NEUFCHATEAU | 288 | 350 | 16 | 32 | 686 | 268 | 309 | 48 | 30 | 655 | 1341 |
| ARR. VIRTON | 409 | 808 | 34 | 53 | 1.304 | 328 | 555 | 93 | 37 | 1.013 | 2317 |
| PROV. NAMEN | 4.427 | 6.334 | 236 | 478 | 11.475 | 3.443 | 4.550 | 891 | 266 | 9.150 | 20625 |
| ARR. DINANT | 585 | 932 | 36 | 88 | 1.641 | 488 | 691 | 140 | 49 | 1.368 | 3009 |
| ARR. NAMEN | 3.445 | 4.688 | 162 | 320 | 8.615 | 2.653 | 3.375 | 614 | 167 | 6.809 | 15424 |
| ARR. PHILIPPEVILLE | 397 | 714 | 38 | 70 | 1.219 | 302 | 484 | 137 | 50 | 973 | 2192 |
| PROV. OOST-VLAANDEREN | 10.269 | 11.237 | 253 | 745 | 22.504 | 8.475 | 8.389 | 654 | 384 | 17.902 | 40406 |
| ARR. AALST | 683 | 927 | 27 | 76 | 1.713 | 541 | 641 | 61 | 33 | 1.276 | 2989 |
| ARR. DENDERMONDE | 871 | 958 | 13 | 63 | 1.905 | 736 | 758 | 47 | 32 | 1.573 | 3478 |
| ARR. EEKLO | 311 | 658 | 29 | 68 | 1.066 | 202 | 322 | 56 | 23 | 603 | 1669 |
| ARR. GENT | 5.366 | 5.505 | 96 | 363 | 11.330 | 4.403 | 4.311 | 329 | 203 | 9.246 | 20576 |
| ARR. OUDENAARDE | 583 | 622 | 14 | 47 | 1.266 | 536 | 496 | 40 | 19 | 1.091 | 2357 |
| ARR. SINT-NIKLAAS | 2.455 | 2.567 | 74 | 128 | 5.224 | 2.057 | 1.861 | 121 | 74 | 4.113 | 9337 |
| PROV. WEST-VLAANDEREN | 3.739 | 5.739 | 202 | 578 | 10.258 | 2.821 | 3.766 | 674 | 330 | 7.591 | 17849 |
| ARR. BRUGGE | 915 | 1.318 | 64 | 161 | 2.458 | 704 | 889 | 144 | 92 | 1.829 | 4287 |
| ARR. DIKSMUIDE | 59 | 94 | 1 | 6 | 160 | 52 | 60 | 7 | 3 | 122 | 282 |
| ARR. IEPER | 287 | 739 | 22 | 50 | 1.098 | 226 | 408 | 98 | 38 | 770 | 1868 |
| ARR. KORTRIJK | 1.229 | 1.757 | 53 | 133 | 3.172 | 911 | 1.150 | 197 | 84 | 2.342 | 5514 |
| ARR. OOSTENDE | 579 | 796 | 35 | 135 | 1.545 | 411 | 581 | 118 | 69 | 1.179 | 2724 |
| ARR. ROESELARE | 241 | 334 | 9 | 29 | 613 | 147 | 215 | 23 | 10 | 395 | 1008 |
| ARR. TIELT | 172 | 217 | 2 | 16 | 407 | 149 | 162 | 14 | 2 | 327 | 734 |
| ARR. VEURNE | 257 | 484 | 16 | 48 | 805 | 221 | 301 | 73 | 32 | 627 | 1432 |

| WOONPLAATS | MANNEN | | | | | VROUWEN | | | | | ALGEMEEN TO-TAAL |
|----------------------|----------|---------|------------|------------------------|---------|----------|---------|------------|------------------------|---------|------------------|
| | ONGEHUWD | GEHUWD | WEDUWSTAAT | UIT DE ECHTGE-SCHIEDEN | TOTAAL | ONGEHUWD | GEHUWD | WEDUWSTAAT | UIT DE ECHTGE-SCHIEDEN | TOTAAL | |
| HET RIJK | 220.404 | 252.060 | 6.988 | 16.161 | 495.613 | 178.747 | 206.324 | 27.828 | 12.056 | 424.955 | 920568 |
| PROV. ANTWERPEN | 27.100 | 28.044 | 733 | 1.964 | 57.841 | 20.757 | 21.306 | 1.949 | 1.091 | 45.103 | 102944 |
| ARR. ANTWERPEN | 21.145 | 20.783 | 579 | 1.480 | 43.987 | 16.145 | 15.703 | 1.452 | 833 | 34.133 | 78120 |
| AARTSELAAR | 43 | 96 | 4 | 5 | 148 | 53 | 64 | 2 | 2 | 121 | 269 |
| ANTWERPEN | 17.602 | 14.680 | 375 | 1.054 | 33.711 | 13.187 | 11.329 | 975 | 606 | 26.097 | 59808 |
| BOECHOUT | 42 | 72 | 1 | 4 | 119 | 33 | 47 | 4 | 2 | 86 | 205 |
| BOOM | 250 | 206 | 4 | 16 | 476 | 180 | 182 | 21 | 2 | 385 | 861 |
| BORSBEEK | 48 | 95 | 2 | 8 | 153 | 57 | 59 | 4 | 1 | 121 | 274 |
| BRASSCHAAT | 479 | 786 | 29 | 58 | 1.352 | 437 | 628 | 68 | 37 | 1.170 | 2522 |
| BRECHT | 121 | 232 | 8 | 24 | 385 | 89 | 131 | 11 | 6 | 237 | 622 |
| EDEGEM | 127 | 191 | 5 | 8 | 331 | 97 | 131 | 24 | 8 | 260 | 591 |
| ESSEN | 323 | 659 | 30 | 40 | 1.052 | 240 | 444 | 57 | 18 | 759 | 1811 |
| HEMIKSEM | 60 | 66 | 2 | 8 | 136 | 51 | 50 | 3 | 1 | 105 | 241 |
| HOVE | 30 | 40 | 1 | 2 | 73 | 28 | 29 | 7 | 1 | 65 | 138 |
| KALMTHOUT | 250 | 532 | 18 | 31 | 831 | 213 | 370 | 43 | 30 | 656 | 1487 |
| KAPellen | 277 | 599 | 18 | 43 | 937 | 248 | 468 | 56 | 23 | 795 | 1732 |
| KONTICH | 142 | 165 | 4 | 8 | 319 | 90 | 117 | 8 | 1 | 216 | 535 |
| LINT | 21 | 43 | - | 2 | 66 | 20 | 23 | 1 | - | 44 | 110 |
| MALLE | 49 | 84 | 5 | 13 | 151 | 41 | 66 | 5 | 3 | 115 | 266 |
| MORTSEL | 157 | 211 | 13 | 15 | 396 | 117 | 136 | 16 | 10 | 279 | 675 |
| NIEL | 58 | 58 | 3 | 1 | 120 | 39 | 38 | 5 | 3 | 85 | 205 |
| RANST | 43 | 64 | 1 | 2 | 110 | 28 | 37 | 1 | 2 | 68 | 178 |
| RUMST | 48 | 76 | - | 5 | 129 | 51 | 53 | 3 | 4 | 111 | 240 |
| SCHELLE | 35 | 44 | 1 | 1 | 81 | 24 | 27 | 1 | 2 | 54 | 135 |
| SCHILDE | 211 | 394 | 8 | 22 | 635 | 192 | 332 | 31 | 18 | 573 | 1208 |
| SCHOTEN | 256 | 451 | 14 | 33 | 754 | 210 | 332 | 41 | 20 | 603 | 1357 |
| STABROEK | 113 | 192 | 3 | 13 | 321 | 81 | 129 | 11 | 6 | 227 | 548 |
| WIJNEGEM | 25 | 61 | 2 | 4 | 92 | 32 | 38 | 10 | 2 | 82 | 174 |
| WOMMELGEM | 47 | 76 | 2 | 7 | 132 | 35 | 47 | 2 | 2 | 86 | 218 |
| WUUSTWEZEL | 102 | 248 | 12 | 26 | 388 | 81 | 145 | 18 | 14 | 258 | 646 |
| ZANDHOVEN | 26 | 57 | 2 | 5 | 90 | 28 | 40 | 2 | 2 | 72 | 162 |
| ZOERSEL | 75 | 183 | 5 | 7 | 270 | 82 | 129 | 17 | 4 | 232 | 502 |
| ZWIJNDRECHT | 85 | 122 | 7 | 15 | 229 | 81 | 82 | 5 | 3 | 171 | 400 |
| ARR. MECHELEN | 3.138 | 2.597 | 32 | 111 | 5.878 | 2.579 | 2.186 | 153 | 53 | 4.971 | 10849 |
| BERLAAR | 12 | 22 | - | 1 | 35 | 14 | 17 | 3 | - | 34 | 69 |
| BONHEIDEN | 25 | 62 | - | 4 | 91 | 32 | 49 | 6 | - | 87 | 178 |
| BORNEM | 114 | 131 | 1 | 3 | 249 | 90 | 106 | 9 | 1 | 206 | 455 |
| DUFFEL | 49 | 62 | 1 | 6 | 118 | 61 | 34 | 4 | 3 | 102 | 220 |
| HEIST-OP-DEN-BERG | 47 | 77 | 1 | 8 | 133 | 45 | 66 | 6 | 2 | 119 | 252 |
| LIER | 379 | 321 | 6 | 11 | 717 | 317 | 275 | 17 | 2 | 611 | 1328 |
| MECHELEN | 1.935 | 1.349 | 13 | 61 | 3.358 | 1.560 | 1.188 | 86 | 28 | 2.862 | 6220 |
| NIJLEN | 33 | 48 | - | 3 | 84 | 20 | 34 | 2 | 3 | 59 | 143 |
| PUTTE | 34 | 40 | - | 2 | 76 | 25 | 26 | 1 | 1 | 53 | 129 |
| PUURS | 29 | 59 | 1 | 3 | 92 | 35 | 46 | 3 | - | 84 | 176 |
| SINT-AMANDS | 71 | 66 | 1 | - | 138 | 52 | 53 | 1 | - | 106 | 244 |
| SINT-KATELIJNE-WAVER | 80 | 76 | 2 | 4 | 162 | 52 | 50 | 3 | 2 | 107 | 269 |
| WILLEBROEK | 330 | 284 | 6 | 5 | 625 | 276 | 242 | 12 | 11 | 541 | 1166 |
| ARR. TURNHOUT | 2.817 | 4.664 | 122 | 373 | 7.976 | 2.033 | 3.417 | 344 | 205 | 5.999 | 13975 |
| ARENDONK | 100 | 178 | 2 | 22 | 302 | 86 | 137 | 13 | 9 | 245 | 547 |
| BAARLE-HERTOG | 149 | 253 | 7 | 14 | 423 | 88 | 192 | 29 | 15 | 324 | 747 |
| BALEN | 42 | 93 | 2 | 7 | 144 | 47 | 85 | 5 | 4 | 141 | 285 |
| BEERSE | 68 | 135 | 4 | 9 | 216 | 67 | 93 | 11 | 6 | 177 | 393 |
| DESSEL | 39 | 64 | 2 | 6 | 111 | 25 | 36 | 2 | 1 | 64 | 175 |
| GEEL | 216 | 173 | 3 | 9 | 401 | 151 | 131 | 5 | 10 | 297 | 698 |
| GROBBENDONK | 32 | 59 | 3 | 9 | 103 | 15 | 39 | 5 | 4 | 63 | 166 |
| HERENTALS | 85 | 162 | 2 | 15 | 264 | 60 | 103 | 11 | 7 | 181 | 445 |
| HERENTHOUT | 10 | 26 | - | - | 36 | 3 | 12 | - | 1 | 16 | 52 |
| HERSELT | 15 | 29 | - | 2 | 46 | 16 | 34 | 4 | 2 | 56 | 102 |
| HOOGSTRATEN | 329 | 758 | 22 | 51 | 1.160 | 265 | 509 | 42 | 31 | 847 | 2007 |
| HULSHOUT | 13 | 18 | - | 1 | 32 | 8 | 10 | 1 | - | 19 | 51 |
| KASTERLEE | 63 | 132 | 1 | 6 | 202 | 69 | 88 | 9 | 2 | 168 | 370 |
| LAAKDAL | 37 | 52 | 2 | 6 | 97 | 32 | 30 | 3 | - | 65 | 162 |
| LILLE | 50 | 76 | 1 | 6 | 133 | 30 | 44 | 6 | 3 | 83 | 216 |
| MEERHOUT | 20 | 22 | - | 5 | 47 | 11 | 25 | 2 | - | 38 | 85 |

| WOONPLAATS | MANNEN | | | | | VROUWEN | | | | | ALGEMEEN TO-TAAL |
|------------------------|---------------|---------------|--------------|-------------------------|----------------|---------------|---------------|--------------|-------------------------|----------------|------------------|
| | ONGE-HUWD | GEHUWD | WEDUW-STAAT | UIT DE ECHT GE-SCHIEDEN | TOTAAL | ONGE-HUWD | GEHUWD | WEDUW-STAAT | UIT DE ECHT GE-SCHIEDEN | TOTAAL | |
| MERKSPLAS | 50 | 91 | 3 | 9 | 153 | 25 | 57 | 5 | 1 | 88 | 241 |
| MOL | 350 | 388 | 7 | 27 | 772 | 240 | 308 | 32 | 20 | 600 | 1372 |
| OLEN | 22 | 42 | - | 1 | 65 | 28 | 25 | - | 3 | 56 | 121 |
| OUD-TURNHOUT | 134 | 286 | 6 | 16 | 442 | 119 | 250 | 20 | 11 | 400 | 842 |
| RAVELS | 313 | 666 | 25 | 56 | 1.060 | 208 | 525 | 62 | 24 | 819 | 1879 |
| RETIE | 48 | 83 | 3 | 4 | 138 | 36 | 66 | 5 | 2 | 109 | 247 |
| RIJKEVORSEL | 40 | 85 | - | 8 | 133 | 23 | 56 | 3 | 1 | 83 | 216 |
| TURNHOUT | 477 | 598 | 22 | 66 | 1.163 | 303 | 423 | 60 | 38 | 824 | 1987 |
| VORSELAAR | 7 | 22 | 1 | 3 | 33 | 9 | 12 | 1 | 1 | 23 | 56 |
| VOSELAAR | 48 | 106 | 2 | 10 | 166 | 34 | 76 | 3 | 2 | 115 | 281 |
| WESTERLO | 60 | 67 | 2 | 5 | 134 | 35 | 51 | 5 | 7 | 98 | 232 |
| BRABANT | 96.148 | 86.862 | 1.685 | 5.114 | 189.809 | 83.737 | 76.438 | 7.120 | 5.356 | 172.651 | 362460 |
| ARR. BRUSSEL-HOOFDSTAD | 76.343 | 64.800 | 1.233 | 3.963 | 146.339 | 66.519 | 58.262 | 5.723 | 4.402 | 134.906 | 281245 |
| ANDERLECHT | 6.094 | 5.833 | 135 | 289 | 12.351 | 4.735 | 5.201 | 458 | 306 | 10.700 | 23051 |
| OUDEGEM | 1.206 | 1.040 | 24 | 58 | 2.328 | 1.155 | 882 | 81 | 69 | 2.187 | 4515 |
| SINT-AGATHA-BERCHEM | 523 | 591 | 5 | 47 | 1.166 | 475 | 521 | 62 | 44 | 1.102 | 2268 |
| BRUSSEL | 13.915 | 10.970 | 217 | 792 | 25.894 | 11.557 | 9.662 | 899 | 775 | 22.893 | 48787 |
| ETTERBEEK | 2.883 | 2.285 | 44 | 170 | 5.382 | 2.916 | 2.093 | 229 | 221 | 5.459 | 10841 |
| EVERE | 1.124 | 1.096 | 14 | 61 | 2.295 | 1.096 | 949 | 102 | 75 | 2.222 | 4517 |
| VORST | 3.505 | 3.425 | 66 | 162 | 7.158 | 2.988 | 3.171 | 326 | 225 | 6.710 | 13868 |
| GANSHOREN | 511 | 531 | 33 | 61 | 1.136 | 435 | 441 | 93 | 77 | 1.046 | 2182 |
| ELSENE | 7.835 | 5.227 | 106 | 470 | 13.638 | 6.434 | 4.334 | 558 | 444 | 11.770 | 25408 |
| JETTE | 1.470 | 1.379 | 37 | 108 | 2.994 | 1.247 | 1.165 | 142 | 124 | 2.678 | 5672 |
| KOEKELBERG | 1.229 | 1.074 | 22 | 46 | 2.371 | 1.011 | 969 | 96 | 64 | 2.140 | 4511 |
| SINT-JANS-MOLENBEEK | 7.514 | 5.979 | 82 | 316 | 13.891 | 6.142 | 5.507 | 427 | 298 | 12.374 | 26265 |
| SINT-GILLIS | 5.618 | 4.745 | 89 | 282 | 10.734 | 4.565 | 4.300 | 473 | 317 | 9.655 | 20389 |
| SINT-JOOST-TEN-NODE | 3.529 | 2.788 | 25 | 159 | 6.501 | 3.066 | 2.614 | 223 | 142 | 6.045 | 12546 |
| SCHAARBEEK | 10.572 | 8.853 | 172 | 417 | 20.014 | 9.348 | 8.195 | 734 | 469 | 18.746 | 38760 |
| UKKEL | 3.682 | 3.899 | 72 | 230 | 7.883 | 3.645 | 3.598 | 416 | 330 | 7.989 | 15872 |
| WATERMAAL-BOSVOORDE | 770 | 747 | 12 | 43 | 1.572 | 766 | 634 | 71 | 51 | 1.522 | 3094 |
| SINT-LAMBRECHTS-WOLUWE | 2.433 | 2.202 | 37 | 152 | 4.824 | 2.856 | 2.041 | 180 | 214 | 5.291 | 10115 |
| SINT-PIETERS-WOLUWE | 1.930 | 2.136 | 41 | 100 | 4.207 | 2.082 | 1.985 | 153 | 157 | 4.377 | 8584 |
| ARR. HALLE-VILVOORDE | 7.893 | 9.459 | 185 | 482 | 18.019 | 7.327 | 7.949 | 558 | 430 | 16.264 | 34283 |
| AFFLIGEM | 37 | 37 | - | 2 | 76 | 29 | 22 | 1 | 3 | 55 | 131 |
| ASSE | 188 | 290 | 5 | 19 | 502 | 181 | 208 | 23 | 17 | 429 | 931 |
| BEERSEL | 275 | 324 | 7 | 17 | 623 | 250 | 256 | 26 | 5 | 537 | 1160 |
| BEVER | 5 | 9 | - | - | 14 | 6 | 7 | - | 3 | 16 | 30 |
| DILBEEK | 275 | 409 | 11 | 23 | 718 | 218 | 274 | 32 | 30 | 554 | 1272 |
| DROGENBOS | 100 | 115 | 3 | 9 | 227 | 93 | 98 | 14 | 6 | 211 | 438 |
| GALMAARDEN | 19 | 26 | 1 | 1 | 47 | 16 | 21 | 1 | 1 | 39 | 86 |
| GOOIK | 14 | 17 | - | 3 | 34 | 10 | 6 | 3 | - | 19 | 53 |
| GRIMBERGEN | 336 | 450 | 14 | 44 | 844 | 267 | 348 | 41 | 29 | 685 | 1529 |
| HALLE | 290 | 316 | 9 | 22 | 637 | 248 | 252 | 26 | 14 | 540 | 1177 |
| HERNE | 20 | 30 | - | 3 | 53 | 9 | 16 | 1 | 2 | 28 | 81 |
| HOEILAART | 303 | 348 | 1 | 20 | 672 | 273 | 309 | 17 | 18 | 617 | 1289 |
| KAMPENHOUT | 36 | 69 | 1 | 4 | 110 | 52 | 59 | 2 | 8 | 121 | 231 |
| KAPELLE-OP-DEN-BOS | 20 | 33 | 1 | - | 54 | 12 | 19 | 3 | 1 | 35 | 89 |
| KRAAINEM | 619 | 667 | 10 | 21 | 1.317 | 618 | 626 | 28 | 33 | 1.305 | 2622 |
| LENNIK | 20 | 32 | - | 2 | 54 | 19 | 21 | 1 | 1 | 42 | 96 |
| LIEDEKERKE | 21 | 31 | 2 | 1 | 55 | 15 | 22 | - | 1 | 38 | 93 |
| LINKEBEEK | 73 | 101 | 3 | 6 | 183 | 91 | 78 | 5 | 5 | 179 | 362 |
| LONDERZEEL | 51 | 63 | - | 5 | 119 | 51 | 36 | 3 | 1 | 91 | 210 |
| MACHELEN | 175 | 211 | 4 | 14 | 404 | 133 | 169 | 17 | 7 | 326 | 730 |
| MEISE | 102 | 176 | 8 | 8 | 294 | 119 | 116 | 8 | 8 | 251 | 545 |
| MERCHTEM | 28 | 46 | 1 | 1 | 76 | 32 | 37 | 2 | - | 71 | 147 |
| OPWIJK | 24 | 28 | 2 | 1 | 55 | 11 | 18 | - | 1 | 30 | 85 |
| OVERIJSE | 1.140 | 1.248 | 11 | 34 | 2.433 | 1.085 | 1.128 | 39 | 36 | 2.288 | 4721 |
| PEPINGEN | 10 | 8 | - | 2 | 20 | 6 | 7 | - | 2 | 15 | 35 |
| ROOSDAAL | 12 | 29 | 1 | 2 | 44 | 21 | 15 | - | 1 | 37 | 81 |
| SINT-GENESIUS-RODE | 733 | 727 | 9 | 33 | 1.502 | 713 | 668 | 25 | 33 | 1.439 | 2941 |
| SINT-PIETERS-LEEUEW | 388 | 565 | 14 | 32 | 999 | 318 | 416 | 39 | 11 | 784 | 1783 |
| STEENOKKERZEEL | 54 | 87 | - | 7 | 148 | 65 | 71 | 7 | 1 | 144 | 292 |
| TERNAT | 25 | 44 | 2 | 4 | 75 | 20 | 26 | 5 | 4 | 55 | 130 |
| VILVOORDE | 929 | 1.157 | 36 | 43 | 2.165 | 773 | 1.003 | 88 | 38 | 1.902 | 4067 |

| WOONPLAATS | MANNEN | | | | | VROUWEN | | | | | ALGE- MEEN TO- TAAL |
|--------------------------|---------------|--------|-----------------|-----------------------------------|--------|---------------|--------|-----------------|-----------------------------------|--------|------------------------------|
| | ONGE- HUWD | GEHUWD | WEDUW- STAAT | UIT DE ECHT GE- SCHEIDEN | TOTAAL | ONGE- HUWD | GEHUWD | WEDUW- STAAT | UIT DE ECHT GE- SCHEIDEN | TOTAAL | |
| WEMMEL | 149 | 263 | 6 | 20 | 438 | 151 | 189 | 23 | 15 | 378 | 816 |
| WEZEMBEEK-OPPEM | 529 | 562 | 8 | 22 | 1.121 | 560 | 529 | 28 | 25 | 1.142 | 2263 |
| ZAVENTEM | 823 | 801 | 11 | 48 | 1.683 | 791 | 785 | 45 | 65 | 1.686 | 3369 |
| ZEMST | 70 | 140 | 4 | 9 | 223 | 71 | 94 | 5 | 5 | 175 | 398 |
| ARR. LEUVEN | 4.873 | 4.297 | 75 | 249 | 9.494 | 3.763 | 3.540 | 191 | 183 | 7.677 | 17171 |
| AARSCHOT | 71 | 89 | 4 | 6 | 170 | 50 | 67 | 6 | 5 | 128 | 298 |
| BEGIJNENDIJK | 11 | 22 | - | 1 | 34 | 3 | 15 | - | 1 | 19 | 53 |
| BEKKEVOORT | 8 | 10 | - | 1 | 19 | 13 | 10 | - | - | 23 | 42 |
| BERTEM | 103 | 134 | - | 4 | 241 | 111 | 131 | 2 | 4 | 248 | 489 |
| BIERBEEK | 18 | 30 | 2 | - | 50 | 11 | 16 | 3 | 1 | 31 | 81 |
| BOORTMEERBEEK | 58 | 72 | 3 | 6 | 139 | 45 | 55 | 4 | 1 | 105 | 244 |
| BOUTERSEM | 15 | 21 | - | 3 | 39 | 16 | 13 | 1 | 3 | 33 | 72 |
| DIEST | 319 | 233 | 2 | 10 | 564 | 214 | 212 | 7 | 8 | 441 | 1005 |
| GEETBETS | 15 | 8 | - | - | 23 | 4 | 7 | 1 | 1 | 13 | 36 |
| GLABBEEK | 1 | 6 | - | 1 | 8 | - | 2 | 1 | - | 3 | 11 |
| HAACHT | 34 | 55 | 4 | 3 | 96 | 25 | 33 | 1 | 4 | 63 | 159 |
| HERENT | 82 | 94 | 1 | 7 | 184 | 58 | 66 | 2 | 8 | 134 | 318 |
| HOEGAARDEN | 14 | 25 | - | 2 | 41 | 16 | 13 | 1 | - | 30 | 71 |
| HOLSBEEK | 20 | 25 | - | 1 | 46 | 18 | 15 | - | 1 | 34 | 80 |
| HULDENBERG | 91 | 124 | 3 | 11 | 229 | 97 | 108 | 3 | 7 | 215 | 444 |
| KEERBERGEN | 180 | 198 | 1 | 12 | 391 | 135 | 168 | 12 | 8 | 323 | 714 |
| KORTENAKEN | 8 | 7 | - | - | 15 | 3 | 8 | 2 | - | 13 | 28 |
| KORTENBERG | 252 | 255 | 4 | 14 | 525 | 207 | 249 | 10 | 15 | 481 | 1006 |
| LANDEN | 23 | 45 | 1 | 4 | 73 | 22 | 24 | 1 | 3 | 50 | 123 |
| LEUVEN | 2.078 | 1.257 | 26 | 81 | 3.442 | 1.415 | 930 | 53 | 49 | 2.447 | 5889 |
| LINTER | 4 | 13 | - | 2 | 19 | 5 | 9 | - | 1 | 15 | 34 |
| LUBBEEK | 26 | 43 | 3 | 2 | 74 | 24 | 31 | 1 | 1 | 57 | 131 |
| OD-HEVERLEE | 65 | 73 | 1 | 10 | 149 | 44 | 55 | 4 | 1 | 104 | 253 |
| ROTSelaar | 40 | 55 | 2 | 6 | 103 | 38 | 43 | 2 | 1 | 84 | 187 |
| SCHERPENHEUVEL-ZICHEM | 38 | 56 | 4 | 3 | 101 | 21 | 37 | 4 | 2 | 64 | 165 |
| TERVUREN | 1.068 | 1.075 | 11 | 41 | 2.195 | 1.013 | 1.029 | 45 | 47 | 2.134 | 4329 |
| TIELT-WINGE | 24 | 28 | - | 1 | 53 | 13 | 17 | 1 | 1 | 32 | 85 |
| TIENEN | 120 | 135 | 3 | 13 | 271 | 97 | 96 | 14 | 6 | 213 | 484 |
| TREMELO | 73 | 97 | - | 3 | 173 | 42 | 74 | 6 | 3 | 125 | 298 |
| ZOUTLEEuw | 14 | 12 | - | 1 | 27 | 3 | 7 | 4 | 1 | 15 | 42 |
| ARR. NIJVEL | 7.039 | 8.306 | 192 | 420 | 15.957 | 6.128 | 6.687 | 648 | 341 | 13.804 | 29761 |
| BEVEKOM | 39 | 62 | 2 | 6 | 109 | 46 | 44 | 8 | 1 | 99 | 208 |
| EIGENBRAKEL | 423 | 685 | 17 | 30 | 1.155 | 445 | 549 | 41 | 34 | 1.069 | 2224 |
| KASTEELBRAKEL | 88 | 163 | 5 | 14 | 270 | 62 | 107 | 24 | 13 | 206 | 476 |
| CHASTRE | 145 | 86 | 2 | 6 | 239 | 120 | 62 | 3 | 3 | 188 | 427 |
| CHAUMONT-GISTOUX | 103 | 134 | 6 | 16 | 259 | 105 | 117 | 13 | 9 | 244 | 503 |
| COURT-SAINT-ETIENNE | 142 | 191 | 9 | 11 | 353 | 131 | 139 | 13 | 6 | 289 | 642 |
| GENEPIEN | 159 | 254 | 6 | 22 | 441 | 152 | 202 | 23 | 12 | 389 | 830 |
| GRAVEN | 136 | 179 | 5 | 8 | 328 | 118 | 153 | 22 | 10 | 303 | 631 |
| HELECINE | 12 | 17 | 1 | - | 30 | 10 | 9 | 1 | 1 | 21 | 51 |
| INCOURT | 31 | 33 | 1 | 2 | 67 | 30 | 24 | 3 | 3 | 60 | 127 |
| ITTER | 37 | 96 | 5 | 8 | 146 | 41 | 56 | 7 | 6 | 110 | 256 |
| GELDENAKEN | 70 | 94 | - | 16 | 180 | 83 | 76 | 11 | 3 | 173 | 353 |
| TERHULPEN | 221 | 209 | 6 | 10 | 446 | 223 | 180 | 10 | 10 | 423 | 869 |
| LASNE | 372 | 510 | 6 | 13 | 901 | 378 | 460 | 20 | 22 | 880 | 1781 |
| MONT-SAINT-GUIBERT | 49 | 60 | 2 | 4 | 115 | 40 | 40 | 5 | 3 | 88 | 203 |
| NIJVEL | 376 | 436 | 15 | 33 | 860 | 297 | 323 | 49 | 23 | 692 | 1552 |
| ORP-JAUCHE | 27 | 53 | 3 | 6 | 89 | 23 | 27 | 5 | 1 | 56 | 145 |
| OTTIGNIES-LOUVAIN-LA-NVE | 1.197 | 880 | 5 | 24 | 2.106 | 914 | 697 | 41 | 24 | 1.676 | 3782 |
| PERWIJS | 20 | 46 | 1 | 3 | 70 | 24 | 28 | 1 | 1 | 54 | 124 |
| RAMILLIES | 21 | 34 | 2 | 5 | 62 | 16 | 22 | 2 | 2 | 42 | 104 |
| REBECQ | 147 | 323 | 16 | 18 | 504 | 130 | 228 | 50 | 6 | 414 | 918 |
| RIXENSART | 420 | 490 | 10 | 29 | 949 | 357 | 418 | 43 | 33 | 851 | 1800 |
| TUBEKE | 893 | 1.141 | 34 | 43 | 2.111 | 638 | 930 | 111 | 24 | 1.703 | 3814 |
| VILLERS-LA-VILLE | 74 | 105 | 4 | 10 | 193 | 74 | 74 | 11 | 4 | 163 | 356 |
| WALHAIN | 26 | 39 | - | - | 65 | 26 | 21 | 4 | 3 | 54 | 119 |
| WATERLOO | 1.255 | 1.353 | 17 | 42 | 2.667 | 1.213 | 1.194 | 84 | 54 | 2.545 | 5212 |
| WAVER | 556 | 633 | 12 | 41 | 1.242 | 432 | 507 | 43 | 30 | 1.012 | 2254 |

| WOONPLAATS | MANNEN | | | | | VROUWEN | | | | | ALGE- MEEN TO- TAAL |
|-------------------------|---------------|---------------|-----------------|-----------------------------------|---------------|---------------|---------------|-----------------|-----------------------------------|---------------|------------------------------|
| | ONGE- HUWD | GEHUWD | WEDUW- STAAT | UIT DE ECHT GE- SCHEIDEN | TOTAAL | ONGE- HUWD | GEHUWD | WEDUW- STAAT | UIT DE ECHT GE- SCHEIDEN | TOTAAL | |
| HENEGOUWEN | 33.722 | 52.167 | 1.856 | 3.343 | 91.088 | 25.931 | 42.734 | 8.667 | 2.140 | 79.472 | 170560 |
| ARR. AAT | 817 | 1.182 | 53 | 103 | 2.155 | 573 | 869 | 178 | 60 | 1.680 | 3835 |
| AAT | 128 | 174 | 9 | 28 | 339 | 67 | 128 | 31 | 10 | 236 | 575 |
| BELOEIL | 189 | 219 | 8 | 19 | 435 | 77 | 122 | 20 | 14 | 233 | 668 |
| BERNISSART | 383 | 572 | 26 | 36 | 1.017 | 298 | 440 | 97 | 19 | 854 | 1871 |
| BRUGELLETTE | 17 | 33 | 2 | 1 | 53 | 42 | 36 | 4 | 2 | 84 | 137 |
| CHIEVRES | 35 | 49 | 1 | 3 | 88 | 31 | 46 | 7 | 3 | 87 | 175 |
| ELZELE | 26 | 35 | 2 | 4 | 67 | 18 | 26 | 5 | 1 | 50 | 117 |
| VLOESBERG | 10 | 17 | 1 | 3 | 31 | 6 | 11 | 2 | 3 | 22 | 53 |
| FRASNES-LEZ-ANVAING | 29 | 83 | 4 | 9 | 125 | 34 | 60 | 12 | 8 | 114 | 239 |
| ARR. CHARLEROI | 14.352 | 22.464 | 751 | 1.348 | 38.915 | 10.533 | 17.632 | 3.597 | 671 | 32.433 | 71348 |
| AISEAU-PRESLES | 499 | 821 | 26 | 38 | 1.384 | 378 | 645 | 127 | 16 | 1.166 | 2550 |
| CHAPELLE-LEZ-HERLAIMONT | 558 | 1.184 | 37 | 48 | 1.827 | 414 | 986 | 194 | 31 | 1.625 | 3452 |
| CHARLEROI | 7.504 | 10.955 | 387 | 769 | 19.615 | 5.595 | 8.601 | 1.779 | 355 | 16.330 | 35945 |
| CHATELET | 1.432 | 2.375 | 82 | 112 | 4.001 | 972 | 1.839 | 455 | 63 | 3.329 | 7330 |
| COURCELLES | 782 | 1.508 | 51 | 76 | 2.417 | 533 | 1.136 | 231 | 34 | 1.934 | 4351 |
| FARCIENNES | 808 | 981 | 22 | 38 | 1.849 | 648 | 825 | 124 | 24 | 1.621 | 3470 |
| FLEURUS | 737 | 1.182 | 36 | 68 | 2.023 | 530 | 965 | 180 | 32 | 1.707 | 3730 |
| FONTAINE-L'EVEQUE | 657 | 1.166 | 43 | 57 | 1.923 | 479 | 907 | 225 | 31 | 1.642 | 3565 |
| GERPINNES | 111 | 263 | 14 | 19 | 407 | 58 | 132 | 37 | 8 | 235 | 642 |
| LES BONS VILLERS | 96 | 134 | 2 | 10 | 242 | 75 | 98 | 18 | 5 | 196 | 438 |
| MANAGE | 716 | 1.179 | 29 | 63 | 1.987 | 521 | 977 | 136 | 42 | 1.676 | 3663 |
| MONTIGNIES-LE-TILLEUL | 105 | 235 | 12 | 16 | 368 | 60 | 168 | 48 | 11 | 287 | 655 |
| PONT-A-CELLES | 97 | 232 | 7 | 19 | 355 | 77 | 156 | 24 | 8 | 265 | 620 |
| SENEFFE | 250 | 249 | 3 | 15 | 517 | 193 | 197 | 19 | 11 | 420 | 937 |
| ARR. BERGEN | 7.872 | 10.384 | 388 | 643 | 19.287 | 6.266 | 9.633 | 1.723 | 500 | 18.122 | 37409 |
| BOUSSU | 583 | 1.097 | 42 | 62 | 1.784 | 489 | 917 | 219 | 51 | 1.676 | 3460 |
| COLFONTAINE | 636 | 1.088 | 27 | 60 | 1.811 | 504 | 887 | 204 | 49 | 1.644 | 3455 |
| DOUR | 273 | 481 | 25 | 25 | 804 | 200 | 366 | 91 | 21 | 678 | 1482 |
| FRAMERIES | 441 | 850 | 29 | 50 | 1.370 | 332 | 675 | 133 | 32 | 1.172 | 2542 |
| HENSIES | 261 | 376 | 10 | 10 | 657 | 183 | 332 | 67 | 6 | 588 | 1245 |
| HONNELLES | 41 | 89 | 7 | 10 | 147 | 31 | 87 | 24 | 7 | 149 | 296 |
| JURBEKE | 217 | 149 | 4 | 12 | 382 | 217 | 311 | 11 | 4 | 543 | 925 |
| LENS | 37 | 42 | - | 1 | 80 | 40 | 67 | 3 | 2 | 112 | 192 |
| BERGEN | 3.918 | 3.550 | 127 | 243 | 7.838 | 3.107 | 3.794 | 516 | 219 | 7.636 | 15474 |
| QUAREGNON | 814 | 1.323 | 48 | 75 | 2.260 | 615 | 1.130 | 188 | 39 | 1.972 | 4232 |
| QUEVY | 30 | 129 | 3 | 18 | 180 | 39 | 87 | 20 | 7 | 153 | 333 |
| QUIEVRAIN | 203 | 367 | 19 | 17 | 606 | 171 | 307 | 67 | 24 | 569 | 1175 |
| SAINT-GHISLAIN | 418 | 843 | 47 | 60 | 1.368 | 338 | 673 | 180 | 39 | 1.230 | 2598 |
| ARR. MOESKROEN | 1.766 | 3.026 | 121 | 274 | 5.187 | 1.562 | 2.440 | 664 | 281 | 4.947 | 10134 |
| KOMEN-WAASTEN | 528 | 952 | 40 | 77 | 1.597 | 405 | 798 | 189 | 81 | 1.473 | 3070 |
| MOESKROEN | 1.238 | 2.074 | 81 | 197 | 3.590 | 1.157 | 1.642 | 475 | 200 | 3.474 | 7064 |
| ARR. ZINNIK | 4.665 | 7.503 | 229 | 370 | 12.767 | 3.526 | 6.334 | 1.017 | 220 | 11.097 | 23864 |
| 'S GRAVENBRAKEL | 259 | 385 | 8 | 29 | 681 | 208 | 306 | 37 | 13 | 564 | 1245 |
| ECAUSSINNES | 66 | 123 | 3 | 11 | 203 | 58 | 86 | 9 | 5 | 158 | 361 |
| EDINGEN | 88 | 128 | 4 | 6 | 226 | 63 | 94 | 13 | 3 | 173 | 399 |
| LA LOUVIERE | 3.422 | 5.977 | 183 | 259 | 9.841 | 2.520 | 5.043 | 847 | 157 | 8.567 | 18408 |
| LE ROEULX | 108 | 210 | 7 | 12 | 337 | 92 | 164 | 37 | 4 | 297 | 634 |
| LESSEN | 113 | 167 | 8 | 25 | 313 | 88 | 107 | 35 | 9 | 239 | 552 |
| OPZULLIK | 40 | 72 | 3 | 5 | 120 | 39 | 49 | 4 | 5 | 97 | 217 |
| ZINNIK | 569 | 441 | 13 | 23 | 1.046 | 458 | 485 | 35 | 24 | 1.002 | 2048 |
| ARR. THUIN | 2.312 | 4.812 | 191 | 300 | 7.615 | 1.705 | 3.695 | 937 | 159 | 6.496 | 14111 |
| ANDERLUES | 288 | 559 | 18 | 35 | 900 | 191 | 410 | 101 | 14 | 716 | 1616 |
| BEAUMONT | 38 | 55 | 3 | 5 | 101 | 32 | 38 | 8 | 3 | 81 | 182 |
| BINCHE | 772 | 1.710 | 62 | 91 | 2.635 | 545 | 1.304 | 344 | 36 | 2.229 | 4864 |
| CHIMAY | 55 | 110 | 8 | 13 | 186 | 70 | 84 | 27 | 16 | 197 | 383 |
| ERQUELINNES | 142 | 292 | 29 | 30 | 493 | 120 | 265 | 80 | 23 | 488 | 981 |
| ESTINNES | 75 | 119 | 6 | 14 | 214 | 48 | 83 | 24 | 6 | 161 | 375 |
| FROIDCHAPELLE | 17 | 17 | 2 | 8 | 44 | 7 | 12 | 6 | 3 | 28 | 72 |
| HAM-SUR-HEURE-NALINNES | 49 | 172 | 7 | 9 | 237 | 45 | 89 | 33 | 8 | 175 | 412 |
| LOBBES | 32 | 68 | 1 | 4 | 105 | 18 | 44 | 8 | 2 | 72 | 177 |
| MERBES-LE-CHATEAU | 31 | 81 | 6 | 4 | 122 | 19 | 53 | 9 | 1 | 82 | 204 |

| N.I.S. BEVOLKING OP 1-1-1894 | TABEL 00.03 B | | | | | BLZ. 5.- | | | | | ALLE ADMINISTRATIEVE EENHEDEN |
|---|--|--------|------------|------------------------|--------|----------|--------|------------|------------------------|--------|-------------------------------|
| | VREEMDELINGEN NAAR BURGERLIJKE STAAT EN GESLACHT | | | | | | | | | | |
| INB - GEHUWD, OMVAT EVENEENS WETTELIJK GESCHIEDEN VAN TAFEL EN BEDJ | | | | | | | | | | | |
| WOONPLAATS | MANNEN | | | | | VROUWEN | | | | | ALGEMEEN TO-TAAL |
| | ONGEHUWD | GEHUWD | WEDUWSTAAT | UIT DE ECHTGE-SCHIEDEN | TOTAAL | ONGEHUWD | GEHUWD | WEDUWSTAAT | UIT DE ECHTGE-SCHIEDEN | TOTAAL | |
| MOMIGNIES | 32 | 130 | 7 | 14 | 183 | 49 | 103 | 35 | 8 | 195 | 378 |
| MORLANWELZ | 685 | 1.243 | 31 | 56 | 2.015 | 496 | 1.037 | 228 | 24 | 1.785 | 3800 |
| SIVRY-RANCE | 27 | 70 | 3 | 8 | 108 | 15 | 34 | 9 | 4 | 62 | 170 |
| THUIN | 69 | 186 | 8 | 9 | 272 | 50 | 139 | 25 | 11 | 225 | 497 |
| ARR. DOORNIK | 1.938 | 2.796 | 123 | 305 | 5.162 | 1.766 | 2.131 | 551 | 249 | 4.697 | 9859 |
| ANTOING | 48 | 103 | 4 | 14 | 169 | 62 | 67 | 25 | 13 | 167 | 336 |
| BRUNEHOUT | 107 | 200 | 6 | 15 | 328 | 104 | 169 | 43 | 14 | 330 | 658 |
| CELLES | 37 | 56 | 6 | 2 | 101 | 45 | 35 | 24 | 2 | 106 | 207 |
| ESTAIMPUIS | 294 | 522 | 21 | 46 | 883 | 274 | 443 | 103 | 44 | 864 | 1747 |
| LEUZE-EN-HAINAUT | 102 | 112 | 4 | 13 | 231 | 69 | 73 | 20 | 8 | 170 | 401 |
| MONT-DE-L'ENCLUS | 22 | 32 | 3 | 4 | 61 | 12 | 20 | 5 | 1 | 38 | 99 |
| PECO | 36 | 74 | 2 | 5 | 117 | 39 | 62 | 11 | 4 | 116 | 233 |
| PERUWELZ | 457 | 546 | 22 | 48 | 1.073 | 358 | 394 | 97 | 54 | 903 | 1976 |
| RUMES | 32 | 96 | 1 | 4 | 133 | 35 | 72 | 16 | 3 | 126 | 259 |
| DOORNIK | 803 | 1.055 | 54 | 154 | 2.066 | 768 | 796 | 207 | 106 | 1.877 | 3943 |
| PROV. LUIK | 27.976 | 37.644 | 1.339 | 2.655 | 69.614 | 20.115 | 29.561 | 5.596 | 1.674 | 56.946 | 126560 |
| ARR. HOEI | 891 | 1.533 | 73 | 136 | 2.633 | 653 | 983 | 189 | 61 | 1.886 | 4519 |
| AMAY | 94 | 241 | 15 | 23 | 373 | 84 | 159 | 30 | 9 | 282 | 655 |
| ANTHISNES | 17 | 48 | 1 | 4 | 70 | 13 | 32 | 7 | 4 | 56 | 126 |
| BURDINNE | 11 | 27 | - | 2 | 40 | 5 | 14 | 4 | 2 | 25 | 65 |
| CLAVIER | 23 | 46 | 6 | 5 | 80 | 21 | 28 | 2 | 1 | 52 | 132 |
| ENGIS | 101 | 188 | 8 | 17 | 314 | 69 | 138 | 42 | 7 | 256 | 570 |
| FERRIERES | 16 | 25 | 1 | 2 | 44 | 9 | 22 | 2 | 1 | 34 | 78 |
| HAMOIR | 13 | 27 | 2 | - | 42 | 13 | 19 | 4 | 1 | 37 | 79 |
| HERON | 19 | 27 | - | 2 | 48 | 23 | 18 | 3 | - | 44 | 92 |
| HOEI | 338 | 347 | 19 | 39 | 743 | 243 | 231 | 34 | 15 | 523 | 1266 |
| MARCHIN | 74 | 110 | 4 | 8 | 196 | 44 | 73 | 11 | 6 | 134 | 330 |
| MODAVE | 23 | 70 | 5 | 3 | 101 | 18 | 39 | 8 | 3 | 68 | 169 |
| NANDRIN | 16 | 67 | 1 | 8 | 92 | 11 | 30 | 5 | 2 | 48 | 140 |
| OUFFET | 7 | 29 | 1 | 2 | 39 | 9 | 12 | 8 | 3 | 32 | 71 |
| TINLOT | 9 | 15 | - | 1 | 25 | 5 | 11 | 5 | - | 21 | 46 |
| VERLAINE | 14 | 42 | - | 4 | 60 | 11 | 19 | 3 | - | 33 | 93 |
| VILLERS-LE-BOUILLET | 32 | 58 | 3 | 5 | 98 | 18 | 30 | 2 | 4 | 54 | 152 |
| WANZE | 84 | 166 | 7 | 11 | 268 | 57 | 108 | 19 | 3 | 187 | 455 |
| ARR. LUIK | 20.881 | 28.378 | 1.016 | 1.921 | 52.196 | 14.717 | 22.573 | 4.678 | 1.127 | 43.095 | 95291 |
| ANS | 737 | 1.294 | 43 | 60 | 2.134 | 551 | 1.061 | 207 | 36 | 1.855 | 3989 |
| AWANS | 55 | 181 | 5 | 7 | 248 | 47 | 103 | 18 | 6 | 174 | 422 |
| AYWAILLE | 44 | 79 | 5 | 14 | 142 | 31 | 44 | 5 | 5 | 85 | 227 |
| BITSINGEN | 71 | 151 | 7 | 9 | 238 | 67 | 106 | 13 | 9 | 195 | 433 |
| BEYNE-HEUSAY | 312 | 547 | 26 | 28 | 913 | 211 | 422 | 109 | 12 | 754 | 1667 |
| BLEGNY | 143 | 270 | 7 | 11 | 431 | 91 | 164 | 33 | 5 | 293 | 724 |
| CHAUDFONTAINE | 164 | 332 | 10 | 31 | 537 | 129 | 236 | 62 | 18 | 445 | 982 |
| COMBLAIN-AU-PONT | 68 | 101 | 5 | 4 | 178 | 43 | 68 | 19 | 5 | 135 | 313 |
| DALHEM | 37 | 99 | 6 | 5 | 147 | 27 | 57 | 8 | 2 | 94 | 241 |
| ESNEUX | 88 | 152 | 11 | 15 | 266 | 69 | 90 | 27 | 12 | 198 | 464 |
| FLEMALLE | 435 | 1.093 | 57 | 85 | 1.670 | 295 | 770 | 250 | 47 | 1.362 | 3032 |
| FLERON | 400 | 749 | 31 | 34 | 1.214 | 309 | 584 | 164 | 29 | 1.086 | 2300 |
| GRACE-HOLLOGNE | 816 | 1.630 | 42 | 77 | 2.565 | 667 | 1.328 | 237 | 42 | 2.274 | 4839 |
| HERSTAL | 1.525 | 2.634 | 95 | 148 | 4.402 | 1.169 | 2.262 | 397 | 106 | 3.934 | 8336 |
| JUPRELLE | 101 | 172 | 6 | 10 | 289 | 73 | 114 | 11 | 3 | 201 | 490 |
| LUIK | 10.663 | 10.074 | 329 | 868 | 21.934 | 7.300 | 8.188 | 1.476 | 492 | 17.456 | 39390 |
| NEUPRE | 74 | 174 | 5 | 19 | 272 | 46 | 106 | 15 | 3 | 170 | 442 |
| OUPEYE | 360 | 714 | 27 | 49 | 1.150 | 217 | 487 | 115 | 33 | 852 | 2002 |
| SAINT-NICOLAS | 1.439 | 2.494 | 80 | 91 | 4.104 | 1.104 | 2.191 | 422 | 59 | 3.776 | 7880 |
| SERAING | 2.339 | 3.886 | 170 | 262 | 6.657 | 1.482 | 3.009 | 841 | 139 | 5.471 | 12128 |
| SOUMAGNE | 200 | 438 | 10 | 25 | 673 | 141 | 290 | 86 | 15 | 532 | 1205 |
| SPRIMONT | 86 | 174 | 4 | 19 | 283 | 89 | 111 | 16 | 8 | 224 | 507 |
| TROOZ | 117 | 255 | 14 | 11 | 397 | 63 | 184 | 61 | 7 | 315 | 712 |
| WEZET | 607 | 685 | 21 | 39 | 1.352 | 496 | 598 | 86 | 34 | 1.214 | 2566 |
| ARR. VERVIERS | 5.926 | 7.126 | 226 | 551 | 13.829 | 4.551 | 5.578 | 651 | 460 | 11.240 | 25069 |
| AMEL | 24 | 31 | 1 | 6 | 62 | 18 | 21 | 5 | 1 | 45 | 107 |
| AUBEL | 21 | 38 | 3 | 2 | 64 | 14 | 18 | 5 | 3 | 40 | 104 |
| BAELEN | 55 | 80 | 5 | 10 | 150 | 42 | 64 | 6 | 3 | 115 | 265 |
| BULLINGEN | 40 | 55 | 2 | 3 | 100 | 27 | 43 | 5 | 6 | 81 | 181 |

| WOONPLAATS | MANNEN | | | | | VROUWEN | | | | | ALGEMEEN TO-TAAL |
|-------------------------|----------|--------|------------|------------------------|--------|----------|--------|------------|------------------------|--------|------------------|
| | ONGEHUWD | GEHUWD | WEDUWSTAAT | UIT DE ECHTGE-SCHEIDEN | TOTAAL | ONGEHUWD | GEHUWD | WEDUWSTAAT | UIT DE ECHTGE-SCHEIDEN | TOTAAL | |
| BURG-REULAND | 46 | 88 | 5 | 5 | 144 | 26 | 49 | 3 | 3 | 81 | 225 |
| BUTGENBACH | 42 | 54 | 2 | 2 | 100 | 16 | 29 | 7 | 2 | 54 | 154 |
| DISON | 405 | 473 | 10 | 25 | 913 | 373 | 391 | 36 | 11 | 811 | 1724 |
| EUPEN | 388 | 542 | 16 | 50 | 996 | 305 | 303 | 58 | 46 | 712 | 1708 |
| HERVE | 133 | 303 | 11 | 21 | 468 | 101 | 205 | 38 | 14 | 358 | 826 |
| JALHAY | 26 | 45 | 3 | 3 | 77 | 27 | 29 | 4 | 5 | 65 | 142 |
| KELMIS | 691 | 768 | 31 | 77 | 1.567 | 495 | 658 | 71 | 84 | 1.308 | 2875 |
| LIERNEUX | 19 | 23 | - | - | 42 | 20 | 12 | 3 | 2 | 37 | 79 |
| LIMBURG | 41 | 88 | 3 | 4 | 136 | 34 | 66 | 13 | 3 | 116 | 252 |
| LONTZEN | 194 | 227 | 10 | 20 | 451 | 170 | 202 | 20 | 19 | 411 | 862 |
| MALMEDY | 125 | 170 | 9 | 15 | 319 | 92 | 125 | 17 | 11 | 245 | 564 |
| OLNE | 19 | 63 | 1 | 8 | 91 | 12 | 36 | 4 | 3 | 55 | 146 |
| PEPINSTER | 53 | 91 | 6 | 8 | 158 | 41 | 64 | 11 | 3 | 119 | 277 |
| PLOMBIERES | 422 | 444 | 18 | 41 | 925 | 302 | 345 | 35 | 37 | 719 | 1644 |
| RAEREN | 961 | 1.092 | 26 | 105 | 2.184 | 694 | 982 | 102 | 101 | 1.879 | 4063 |
| SANKT-VITH | 67 | 100 | 4 | 8 | 179 | 43 | 68 | 9 | 3 | 123 | 302 |
| SPA | 103 | 133 | 6 | 22 | 264 | 88 | 100 | 19 | 8 | 215 | 479 |
| STAVELLOT | 42 | 57 | 2 | 6 | 107 | 33 | 44 | 8 | 5 | 90 | 197 |
| STOUMONT | 33 | 15 | 1 | 2 | 51 | 12 | 18 | 3 | - | 33 | 84 |
| THEUX | 39 | 72 | 4 | 4 | 119 | 44 | 52 | 7 | 6 | 109 | 228 |
| THIMISTER-CLERMONT | 21 | 51 | 3 | 4 | 79 | 15 | 26 | - | 3 | 44 | 123 |
| TROIS-PONTS | 16 | 19 | - | 1 | 36 | 25 | 20 | 2 | 2 | 49 | 85 |
| VERVIERS | 1.767 | 1.773 | 39 | 84 | 3.663 | 1.371 | 1.464 | 135 | 66 | 3.036 | 6899 |
| WEISMES | 29 | 59 | 1 | 5 | 94 | 26 | 41 | 5 | 4 | 76 | 170 |
| WELKENRAEDT | 104 | 172 | 4 | 10 | 290 | 85 | 103 | 20 | 6 | 214 | 504 |
| ARR. BORGWORM | 278 | 607 | 24 | 47 | 956 | 194 | 427 | 78 | 26 | 725 | 1681 |
| BERLOZ | 1 | 11 | - | 2 | 14 | 2 | 6 | 2 | 2 | 12 | 26 |
| BRAIVES | 20 | 39 | 2 | 2 | 63 | 15 | 31 | 3 | 1 | 50 | 113 |
| CRISNEE | 9 | 19 | 1 | 3 | 32 | 7 | 9 | 1 | 2 | 19 | 51 |
| DONCEEL | 16 | 38 | - | 4 | 58 | 7 | 28 | 4 | 1 | 40 | 98 |
| FAIMES | 13 | 20 | 1 | 1 | 35 | 8 | 19 | 4 | 1 | 32 | 67 |
| FEXHE-LE-HAUT-CLOCHER | 14 | 32 | 1 | 1 | 48 | 7 | 20 | 3 | 1 | 31 | 79 |
| GEER | 9 | 11 | - | 2 | 22 | 1 | 12 | 1 | - | 14 | 36 |
| HANNUIT | 52 | 86 | 5 | 3 | 146 | 50 | 66 | 12 | 6 | 134 | 280 |
| LIJSEM | 10 | 14 | - | 2 | 26 | 6 | 13 | 1 | 1 | 21 | 47 |
| OERLE | 7 | 22 | - | 4 | 33 | 8 | 12 | 3 | 1 | 24 | 57 |
| REMICOURT | 14 | 37 | - | 1 | 52 | 4 | 16 | 4 | - | 24 | 76 |
| SAINT-GEORGES-SUR-MEUSE | 61 | 188 | 11 | 11 | 271 | 35 | 128 | 21 | 4 | 188 | 459 |
| BORGWORM | 47 | 82 | 2 | 9 | 140 | 42 | 58 | 18 | 4 | 122 | 262 |
| WASSEIGES | 5 | 8 | 1 | 2 | 16 | 2 | 9 | 1 | 2 | 14 | 30 |
| LIMBURG | 14.906 | 20.611 | 546 | 1.016 | 37.079 | 11.748 | 17.156 | 1.871 | 630 | 31.405 | 68484 |
| ARR. HASSELT | 7.737 | 9.898 | 215 | 340 | 18.190 | 6.052 | 8.606 | 973 | 212 | 15.843 | 34033 |
| AS | 59 | 118 | 8 | 10 | 195 | 38 | 80 | 22 | 4 | 144 | 339 |
| BERINGEN | 1.270 | 1.412 | 18 | 40 | 2.740 | 995 | 1.243 | 92 | 19 | 2.349 | 5089 |
| DIEPENBEEK | 72 | 133 | 5 | 4 | 214 | 64 | 84 | 10 | 7 | 165 | 379 |
| GENK | 3.430 | 4.702 | 122 | 135 | 8.389 | 2.595 | 4.252 | 602 | 81 | 7.530 | 15919 |
| GINGELOM | 14 | 19 | 1 | - | 34 | 5 | 18 | 4 | 3 | 30 | 64 |
| HALEN | 35 | 39 | 1 | 1 | 76 | 29 | 31 | 2 | 1 | 63 | 139 |
| HAM | 95 | 118 | 1 | 4 | 218 | 84 | 89 | 10 | 2 | 185 | 403 |
| HASSELT | 706 | 727 | 16 | 55 | 1.504 | 554 | 550 | 43 | 25 | 1.172 | 2676 |
| HERK-DE-STAD | 36 | 44 | - | 2 | 82 | 29 | 26 | 1 | - | 56 | 138 |
| HEUSDEN-ZOLDER | 1.208 | 1.406 | 18 | 18 | 2.650 | 937 | 1.308 | 98 | 26 | 2.369 | 5019 |
| LEOPOLDSBURG | 234 | 240 | 6 | 10 | 490 | 238 | 236 | 14 | 5 | 493 | 983 |
| LUMMEN | 56 | 93 | 2 | 4 | 155 | 58 | 63 | 5 | 4 | 130 | 285 |
| NIEUWERKERKEN | 11 | 13 | - | - | 24 | 10 | 7 | - | - | 17 | 41 |
| OPGLABBEK | 76 | 154 | 2 | 3 | 235 | 43 | 110 | 13 | 6 | 172 | 407 |
| SINT-TRUIDEN | 148 | 193 | 8 | 19 | 368 | 117 | 116 | 18 | 14 | 265 | 633 |
| TESSENDERLO | 97 | 120 | 3 | 5 | 225 | 91 | 96 | 7 | 1 | 195 | 420 |
| ZONHOVEN | 118 | 224 | 2 | 16 | 360 | 91 | 166 | 20 | 6 | 283 | 643 |
| ZUTENDAAL | 72 | 143 | 2 | 14 | 231 | 74 | 131 | 12 | 8 | 225 | 456 |
| ARR. MAASEIK | 3.499 | 5.634 | 200 | 356 | 9.689 | 2.695 | 4.436 | 431 | 217 | 7.779 | 17488 |
| BOCHOLT | 90 | 168 | 4 | 23 | 285 | 64 | 119 | 2 | 4 | 189 | 474 |
| BREE | 80 | 137 | 4 | 7 | 228 | 68 | 98 | 6 | 6 | 178 | 406 |
| DILSEN-STOKKEM | 304 | 441 | 16 | 26 | 787 | 243 | 338 | 37 | 12 | 630 | 1417 |
| HAMONT-ACHEL | 417 | 829 | 43 | 61 | 1.350 | 296 | 662 | 80 | 39 | 1.077 | 2427 |

| WOONPLAATS | MANNEN | | | | | VROUWEN | | | | | ALGE- MEEN TO- TAAL |
|------------------------|---------------|--------|-----------------|-----------------------------------|--------|---------------|--------|-----------------|-----------------------------------|--------|------------------------------|
| | ONGE- HUWD | GEHUWD | WEDUW- STAAT | UIT DE ECHT GE- SCHEIDEN | TOTAAL | ONGE- HUWD | GEHUWD | WEDUW- STAAT | UIT DE ECHT GE- SCHEIDEN | TOTAAL | |
| HECHTEL-EKSEL | 100 | 167 | 6 | 19 | 292 | 79 | 141 | 16 | 12 | 248 | 540 |
| HOUTHALEN-HELCHTEREN | 1.142 | 1.681 | 39 | 46 | 2.908 | 887 | 1.349 | 149 | 37 | 2.422 | 5330 |
| KINROOI | 168 | 289 | 17 | 17 | 491 | 118 | 222 | 13 | 12 | 365 | 856 |
| LOMMEL | 408 | 684 | 27 | 47 | 1.166 | 322 | 517 | 33 | 28 | 900 | 2066 |
| MAASEIK | 374 | 516 | 21 | 62 | 973 | 270 | 398 | 49 | 26 | 743 | 1716 |
| MEEUWEN-GRUITRODE | 49 | 77 | 4 | 4 | 134 | 41 | 67 | 3 | 5 | 116 | 250 |
| NEERPELT | 197 | 389 | 15 | 33 | 634 | 177 | 328 | 27 | 26 | 558 | 1192 |
| OVERPELT | 91 | 142 | 4 | 7 | 244 | 62 | 101 | 12 | 5 | 180 | 424 |
| PEER | 79 | 114 | - | 4 | 197 | 68 | 96 | 4 | 5 | 173 | 370 |
| ARR. TONGEREN | 3.670 | 5.079 | 131 | 320 | 9.200 | 3.001 | 4.114 | 467 | 201 | 7.783 | 16983 |
| ALKEN | 35 | 44 | - | 2 | 81 | 21 | 36 | 1 | 2 | 60 | 141 |
| BILZEN | 280 | 368 | 10 | 27 | 685 | 233 | 293 | 14 | 14 | 554 | 1239 |
| BORGLOON | 31 | 40 | - | 1 | 72 | 22 | 22 | 1 | 1 | 46 | 118 |
| HEERS | 11 | 28 | - | 2 | 41 | 5 | 6 | 2 | 2 | 15 | 56 |
| HERSTAPPE | - | - | - | - | - | - | - | - | - | - | - |
| HOESELT | 38 | 64 | - | 8 | 110 | 28 | 47 | 1 | 2 | 78 | 188 |
| KORTESSEM | 25 | 41 | 2 | 3 | 71 | 24 | 25 | 5 | 3 | 57 | 128 |
| LANAKEN | 834 | 1.049 | 38 | 100 | 2.021 | 699 | 898 | 91 | 58 | 1.746 | 3767 |
| MAASMECHELEN | 1.739 | 2.561 | 61 | 90 | 4.451 | 1.395 | 2.189 | 286 | 69 | 3.939 | 8390 |
| RIEMST | 351 | 366 | 8 | 44 | 769 | 328 | 279 | 33 | 22 | 662 | 1431 |
| TONGEREN | 147 | 263 | 4 | 23 | 437 | 123 | 133 | 15 | 17 | 288 | 725 |
| VOEREN | 151 | 230 | 8 | 16 | 405 | 116 | 169 | 18 | 11 | 314 | 719 |
| WELLEN | 28 | 25 | - | 4 | 57 | 7 | 17 | - | - | 24 | 81 |
| LUXEMBURG | 2.117 | 3.422 | 138 | 268 | 5.945 | 1.720 | 2.424 | 406 | 185 | 4.735 | 10680 |
| ARR. AARLEN | 862 | 1.559 | 57 | 117 | 2.595 | 641 | 988 | 187 | 90 | 1.906 | 4501 |
| AARLEN | 434 | 507 | 17 | 45 | 1.003 | 256 | 368 | 49 | 36 | 709 | 1712 |
| ATTERT | 18 | 51 | 5 | 3 | 77 | 29 | 20 | 7 | 2 | 58 | 135 |
| AUBANGE | 300 | 702 | 25 | 53 | 1.080 | 270 | 444 | 77 | 42 | 833 | 1913 |
| MARTELANGE | 14 | 34 | 3 | 1 | 52 | 13 | 22 | 18 | 1 | 54 | 106 |
| MESSANCY | 96 | 265 | 7 | 15 | 383 | 73 | 134 | 36 | 9 | 252 | 635 |
| ARR. BASTENAKEN | 256 | 314 | 10 | 24 | 604 | 223 | 236 | 31 | 9 | 499 | 1103 |
| BASTENAKEN | 123 | 138 | 6 | 7 | 274 | 118 | 90 | 10 | 1 | 219 | 493 |
| BERTOEGNE | 6 | 6 | - | - | 12 | 5 | 2 | - | - | 7 | 19 |
| FAUVILLERS | 9 | 10 | 1 | 1 | 21 | 11 | 4 | - | - | 15 | 36 |
| GOUVY | 39 | 35 | - | 5 | 79 | 21 | 46 | 1 | 1 | 69 | 148 |
| HOUFFALIZE | 21 | 35 | 1 | 5 | 62 | 13 | 23 | 8 | 2 | 46 | 108 |
| SAINTE-ODE | 9 | 16 | - | - | 25 | 9 | 17 | 2 | - | 28 | 53 |
| VAUX-SUR-SURE | 6 | 17 | 2 | 1 | 26 | 8 | 12 | 3 | - | 23 | 49 |
| VIELSALM | 43 | 57 | - | 5 | 105 | 38 | 42 | 7 | 5 | 92 | 197 |
| ARR. MARCHE-EN-FAMENNE | 302 | 391 | 21 | 42 | 756 | 260 | 336 | 47 | 19 | 662 | 1418 |
| DURBUY | 46 | 65 | 5 | 9 | 125 | 40 | 50 | 12 | 7 | 109 | 234 |
| EREZEE | 6 | 13 | 1 | 1 | 21 | 3 | 9 | - | - | 12 | 33 |
| HOTTON | 18 | 28 | 2 | 3 | 51 | 19 | 21 | 4 | 2 | 46 | 97 |
| LA ROCHE-EN-ARDENNE | 25 | 27 | 2 | 6 | 60 | 21 | 16 | 3 | 2 | 42 | 102 |
| MANHAY | 18 | 21 | 2 | 1 | 42 | 14 | 22 | - | - | 36 | 78 |
| MARCHE-EN-FAMENNE | 143 | 176 | 7 | 14 | 340 | 140 | 162 | 20 | 4 | 326 | 666 |
| NASSOGNE | 29 | 32 | 2 | 4 | 67 | 18 | 32 | 6 | 1 | 57 | 124 |
| RENDEUX | 7 | 14 | - | 2 | 23 | 2 | 14 | 1 | 1 | 18 | 41 |
| TENNEVILLE | 10 | 15 | - | 2 | 27 | 3 | 10 | 1 | 2 | 16 | 43 |
| ARR. NEUFCHATEAU | 288 | 350 | 16 | 32 | 686 | 268 | 309 | 48 | 30 | 655 | 1341 |
| BERTRIX | 54 | 63 | 3 | 3 | 123 | 66 | 51 | 7 | 4 | 128 | 251 |
| BOUILLON | 50 | 77 | 6 | 8 | 141 | 46 | 68 | 12 | 5 | 131 | 272 |
| DAVERDISSE | 1 | 4 | - | 1 | 6 | 3 | 4 | 1 | - | 8 | 14 |
| HERBEUMONT | 6 | 8 | 2 | 3 | 19 | 2 | 6 | 2 | - | 10 | 29 |
| LEGLISE | 17 | 13 | - | 2 | 32 | 16 | 19 | 2 | 3 | 40 | 72 |
| LIBIN | 12 | 19 | 1 | - | 32 | 15 | 18 | 1 | 1 | 35 | 67 |
| LIBRAMONT-CHEVIGNY | 69 | 44 | - | 2 | 115 | 33 | 30 | 6 | 6 | 75 | 190 |
| NEUFCHATEAU | 33 | 48 | - | 3 | 84 | 23 | 47 | 5 | 4 | 79 | 163 |

| N.I.S. BEVOLKING OP 1-1-1994 | TABEL 00.03 B | | | | | BLZ. 8.- | | | | | ALLE ADMINISTRATIEVE EENHEDEN |
|---|--|--------|------------|------------------------|--------|----------|--------|------------|------------------------|--------|-------------------------------|
| | VREEMDELINGEN NAAR BURGERLIJKE STAAT EN GESLACHT | | | | | | | | | | |
| (NB - GEHUWD, OMVAT EVENEENS WETTELIJK GESCHIEDEN VAN TAFEL EN BED) | | | | | | | | | | | |
| WOONPLAATS | MANNEN | | | | | VROUWEN | | | | | ALGEMEEN TO-TAAL |
| | ONGEHUWD | GEHUWD | WEDUWSTAAT | UIT DE ECHTGE-SCHIEDEN | TOTAAL | ONGEHUWD | GEHUWD | WEDUWSTAAT | UIT DE ECHTGE-SCHIEDEN | TOTAAL | |
| PALISEUL | 15 | 25 | 1 | 1 | 42 | 11 | 20 | 5 | 4 | 40 | 82 |
| SAINT-HUBERT | 16 | 22 | 1 | 4 | 43 | 25 | 24 | 3 | 1 | 53 | 96 |
| TELLIN | 7 | 9 | 1 | 3 | 20 | 18 | 8 | 1 | 1 | 28 | 48 |
| WELLIN | 8 | 18 | 1 | 2 | 29 | 10 | 14 | 3 | 1 | 28 | 57 |
| ARR. VIRTON | 409 | 808 | 34 | 53 | 1.304 | 328 | 555 | 93 | 37 | 1.013 | 2317 |
| CHINY | 15 | 43 | 1 | 3 | 62 | 18 | 25 | 6 | 2 | 51 | 113 |
| ETALLE | 24 | 40 | 3 | 6 | 73 | 21 | 21 | 2 | 2 | 46 | 119 |
| FLORENVILLE | 45 | 89 | 5 | 1 | 140 | 33 | 77 | 17 | 7 | 134 | 274 |
| HABAY | 32 | 59 | 2 | 5 | 98 | 18 | 44 | 4 | 4 | 70 | 168 |
| MEIX-DEVANT-VIRTON | 18 | 32 | 5 | 2 | 57 | 12 | 27 | 4 | 3 | 46 | 103 |
| MUSSON | 60 | 129 | 4 | 9 | 202 | 42 | 86 | 10 | 4 | 142 | 344 |
| ROUVROY | 20 | 59 | 1 | 1 | 81 | 24 | 46 | 7 | - | 77 | 158 |
| SAINT-LEGER | 13 | 49 | 2 | 1 | 65 | 13 | 30 | 7 | 2 | 52 | 117 |
| TINTIGNY | 15 | 36 | 4 | - | 55 | 10 | 25 | 4 | - | 39 | 94 |
| VIRTON | 167 | 272 | 7 | 25 | 471 | 137 | 174 | 32 | 13 | 356 | 827 |
| PROV. NAMEN | 4.427 | 6.334 | 236 | 478 | 11.475 | 3.443 | 4.550 | 891 | 266 | 9.150 | 20625 |
| ARR. DINANT | 585 | 932 | 36 | 88 | 1.641 | 488 | 691 | 140 | 49 | 1.368 | 3009 |
| ANHEE | 37 | 59 | 5 | 8 | 109 | 26 | 49 | 15 | 2 | 92 | 201 |
| BEAURAING | 37 | 111 | 5 | 7 | 160 | 25 | 64 | 15 | 5 | 109 | 269 |
| BIEVRE | 12 | 24 | - | 4 | 40 | 13 | 28 | 3 | - | 44 | 84 |
| CINEY | 79 | 88 | 3 | 4 | 174 | 75 | 72 | 12 | 4 | 163 | 337 |
| DINANT | 105 | 129 | 6 | 10 | 250 | 90 | 111 | 21 | 7 | 229 | 479 |
| GEDINNE | 16 | 43 | 2 | 4 | 65 | 8 | 26 | 7 | 1 | 42 | 107 |
| HAMOIS | 24 | 33 | 3 | 3 | 63 | 18 | 21 | 2 | 2 | 43 | 106 |
| HASTIERE | 55 | 98 | 2 | 13 | 168 | 42 | 70 | 24 | 4 | 140 | 308 |
| HAVELANGE | 16 | 25 | 1 | 4 | 46 | 10 | 15 | 1 | 1 | 27 | 73 |
| HOUYET | 18 | 25 | 2 | 3 | 48 | 24 | 24 | 5 | 4 | 57 | 105 |
| ONHAYE | 14 | 26 | - | 3 | 43 | 11 | 14 | 1 | 1 | 27 | 70 |
| ROCHFORD | 58 | 96 | 2 | 6 | 162 | 47 | 71 | 10 | 5 | 133 | 295 |
| SOMME-LEUZE | 18 | 30 | - | 5 | 53 | 20 | 19 | 2 | 1 | 42 | 95 |
| VRESSE-SUR-SEMOIS | 24 | 36 | 1 | 8 | 69 | 28 | 36 | 3 | 7 | 74 | 143 |
| VVOIR | 72 | 109 | 4 | 6 | 191 | 51 | 71 | 19 | 5 | 146 | 337 |
| ARR. NAMEN | 3.445 | 4.688 | 162 | 320 | 8.615 | 2.653 | 3.375 | 614 | 167 | 6.809 | 15424 |
| ANDENNE | 303 | 456 | 23 | 32 | 814 | 244 | 331 | 96 | 9 | 680 | 1494 |
| ASSESE | 8 | 31 | 1 | 5 | 45 | 8 | 15 | 2 | 1 | 26 | 71 |
| EGHEZEE | 33 | 92 | 6 | 5 | 136 | 20 | 51 | 10 | 2 | 83 | 219 |
| FERNELMONT | 19 | 24 | 1 | 2 | 46 | 12 | 20 | 5 | 2 | 39 | 85 |
| FLOREFFE | 23 | 81 | 3 | 6 | 113 | 22 | 52 | 14 | - | 88 | 201 |
| FOSSÉS-LA-VILLE | 32 | 88 | 5 | 8 | 133 | 25 | 45 | 18 | 3 | 91 | 224 |
| GEMBLOUX | 349 | 280 | 9 | 12 | 650 | 176 | 201 | 28 | 7 | 412 | 1062 |
| GESVES | 12 | 31 | 1 | 6 | 50 | 17 | 14 | 2 | 2 | 35 | 85 |
| JEMEPPE-SUR-SAMBRE | 135 | 278 | 11 | 32 | 456 | 78 | 181 | 27 | 6 | 292 | 748 |
| LA BRUYERE | 19 | 41 | 3 | 3 | 66 | 7 | 22 | 6 | 2 | 37 | 103 |
| METTET | 44 | 106 | 6 | 10 | 166 | 42 | 61 | 19 | 3 | 125 | 291 |
| NAMEN | 1.761 | 1.750 | 42 | 105 | 3.658 | 1.502 | 1.339 | 175 | 91 | 3.107 | 6765 |
| OHEY | 12 | 26 | 2 | 3 | 43 | 11 | 20 | 4 | 2 | 37 | 80 |
| PROFONDEVILLE | 44 | 92 | 2 | 9 | 147 | 39 | 66 | 10 | 5 | 120 | 267 |
| SAMBREVILLE | 589 | 1.180 | 44 | 73 | 1.886 | 407 | 870 | 185 | 29 | 1.491 | 3377 |
| SOMBREFFE | 62 | 132 | 3 | 9 | 206 | 43 | 87 | 13 | 3 | 146 | 352 |
| ARR. PHILIPPEVILLE | 397 | 714 | 38 | 70 | 1.219 | 302 | 484 | 137 | 50 | 973 | 2192 |
| CERFONTAINE | 16 | 29 | 1 | 1 | 47 | 4 | 19 | 4 | 1 | 28 | 75 |
| COUVIN | 90 | 174 | 16 | 15 | 295 | 89 | 125 | 35 | 13 | 262 | 557 |
| DOISCHE | 21 | 28 | 2 | 6 | 57 | 23 | 22 | 3 | 1 | 49 | 106 |
| FLORENNES | 53 | 81 | 3 | 6 | 143 | 30 | 55 | 16 | 7 | 108 | 251 |
| PHILIPPEVILLE | 62 | 73 | 1 | 9 | 145 | 38 | 65 | 28 | 4 | 135 | 280 |
| VIROINVAL | 51 | 82 | 6 | 8 | 147 | 36 | 58 | 15 | 10 | 119 | 266 |
| WALCOURT | 104 | 247 | 9 | 25 | 385 | 82 | 140 | 36 | 14 | 272 | 657 |

| WOONPLAATS | MANNEN | | | | | VROUWEN | | | | | ALGEMEEN TOOTAAL |
|-----------------------|-----------|--------|-------------|-------------------------|--------|-----------|--------|-------------|-------------------------|--------|------------------|
| | ONGE-HUWD | GEHUWD | WEDUW-STAAT | UIT DE ECHT GE-SCHIEDEN | TOTAAL | ONGE-HUWD | GEHUWD | WEDUW-STAAT | UIT DE ECHT GE-SCHIEDEN | TOTAAL | |
| PROV. OOST-VLAANDEREN | 10.269 | 11.237 | 259 | 745 | 22.504 | 8.475 | 8.389 | 654 | 384 | 17.902 | 40406 |
| ARR. AALST | 683 | 927 | 27 | 76 | 1.713 | 541 | 641 | 61 | 33 | 1.276 | 2989 |
| AALST | 368 | 459 | 12 | 31 | 870 | 274 | 324 | 25 | 10 | 633 | 1503 |
| DENDERLEEUEW | 17 | 34 | 2 | 7 | 60 | 15 | 22 | 4 | 3 | 44 | 104 |
| ERPE-MERE | 15 | 41 | 1 | 6 | 63 | 24 | 23 | - | 2 | 49 | 112 |
| GERAARDSBERGEN | 89 | 99 | 2 | 8 | 198 | 58 | 76 | 8 | 8 | 150 | 348 |
| HAALERT | 16 | 34 | 2 | 3 | 55 | 21 | 23 | 3 | 1 | 48 | 103 |
| HERZELE | 8 | 21 | 1 | 4 | 34 | 6 | 12 | 4 | - | 22 | 56 |
| LEDE | 19 | 31 | 2 | 4 | 56 | 25 | 18 | 4 | 1 | 48 | 104 |
| NINOVE | 123 | 157 | 5 | 10 | 295 | 103 | 122 | 10 | 7 | 242 | 537 |
| SINT-LIEVENS-HOUTEM | 7 | 13 | - | 1 | 21 | 4 | 6 | 1 | - | 11 | 32 |
| ZOTTEGEM | 21 | 38 | - | 2 | 61 | 11 | 15 | 2 | 1 | 29 | 90 |
| ARR. DENDERMONDE | 871 | 958 | 13 | 63 | 1.905 | 736 | 758 | 47 | 32 | 1.573 | 3478 |
| BERLARE | 10 | 35 | 1 | 4 | 50 | 5 | 21 | 2 | 1 | 29 | 79 |
| BUGGENHOUT | 32 | 37 | 1 | 2 | 72 | 15 | 29 | 3 | 2 | 49 | 121 |
| DENDERMONDE | 199 | 171 | 6 | 16 | 392 | 119 | 119 | 10 | 9 | 257 | 589 |
| HAMME | 133 | 150 | 1 | 5 | 289 | 139 | 135 | 1 | 4 | 279 | 568 |
| LAARNE | 23 | 25 | - | 3 | 51 | 21 | 18 | 4 | 1 | 44 | 95 |
| LEBBEKE | 55 | 61 | 2 | 6 | 124 | 37 | 40 | 3 | 2 | 82 | 206 |
| WAASMUNSTER | 49 | 63 | 1 | 3 | 116 | 43 | 44 | 1 | 2 | 90 | 206 |
| WETTEREN | 105 | 96 | - | 11 | 212 | 102 | 78 | 9 | 9 | 198 | 410 |
| WICHELEN | 17 | 20 | - | 1 | 38 | 15 | 16 | 2 | - | 33 | 71 |
| ZELE | 308 | 300 | 1 | 12 | 621 | 240 | 258 | 12 | 2 | 512 | 1133 |
| ARR. EEKLO | 311 | 658 | 29 | 68 | 1.066 | 202 | 322 | 56 | 23 | 603 | 1669 |
| ASSENEDE | 47 | 103 | 4 | 13 | 167 | 26 | 46 | 9 | 2 | 83 | 250 |
| EEKLO | 60 | 102 | 5 | 6 | 173 | 34 | 42 | 8 | 1 | 85 | 258 |
| KAPRIJKE | 10 | 26 | - | 1 | 37 | 6 | 18 | 2 | - | 26 | 63 |
| MALDEGEM | 45 | 110 | 5 | 11 | 171 | 26 | 55 | 12 | 7 | 100 | 271 |
| SINT-LAUREINS | 22 | 77 | 6 | 8 | 113 | 16 | 37 | 6 | 2 | 61 | 174 |
| ZELZATE | 127 | 240 | 9 | 29 | 405 | 94 | 124 | 19 | 11 | 248 | 653 |
| ARR. GENT | 5.366 | 5.505 | 96 | 363 | 11.330 | 4.403 | 4.311 | 329 | 203 | 9.246 | 20576 |
| AALTER | 18 | 35 | 2 | 1 | 56 | 9 | 23 | 3 | - | 35 | 91 |
| DEINZE | 83 | 105 | 2 | 6 | 196 | 88 | 86 | 9 | 3 | 186 | 382 |
| DE PINTE | 24 | 52 | - | 3 | 79 | 32 | 37 | 5 | 2 | 76 | 155 |
| DESTELBERGEN | 27 | 85 | 2 | 5 | 119 | 27 | 37 | 6 | 3 | 73 | 192 |
| EVERGEM | 55 | 127 | 4 | 17 | 203 | 41 | 69 | 13 | 6 | 129 | 332 |
| GAVERE | 15 | 18 | - | 1 | 34 | 8 | 14 | 3 | 1 | 26 | 60 |
| GENT | 4.858 | 4.505 | 72 | 278 | 9.713 | 3.945 | 3.714 | 252 | 162 | 8.073 | 17786 |
| KNESSELARE | 6 | 19 | 2 | 2 | 29 | 5 | 13 | 1 | 2 | 21 | 50 |
| LOCHRISTI | 16 | 60 | - | 7 | 83 | 24 | 37 | 4 | 2 | 67 | 150 |
| LOVENDEGEM | 18 | 31 | 1 | 3 | 53 | 21 | 19 | 4 | 1 | 45 | 98 |
| MELLE | 14 | 33 | 1 | 4 | 52 | 26 | 15 | 2 | - | 43 | 95 |
| MERELBEKE | 28 | 63 | 2 | 2 | 95 | 25 | 31 | 5 | 5 | 66 | 161 |
| MOERBEKE | 19 | 80 | 1 | 7 | 107 | 12 | 38 | 2 | 1 | 53 | 160 |
| NAZARETH | 22 | 33 | - | 3 | 58 | 13 | 19 | 4 | 1 | 37 | 95 |
| NEVELE | 6 | 13 | - | 3 | 22 | 5 | 7 | - | 1 | 13 | 35 |
| OOSTERZELE | 20 | 20 | - | 1 | 41 | 5 | 12 | 2 | 3 | 22 | 63 |
| SINT-MARTENS-LATEM | 45 | 70 | 2 | 9 | 126 | 46 | 50 | 5 | 6 | 107 | 233 |
| WAARSCOOT | 12 | 17 | - | - | 29 | 5 | 6 | 2 | - | 13 | 42 |
| WACHTEBEKE | 31 | 83 | 4 | 5 | 123 | 25 | 41 | 4 | 2 | 72 | 195 |
| ZOMERGEM | 5 | 16 | 1 | 3 | 25 | 4 | 9 | - | - | 13 | 38 |
| ZULTE | 44 | 40 | - | 3 | 87 | 37 | 34 | 3 | 2 | 76 | 163 |
| ARR. OUDENAARDE | 583 | 622 | 14 | 47 | 1.266 | 536 | 496 | 40 | 19 | 1.091 | 2357 |
| BRAKEL | 18 | 28 | - | 4 | 50 | 18 | 15 | 1 | - | 34 | 84 |
| HOREBEKE | 1 | 4 | - | - | 5 | 3 | 2 | 3 | - | 8 | 13 |
| KLUISSBERGEN | 5 | 13 | 1 | 2 | 21 | 3 | 10 | - | 2 | 15 | 36 |
| KRUISSHOUTEM | 9 | 21 | - | 2 | 32 | 8 | 13 | 1 | - | 22 | 54 |
| LIERDE | 5 | 9 | - | 1 | 15 | 2 | 7 | - | 1 | 10 | 25 |
| MAARKEDAL | 5 | 13 | - | 2 | 20 | 3 | 10 | - | - | 13 | 33 |
| OUDENAARDE | 60 | 90 | 3 | 10 | 163 | 55 | 68 | 3 | 5 | 131 | 294 |

| WOONPLAATS | MANNEN | | | | | VROUWEN | | | | | ALGE- MEEN TO- TAAL |
|---|---|--------------|-----------------|-----------------------------------|---------------|---------------|--------------|-----------------|-----------------------------------|--------------|--------------------------------------|
| | ONGE- HUWD | GEHUWD | WEDUW- STAAT | UIT DE ECHT GE- SCHEIDEN | TOTAAL | ONGE- HUWD | GEHUWD | WEDUW- STAAT | UIT DE ECHT GE- SCHEIDEN | TOTAAL | |
| N.I.S. | TABEL 00.03 B | | | | | BLZ. 10.- | | | | | ALLE ADMINISTRATIEVE EENHEDEN |
| BEVOLKING OP 1-1-1994 | VREEMDELINGEN NAAR BURGERLIJKE STAAT EN GESLACHT | | | | | | | | | | |
| (NB - GEHUWD, OMVAT EVENEENS WETTELIJK GESCHIEDEN VAN TAFEL EN BED) | | | | | | | | | | | |
| RONSE | 462 | 413 | 10 | 24 | 909 | 428 | 352 | 32 | 10 | 822 | 1731 |
| WORTEGEM-PETEGEM | 1 | 8 | - | 1 | 10 | - | 4 | - | - | 4 | 14 |
| ZINGEM | 8 | 15 | - | - | 23 | 6 | 10 | - | - | 16 | 39 |
| ZWALM | 9 | 8 | - | 1 | 18 | 10 | 5 | - | 1 | 16 | 34 |
| ARR. SINT-NIKLAAS | 2.455 | 2.567 | 74 | 128 | 5.224 | 2.057 | 1.861 | 121 | 74 | 4.113 | 9337 |
| BEVEREN | 115 | 277 | 20 | 17 | 429 | 81 | 133 | 14 | 14 | 242 | 671 |
| KRUIBEKE | 80 | 90 | 1 | 5 | 176 | 60 | 59 | 6 | 1 | 126 | 302 |
| LOKEREN | 743 | 614 | 10 | 17 | 1.384 | 649 | 502 | 19 | 12 | 1.182 | 2566 |
| SINT-GILLIS-WAAS | 98 | 222 | 15 | 6 | 341 | 87 | 117 | 11 | 5 | 220 | 561 |
| SINT-NIKLAAS | 905 | 791 | 10 | 46 | 1.752 | 782 | 641 | 40 | 25 | 1.488 | 3240 |
| STEKENE | 114 | 254 | 13 | 24 | 405 | 70 | 129 | 18 | 10 | 227 | 632 |
| TEMSE | 400 | 319 | 5 | 13 | 737 | 328 | 280 | 13 | 7 | 628 | 1365 |
| PROV. WEST-VLAANDEREN | 3.739 | 5.739 | 202 | 578 | 10.258 | 2.821 | 3.766 | 674 | 330 | 7.591 | 17849 |
| ARR. BRUGGE | 915 | 1.318 | 64 | 161 | 2.458 | 704 | 889 | 144 | 92 | 1.829 | 4287 |
| BEERNEM | 11 | 19 | 1 | - | 31 | 10 | 14 | - | 1 | 25 | 56 |
| BLANKENBERGE | 83 | 125 | 8 | 24 | 240 | 49 | 76 | 14 | 9 | 148 | 388 |
| BRUGGE | 564 | 594 | 20 | 78 | 1.256 | 432 | 409 | 63 | 34 | 938 | 2194 |
| DAMME | 7 | 44 | 1 | 4 | 56 | 13 | 16 | 1 | 1 | 31 | 87 |
| JABBEKE | 21 | 43 | 1 | 2 | 67 | 13 | 32 | 3 | 2 | 50 | 117 |
| KNOKKE-HEIST | 176 | 353 | 30 | 41 | 600 | 129 | 264 | 58 | 38 | 489 | 1089 |
| OOSTKAMP | 16 | 49 | 1 | 3 | 69 | 12 | 29 | 2 | 3 | 46 | 115 |
| TORHOUT | 20 | 34 | - | 6 | 60 | 17 | 17 | - | 1 | 35 | 95 |
| ZEDELGEM | 13 | 44 | 2 | 3 | 62 | 23 | 29 | 3 | 2 | 57 | 119 |
| ZUIENKERKE | 4 | 13 | - | - | 17 | 6 | 3 | - | 1 | 10 | 27 |
| ARR. DIKSMUIDE | 59 | 94 | 1 | 6 | 160 | 52 | 60 | 7 | 3 | 122 | 282 |
| DIKSMUIDE | 14 | 38 | - | 2 | 54 | 29 | 27 | 4 | 1 | 61 | 115 |
| HOUTHULST | 14 | 24 | - | 1 | 39 | 5 | 11 | - | - | 16 | 55 |
| KOEKELARE | 14 | 18 | 1 | 1 | 34 | 9 | 7 | 2 | 1 | 19 | 53 |
| KORTEMARK | 3 | 6 | - | 1 | 10 | 7 | 12 | - | - | 19 | 29 |
| LO-RENINGE | 14 | 8 | - | 1 | 23 | 2 | 3 | 1 | 1 | 7 | 30 |
| ARR. IEPER | 287 | 739 | 22 | 50 | 1.098 | 226 | 408 | 98 | 38 | 770 | 1868 |
| HEUVELLAND | 71 | 109 | 1 | 9 | 190 | 44 | 81 | 18 | 10 | 153 | 343 |
| IEPER | 99 | 229 | 6 | 22 | 356 | 68 | 106 | 20 | 10 | 204 | 560 |
| LANGEMARK-POELKAPELLE | 3 | 17 | - | 2 | 22 | 12 | 11 | 1 | - | 24 | 46 |
| MESEN | 20 | 18 | - | 1 | 39 | 14 | 10 | 2 | 4 | 30 | 69 |
| POPERINGE | 25 | 129 | 3 | 6 | 163 | 33 | 76 | 13 | 5 | 127 | 290 |
| VLETEREN | 7 | 8 | - | - | 15 | 2 | 5 | 1 | - | 8 | 23 |
| WERVIK | 48 | 203 | 12 | 7 | 270 | 43 | 104 | 39 | 9 | 195 | 465 |
| ZONNEBEKE | 14 | 26 | - | 3 | 43 | 10 | 15 | 4 | - | 29 | 72 |
| ARR. KORTRIJK | 1.229 | 1.757 | 53 | 133 | 3.172 | 911 | 1.150 | 197 | 84 | 2.342 | 5514 |
| ANZEGEM | 8 | 28 | 1 | - | 37 | 10 | 14 | - | - | 24 | 61 |
| AVELGEM | 38 | 47 | - | 3 | 88 | 21 | 29 | 4 | 4 | 58 | 146 |
| DEERLIJK | 16 | 24 | - | 2 | 42 | 7 | 8 | - | 2 | 17 | 59 |
| HARELBEKE | 62 | 109 | 2 | 9 | 182 | 45 | 68 | 5 | 2 | 120 | 302 |
| KORTRIJK | 596 | 596 | 18 | 50 | 1.260 | 409 | 408 | 48 | 27 | 892 | 2152 |
| KUURNE | 34 | 55 | - | 3 | 92 | 28 | 41 | - | 3 | 72 | 164 |
| LENDELEDE | 7 | 13 | - | 1 | 21 | 8 | 10 | 1 | - | 19 | 40 |
| MENEN | 183 | 487 | 24 | 45 | 739 | 179 | 314 | 114 | 30 | 637 | 1376 |
| SPIERE-HELKIJN | 17 | 32 | 1 | - | 50 | 12 | 19 | 2 | 1 | 34 | 84 |
| WAREGEM | 180 | 159 | - | 9 | 348 | 119 | 128 | 4 | 8 | 259 | 607 |
| WEVELGEM | 51 | 133 | 5 | 6 | 195 | 47 | 55 | 16 | 6 | 124 | 319 |
| ZWEVEGEM | 37 | 74 | 2 | 5 | 118 | 26 | 56 | 3 | 1 | 86 | 204 |
| ARR. OOSTENDE | 579 | 796 | 35 | 135 | 1.545 | 411 | 581 | 118 | 69 | 1.179 | 2724 |
| BREDENE | 57 | 67 | 3 | 2 | 129 | 20 | 52 | 6 | 4 | 82 | 211 |
| DE HAAN | 47 | 65 | 3 | 8 | 123 | 35 | 49 | 9 | 5 | 98 | 221 |
| GISTEL | 12 | 19 | - | 1 | 32 | 8 | 17 | 1 | 1 | 27 | 59 |
| ICHTEGEM | 10 | 24 | 1 | - | 35 | 15 | 21 | 1 | 1 | 38 | 73 |
| MIDDELKERKE | 67 | 85 | 3 | 15 | 170 | 41 | 69 | 13 | 3 | 126 | 296 |
| OOSTENDE | 378 | 519 | 25 | 107 | 1.029 | 281 | 358 | 87 | 55 | 781 | 1810 |
| OUDENBURG | 8 | 17 | - | 2 | 27 | 11 | 15 | 1 | - | 27 | 54 |

| WOONPLAATS | MANNEN | | | | | VROUWEN | | | | | ALGEMEEN TO-TAAL |
|----------------|----------|--------|------------|------------------------|--------|----------|--------|------------|------------------------|--------|------------------|
| | ONGEHUWD | GEHUWD | WEDUWSTAAT | UIT DE ECHTGE-SCHIEDEN | TOTAAL | ONGEHUWD | GEHUWD | WEDUWSTAAT | UIT DE ECHTGE-SCHIEDEN | TOTAAL | |
| ARR. ROESELARE | 241 | 334 | 9 | 29 | 613 | 147 | 215 | 23 | 10 | 395 | 1008 |
| HOOGLEDE | 4 | 15 | 1 | - | 20 | 6 | 10 | 2 | - | 18 | 38 |
| INGELMUNSTER | 6 | 23 | - | 1 | 30 | 17 | 14 | 3 | 1 | 35 | 65 |
| IZEGEM | 38 | 59 | - | 2 | 99 | 18 | 39 | 5 | 1 | 63 | 162 |
| LEDEGEM | 12 | 10 | 1 | - | 23 | 5 | 8 | 2 | 1 | 16 | 39 |
| LICHTERVELDE | 6 | 12 | - | - | 18 | 11 | 7 | 1 | - | 19 | 37 |
| MOORSLEDE | 8 | 17 | 2 | 1 | 28 | 4 | 15 | 1 | 1 | 21 | 49 |
| ROESELARE | 157 | 190 | 5 | 22 | 374 | 82 | 116 | 9 | 6 | 213 | 587 |
| STADEN | 10 | 8 | - | 3 | 21 | 4 | 6 | - | - | 10 | 31 |
| ARR. TIELT | 172 | 217 | 2 | 16 | 407 | 149 | 162 | 14 | 2 | 327 | 734 |
| ARDOOIE | 4 | 13 | - | 1 | 18 | 5 | 11 | - | - | 16 | 34 |
| DENTERGEM | 32 | 25 | - | - | 57 | 24 | 19 | - | - | 43 | 100 |
| MEULEBEKE | 30 | 34 | - | 4 | 68 | 27 | 26 | - | 1 | 54 | 122 |
| OOSTROZEBEKE | 12 | 15 | 1 | 2 | 30 | 13 | 14 | - | - | 27 | 57 |
| PITTEM | 2 | 5 | - | 1 | 8 | 2 | 4 | 2 | - | 8 | 16 |
| RUISELEDE | 8 | 9 | - | 2 | 19 | 3 | 6 | 1 | - | 10 | 29 |
| TIELT | 38 | 51 | 1 | 6 | 96 | 23 | 29 | 5 | 1 | 58 | 154 |
| WIELSBEKE | 40 | 44 | - | - | 84 | 43 | 37 | 3 | - | 83 | 167 |
| WINGENE | 6 | 21 | - | - | 27 | 9 | 16 | 3 | - | 28 | 55 |
| ARR. VEURNE | 257 | 484 | 16 | 48 | 805 | 221 | 301 | 73 | 32 | 627 | 1432 |
| ALVERINGEM | 12 | 27 | - | - | 39 | 9 | 8 | 5 | 3 | 25 | 64 |
| DE PANNE | 89 | 185 | 6 | 21 | 301 | 88 | 113 | 22 | 17 | 240 | 541 |
| KOKSIJDE | 102 | 151 | 8 | 19 | 280 | 86 | 119 | 30 | 11 | 246 | 526 |
| NIEUWPOORT | 34 | 67 | 1 | 3 | 105 | 24 | 37 | 9 | 1 | 71 | 176 |
| VEURNE | 20 | 54 | 1 | 5 | 80 | 14 | 24 | 7 | - | 45 | 125 |

| N.I.S. BEVOLKING OP 1-1-1994 | TABEL OO.04 B M | | | | | | | | | | BLZ. 1.- FOL. 1.- | |
|------------------------------------|--|-------------|---------------|---------------|---------------|---------------|---------------|---------------|---------------|---------------|-------------------|---------------|
| | VREEMDE BEVOLKING NAAR GESLACHT, LEEFTIJDGROEPEN EN LEEFTIJDKlassen - MANNELIJKE BEVOLKING - | | | | | | | | | | ARRONDISSEMENTEN | |
| WOONPLAATS | LEEFTIJDGROEP | | | | | | | | | | | |
| | 0-4 JAAR | 5-9 JAAR | 10-14 JAAR | 15-19 JAAR | 20-24 JAAR | 25-29 JAAR | 30-34 JAAR | 35-39 JAAR | 40-44 JAAR | 45-49 JAAR | 50-54 JAAR | 55-59 JAAR |
| HET RIJK | 27.860 | 29.163 | 30.790 | 32.221 | 41.709 | 52.756 | 53.530 | 47.908 | 40.266 | 33.227 | 26.622 | 23.671 |
| BRUSSELS HOOFDSTEDELIJK GEW. | 10.459 | 10.433 | 10.751 | 10.563 | 12.878 | 16.644 | 16.146 | 13.204 | 10.798 | 8.773 | 7.362 | 6.554 |
| VLAAMS GEWEST | 10.365 | 10.322 | 10.467 | 10.139 | 12.483 | 16.320 | 16.451 | 14.481 | 12.215 | 10.466 | 8.725 | 7.289 |
| WAALS GEWEST | 7.036 | 8.408 | 9.572 | 11.519 | 16.348 | 19.792 | 20.933 | 20.223 | 17.253 | 13.988 | 10.535 | 9.848 |
| WAARVAN DUITSTALIGE GEMEENS. | 285 | 308 | 281 | 245 | 396 | 654 | 621 | 526 | 532 | 455 | 430 | 346 |
| PROV. ANTWERPEN | 4.479 | 4.272 | 4.100 | 3.676 | 4.438 | 5.956 | 6.078 | 5.014 | 4.115 | 3.686 | 3.353 | 2.760 |
| ARR. ANTWERPEN | 3.487 | 3.319 | 3.144 | 2.858 | 3.459 | 4.595 | 4.616 | 3.813 | 3.125 | 2.788 | 2.522 | 2.056 |
| ARR. MECHELEN | 675 | 658 | 615 | 467 | 450 | 531 | 561 | 471 | 367 | 276 | 249 | 198 |
| ARR. TURNHOUT | 317 | 295 | 341 | 351 | 529 | 830 | 901 | 730 | 623 | 622 | 582 | 506 |
| BRABANT | 12.980 | 13.143 | 13.527 | 13.404 | 16.310 | 20.616 | 20.608 | 17.762 | 14.969 | 12.486 | 10.000 | 8.583 |
| ARR. BRUSSEL-HOOFDSTAD | 10.459 | 10.433 | 10.751 | 10.563 | 12.878 | 16.644 | 16.146 | 13.204 | 10.798 | 8.773 | 7.362 | 6.554 |
| ARR. HALLE-VILVOORDE | 1.078 | 1.170 | 1.229 | 1.207 | 1.259 | 1.500 | 1.717 | 1.855 | 1.765 | 1.585 | 1.120 | 912 |
| ARR. LEUVEN | 590 | 566 | 575 | 559 | 937 | 1.101 | 1.140 | 1.009 | 792 | 725 | 497 | 394 |
| ARR. NIJVEL | 853 | 974 | 972 | 1.075 | 1.236 | 1.371 | 1.605 | 1.694 | 1.614 | 1.403 | 1.021 | 723 |
| HENEGOUWEN | 2.834 | 3.680 | 4.453 | 5.651 | 7.995 | 8.914 | 9.491 | 9.463 | 8.142 | 6.723 | 4.907 | 4.681 |
| ARR. AAT | 63 | 78 | 105 | 127 | 168 | 227 | 239 | 235 | 208 | 173 | 121 | 93 |
| ARR. CHARLEROI | 1.147 | 1.502 | 1.977 | 2.519 | 3.466 | 3.737 | 4.068 | 4.011 | 3.268 | 2.776 | 2.107 | 2.055 |
| ARR. BERGEN | 759 | 941 | 1.004 | 1.206 | 1.744 | 1.988 | 1.971 | 1.982 | 1.655 | 1.276 | 855 | 920 |
| ARR. MOESKROEN | 224 | 275 | 288 | 322 | 392 | 433 | 486 | 499 | 602 | 503 | 312 | 268 |
| ARR. ZINNIK | 371 | 497 | 607 | 784 | 1.165 | 1.304 | 1.363 | 1.321 | 1.117 | 942 | 737 | 649 |
| ARR. THUIN | 102 | 171 | 259 | 395 | 670 | 699 | 788 | 802 | 758 | 585 | 471 | 470 |
| ARR. DOORNIK | 168 | 216 | 213 | 298 | 390 | 526 | 576 | 613 | 534 | 468 | 304 | 226 |
| PROV. LUIK | 2.691 | 3.075 | 3.351 | 3.936 | 5.732 | 7.617 | 7.885 | 7.160 | 5.790 | 4.475 | 3.691 | 3.617 |
| ARR. HOEI | 97 | 84 | 96 | 115 | 181 | 256 | 319 | 316 | 267 | 205 | 121 | 148 |
| ARR. LUIK | 1.850 | 2.159 | 2.405 | 3.050 | 4.493 | 5.729 | 5.899 | 5.406 | 4.225 | 3.275 | 2.719 | 2.673 |
| ARR. VERVIERS | 729 | 809 | 817 | 741 | 1.003 | 1.537 | 1.556 | 1.319 | 1.178 | 916 | 801 | 742 |
| ARR. BORGWORM | 15 | 23 | 33 | 30 | 55 | 95 | 111 | 119 | 120 | 79 | 50 | 54 |
| LIMBURG | 1.864 | 2.149 | 2.346 | 2.683 | 3.294 | 3.969 | 3.982 | 3.465 | 2.758 | 2.104 | 2.006 | 1.958 |
| ARR. HASSELT | 980 | 1.193 | 1.317 | 1.500 | 1.804 | 1.984 | 1.943 | 1.633 | 1.283 | 883 | 835 | 912 |
| ARR. MAASEIK | 452 | 470 | 537 | 573 | 713 | 987 | 975 | 925 | 788 | 634 | 643 | 573 |
| ARR. TONGEREN | 432 | 486 | 492 | 610 | 777 | 998 | 1.064 | 907 | 687 | 587 | 528 | 473 |
| LUXEMBURG | 253 | 256 | 288 | 256 | 426 | 660 | 640 | 665 | 598 | 533 | 342 | 301 |
| ARR. AARLEN | 106 | 91 | 108 | 98 | 166 | 324 | 285 | 311 | 252 | 231 | 151 | 141 |
| ARR. BASTENAKEN | 30 | 27 | 38 | 39 | 45 | 70 | 69 | 72 | 48 | 47 | 33 | 18 |
| ARR. MARCHE-EN-FAMENNE | 35 | 57 | 45 | 35 | 56 | 72 | 80 | 79 | 56 | 64 | 41 | 35 |
| ARR. NEUFCHATEAU | 34 | 30 | 33 | 23 | 69 | 86 | 75 | 76 | 79 | 58 | 29 | 28 |
| ARR. VIRTON | 48 | 51 | 64 | 61 | 90 | 108 | 131 | 127 | 163 | 133 | 88 | 79 |
| PROV. NAMEN | 405 | 423 | 508 | 601 | 959 | 1.230 | 1.312 | 1.241 | 1.109 | 854 | 574 | 526 |
| ARR. DINANT | 56 | 52 | 66 | 60 | 107 | 156 | 200 | 181 | 146 | 145 | 102 | 90 |
| ARR. NAMEN | 321 | 342 | 398 | 464 | 775 | 997 | 989 | 930 | 807 | 592 | 398 | 375 |
| ARR. PHILIPPEVILLE | 28 | 29 | 44 | 77 | 77 | 77 | 123 | 130 | 156 | 117 | 74 | 61 |
| PROV. OOST-VLAANDEREN | 1.842 | 1.772 | 1.800 | 1.629 | 1.871 | 2.504 | 2.431 | 2.041 | 1.616 | 1.384 | 1.143 | 809 |
| ARR. AALST | 115 | 98 | 92 | 89 | 138 | 234 | 238 | 170 | 143 | 109 | 77 | 67 |
| ARR. DENDERMONDE | 166 | 161 | 163 | 184 | 179 | 188 | 187 | 176 | 143 | 109 | 81 | 53 |
| ARR. EEKLO | 27 | 34 | 29 | 35 | 68 | 99 | 122 | 112 | 99 | 123 | 80 | 59 |
| ARR. GENT | 972 | 901 | 891 | 821 | 972 | 1.329 | 1.288 | 1.047 | 802 | 650 | 558 | 365 |
| ARR. OUDENAARDE | 114 | 117 | 108 | 104 | 82 | 102 | 122 | 120 | 97 | 88 | 76 | 45 |
| ARR. SINT-NIKLAAS | 448 | 461 | 517 | 396 | 432 | 552 | 474 | 416 | 332 | 305 | 271 | 220 |
| PROV. WEST-VLAANDEREN | 512 | 393 | 417 | 385 | 684 | 1.290 | 1.103 | 1.097 | 1.169 | 982 | 606 | 436 |
| ARR. BRUGGE | 86 | 60 | 74 | 67 | 176 | 352 | 279 | 259 | 218 | 226 | 151 | 128 |
| ARR. DIKSMUIDE | 8 | 9 | 5 | 5 | 16 | 19 | 19 | 13 | 25 | 16 | 8 | 5 |
| ARR. IEPER | 44 | 37 | 33 | 41 | 46 | 114 | 94 | 143 | 174 | 139 | 65 | 55 |
| ARR. KORTRIJK | 221 | 158 | 176 | 137 | 227 | 383 | 363 | 348 | 389 | 278 | 154 | 105 |
| ARR. OOSTENDE | 66 | 44 | 47 | 53 | 112 | 187 | 152 | 154 | 153 | 148 | 98 | 72 |
| ARR. ROESELARE | 32 | 29 | 30 | 27 | 39 | 88 | 83 | 53 | 75 | 57 | 32 | 17 |
| ARR. TIELT | 29 | 35 | 31 | 35 | 18 | 41 | 40 | 46 | 34 | 29 | 21 | 22 |
| ARR. VEURNE | 26 | 21 | 21 | 20 | 50 | 106 | 73 | 81 | 101 | 89 | 77 | 32 |

| N.I.S. BEVOLKING OP 1-1-1994 | | TABEL OO.04 B M VREEMDE BEVOLKING NAAR GESLACHT, LEEFTIJDGROEPEN EN LEEFTIJDKlassen - MANNELIJKE BEVOLKING - | | | | | | | | | | BLZ. 1.- FOL. 2.- | | ARRONDISSEMENTEN | |
|------------------------------------|---------------|---|---------------|---------------|---------------|---------------|--------------------|----------------|---------------|--------------------|---------------|------------------------------|--|------------------|--|
| LEEFTIJDGROEP | | | | | | | | LEEFTIJDKlasse | | | ALGE- MEEN | WOONPLAATS | | | |
| 60-64 JAAR | 65-69 JAAR | 70-74 JAAR | 75-79 JAAR | 80-84 JAAR | 85-89 JAAR | 90-94 JAAR | 95 JAAR EN MEER | 0-14 JAAR | 15-64 JAAR | 65 JAAR EN MEER | TOTAAL | | | | |
| 20.491 | 16.270 | 10.732 | 4.332 | 2.677 | 1.042 | 280 | 66 | 87.813 | 372.401 | 35.399 | 495.613 | HET RIJK | | | |
| 5.117 | 3.163 | 1.864 | 780 | 498 | 260 | 77 | 15 | 31.643 | 108.039 | 6.657 | 146.339 | BRUSSELS HOOFDSTEDELIJK GEW. | | | |
| 5.859 | 4.168 | 2.905 | 1.364 | 777 | 322 | 76 | 21 | 31.154 | 114.408 | 9.633 | 155.195 | VLAAMS GEWEST | | | |
| 9.515 | 8.939 | 5.963 | 2.188 | 1.402 | 460 | 127 | 30 | 25.016 | 149.954 | 19.109 | 194.079 | WAALS GEWEST | | | |
| 252 | 193 | 131 | 69 | 36 | 19 | 4 | - | 874 | 4.457 | 452 | 5.783 | WAARVAN DUITSTALIGE GEMEENS | | | |
| 2.219 | 1.552 | 1.059 | 543 | 346 | 151 | 34 | 10 | 12.851 | 41.295 | 3.695 | 57.841 | PROV. ANTWERPEN | | | |
| 1.582 | 1.079 | 745 | 384 | 267 | 112 | 26 | 10 | 9.950 | 31.414 | 2.623 | 43.987 | ARR. ANTWERPEN | | | |
| 136 | 100 | 71 | 34 | 14 | 5 | - | - | 1.948 | 3.706 | 224 | 5.878 | ARR. MECHELEN | | | |
| 501 | 373 | 243 | 125 | 65 | 34 | 8 | - | 953 | 6.175 | 848 | 7.976 | ARR. TURNHOUT | | | |
| 6.523 | 4.198 | 2.539 | 1.069 | 655 | 326 | 92 | 19 | 39.650 | 141.261 | 8.898 | 189.809 | BRABANT | | | |
| 5.117 | 3.163 | 1.864 | 780 | 498 | 260 | 77 | 15 | 31.643 | 108.039 | 6.657 | 146.339 | ARR. BRUSSEL-HOOFDSTAD | | | |
| 650 | 477 | 293 | 115 | 56 | 28 | 2 | 1 | 3.477 | 13.570 | 972 | 18.019 | ARR. HALLE-VILVOORDE | | | |
| 246 | 156 | 102 | 54 | 30 | 14 | 7 | - | 1.731 | 7.400 | 363 | 9.494 | ARR. LEUVEN | | | |
| 510 | 402 | 280 | 120 | 71 | 24 | 6 | 3 | 2.799 | 12.252 | 906 | 15.957 | ARR. NIJVEL | | | |
| 4.631 | 4.551 | 2.951 | 1.055 | 666 | 221 | 59 | 20 | 10.967 | 70.598 | 9.523 | 91.088 | HENEGOUWEN | | | |
| 93 | 110 | 66 | 30 | 11 | 6 | 1 | 1 | 246 | 1.684 | 225 | 2.155 | ARR. AAT | | | |
| 2.071 | 2.077 | 1.294 | 472 | 251 | 85 | 27 | 5 | 4.626 | 30.078 | 4.211 | 38.915 | ARR. CHARLEROI | | | |
| 957 | 967 | 630 | 219 | 161 | 41 | 6 | 5 | 2.704 | 14.554 | 2.029 | 19.287 | ARR. BERGEN | | | |
| 206 | 153 | 119 | 37 | 40 | 20 | 7 | 1 | 787 | 4.023 | 377 | 5.187 | ARR. MOESKROEN | | | |
| 646 | 593 | 395 | 149 | 98 | 21 | 4 | 4 | 1.475 | 10.028 | 1.264 | 12.767 | ARR. ZINNIK | | | |
| 474 | 458 | 308 | 103 | 70 | 25 | 6 | 1 | 532 | 6.112 | 971 | 7.615 | ARR. THUIN | | | |
| 184 | 193 | 139 | 45 | 35 | 23 | 8 | 3 | 597 | 4.119 | 446 | 5.162 | ARR. DOORNIK | | | |
| 3.579 | 3.261 | 2.200 | 822 | 526 | 162 | 38 | 6 | 9.117 | 53.482 | 7.015 | 69.614 | PROV. LUIK | | | |
| 132 | 128 | 96 | 35 | 28 | 5 | 4 | - | 277 | 2.060 | 296 | 2.633 | ARR. HOEI | | | |
| 2.792 | 2.588 | 1.760 | 627 | 404 | 114 | 23 | 5 | 6.414 | 40.261 | 5.521 | 52.196 | ARR. LUIK | | | |
| 613 | 488 | 304 | 147 | 82 | 38 | 8 | 1 | 2.355 | 10.406 | 1.068 | 13.829 | ARR. VERVIERS | | | |
| 42 | 57 | 40 | 13 | 12 | 5 | 3 | - | 71 | 755 | 130 | 956 | ARR. BORGWORM | | | |
| 1.767 | 1.297 | 840 | 368 | 170 | 50 | 7 | 2 | 6.359 | 27.986 | 2.734 | 37.079 | LIMBURG | | | |
| 805 | 579 | 346 | 129 | 54 | 7 | 2 | 1 | 3.490 | 13.582 | 1.118 | 18.190 | ARR. HASSELT | | | |
| 500 | 369 | 285 | 158 | 75 | 27 | 5 | - | 1.459 | 7.311 | 919 | 9.689 | ARR. MAASEIK | | | |
| 462 | 349 | 209 | 81 | 41 | 16 | - | 1 | 1.410 | 7.093 | 697 | 9.200 | ARR. TONGEREN | | | |
| 239 | 192 | 145 | 69 | 50 | 22 | 9 | 1 | 797 | 4.660 | 488 | 5.945 | LUXEMBURG | | | |
| 112 | 91 | 60 | 27 | 26 | 11 | 4 | - | 305 | 2.071 | 219 | 2.595 | ARR. AARLEN | | | |
| 22 | 15 | 14 | 9 | 5 | 2 | 1 | - | 95 | 463 | 46 | 604 | ARR. BASTENAKEN | | | |
| 34 | 26 | 23 | 9 | 2 | 5 | 2 | - | 137 | 552 | 67 | 756 | ARR. MARCHE-EN-FAMENNE | | | |
| 22 | 16 | 13 | 9 | 4 | - | 2 | - | 97 | 545 | 44 | 686 | ARR. NEUFCHATEAU | | | |
| 49 | 44 | 35 | 15 | 13 | 4 | - | 1 | 163 | 1.029 | 112 | 1.304 | ARR. VIRTON | | | |
| 556 | 533 | 387 | 122 | 89 | 31 | 15 | - | 1.336 | 8.962 | 1.177 | 11.475 | PROV. NAMEN | | | |
| 89 | 74 | 64 | 26 | 17 | 7 | 3 | - | 174 | 1.276 | 191 | 1.641 | ARR. DINANT | | | |
| 416 | 380 | 269 | 77 | 56 | 18 | 11 | - | 1.061 | 6.743 | 811 | 8.615 | ARR. NAMEN | | | |
| 51 | 79 | 54 | 19 | 16 | 6 | 1 | - | 101 | 943 | 175 | 1.219 | ARR. PHILIPPEVILLE | | | |
| 645 | 389 | 320 | 153 | 97 | 42 | 11 | 5 | 5.414 | 16.073 | 1.017 | 22.504 | PROV. OOST-VLAANDEREN | | | |
| 50 | 42 | 29 | 11 | 8 | 3 | - | - | 305 | 1.315 | 93 | 1.713 | ARR. AALST | | | |
| 50 | 25 | 17 | 14 | 7 | 2 | - | - | 490 | 1.350 | 65 | 1.905 | ARR. DENDERMONDE | | | |
| 57 | 44 | 34 | 18 | 13 | 10 | 2 | 1 | 90 | 854 | 122 | 1.066 | ARR. EEKLO | | | |
| 279 | 168 | 152 | 71 | 40 | 13 | 7 | 4 | 2.764 | 8.111 | 455 | 11.330 | ARR. GENT | | | |
| 40 | 23 | 13 | 10 | 3 | 2 | - | - | 339 | 876 | 51 | 1.266 | ARR. OUDENAARDE | | | |
| 169 | 87 | 75 | 29 | 26 | 12 | 2 | - | 1.426 | 3.567 | 231 | 5.224 | ARR. SINT-NIKLAAS | | | |
| 332 | 297 | 291 | 131 | 78 | 37 | 15 | 3 | 1.322 | 8.084 | 852 | 10.258 | PROV. WEST-VLAANDEREN | | | |
| 87 | 106 | 94 | 50 | 28 | 10 | 6 | 1 | 220 | 1.943 | 295 | 2.458 | ARR. BRUGGE | | | |
| 5 | 3 | 2 | 1 | - | 1 | - | - | 22 | 131 | 7 | 160 | ARR. DIKSMUIDE | | | |
| 34 | 28 | 24 | 14 | 9 | 3 | 1 | - | 114 | 905 | 79 | 1.098 | ARR. IEPER | | | |
| 87 | 55 | 54 | 14 | 12 | 10 | 1 | - | 555 | 2.471 | 146 | 3.172 | ARR. KORTRIJK | | | |
| 71 | 56 | 70 | 33 | 16 | 8 | 4 | 1 | 157 | 1.200 | 188 | 1.545 | ARR. OOSTENDE | | | |
| 12 | 15 | 11 | 6 | 3 | 3 | 1 | - | 91 | 483 | 39 | 613 | ARR. ROESELARE | | | |
| 9 | 6 | 8 | 2 | 1 | - | - | - | 95 | 295 | 17 | 407 | ARR. TIELT | | | |
| 27 | 28 | 28 | 11 | 9 | 2 | 2 | 1 | 68 | 656 | 81 | 805 | ARR. VEURNE | | | |

| WOONPLAATS | LEEFTIJDGROEP | | | | | | | | | | | |
|----------------------|---------------|-------------|---------------|---------------|---------------|---------------|---------------|---------------|---------------|---------------|---------------|---------------|
| | 0-4 JAAR | 5-9 JAAR | 10-14 JAAR | 15-19 JAAR | 20-24 JAAR | 25-29 JAAR | 30-34 JAAR | 35-39 JAAR | 40-44 JAAR | 45-49 JAAR | 50-54 JAAR | 55-59 JAAR |
| HET RIJK | 27.860 | 29.163 | 30.790 | 32.221 | 41.709 | 52.756 | 53.530 | 47.908 | 40.266 | 33.227 | 26.622 | 23.671 |
| PROV. ANTWERPEN | 4.479 | 4.272 | 4.100 | 3.676 | 4.438 | 5.956 | 6.078 | 5.014 | 4.115 | 3.686 | 3.353 | 2.760 |
| ARR. ANTWERPEN | 3.487 | 3.319 | 3.144 | 2.858 | 3.459 | 4.595 | 4.616 | 3.813 | 3.125 | 2.788 | 2.522 | 2.056 |
| AARTSELAAR | 6 | 1 | 3 | 4 | 17 | 21 | 17 | 18 | 12 | 19 | 9 | 5 |
| ANTWERPEN | 3.047 | 2.854 | 2.677 | 2.359 | 2.807 | 3.712 | 3.644 | 2.872 | 2.212 | 1.890 | 1.687 | 1.428 |
| BOECHOUT | 5 | 4 | - | 9 | 7 | 19 | 14 | 13 | 8 | 9 | 7 | 4 |
| BOOM | 49 | 43 | 41 | 48 | 41 | 45 | 49 | 37 | 27 | 20 | 19 | 29 |
| BORSBEEK | 10 | 8 | 4 | 3 | 4 | 28 | 18 | 13 | 15 | 14 | 8 | 6 |
| BRASSCHAAT | 59 | 70 | 71 | 58 | 82 | 96 | 100 | 123 | 109 | 135 | 125 | 85 |
| BRECHT | 20 | 15 | 11 | 13 | 23 | 39 | 39 | 44 | 39 | 27 | 36 | 22 |
| EDEGEM | 16 | 17 | 17 | 20 | 14 | 29 | 46 | 35 | 40 | 28 | 18 | 13 |
| ESSEN | 21 | 29 | 42 | 50 | 79 | 93 | 111 | 93 | 94 | 101 | 94 | 57 |
| HEMIKSEM | 12 | 7 | 9 | 6 | 14 | 12 | 20 | 12 | 13 | 8 | 7 | 2 |
| HOVE | 2 | 4 | 2 | 3 | 4 | 6 | 7 | 13 | 7 | 5 | 2 | 5 |
| KALMTHOUT | 19 | 29 | 30 | 40 | 48 | 67 | 75 | 64 | 71 | 74 | 72 | 68 |
| KAPellen | 33 | 37 | 42 | 44 | 46 | 52 | 57 | 54 | 94 | 83 | 108 | 76 |
| KONTICH | 24 | 24 | 23 | 25 | 23 | 26 | 29 | 30 | 25 | 22 | 11 | 18 |
| LINT | 4 | 2 | 3 | 5 | 6 | 7 | 9 | 5 | 7 | 4 | 7 | 2 |
| MALLE | 7 | 3 | 8 | 4 | 6 | 13 | 15 | 27 | 14 | 10 | 11 | 11 |
| MORTSEL | 13 | 26 | 13 | 19 | 22 | 40 | 40 | 42 | 36 | 26 | 20 | 29 |
| NIEL | 10 | 9 | 9 | 10 | 13 | 6 | 13 | 12 | 11 | 9 | 5 | 3 |
| RANST | 5 | 6 | 5 | 2 | 11 | 13 | 12 | 11 | 9 | 13 | 8 | 5 |
| RUMST | 9 | 6 | 7 | 8 | 5 | 13 | 14 | 12 | 17 | 9 | 11 | 3 |
| SCHELLE | 7 | 4 | 5 | 8 | 3 | 9 | 5 | 6 | 11 | 2 | 10 | 3 |
| SCHILDE | 22 | 33 | 31 | 31 | 43 | 29 | 41 | 50 | 49 | 64 | 64 | 40 |
| SCHOTEN | 32 | 28 | 36 | 34 | 40 | 59 | 67 | 73 | 73 | 76 | 61 | 46 |
| STABROEK | 13 | 14 | 14 | 16 | 20 | 35 | 28 | 26 | 37 | 39 | 23 | 28 |
| WIJNEGEM | 4 | 2 | 5 | 5 | 3 | 10 | 12 | 13 | 9 | 4 | 4 | 2 |
| WOMMELGEM | 5 | 7 | 3 | 5 | 13 | 18 | 19 | 16 | 10 | 9 | 14 | 6 |
| WUUSTWEZEL | 8 | 8 | 8 | 9 | 24 | 46 | 45 | 43 | 43 | 33 | 38 | 19 |
| ZANDHOVEN | 2 | 6 | 4 | 1 | 5 | 8 | 13 | 8 | 4 | 10 | 8 | 5 |
| ZOERSEL | 14 | 8 | 9 | 9 | 19 | 15 | 30 | 25 | 12 | 29 | 22 | 22 |
| ZWIJNDRECHT | 9 | 15 | 12 | 10 | 17 | 29 | 27 | 23 | 17 | 16 | 13 | 14 |
| ARR. MECHELEN | 675 | 658 | 615 | 467 | 450 | 531 | 561 | 471 | 367 | 276 | 249 | 198 |
| BERLAAR | 1 | 2 | 3 | - | 3 | 4 | 5 | 4 | 4 | 4 | 2 | 1 |
| BONHEIDEN | 4 | 5 | 2 | 1 | 6 | 7 | 13 | 16 | 4 | 10 | 7 | 5 |
| BORNEM | 28 | 19 | 15 | 19 | 28 | 29 | 31 | 13 | 19 | 13 | 12 | 6 |
| DUFFEL | 7 | 7 | 14 | 5 | 6 | 9 | 11 | 12 | 11 | 14 | 9 | 6 |
| HEIST-OP-DEN-BERG | 4 | 3 | 6 | 5 | 10 | 16 | 15 | 19 | 17 | 5 | 11 | 6 |
| LIER | 70 | 63 | 97 | 54 | 70 | 67 | 50 | 67 | 47 | 39 | 36 | 18 |
| MECHELEN | 450 | 450 | 342 | 295 | 225 | 307 | 312 | 243 | 185 | 121 | 123 | 114 |
| NIJLEN | 2 | 6 | 3 | 4 | 6 | 9 | 11 | 9 | 7 | 8 | 6 | 7 |
| PUTTE | 7 | 5 | 6 | 1 | 7 | 10 | 9 | 8 | 7 | 8 | 1 | 4 |
| PUURS | 7 | 2 | 7 | 3 | 8 | 9 | 19 | 9 | 7 | 6 | 3 | 4 |
| SINT-AMANDS | 10 | 20 | 18 | 8 | 15 | 6 | 14 | 16 | 5 | 6 | 4 | 3 |
| SINT-KATELIJNE-WAVER | 17 | 16 | 18 | 13 | 10 | 10 | 11 | 17 | 14 | 9 | 6 | 5 |
| WILLEBROEK | 68 | 60 | 84 | 59 | 56 | 48 | 60 | 38 | 40 | 33 | 29 | 19 |
| ARR. TURNHOUT | 317 | 295 | 341 | 351 | 529 | 830 | 901 | 730 | 623 | 622 | 582 | 506 |
| ARENDONK | 19 | 12 | 14 | 17 | 13 | 33 | 33 | 30 | 26 | 25 | 19 | 16 |
| BAARLE-HERTOG | 13 | 12 | 12 | 18 | 38 | 32 | 48 | 34 | 32 | 33 | 39 | 28 |
| BALen | 5 | 6 | 9 | 7 | 12 | 14 | 21 | 12 | 9 | 11 | 12 | 8 |
| BEERSE | 13 | 10 | 11 | 7 | 10 | 24 | 22 | 20 | 27 | 10 | 16 | 22 |
| DESSEL | 3 | 4 | 6 | 9 | 4 | 16 | 14 | 5 | 4 | 12 | 11 | 8 |
| GEEL | 21 | 21 | 17 | 20 | 37 | 48 | 40 | 38 | 32 | 15 | 29 | 26 |
| GROBBENDONK | 2 | 3 | 2 | 2 | 10 | 14 | 13 | 14 | 7 | 8 | 4 | 11 |
| HERENTALS | 8 | 7 | 16 | 7 | 14 | 32 | 43 | 22 | 21 | 24 | 21 | 12 |
| HERENTHOUT | 2 | - | 1 | 1 | 2 | 4 | 7 | 6 | 5 | 3 | 1 | 3 |
| HERSELT | 2 | 2 | 3 | - | 3 | 6 | 1 | 12 | 2 | 3 | 2 | - |
| HOOGSTRATEN | 36 | 16 | 32 | 38 | 63 | 121 | 123 | 121 | 96 | 102 | 111 | 78 |
| HULSHOUT | - | - | 2 | 1 | 5 | 2 | 8 | 2 | 3 | 3 | 3 | 1 |
| KASTERLEE | 15 | 9 | 9 | 8 | 8 | 14 | 15 | 25 | 26 | 18 | 14 | 14 |
| LAAKDAL | 4 | 8 | 4 | 5 | 5 | 8 | 12 | 13 | 10 | 8 | 6 | 6 |
| LILLE | 4 | 2 | 9 | 10 | 11 | 12 | 18 | 15 | 13 | 12 | 4 | 6 |
| MEERHOUT | 5 | 2 | - | 3 | 2 | 3 | 8 | 8 | 5 | 3 | 4 | 1 |

| N.I.S. BEVOLKING OP 1-1-1994 | | TABEL 00.04 B M VREEMDE BEVOLKING NAAR GESLACHT, LEEFTIJDGROEPEN EN LEEFTIJDKLASSEN - MANNELIJKE BEVOLKING - | | | | | | | BLZ. 1.- FOL. 2.- | | | ALLE ADMINISTRATIEVE EENHEDEN |
|------------------------------------|---------------|---|---------------|---------------|---------------|---------------|--------------------|----------------|-------------------|--------------------|----------|-------------------------------|
| LEEFTIJDGROEP | | | | | | | | LEEFTIJDKLASSE | | | ALGEMEEN | WOONPLAATS |
| 60-64 JAAR | 65-69 JAAR | 70-74 JAAR | 75-79 JAAR | 80-84 JAAR | 85-89 JAAR | 90-94 JAAR | 95 JAAR EN MEER | 0-14 JAAR | 15-64 JAAR | 65 JAAR EN MEER | TOTAAL | |
| 20.491 | 16.270 | 10.732 | 4.332 | 2.677 | 1.042 | 280 | 66 | 87.813 | 372.401 | 35.399 | 495.613 | HET RIJK |
| 2.219 | 1.552 | 1.059 | 543 | 346 | 151 | 34 | 10 | 12.851 | 41.295 | 3.695 | 57.841 | PROV. ANTWERPEN |
| 1.582 | 1.079 | 745 | 384 | 267 | 112 | 26 | 10 | 9.950 | 31.414 | 2.623 | 43.987 | ARR. ANTWERPEN |
| 5 | 3 | 5 | 1 | - | 2 | - | - | 10 | 127 | 11 | 148 | AARTSELAAR |
| 983 | 617 | 433 | 221 | 163 | 77 | 19 | 9 | 8.578 | 23.594 | 1.539 | 33.711 | ANTWERPEN |
| 10 | 2 | 3 | 2 | 2 | 1 | - | - | 9 | 100 | 10 | 119 | BOECHOUT |
| 10 | 9 | 6 | 3 | - | - | - | - | 133 | 325 | 18 | 476 | BOOM |
| 8 | 4 | 5 | 2 | 2 | 1 | - | - | 22 | 117 | 14 | 153 | BORSBEEK |
| 82 | 75 | 42 | 21 | 13 | 6 | - | - | 200 | 995 | 157 | 1.352 | BRASSCHAAT |
| 17 | 18 | 10 | 4 | 6 | 1 | 1 | - | 46 | 299 | 40 | 385 | BRECHT |
| 12 | 9 | 9 | 4 | 3 | 1 | - | - | 50 | 255 | 26 | 331 | EDEGEM |
| 68 | 60 | 29 | 16 | 12 | 1 | 2 | - | 92 | 840 | 120 | 1.052 | ESSEN |
| 3 | 5 | 5 | 1 | - | - | - | - | 28 | 97 | 11 | 136 | HEMIKSEM |
| 5 | 1 | 3 | 3 | 1 | - | - | - | 8 | 57 | 8 | 73 | HOVE |
| 55 | 47 | 37 | 18 | 12 | 4 | 1 | - | 78 | 634 | 119 | 831 | KALMTHOUT |
| 75 | 59 | 27 | 27 | 16 | 6 | - | 1 | 112 | 689 | 136 | 937 | KAPELLEN |
| 17 | 9 | 10 | - | 2 | 1 | - | - | 71 | 226 | 22 | 319 | KONTICH |
| 4 | 1 | - | - | - | - | - | - | 9 | 56 | 1 | 66 | LINT |
| 8 | 9 | 3 | - | 2 | - | - | - | 18 | 119 | 14 | 151 | MALLE |
| 18 | 16 | 20 | 7 | 5 | 2 | 2 | - | 52 | 292 | 52 | 396 | MORTSEL |
| 5 | 1 | 2 | 1 | 1 | - | - | - | 28 | 87 | 5 | 120 | NIEL |
| 5 | - | 2 | 1 | 2 | - | - | - | 16 | 89 | 5 | 110 | RANST |
| 6 | 3 | 5 | 1 | - | - | - | - | 22 | 98 | 9 | 129 | RUMST |
| 2 | 3 | 1 | 2 | - | - | - | - | 16 | 59 | 6 | 81 | SCHELLE |
| 51 | 38 | 32 | 8 | 7 | 1 | 1 | - | 86 | 462 | 87 | 635 | SCHILDE |
| 47 | 36 | 24 | 16 | 5 | 1 | - | - | 96 | 576 | 82 | 754 | SCHOTEN |
| 13 | 7 | 2 | 4 | 2 | - | - | - | 41 | 265 | 15 | 321 | STABROEK |
| 8 | 8 | 3 | - | - | - | - | - | 11 | 70 | 11 | 92 | WIJNEGEM |
| 4 | 1 | 1 | 1 | - | - | - | - | 15 | 114 | 3 | 132 | WOMMELGEM |
| 23 | 11 | 11 | 9 | 6 | 4 | - | - | 24 | 323 | 41 | 388 | WUUSTWEZEL |
| 7 | 6 | - | 1 | 1 | 1 | - | - | 12 | 69 | 9 | 90 | ZANDHOVEN |
| 24 | 14 | 8 | 5 | 3 | 2 | - | - | 31 | 207 | 32 | 270 | ZOERSEL |
| 7 | 7 | 7 | 5 | 1 | - | - | - | 36 | 173 | 20 | 229 | ZWIJNDRECHT |
| 136 | 100 | 71 | 34 | 14 | 5 | - | - | 1.948 | 3.706 | 224 | 5.878 | ARR. MECHELEN |
| - | 1 | 1 | - | - | - | - | - | 6 | 27 | 2 | 35 | BERLAAR |
| 4 | 5 | - | 2 | - | - | - | - | 11 | 73 | 7 | 91 | BONHEIDEN |
| 5 | 4 | 2 | 5 | 1 | - | - | - | 62 | 175 | 12 | 249 | BORNEM |
| 2 | 2 | 2 | - | 1 | - | - | - | 28 | 85 | 5 | 118 | DUFFEL |
| 5 | 4 | 5 | 2 | - | - | - | - | 13 | 109 | 11 | 133 | HEIST-OP-DEN-BERG |
| 11 | 12 | 10 | 3 | 2 | 1 | - | - | 230 | 459 | 28 | 717 | LIER |
| 75 | 57 | 35 | 15 | 7 | 2 | - | - | 1.242 | 2.000 | 116 | 3.358 | MECHELEN |
| 3 | - | 2 | 1 | - | - | - | - | 11 | 70 | 3 | 84 | NIJLEN |
| 2 | 1 | - | - | - | - | - | - | 18 | 57 | 1 | 76 | PUTTE |
| 4 | 2 | 1 | 1 | - | - | - | - | 16 | 72 | 4 | 92 | PUURS |
| 5 | 4 | 4 | - | - | - | - | - | 48 | 82 | 8 | 138 | SINT-AMANDS |
| 5 | 6 | 3 | 1 | 1 | - | - | - | 51 | 100 | 11 | 162 | SINT-KATELIJNE-WAVER |
| 15 | 2 | 6 | 4 | 2 | 2 | - | - | 212 | 397 | 16 | 625 | WILLEBROEK |
| 501 | 373 | 243 | 125 | 65 | 34 | 8 | - | 953 | 6.175 | 848 | 7.976 | ARR. TURNHOUT |
| 21 | 15 | 6 | 2 | 1 | - | - | - | 45 | 233 | 24 | 302 | ARENDONK |
| 22 | 20 | 20 | 14 | 5 | 2 | 1 | - | 37 | 324 | 62 | 423 | BAARLE-HERTOG |
| 10 | 3 | 5 | - | - | - | - | - | 20 | 116 | 8 | 144 | BALEN |
| 9 | 13 | 1 | 1 | - | - | - | - | 34 | 167 | 15 | 216 | BEERSE |
| 7 | 6 | 1 | - | 1 | - | - | - | 13 | 90 | 8 | 111 | DESSEL |
| 17 | 21 | 8 | 3 | 3 | 4 | 1 | - | 59 | 302 | 40 | 401 | GEEL |
| 8 | 2 | 2 | - | 1 | - | - | - | 7 | 91 | 5 | 103 | GROBBENDONK |
| 14 | 7 | 8 | 5 | 1 | 1 | 1 | - | 31 | 210 | 23 | 264 | HERENTALS |
| - | 1 | - | - | - | - | - | - | 3 | 32 | 1 | 36 | HERENTHOUT |
| 5 | 1 | 1 | - | 3 | - | - | - | 7 | 34 | 5 | 46 | HERSELT |
| 83 | 57 | 40 | 21 | 12 | 8 | 2 | - | 84 | 936 | 140 | 1.160 | HOOGSTRATEN |
| - | 1 | 1 | - | - | - | - | - | 2 | 28 | 2 | 32 | HULSHOUT |
| 9 | 7 | 7 | 4 | - | - | - | - | 33 | 151 | 18 | 202 | KASTERLEE |
| 6 | 1 | - | - | - | 1 | - | - | 16 | 79 | 2 | 97 | LAAKDAL |
| 9 | 2 | 2 | 1 | 1 | 2 | - | - | 15 | 110 | 8 | 133 | LILLE |
| 2 | 1 | - | - | - | - | - | - | 7 | 39 | 1 | 47 | MEERHOUT |

| N.I.S. BEVOLKING OP 1-1-1994 | TABEL 00.04 B M BLZ. 2.- FOL. 1.- | | | | | | | | | | ALLE ADMINISTRATIEVE EENHEDEN | |
|------------------------------------|---|---------------|---------------|---------------|---------------|---------------|---------------|---------------|---------------|---------------|-------------------------------|---------------|
| | VREEMDE BEVOLKING NAAR GESLACHT, LEEFTIJDGROEPEN EN LEEFTIJDKlassen - MANNELIJKE BEVOLKING - | | | | | | | | | | | |
| WOONPLAATS | LEEFTIJDGROEP | | | | | | | | | | | |
| | 0-4 JAAR | 5-9 JAAR | 10-14 JAAR | 15-19 JAAR | 20-24 JAAR | 25-29 JAAR | 30-34 JAAR | 35-39 JAAR | 40-44 JAAR | 45-49 JAAR | 50-54 JAAR | 55-59 JAAR |
| MERKSPAS | 4 | 5 | 12 | 5 | 4 | 14 | 21 | 23 | 8 | 17 | 7 | 6 |
| MOL | 44 | 55 | 51 | 59 | 51 | 86 | 76 | 58 | 63 | 55 | 42 | 45 |
| OLEN | 3 | 5 | 4 | - | 4 | 9 | 8 | 8 | 4 | 9 | 3 | 2 |
| OUD-TURNHOUT | 10 | 12 | 13 | 17 | 32 | 27 | 28 | 21 | 31 | 41 | 43 | 44 |
| RAVELS | 42 | 39 | 30 | 39 | 61 | 95 | 114 | 98 | 77 | 85 | 90 | 68 |
| RETIE | 4 | 1 | 13 | 6 | 6 | 17 | 21 | 4 | 14 | 9 | 12 | 12 |
| RIJKEVORSEL | 5 | 4 | 6 | - | 12 | 14 | 23 | 16 | 6 | 8 | 9 | 8 |
| TURNHOUT | 45 | 46 | 55 | 52 | 98 | 155 | 149 | 95 | 72 | 74 | 57 | 65 |
| VORSELAAR | 1 | - | 1 | - | 4 | 3 | 6 | 6 | 4 | 1 | 3 | 1 |
| VOSELAAR | 2 | 6 | 5 | 7 | 10 | 15 | 7 | 12 | 18 | 22 | 11 | 13 |
| WESTERLO | 5 | 8 | 4 | 13 | 10 | 12 | 22 | 12 | 8 | 11 | 9 | 2 |
| BRABANT | 12.980 | 13.143 | 13.527 | 13.404 | 16.310 | 20.616 | 20.608 | 17.762 | 14.969 | 12.486 | 10.000 | 8.583 |
| ARR. BRUSSEL-HOOFDSTAD | 10.459 | 10.433 | 10.751 | 10.563 | 12.878 | 16.644 | 16.146 | 13.204 | 10.798 | 8.773 | 7.362 | 6.554 |
| ANDERLECHT | 906 | 893 | 980 | 965 | 1.194 | 1.353 | 1.241 | 1.006 | 821 | 649 | 607 | 600 |
| OUDEGEM | 143 | 124 | 136 | 132 | 137 | 256 | 275 | 283 | 228 | 185 | 132 | 97 |
| SINT-AGATHA-BERCHEM | 81 | 63 | 66 | 88 | 84 | 139 | 152 | 107 | 121 | 83 | 45 | 48 |
| BRUSSEL | 1.910 | 1.917 | 1.936 | 1.888 | 2.211 | 2.917 | 2.804 | 2.204 | 1.860 | 1.506 | 1.347 | 1.178 |
| ETTERBEEK | 335 | 342 | 271 | 282 | 422 | 745 | 721 | 582 | 450 | 367 | 261 | 208 |
| EVERE | 194 | 200 | 189 | 126 | 176 | 265 | 288 | 223 | 168 | 130 | 102 | 79 |
| VORST | 500 | 521 | 572 | 506 | 648 | 763 | 722 | 647 | 526 | 412 | 359 | 340 |
| GANSHOREN | 63 | 62 | 62 | 61 | 89 | 128 | 139 | 142 | 102 | 66 | 40 | 50 |
| ELSENE | 651 | 591 | 555 | 559 | 1.227 | 2.193 | 2.181 | 1.620 | 1.180 | 856 | 615 | 510 |
| JETTE | 220 | 190 | 188 | 194 | 240 | 351 | 406 | 322 | 233 | 184 | 103 | 116 |
| KOEKELBERG | 186 | 170 | 195 | 161 | 238 | 319 | 245 | 223 | 148 | 128 | 105 | 85 |
| SINT-JANS-MOLENBEEK | 1.365 | 1.365 | 1.402 | 1.267 | 1.216 | 1.337 | 1.265 | 1.063 | 851 | 677 | 597 | 569 |
| SINT-GILLIS | 694 | 671 | 706 | 825 | 1.071 | 1.325 | 1.190 | 834 | 663 | 590 | 555 | 611 |
| SINT-JOOST-TEN-NODE | 612 | 604 | 562 | 559 | 629 | 798 | 682 | 536 | 369 | 287 | 256 | 228 |
| SCHAARBEEK | 1.568 | 1.629 | 1.820 | 1.853 | 1.911 | 2.087 | 1.857 | 1.527 | 1.239 | 1.056 | 1.013 | 897 |
| UKKEL | 401 | 455 | 555 | 522 | 607 | 678 | 741 | 796 | 778 | 650 | 517 | 428 |
| WATERMAAL-BOSVOORDE | 99 | 98 | 74 | 76 | 96 | 161 | 191 | 200 | 141 | 135 | 104 | 64 |
| SINT-LAMBRECHTS-WOLUWE | 285 | 281 | 240 | 255 | 384 | 502 | 638 | 489 | 483 | 416 | 272 | 205 |
| SINT-PIETERS-WOLUWE | 246 | 257 | 242 | 244 | 298 | 327 | 408 | 400 | 437 | 396 | 332 | 241 |
| ARR. HALLE-VILVOORDE | 1.078 | 1.170 | 1.229 | 1.207 | 1.259 | 1.500 | 1.717 | 1.855 | 1.765 | 1.585 | 1.120 | 912 |
| AFFLIGEM | 3 | 6 | 7 | 4 | 4 | 4 | 10 | 11 | 7 | 7 | 4 | 5 |
| ASSE | 28 | 24 | 29 | 30 | 28 | 55 | 66 | 64 | 50 | 41 | 29 | 22 |
| BEERSEL | 25 | 47 | 41 | 38 | 23 | 48 | 58 | 88 | 66 | 51 | 40 | 40 |
| BEVER | - | - | - | 1 | 1 | 2 | - | - | 3 | 4 | - | 2 |
| DILBEEK | 29 | 22 | 32 | 37 | 47 | 74 | 100 | 92 | 72 | 68 | 31 | 36 |
| DROGENBOS | 10 | 11 | 10 | 16 | 22 | 26 | 24 | 18 | 27 | 16 | 11 | 9 |
| GALMAARDEN | 7 | - | 4 | 2 | 4 | 2 | 5 | 3 | 4 | 3 | 6 | 1 |
| GOOIK | 1 | 2 | 2 | - | - | 4 | 8 | 6 | 2 | 3 | - | 4 |
| GRIMBERGEN | 31 | 33 | 42 | 53 | 64 | 99 | 104 | 87 | 77 | 82 | 39 | 39 |
| HALLE | 41 | 35 | 46 | 45 | 46 | 72 | 85 | 68 | 47 | 38 | 31 | 26 |
| HERNE | 1 | 5 | 2 | 2 | 2 | 8 | 6 | 5 | 3 | 6 | 3 | 4 |
| HOEILAART | 47 | 45 | 60 | 32 | 45 | 48 | 48 | 69 | 83 | 71 | 42 | 35 |
| KAMPENHOUT | 6 | 5 | 5 | 4 | 6 | 10 | 12 | 18 | 16 | 8 | 7 | 4 |
| KAPELLE-OP-DEN-BOS | 3 | - | 1 | 3 | 3 | 10 | 9 | 8 | 3 | 1 | 5 | 1 |
| KRAAINEM | 80 | 88 | 106 | 100 | 95 | 75 | 94 | 116 | 131 | 133 | 108 | 70 |
| LENNIK | 1 | 2 | 1 | 3 | 4 | 4 | 6 | 10 | 3 | 6 | 8 | 3 |
| LIEDEKERKE | 7 | 5 | - | - | 8 | 3 | 8 | 3 | 8 | 2 | 4 | 2 |
| LINKEBEEK | 7 | 10 | 8 | 7 | 16 | 10 | 17 | 31 | 13 | 17 | 18 | 7 |
| LONDERZEEL | 11 | 9 | 7 | 5 | 8 | 19 | 17 | 12 | 10 | 11 | 3 | 4 |
| MACHELEN | 30 | 26 | 28 | 31 | 32 | 50 | 38 | 49 | 30 | 22 | 25 | 14 |
| MEISE | 13 | 7 | 16 | 5 | 20 | 26 | 40 | 37 | 35 | 26 | 22 | 18 |
| MERCHTEM | 1 | 5 | 3 | 4 | 10 | 3 | 5 | 11 | 6 | 14 | 2 | 8 |
| OPWIJK | 6 | 5 | 1 | - | 5 | 6 | 11 | 4 | 4 | 3 | 1 | 3 |
| OVERIJSE | 169 | 186 | 187 | 182 | 169 | 148 | 139 | 206 | 263 | 241 | 198 | 158 |
| PEPINGEN | - | - | 1 | 1 | 2 | 2 | 4 | 2 | 3 | 1 | - | 1 |
| ROOSDAAL | 3 | 3 | 1 | - | 3 | 3 | 8 | 6 | 3 | 7 | 2 | 2 |
| SINT-GENESIUS-RODE | 93 | 119 | 126 | 138 | 103 | 99 | 96 | 121 | 151 | 152 | 110 | 75 |
| SINT-PIETERS-LEEUV | 43 | 56 | 49 | 54 | 86 | 101 | 136 | 127 | 84 | 83 | 40 | 39 |
| STEENOKKERZEEL | 7 | 10 | 5 | 8 | 4 | 18 | 17 | 18 | 14 | 19 | 11 | 4 |
| TERNAT | 2 | 3 | 3 | 2 | 5 | 8 | 11 | 10 | 11 | 6 | 4 | 1 |
| VILVOORDE | 155 | 155 | 161 | 152 | 169 | 188 | 196 | 218 | 162 | 138 | 104 | 106 |

| N.I.S. BEVOLKING OP 1-1-1994 | | TABEL 00.04 B M VREEMDE BEVOLKING NAAR GESLACHT, LEEFTIJDGROEPEN EN LEEFTIJDKlassen - MANNELIJKE BEVOLKING - | | | | | | | BLZ. 2.- FOL. 2.- | | | ALLE ADMINISTRATIEVE EENHEDEN | |
|------------------------------------|---------------|---|---------------|---------------|---------------|---------------|--------------------|----------------|-------------------|--------------------|---------------|-------------------------------|--|
| LEEFTIJDGROEP | | | | | | | | LEEFTIJDKlasse | | | ALGE- MEEN | WOONPLAATS | |
| 60-64 JAAR | 65-69 JAAR | 70-74 JAAR | 75-79 JAAR | 80-84 JAAR | 85-89 JAAR | 90-94 JAAR | 95 JAAR EN MEER | 0-14 JAAR | 15-64 JAAR | 65 JAAR EN MEER | TOTAAL | | |
| 14 | 3 | 3 | 2 | 4 | 1 | - | - | 21 | 119 | 13 | 153 | MERKSPAS | |
| 39 | 25 | 13 | 5 | 2 | 3 | - | - | 150 | 574 | 48 | 772 | MOL | |
| 3 | 2 | 1 | - | - | - | - | - | 12 | 50 | 3 | 65 | OLEN | |
| 58 | 33 | 15 | 12 | 4 | 1 | - | - | 35 | 342 | 65 | 442 | OUD-TURNHOUT | |
| 72 | 65 | 46 | 22 | 11 | 4 | 2 | - | 111 | 799 | 150 | 1.060 | RAVELS | |
| 7 | 8 | 3 | 1 | - | - | - | - | 18 | 108 | 12 | 138 | RETIE | |
| 9 | 7 | 3 | 2 | 1 | - | - | - | 15 | 105 | 13 | 133 | RIJKEVORSEL | |
| 62 | 56 | 39 | 25 | 13 | 4 | 1 | - | 146 | 879 | 138 | 1.163 | TURNHOUT | |
| 1 | 1 | 1 | - | - | - | - | - | 2 | 29 | 2 | 33 | VORSELAAR | |
| 8 | 11 | 15 | 2 | 1 | 1 | - | - | 13 | 123 | 30 | 166 | VOSSELAAR | |
| 6 | 4 | 2 | 3 | 1 | 2 | - | - | 17 | 105 | 12 | 134 | WESTERLO | |
| 6.523 | 4.198 | 2.539 | 1.069 | 655 | 326 | 92 | 19 | 39.650 | 141.261 | 8.898 | 189.809 | BRABANT | |
| 5.117 | 3.163 | 1.864 | 780 | 498 | 260 | 77 | 15 | 31.643 | 108.039 | 6.657 | 146.339 | ARR. BRUSSEL-HOOFDSTAD | |
| 534 | 332 | 152 | 53 | 48 | 13 | 3 | 1 | 2.779 | 8.970 | 602 | 12.351 | ANDERLECHT | |
| 75 | 56 | 42 | 14 | 10 | 2 | 1 | - | 403 | 1.800 | 125 | 2.328 | OUDEGEM | |
| 36 | 29 | 12 | 7 | 4 | 1 | - | - | 210 | 903 | 53 | 1.166 | SINT-AGATHA-BERCHEM | |
| 983 | 604 | 363 | 125 | 81 | 47 | 11 | 2 | 5.763 | 18.898 | 1.233 | 25.894 | BRUSSEL | |
| 158 | 102 | 70 | 27 | 24 | 13 | 2 | - | 948 | 4.196 | 238 | 5.382 | ETTERBEEK | |
| 60 | 35 | 32 | 15 | 7 | 4 | 2 | - | 583 | 1.617 | 95 | 2.295 | EVERE | |
| 290 | 178 | 105 | 31 | 23 | 12 | 3 | - | 1.593 | 5.213 | 352 | 7.158 | VORST | |
| 41 | 36 | 29 | 11 | 12 | 3 | - | - | 187 | 858 | 91 | 1.136 | GANSHOREN | |
| 343 | 222 | 163 | 80 | 48 | 32 | 9 | 3 | 1.797 | 11.284 | 557 | 13.638 | ELSENE | |
| 92 | 60 | 45 | 15 | 19 | 12 | 4 | - | 598 | 2.241 | 155 | 2.994 | JETTE | |
| 69 | 50 | 24 | 11 | 8 | 1 | 4 | 1 | 551 | 1.721 | 99 | 2.371 | KOEKELBERG | |
| 438 | 237 | 129 | 67 | 25 | 16 | 4 | 1 | 4.132 | 9.280 | 479 | 13.891 | SINT-JANS-MOLENBEEK | |
| 525 | 277 | 122 | 29 | 27 | 15 | 3 | 1 | 2.071 | 8.189 | 474 | 10.734 | SINT-GILLIS | |
| 180 | 101 | 47 | 29 | 14 | 3 | 5 | - | 1.778 | 4.524 | 199 | 6.501 | SINT-JOOST-TEN-NODE | |
| 710 | 424 | 218 | 105 | 54 | 30 | 11 | 5 | 5.017 | 14.150 | 847 | 20.014 | SCHAARBEEK | |
| 279 | 187 | 151 | 62 | 42 | 25 | 8 | 1 | 1.411 | 5.996 | 476 | 7.883 | UKKEL | |
| 42 | 31 | 24 | 18 | 8 | 9 | 1 | - | 271 | 1.210 | 91 | 1.572 | WATERMAAL-BOSVOORDE | |
| 129 | 107 | 68 | 41 | 21 | 6 | 2 | - | 806 | 3.773 | 245 | 4.824 | SINT-LAMBRECHTS-WOLUWE | |
| 133 | 95 | 68 | 40 | 23 | 16 | 4 | - | 745 | 3.216 | 246 | 4.207 | SINT-PIETERS-WOLUWE | |
| 650 | 477 | 293 | 115 | 56 | 28 | 2 | 1 | 3.477 | 13.570 | 972 | 18.019 | ARR. HALLE-VILVOORDE | |
| 1 | 1 | 1 | 1 | - | - | - | - | 16 | 57 | 3 | 76 | AFFLIGEM | |
| 10 | 15 | 7 | 1 | 3 | - | - | - | 81 | 395 | 26 | 502 | ASSE | |
| 23 | 15 | 12 | 5 | 2 | - | - | - | 113 | 475 | 35 | 623 | BEERSEL | |
| - | 1 | - | - | - | - | - | - | - | 13 | 1 | 14 | BEVER | |
| 16 | 31 | 16 | 11 | 3 | 1 | - | - | 83 | 573 | 62 | 718 | DILBEEK | |
| 13 | 8 | 1 | 1 | 3 | - | 1 | - | 31 | 182 | 14 | 227 | DROGENBOS | |
| 2 | 2 | 2 | - | - | - | - | - | 11 | 32 | 4 | 47 | GALMAARDEN | |
| - | 1 | 1 | - | - | - | - | - | 5 | 27 | 2 | 34 | GOOIK | |
| 34 | 30 | 16 | 7 | 5 | 2 | - | - | 106 | 678 | 60 | 844 | GRIMBERGEN | |
| 13 | 18 | 16 | 6 | 2 | 2 | - | - | 122 | 471 | 44 | 637 | HALLE | |
| - | 2 | 2 | 1 | - | 1 | - | - | 8 | 39 | 6 | 53 | HERNE | |
| 21 | 18 | 4 | 2 | 2 | - | - | - | 152 | 494 | 26 | 672 | HOEILAART | |
| 4 | 4 | - | - | - | 1 | - | - | 16 | 89 | 5 | 110 | KAMPENHOUT | |
| 2 | 1 | 2 | 1 | 1 | - | - | - | 4 | 45 | 5 | 54 | KAPELLE-OP-DEN-BOS | |
| 48 | 38 | 25 | 2 | 6 | 2 | - | - | 274 | 970 | 73 | 1.317 | KRAAINEM | |
| 3 | - | - | - | - | - | - | - | 4 | 50 | - | 54 | LENNIK | |
| 3 | - | 1 | - | - | 1 | - | - | 12 | 41 | 2 | 55 | LIEDEKERKE | |
| 9 | 9 | 3 | - | 1 | - | - | - | 25 | 145 | 13 | 183 | LINKEBEEK | |
| 3 | - | - | - | - | - | - | - | 27 | 92 | - | 119 | LONDERZEEL | |
| 13 | 6 | 7 | 2 | 1 | - | - | - | 84 | 304 | 16 | 404 | MACHELEN | |
| 8 | 7 | 8 | 3 | 2 | 1 | - | - | 36 | 237 | 21 | 294 | MEISE | |
| 2 | 1 | 1 | - | - | - | - | - | 9 | 65 | 2 | 76 | MERCHTEM | |
| 3 | 2 | - | 1 | - | - | - | - | 12 | 40 | 3 | 55 | OPWIJK | |
| 99 | 40 | 29 | 12 | 3 | 4 | - | - | 542 | 1.803 | 88 | 2.433 | OVERIJSE | |
| 1 | 1 | - | 1 | - | - | - | - | 1 | 17 | 2 | 20 | PEPINGEN | |
| 1 | - | - | 2 | - | - | - | - | 7 | 35 | 2 | 44 | ROOSDAAL | |
| 54 | 36 | 19 | 5 | 4 | 1 | - | - | 338 | 1.099 | 65 | 1.502 | SINT-GENESIUS-RODE | |
| 46 | 31 | 14 | 5 | 2 | 2 | 1 | - | 148 | 796 | 55 | 999 | SINT-PIETERS-LEEUV | |
| 3 | 4 | 4 | 1 | - | 1 | - | - | 22 | 116 | 10 | 148 | STEENOKKERZEEL | |
| 1 | 5 | 2 | 1 | - | - | - | - | 8 | 59 | 8 | 75 | TERNAT | |
| 98 | 76 | 50 | 25 | 11 | 1 | - | - | 471 | 1.531 | 163 | 2.165 | VILVOORDE | |

| N.I.S. BEVOLKING OP 1-1-1994 | TABEL 00.04 B M | | | | | | | | | | BLZ. 3.- FOL. 1.- | |
|------------------------------------|--|-------------|---------------|---------------|---------------|---------------|---------------|---------------|---------------|---------------|-------------------|-------------------------------|
| | VREEMDE BEVOLKING NAAR GESLACHT, LEEFTIJDGROEPEN EN LEEFTIJDKlassen - MANNELIJKE BEVOLKING - | | | | | | | | | | | ALLE ADMINISTRATIEVE EENHEDEN |
| WOONPLAATS | LEEFTIJDGROEP | | | | | | | | | | | |
| | 0-4 JAAR | 5-9 JAAR | 10-14 JAAR | 15-19 JAAR | 20-24 JAAR | 25-29 JAAR | 30-34 JAAR | 35-39 JAAR | 40-44 JAAR | 45-49 JAAR | 50-54 JAAR | 55-59 JAAR |
| WEMMEL | 18 | 21 | 17 | 19 | 21 | 42 | 57 | 53 | 46 | 36 | 27 | 24 |
| WEZEMBEEK-OPPEM | 70 | 89 | 93 | 107 | 66 | 55 | 79 | 92 | 136 | 114 | 81 | 62 |
| ZAVENTEM | 123 | 126 | 125 | 111 | 130 | 157 | 175 | 157 | 170 | 131 | 97 | 70 |
| ZEMST | 7 | 10 | 10 | 11 | 8 | 21 | 28 | 35 | 22 | 24 | 7 | 13 |
| ARR. LEUVEN | 590 | 566 | 575 | 559 | 937 | 1.101 | 1.140 | 1.009 | 792 | 725 | 497 | 394 |
| AARSCHOT | 10 | 6 | 3 | 8 | 8 | 24 | 30 | 23 | 22 | 5 | 7 | 5 |
| BEGIJNENDIJK | - | 2 | 3 | 1 | 1 | 4 | 5 | 3 | 3 | 4 | 2 | 1 |
| BEKKEVOORT | 3 | 1 | - | - | - | 1 | 2 | 2 | 1 | 4 | 2 | 2 |
| BERTEM | 22 | 18 | 28 | 13 | 11 | 8 | 16 | 31 | 27 | 28 | 25 | 6 |
| BIERBEEK | 1 | 1 | 2 | 5 | 1 | 4 | 10 | 5 | 3 | 8 | 1 | 1 |
| BOORTMEERBEEK | 8 | 8 | 10 | 5 | 12 | 20 | 10 | 14 | 8 | 17 | 11 | 7 |
| BOUTERSEM | 3 | 1 | 2 | 3 | 2 | 3 | 8 | 3 | 4 | 5 | 1 | 1 |
| DIEST | 53 | 60 | 76 | 64 | 48 | 45 | 55 | 46 | 32 | 28 | 17 | 13 |
| GEETBETS | 2 | - | - | 2 | 5 | - | 4 | 4 | 2 | 3 | - | - |
| GLABBEEK | - | - | - | - | 1 | 3 | 2 | - | - | 1 | - | - |
| HAACHT | 5 | - | 4 | 2 | 5 | 18 | 16 | 12 | 9 | 5 | 3 | 4 |
| HERENT | 9 | 9 | 12 | 10 | 15 | 18 | 21 | 20 | 15 | 18 | 10 | 12 |
| HOEGAARDEN | 1 | 2 | - | 3 | 3 | 3 | 6 | 6 | 7 | 1 | 3 | 2 |
| HOLSBEEK | 3 | 2 | 2 | 2 | 1 | 6 | 5 | 8 | 5 | 7 | 4 | - |
| HULDENBERG | 17 | 21 | 12 | 12 | 10 | 7 | 28 | 29 | 24 | 31 | 15 | 5 |
| KEERBERGEN | 17 | 22 | 25 | 35 | 37 | 27 | 30 | 30 | 30 | 44 | 35 | 26 |
| KORTENAKEN | - | - | - | - | 2 | 4 | 2 | 2 | 1 | 1 | 2 | - |
| KORTENBERG | 39 | 33 | 43 | 33 | 38 | 40 | 46 | 54 | 56 | 49 | 38 | 26 |
| LANDEN | 1 | 2 | 4 | 3 | 4 | 7 | 2 | 9 | 15 | 11 | 5 | 2 |
| LEUVEN | 222 | 148 | 117 | 134 | 491 | 634 | 597 | 424 | 230 | 141 | 88 | 76 |
| LINTER | 1 | - | 1 | 1 | 1 | 2 | 2 | 3 | 3 | 2 | 2 | 1 |
| LUBBEEK | - | 5 | 6 | 2 | 5 | 6 | 5 | 10 | 6 | 11 | 5 | 4 |
| OUD-HEVERLEE | 12 | 13 | 10 | 9 | 4 | 5 | 13 | 21 | 12 | 20 | 6 | 12 |
| ROTSELAAR | 7 | 2 | 4 | 6 | 6 | 12 | 15 | 10 | 6 | 11 | 5 | 5 |
| SCHERPENHEUVEL-ZICHEM | 4 | 6 | 4 | 2 | 7 | 11 | 12 | 14 | 13 | 10 | 4 | 4 |
| TERVUREN | 109 | 172 | 181 | 181 | 175 | 136 | 136 | 174 | 213 | 215 | 176 | 156 |
| TIELT-WINGE | 3 | 3 | 3 | 2 | 4 | 5 | 7 | 5 | 7 | 7 | 3 | 3 |
| TIENEN | 19 | 13 | 16 | 16 | 20 | 31 | 34 | 25 | 30 | 21 | 14 | 7 |
| TREMELO | 16 | 15 | 7 | 3 | 12 | 15 | 19 | 18 | 8 | 17 | 9 | 12 |
| ZOUTLEEUV | 3 | 1 | - | 2 | 8 | 2 | 2 | 4 | - | - | 4 | 1 |
| ARR. NIJVEL | 853 | 974 | 972 | 1.075 | 1.236 | 1.371 | 1.605 | 1.694 | 1.614 | 1.403 | 1.021 | 723 |
| BEVEKOM | 5 | 5 | 7 | 4 | 7 | 7 | 10 | 14 | 19 | 14 | 5 | 2 |
| EIGENBRAKEL | 35 | 39 | 68 | 78 | 66 | 94 | 121 | 133 | 130 | 121 | 75 | 71 |
| KASTEELBRAKEL | 14 | 20 | 6 | 12 | 9 | 21 | 29 | 31 | 36 | 24 | 19 | 16 |
| CHASTRE | 12 | 18 | 26 | 25 | 23 | 19 | 19 | 28 | 29 | 12 | 10 | 5 |
| CHAUMONT-GISTOUX | 16 | 14 | 8 | 15 | 11 | 18 | 29 | 31 | 22 | 29 | 29 | 7 |
| COURT-SAINT-ETIENNE | 20 | 14 | 20 | 26 | 21 | 41 | 27 | 33 | 30 | 32 | 21 | 19 |
| GENEPIEN | 21 | 26 | 27 | 28 | 24 | 24 | 41 | 58 | 50 | 40 | 36 | 21 |
| GRAVEN | 23 | 17 | 24 | 16 | 23 | 24 | 30 | 35 | 38 | 26 | 26 | 16 |
| HELECINE | 1 | 1 | 4 | - | 1 | 1 | 3 | 2 | 3 | 4 | 3 | 1 |
| INCOURT | 4 | 3 | 5 | 3 | 6 | 6 | 6 | 6 | 9 | 9 | 2 | 1 |
| ITTER | 3 | - | 2 | 9 | 8 | 13 | 18 | 14 | 17 | 23 | 14 | 7 |
| GELDENAKEN | 6 | 13 | 9 | 8 | 14 | 16 | 23 | 18 | 25 | 20 | 9 | 5 |
| TERHULPEN | 32 | 23 | 26 | 40 | 32 | 42 | 37 | 37 | 46 | 40 | 34 | 25 |
| LASNE | 51 | 77 | 69 | 72 | 52 | 39 | 51 | 81 | 99 | 112 | 73 | 54 |
| MONT-SAINT-GUIBERT | 5 | 1 | 3 | 7 | 17 | 13 | 17 | 13 | 11 | 9 | 7 | 2 |
| NIJVEL | 38 | 49 | 49 | 36 | 80 | 101 | 109 | 80 | 73 | 68 | 39 | 38 |
| ORP-JAUCHE | 1 | 3 | 5 | 1 | 3 | 10 | 4 | 10 | 18 | 13 | 7 | 5 |
| OTTIGNIENS-LOUVAIN-LA-NVE | 158 | 165 | 108 | 111 | 209 | 290 | 348 | 320 | 162 | 84 | 64 | 33 |
| PERWIJS | - | 3 | 2 | 3 | 2 | 4 | 9 | 15 | 9 | 6 | 6 | 4 |
| RAMILLIES | 2 | 2 | 1 | - | 2 | 1 | 10 | 7 | 17 | 8 | 2 | 3 |
| REBECCQ | 13 | 12 | 11 | 25 | 37 | 45 | 48 | 52 | 50 | 33 | 36 | 39 |
| RIXENSART | 58 | 67 | 55 | 70 | 57 | 60 | 77 | 103 | 109 | 101 | 64 | 43 |
| TUBEKE | 112 | 103 | 131 | 163 | 182 | 185 | 203 | 190 | 178 | 152 | 151 | 118 |
| VILLERS-LA-VILLE | 3 | 8 | 11 | 11 | 17 | 9 | 23 | 21 | 22 | 24 | 12 | 13 |
| WALHAIN | 1 | 3 | 1 | 3 | 2 | 7 | 6 | 6 | 9 | 8 | 6 | 3 |
| WATERLOO | 146 | 209 | 227 | 234 | 215 | 159 | 185 | 232 | 279 | 299 | 187 | 110 |
| WAVER | 73 | 79 | 67 | 75 | 116 | 122 | 122 | 124 | 124 | 92 | 84 | 62 |

| N.I.S. | | TABEL 00.04 B M | | | | | | | BLZ. 3.- FDL. 2.- | | | ALLE ADMINISTRATIEVE EENHEDEN | |
|--------------------------|---------------|--|---------------|---------------|---------------|---------------|--------------------|----------------|-------------------|--------------------|---------------|-------------------------------|--|
| BEVOLKING OP 1-1-1994 | | VREEMDE BEVOLKING NAAR GESLACHT, LEEFTIJDGROEPEN EN LEEFTIJDKlassen - MANNELIJKE BEVOLKING - | | | | | | | | | | | |
| LEEFTIJDGROEP | | | | | | | | LEEFTIJDKlasse | | | ALGE- MEEN | WOONPLAATS | |
| 60-64 JAAR | 65-69 JAAR | 70-74 JAAR | 75-79 JAAR | 80-84 JAAR | 85-89 JAAR | 90-94 JAAR | 95 JAAR EN MEER | 0-14 JAAR | 15-64 JAAR | 65 JAAR EN MEER | TOTAAL | | |
| 17 | 13 | 18 | 7 | - | 2 | - | - | 56 | 342 | 40 | 438 | WEMMEL | |
| 35 | 21 | 10 | 6 | 4 | 1 | - | - | 252 | 827 | 42 | 1.121 | WEZEMBEEK-OPPEM | |
| 54 | 33 | 17 | 4 | 1 | 2 | - | - | 374 | 1.252 | 57 | 1.683 | ZAVENTEM | |
| 10 | 7 | 5 | 2 | - | 3 | - | - | 27 | 179 | 17 | 223 | ZEMST | |
| 246 | 156 | 102 | 54 | 30 | 14 | 7 | - | 1.731 | 7.400 | 363 | 9.494 | ARR. LEUVEN | |
| 5 | 4 | 5 | 3 | 1 | - | 1 | - | 19 | 137 | 14 | 170 | AARSCHOT | |
| 2 | 2 | - | 1 | - | - | - | - | 5 | 26 | 3 | 34 | BEGIJNENDIJK | |
| - | - | 1 | - | - | - | - | - | 4 | 14 | 1 | 19 | BEKKEVOORT | |
| 3 | 1 | 2 | 2 | - | - | - | - | 68 | 168 | 5 | 241 | BERTEM | |
| - | - | 1 | 4 | 2 | 1 | - | - | 4 | 38 | 8 | 50 | BIERBEEK | |
| 5 | - | 2 | - | 1 | 1 | - | - | 26 | 109 | 4 | 139 | BOORTMEERBEEK | |
| 1 | 2 | - | - | - | - | - | - | 6 | 31 | 2 | 39 | BOUTERSEM | |
| 10 | 10 | 4 | 2 | 1 | - | - | - | 189 | 358 | 17 | 564 | DIEST | |
| 1 | - | - | - | - | - | - | - | 2 | 21 | - | 23 | GEETBETS | |
| 1 | - | - | - | - | - | - | - | - | 8 | - | 8 | GLABBEEK | |
| 2 | 4 | 4 | 2 | 1 | - | - | - | 9 | 76 | 11 | 96 | HAACHT | |
| 6 | 2 | 2 | 2 | 3 | - | - | - | 30 | 145 | 9 | 184 | HERENT | |
| - | 2 | 1 | 1 | - | - | - | - | 3 | 34 | 4 | 41 | HOEGAARDEN | |
| - | 1 | - | - | - | - | - | - | 7 | 38 | 1 | 46 | HOLSBEK | |
| 6 | 6 | 4 | - | 1 | 1 | - | - | 50 | 167 | 12 | 229 | HULDENBERG | |
| 16 | 5 | 6 | 6 | - | - | - | - | 64 | 310 | 17 | 391 | KEERBERGEN | |
| 1 | - | - | - | - | - | - | - | - | 15 | - | 15 | KORTENAKEN | |
| 12 | 6 | 7 | 2 | 2 | - | 1 | - | 115 | 392 | 18 | 525 | KORTENBERG | |
| 4 | 1 | 1 | 1 | - | - | 1 | - | 7 | 62 | 4 | 73 | LANDEN | |
| 56 | 35 | 24 | 7 | 11 | 5 | 2 | - | 487 | 2.871 | 84 | 3.442 | LEUVEN | |
| - | - | - | - | - | - | - | - | 2 | 17 | - | 19 | LINTER | |
| 2 | 1 | 5 | 1 | - | - | - | - | 11 | 56 | 7 | 74 | LUBBEEK | |
| 4 | 4 | 1 | 3 | - | - | - | - | 35 | 106 | 8 | 149 | OUD-HEVERLEE | |
| 5 | 2 | 4 | 1 | 2 | - | - | - | 13 | 81 | 9 | 103 | ROTSelaar | |
| 2 | 1 | 2 | 2 | - | 2 | 1 | - | 14 | 79 | 8 | 101 | SCHERPENHEUVEL-ZICHEM | |
| 85 | 55 | 19 | 7 | 3 | 2 | - | - | 462 | 1.647 | 86 | 2.195 | TERVUREN | |
| - | 1 | - | - | - | - | - | - | 9 | 43 | 1 | 53 | TIELT-WINGE | |
| 8 | 6 | 4 | 2 | 2 | 2 | 1 | - | 48 | 206 | 17 | 271 | TIENEN | |
| 9 | 5 | 3 | 5 | - | - | - | - | 38 | 122 | 13 | 173 | TREMELO | |
| - | - | - | - | - | - | - | - | 4 | 23 | - | 27 | ZOUTLEEUW | |
| 510 | 402 | 280 | 120 | 71 | 24 | 6 | 3 | 2.799 | 12.252 | 906 | 15.957 | ARR. NIJVEL | |
| 3 | 3 | 3 | 1 | - | - | - | - | 17 | 85 | 7 | 109 | BEVEKOM | |
| 45 | 28 | 29 | 11 | 4 | 4 | 1 | 2 | 142 | 934 | 79 | 1.155 | EIGENBRAKEL | |
| 11 | 14 | 3 | 2 | 1 | 1 | 1 | - | 40 | 208 | 22 | 270 | KASTEELBRAKEL | |
| 3 | 3 | 3 | 1 | 2 | 1 | - | - | 56 | 173 | 10 | 239 | CHASTRE | |
| 10 | 12 | 3 | 3 | 1 | 1 | - | - | 38 | 201 | 20 | 259 | CHAUMONT-GISTOUX | |
| 18 | 16 | 8 | 2 | 4 | - | 1 | - | 54 | 268 | 31 | 353 | COURT-SAINT-ETIENNE | |
| 21 | 9 | 8 | 5 | 2 | - | - | - | 74 | 343 | 24 | 441 | GENEPIEN | |
| 7 | 11 | 3 | 5 | 2 | 2 | - | - | 64 | 241 | 23 | 328 | GRAVEN | |
| 1 | 3 | 1 | 1 | - | - | - | - | 6 | 19 | 5 | 30 | HELECINE | |
| 3 | 2 | - | 1 | 1 | - | - | - | 12 | 51 | 4 | 67 | INCOURT | |
| 3 | 4 | 5 | 1 | 4 | 1 | - | - | 5 | 126 | 15 | 146 | ITTER | |
| 7 | 3 | 4 | - | - | - | - | - | 28 | 145 | 7 | 180 | GELDENAKEN | |
| 20 | 4 | 5 | 2 | 1 | - | - | - | 81 | 353 | 12 | 446 | TERHULPEN | |
| 30 | 13 | 17 | 7 | 3 | 1 | - | - | 197 | 663 | 41 | 901 | LASNE | |
| 4 | 2 | 3 | 1 | - | - | - | - | 9 | 100 | 6 | 115 | MONT-SAINT-GUIBERT | |
| 25 | 37 | 24 | 8 | 5 | - | 1 | - | 136 | 649 | 75 | 860 | NIJVEL | |
| 1 | 4 | 1 | 2 | 1 | - | - | - | 9 | 72 | 8 | 89 | ORP-JAUCHE | |
| 19 | 13 | 12 | 6 | 3 | 1 | - | - | 431 | 1.640 | 35 | 2.106 | OTTIGNIES-LOUVAIN-LA-NVE | |
| 2 | 3 | 2 | - | - | - | - | - | 5 | 60 | 5 | 70 | PERWIJS | |
| 2 | 2 | 2 | - | 1 | - | - | - | 5 | 52 | 5 | 62 | RAMILLIES | |
| 30 | 29 | 24 | 11 | 6 | 3 | - | - | 36 | 395 | 73 | 504 | REBECCQ | |
| 35 | 22 | 20 | 4 | 3 | 1 | - | - | 180 | 719 | 50 | 949 | RIXENSART | |
| 81 | 89 | 39 | 21 | 10 | 2 | 1 | - | 346 | 1.603 | 162 | 2.111 | TUBEKE | |
| 6 | 2 | 8 | 2 | - | 1 | - | - | 22 | 158 | 13 | 193 | VILLERS-LA-VILLE | |
| 5 | 3 | 2 | - | - | - | - | - | 5 | 55 | 5 | 65 | WALHAIN | |
| 79 | 45 | 28 | 15 | 13 | 4 | - | 1 | 582 | 1.979 | 106 | 2.667 | WATERLOO | |
| 39 | 26 | 23 | 8 | 4 | 1 | 1 | - | 219 | 960 | 63 | 1.242 | WAVER | |

| WOONPLAATS | LEEFTIJDSGROEP | | | | | | | | | | | |
|-------------------------|----------------|--------------|---------------|---------------|---------------|---------------|---------------|---------------|---------------|---------------|---------------|---------------|
| | 0-4 JAAR | 5-9 JAAR | 10-14 JAAR | 15-19 JAAR | 20-24 JAAR | 25-29 JAAR | 30-34 JAAR | 35-39 JAAR | 40-44 JAAR | 45-49 JAAR | 50-54 JAAR | 55-59 JAAR |
| HENEGOUWEN | 2.834 | 3.680 | 4.453 | 5.651 | 7.995 | 8.914 | 9.491 | 9.463 | 8.142 | 6.723 | 4.907 | 4.681 |
| ARR. AAT | 63 | 78 | 105 | 127 | 168 | 227 | 239 | 235 | 208 | 173 | 121 | 93 |
| AAT | 9 | 9 | 13 | 16 | 35 | 34 | 41 | 49 | 39 | 29 | 19 | 10 |
| BELOEIL | 13 | 7 | 11 | 17 | 40 | 66 | 56 | 59 | 46 | 35 | 20 | 14 |
| BERNISSART | 28 | 45 | 64 | 75 | 81 | 90 | 100 | 94 | 85 | 66 | 58 | 48 |
| BRUGELETTE | 4 | 1 | 2 | 4 | 1 | 6 | 4 | 4 | 6 | 5 | 3 | 4 |
| CHIEVRES | 3 | 8 | 8 | 6 | 4 | 4 | 10 | 10 | 5 | 11 | 5 | 3 |
| ELZELE | 4 | 1 | 1 | 4 | 2 | 8 | 8 | 8 | 10 | 12 | 3 | 2 |
| VLOESBERG | 2 | 2 | 1 | - | 1 | 5 | 5 | - | 2 | 4 | 3 | 1 |
| FRASNES-LEZ-ANVAING | - | 5 | 5 | 5 | 4 | 14 | 15 | 11 | 15 | 11 | 10 | 11 |
| ARR. CHARLEROI | 1.147 | 1.502 | 1.977 | 2.519 | 3.466 | 3.737 | 4.068 | 4.011 | 3.268 | 2.776 | 2.107 | 2.055 |
| AISEAU-PRESLES | 52 | 69 | 75 | 104 | 108 | 108 | 167 | 140 | 103 | 88 | 65 | 68 |
| CHAPELLE-LEZ-HERLAIMONT | 24 | 31 | 53 | 116 | 176 | 195 | 189 | 193 | 166 | 149 | 99 | 115 |
| CHARLEROI | 629 | 777 | 1.029 | 1.235 | 1.797 | 2.003 | 2.062 | 1.942 | 1.553 | 1.365 | 1.048 | 1.044 |
| CHATELET | 122 | 132 | 195 | 271 | 356 | 364 | 395 | 389 | 338 | 268 | 238 | 212 |
| COURCELLES | 57 | 77 | 117 | 139 | 158 | 217 | 293 | 275 | 232 | 180 | 135 | 112 |
| FARCIENNES | 91 | 129 | 146 | 163 | 180 | 153 | 173 | 198 | 147 | 88 | 88 | 89 |
| FLEURUS | 39 | 72 | 105 | 140 | 188 | 201 | 206 | 227 | 168 | 143 | 115 | 114 |
| FONTAINE-L'EVEQUE | 40 | 55 | 97 | 106 | 179 | 170 | 165 | 206 | 180 | 160 | 112 | 97 |
| GERPINNES | 4 | 11 | 8 | 14 | 27 | 27 | 37 | 59 | 41 | 38 | 30 | 25 |
| LES BONS VILLERS | 7 | 14 | 6 | 24 | 28 | 19 | 22 | 24 | 21 | 20 | 16 | 17 |
| MANAGE | 51 | 83 | 87 | 127 | 183 | 181 | 225 | 210 | 193 | 161 | 87 | 95 |
| MONTIGNIES-LE-TILLEUL | 3 | 5 | 9 | 17 | 26 | 29 | 35 | 48 | 39 | 35 | 21 | 21 |
| PONT-A-CELLES | 5 | 10 | 8 | 18 | 17 | 24 | 39 | 46 | 47 | 48 | 25 | 18 |
| SENEFFE | 23 | 37 | 42 | 45 | 43 | 46 | 60 | 54 | 40 | 33 | 28 | 28 |
| ARR. BERGEN | 759 | 941 | 1.004 | 1.206 | 1.744 | 1.988 | 1.971 | 1.982 | 1.655 | 1.276 | 855 | 920 |
| BOUSSU | 39 | 47 | 60 | 84 | 156 | 191 | 204 | 249 | 149 | 108 | 71 | 101 |
| COLFONTAINE | 56 | 47 | 83 | 130 | 156 | 188 | 167 | 215 | 184 | 116 | 89 | 92 |
| DOUR | 14 | 16 | 20 | 46 | 60 | 68 | 81 | 106 | 91 | 54 | 35 | 45 |
| FRAMERIES | 26 | 46 | 59 | 72 | 116 | 141 | 150 | 160 | 127 | 113 | 58 | 54 |
| HENSIES | 37 | 37 | 43 | 64 | 57 | 72 | 73 | 53 | 51 | 24 | 19 | 43 |
| HONNELLES | 3 | 6 | 8 | 5 | 6 | 7 | 12 | 19 | 22 | 13 | 8 | 6 |
| JURBEKE | 48 | 52 | 44 | 27 | 17 | 21 | 20 | 20 | 35 | 39 | 17 | 14 |
| LENS | 8 | 8 | 3 | 5 | 2 | 5 | 10 | 5 | 4 | 7 | 6 | 5 |
| BERGEN | 418 | 523 | 462 | 514 | 859 | 871 | 774 | 699 | 586 | 485 | 338 | 317 |
| QUAREGNON | 62 | 85 | 144 | 140 | 188 | 245 | 255 | 237 | 180 | 132 | 103 | 114 |
| QUEVY | 2 | 3 | 2 | 4 | 6 | 8 | 11 | 27 | 24 | 21 | 18 | 13 |
| QUIEVRAIN | 15 | 36 | 28 | 36 | 40 | 58 | 63 | 51 | 48 | 55 | 32 | 34 |
| SAINT-GHISLAIN | 31 | 35 | 48 | 79 | 81 | 113 | 151 | 141 | 154 | 109 | 61 | 82 |
| ARR. MOESKROEN | 224 | 275 | 288 | 322 | 392 | 433 | 486 | 499 | 602 | 503 | 312 | 268 |
| KOMEN-WAASTEN | 67 | 85 | 77 | 96 | 111 | 143 | 166 | 175 | 165 | 150 | 110 | 92 |
| MOESKROEN | 157 | 190 | 211 | 226 | 281 | 290 | 320 | 324 | 437 | 353 | 202 | 176 |
| ARR. ZINNIK | 371 | 497 | 607 | 784 | 1.165 | 1.304 | 1.363 | 1.321 | 1.117 | 942 | 737 | 649 |
| 'S GRAVENBRAKEL | 38 | 39 | 32 | 24 | 48 | 74 | 74 | 82 | 61 | 67 | 36 | 30 |
| ECAUSSINNES | 5 | 4 | 9 | 7 | 18 | 14 | 32 | 18 | 24 | 16 | 15 | 10 |
| EDINGEN | 7 | 6 | 9 | 16 | 20 | 20 | 30 | 30 | 25 | 22 | 12 | 8 |
| LA LOUVIERE | 245 | 359 | 430 | 622 | 949 | 1.027 | 1.047 | 985 | 803 | 681 | 572 | 545 |
| LE ROEULX | 5 | 10 | 14 | 19 | 32 | 26 | 37 | 38 | 29 | 28 | 15 | 10 |
| LESSEN | 18 | 15 | 20 | 10 | 16 | 27 | 29 | 39 | 44 | 32 | 12 | 12 |
| OPZULLIK | 3 | 5 | 4 | 6 | 7 | 10 | 14 | 18 | 11 | 18 | 7 | 6 |
| ZINNIK | 50 | 59 | 89 | 80 | 75 | 106 | 100 | 111 | 120 | 78 | 68 | 28 |
| ARR. THUIN | 102 | 171 | 259 | 395 | 670 | 699 | 788 | 802 | 758 | 585 | 471 | 470 |
| ANDERLUES | 9 | 23 | 34 | 59 | 79 | 79 | 87 | 76 | 90 | 73 | 75 | 47 |
| BEAUMONT | 2 | 4 | 4 | 10 | 9 | 8 | 12 | 8 | 7 | 9 | 1 | 5 |
| BINCHE | 37 | 46 | 70 | 148 | 256 | 258 | 279 | 276 | 244 | 178 | 146 | 166 |
| CHIMAY | 3 | 4 | 4 | 9 | 16 | 12 | 18 | 26 | 26 | 20 | 7 | 8 |
| ERQUELINNES | 8 | 19 | 15 | 23 | 24 | 30 | 46 | 49 | 53 | 44 | 30 | 42 |
| ESTINNES | 4 | 8 | 7 | 3 | 20 | 27 | 21 | 29 | 25 | 19 | 13 | 9 |
| FROIDCHAPPELLE | 1 | 2 | 2 | 2 | 3 | 4 | 4 | 3 | 4 | 3 | 4 | 7 |
| HAM-SUR-HEURE-NALINNES | 3 | 2 | 2 | 8 | 12 | 17 | 27 | 35 | 32 | 20 | 22 | 13 |
| LOBBES | - | - | 4 | 2 | 9 | 6 | 15 | 14 | 11 | 9 | 5 | 7 |
| MERBES-LE-CHATEAU | 5 | 2 | 4 | 2 | 7 | 11 | 17 | 11 | 11 | 11 | 9 | 7 |

| N.I.S. BEVOLKING OP 1-1-1994 | | TABEL 00.04 B M VREEMDE BEVOLKING NAAR GESLACHT, LEEFTIJDGROEPEN EN LEEFTIJDKlassen - MANNELIJKE BEVOLKING - | | | | | | | BLZ. 4.- FDL. 2.- | | | ALLE ADMINISTRATIEVE EENHEDEN | |
|------------------------------------|---------------|---|---------------|---------------|---------------|---------------|--------------------|----------------|-------------------|--------------------|---------------|-------------------------------|--|
| LEEFTIJDGROEP | | | | | | | | LEEFTIJDKlasse | | | ALGE- MEEN | WOONPLAATS | |
| 60-64 JAAR | 65-69 JAAR | 70-74 JAAR | 75-79 JAAR | 80-84 JAAR | 85-89 JAAR | 90-94 JAAR | 95 JAAR EN MEER | 0-14 JAAR | 15-64 JAAR | 65 JAAR EN MEER | TOTAAL | | |
| 4.631 | 4.551 | 2.951 | 1.055 | 666 | 221 | 59 | 20 | 10.967 | 70.598 | 9.523 | 91.088 | HENEGOUWEN | |
| 93 | 110 | 66 | 30 | 11 | 6 | 1 | 1 | 246 | 1.684 | 225 | 2.155 | ARR. AAT | |
| 8 | 10 | 11 | 4 | 2 | - | - | 1 | 31 | 280 | 28 | 339 | AAT | |
| 15 | 17 | 12 | 6 | - | 1 | - | - | 31 | 368 | 36 | 435 | BELOEIL | |
| 57 | 64 | 36 | 15 | 7 | 3 | 1 | - | 137 | 754 | 126 | 1.017 | BERNISSART | |
| 3 | 5 | - | 1 | - | - | - | - | 7 | 40 | 6 | 53 | BRUGELETTE | |
| 1 | 4 | 3 | 1 | 1 | 1 | - | - | 19 | 59 | 10 | 88 | CHIEVRES | |
| 1 | 2 | - | - | 1 | - | - | - | 6 | 58 | 3 | 67 | ELZELE | |
| 1 | 3 | - | 1 | - | - | - | - | 5 | 22 | 4 | 31 | VLOESBERG | |
| 7 | 5 | 4 | 2 | - | 1 | - | - | 10 | 103 | 12 | 125 | FRASNES-LEZ-ANVAING | |
| 2.071 | 2.077 | 1.294 | 472 | 251 | 85 | 27 | 5 | 4.626 | 30.078 | 4.211 | 38.915 | ARR. CHARLEROI | |
| 61 | 87 | 59 | 16 | 11 | 2 | 1 | - | 196 | 1.012 | 176 | 1.384 | AISEAU-PRESLES | |
| 104 | 101 | 69 | 30 | 12 | 5 | - | - | 108 | 1.502 | 217 | 1.827 | CHAPELLE-LEZ-HERLAIMONT | |
| 1.045 | 1.030 | 622 | 241 | 123 | 47 | 19 | 4 | 2.435 | 15.094 | 2.086 | 19.615 | CHARLEROI | |
| 223 | 274 | 141 | 44 | 25 | 13 | 1 | - | 449 | 3.054 | 498 | 4.001 | CHATELET | |
| 124 | 131 | 114 | 31 | 20 | 3 | 1 | 1 | 251 | 1.865 | 301 | 2.417 | COURCELLES | |
| 76 | 70 | 34 | 14 | 8 | 2 | - | - | 366 | 1.355 | 128 | 1.849 | FARCIENNES | |
| 124 | 84 | 58 | 24 | 13 | 1 | 1 | - | 216 | 1.626 | 181 | 2.023 | FLEURUS | |
| 117 | 113 | 79 | 28 | 14 | 2 | 3 | - | 192 | 1.492 | 239 | 1.923 | FONTAINE-L'EVEQUE | |
| 22 | 30 | 14 | 10 | 7 | 3 | - | - | 23 | 320 | 64 | 407 | GERPINNES | |
| 10 | 9 | 4 | - | 1 | - | - | - | 27 | 201 | 14 | 242 | LES BONS VILLERS | |
| 119 | 91 | 51 | 23 | 14 | 5 | 1 | - | 221 | 1.581 | 185 | 1.987 | MANAGE | |
| 23 | 24 | 22 | 8 | 2 | 1 | - | - | 17 | 294 | 57 | 368 | MONTIGNIES-LE-TILLEUL | |
| 9 | 16 | 21 | 2 | 1 | 1 | - | - | 23 | 291 | 41 | 355 | PONT-A-CELLES | |
| 14 | 17 | 6 | 1 | - | - | - | - | 102 | 391 | 24 | 517 | SENEFFE | |
| 957 | 967 | 630 | 219 | 161 | 41 | 6 | 5 | 2.704 | 14.554 | 2.029 | 19.287 | ARR. BERGEN | |
| 106 | 101 | 77 | 25 | 14 | 2 | - | - | 146 | 1.419 | 219 | 1.784 | BOUSSU | |
| 87 | 87 | 70 | 25 | 17 | 2 | - | - | 186 | 1.424 | 201 | 1.811 | COLFONTAINE | |
| 50 | 55 | 35 | 19 | 7 | 2 | - | - | 50 | 636 | 118 | 804 | DOUR | |
| 64 | 90 | 54 | 21 | 13 | 6 | - | - | 131 | 1.055 | 184 | 1.370 | FRAMERIES | |
| 28 | 24 | 22 | 9 | 1 | - | - | - | 117 | 484 | 56 | 657 | HENSIES | |
| 11 | 8 | 9 | - | 2 | 2 | - | - | 17 | 109 | 21 | 147 | HONNELLES | |
| 9 | 14 | 1 | - | 2 | 1 | 1 | - | 144 | 219 | 19 | 382 | JURBEKE | |
| 5 | 3 | 4 | - | - | - | - | - | 19 | 54 | 7 | 80 | LENS | |
| 333 | 330 | 191 | 67 | 55 | 8 | 3 | 5 | 1.403 | 5.776 | 659 | 7.838 | BERGEN | |
| 129 | 124 | 71 | 19 | 25 | 7 | - | - | 291 | 1.723 | 246 | 2.260 | QUAREGNON | |
| 13 | 14 | 9 | 1 | 2 | 1 | 1 | - | 7 | 145 | 28 | 180 | QUEVY | |
| 38 | 24 | 22 | 12 | 12 | 2 | - | - | 79 | 455 | 72 | 606 | QUIEVRAIN | |
| 84 | 93 | 65 | 21 | 11 | 8 | 1 | - | 114 | 1.055 | 199 | 1.368 | SAINT-GHISLAIN | |
| 206 | 153 | 119 | 37 | 40 | 20 | 7 | 1 | 787 | 4.023 | 377 | 5.187 | ARR. MOESKROEN | |
| 59 | 42 | 34 | 13 | 9 | 3 | - | - | 229 | 1.267 | 101 | 1.597 | KOMEN-WAASTEN | |
| 147 | 111 | 85 | 24 | 31 | 17 | 7 | 1 | 558 | 2.756 | 276 | 3.590 | MOESKROEN | |
| 646 | 593 | 395 | 149 | 98 | 21 | 4 | 4 | 1.475 | 10.028 | 1.264 | 12.767 | ARR. ZINNIK | |
| 31 | 25 | 8 | 8 | 3 | - | - | 1 | 109 | 527 | 45 | 681 | 'S GRAVENBRAKEL | |
| 16 | 8 | 3 | 3 | 1 | - | - | - | 18 | 170 | 15 | 203 | ECAUSSINNES | |
| 4 | 8 | 9 | - | - | - | - | - | 22 | 187 | 17 | 226 | EDINGEN | |
| 527 | 500 | 321 | 122 | 83 | 18 | 3 | 2 | 1.034 | 7.758 | 1.049 | 9.841 | LA LOUVIERE | |
| 20 | 21 | 20 | 7 | 5 | - | - | 1 | 29 | 254 | 54 | 337 | LE ROEULX | |
| 14 | 7 | 12 | 4 | 1 | - | 1 | - | 53 | 235 | 25 | 313 | LESSEN | |
| 3 | 4 | 2 | 1 | - | 1 | - | - | 12 | 100 | 8 | 120 | OPZULLIK | |
| 31 | 20 | 20 | 4 | 5 | 2 | - | - | 198 | 797 | 51 | 1.046 | ZINNIK | |
| 474 | 458 | 308 | 103 | 70 | 25 | 6 | 1 | 532 | 6.112 | 971 | 7.615 | ARR. THUIN | |
| 59 | 52 | 37 | 14 | 5 | 2 | - | - | 66 | 724 | 110 | 900 | ANDERLUES | |
| 5 | 6 | 7 | - | 3 | 1 | - | - | 10 | 74 | 17 | 101 | BEAUMONT | |
| 188 | 155 | 114 | 34 | 26 | 12 | 2 | - | 153 | 2.139 | 343 | 2.635 | BINCHE | |
| 2 | 15 | 10 | 1 | 3 | 1 | - | 1 | 11 | 144 | 31 | 186 | CHIMAY | |
| 35 | 33 | 23 | 13 | 5 | - | 1 | - | 42 | 376 | 75 | 493 | ERQUELINNES | |
| 7 | 11 | 8 | 2 | 1 | - | - | - | 19 | 173 | 22 | 214 | ESTINNES | |
| 1 | - | 2 | - | 1 | 1 | - | - | 5 | 35 | 4 | 44 | FROIDCHAPELLE | |
| 10 | 19 | 12 | 2 | 1 | - | - | - | 7 | 196 | 34 | 237 | HAM-SUR-HEURE-NALINNES | |
| 8 | 9 | 3 | 2 | - | - | 1 | - | 4 | 86 | 15 | 105 | LOBBES | |
| 5 | 9 | 6 | 1 | 2 | 1 | - | - | 11 | 91 | 20 | 122 | MERBES-LE-CHATEAU | |

| N.I.S. BEVOLKING OP 1-1-1994 | TABEL 00.04 B M | | | | | | | | | | | BLZ. 5.- FOL. 1.- |
|------------------------------------|--|-------------|---------------|---------------|---------------|---------------|---------------|---------------|---------------|---------------|---------------|-------------------------------|
| | VREEMDE BEVOLKING NAAR GESLACHT, LEEFTIJDGROEPEN EN LEEFTIJDKlassen - MANNELIJKE BEVOLKING - | | | | | | | | | | | ALLE ADMINISTRATIEVE EENHEDEN |
| WOONPLAATS | LEEFTIJDGROEP | | | | | | | | | | | |
| | 0-4 JAAR | 5-9 JAAR | 10-14 JAAR | 15-19 JAAR | 20-24 JAAR | 25-29 JAAR | 30-34 JAAR | 35-39 JAAR | 40-44 JAAR | 45-49 JAAR | 50-54 JAAR | 55-59 JAAR |
| MOMIGNIES | - | 4 | 7 | 6 | 8 | 12 | 14 | 14 | 20 | 22 | 16 | 15 |
| MORLANWELZ | 26 | 54 | 94 | 112 | 205 | 207 | 212 | 196 | 193 | 134 | 117 | 125 |
| SIVRY-RANCE | 1 | - | 2 | 1 | 3 | 12 | 10 | 22 | 14 | 12 | 7 | 2 |
| THUIN | 3 | 3 | 10 | 10 | 19 | 16 | 26 | 43 | 28 | 31 | 19 | 17 |
| ARR. DOORNIK | 168 | 216 | 213 | 298 | 390 | 526 | 576 | 613 | 534 | 468 | 304 | 226 |
| ANTOING | 3 | 3 | 6 | 7 | 10 | 11 | 22 | 16 | 29 | 20 | 13 | 12 |
| BRUNHAUT | 15 | 21 | 15 | 19 | 16 | 31 | 36 | 42 | 32 | 29 | 18 | 18 |
| CELLES | 6 | 4 | 4 | 7 | 9 | 6 | 8 | 10 | 14 | 11 | 7 | 1 |
| ESTAIMPUIS | 44 | 50 | 51 | 45 | 63 | 58 | 70 | 89 | 100 | 83 | 58 | 43 |
| LEUZE-EN-HAINAUT | 7 | 11 | 8 | 12 | 16 | 25 | 27 | 32 | 18 | 24 | 11 | 10 |
| MONT-DE-L'ENCLUS | 1 | 3 | 4 | 3 | 3 | 7 | 7 | 7 | 7 | 8 | 3 | 2 |
| PECQ | 9 | 5 | 2 | 7 | 7 | 6 | 12 | 16 | 17 | 12 | 5 | 7 |
| PERUWELZ | 25 | 48 | 50 | 100 | 91 | 104 | 108 | 133 | 105 | 74 | 58 | 48 |
| RUMES | 4 | 6 | 5 | 4 | 7 | 18 | 8 | 16 | 17 | 19 | 13 | 5 |
| DOORNIK | 54 | 65 | 68 | 94 | 168 | 260 | 278 | 252 | 195 | 188 | 118 | 80 |
| PROV. LUIK | 2.691 | 3.075 | 3.351 | 3.936 | 5.732 | 7.617 | 7.885 | 7.160 | 5.790 | 4.475 | 3.691 | 3.617 |
| ARR. HOEI | 97 | 84 | 96 | 115 | 181 | 256 | 319 | 316 | 267 | 205 | 121 | 148 |
| AMAY | 5 | 2 | 5 | 13 | 17 | 38 | 46 | 46 | 34 | 35 | 25 | 31 |
| ANTHISNES | - | - | - | 6 | 5 | 5 | 8 | 9 | 8 | 7 | 5 | 4 |
| BURDINNE | 1 | 1 | - | 2 | 1 | 4 | 4 | 4 | 7 | 4 | 1 | 2 |
| CLAVIER | 3 | 7 | 2 | 3 | 1 | 4 | 9 | 11 | 9 | 9 | 1 | 5 |
| ENGIS | 10 | 5 | 15 | 14 | 24 | 22 | 29 | 37 | 33 | 18 | 13 | 22 |
| FERRIERES | 1 | 2 | 2 | 1 | 3 | 6 | 5 | 6 | 3 | 3 | 2 | 1 |
| HAMOIR | 3 | 1 | 1 | 1 | 1 | 2 | 8 | 4 | 11 | - | 4 | 2 |
| HERON | 2 | 3 | 2 | 5 | - | 3 | 3 | 4 | 7 | 6 | 1 | 3 |
| HOEI | 53 | 42 | 34 | 41 | 72 | 99 | 91 | 77 | 69 | 37 | 26 | 29 |
| MARCHIN | 1 | 8 | 10 | 12 | 17 | 16 | 22 | 20 | 15 | 21 | 12 | 9 |
| MODAVE | 2 | 3 | 2 | 1 | 7 | 9 | 12 | 9 | 5 | 10 | 8 | 9 |
| NANDRIN | 1 | 1 | - | 2 | 1 | 5 | 21 | 18 | 10 | 12 | 4 | 5 |
| OUFFET | 1 | - | 1 | 1 | 2 | 3 | 4 | 6 | 7 | 4 | 1 | 3 |
| TINLOT | - | - | 1 | 2 | 1 | - | 1 | 5 | 5 | 4 | - | 3 |
| VERLAINE | - | 5 | 2 | 1 | 2 | 4 | 7 | 13 | 12 | 5 | 3 | - |
| VILLERS-LE-BOUILLET | 3 | 1 | 7 | 3 | 7 | 6 | 14 | 17 | 8 | 9 | 3 | 7 |
| WANZE | 11 | 3 | 12 | 7 | 20 | 30 | 35 | 30 | 24 | 21 | 12 | 13 |
| ARR. LUIK | 1.850 | 2.159 | 2.405 | 3.050 | 4.493 | 5.729 | 5.899 | 5.406 | 4.225 | 3.275 | 2.719 | 2.673 |
| ANS | 62 | 73 | 105 | 151 | 162 | 194 | 210 | 233 | 203 | 184 | 123 | 126 |
| AWANS | 3 | 6 | 7 | 6 | 16 | 13 | 36 | 42 | 29 | 32 | 17 | 13 |
| AYWAILLE | 4 | 10 | 6 | 4 | 5 | 13 | 18 | 23 | 20 | 6 | 4 | 6 |
| BITSINGEN | 7 | 16 | 7 | 5 | 13 | 23 | 28 | 36 | 22 | 11 | 18 | 23 |
| BEYNE-HEUSAY | 31 | 21 | 34 | 61 | 83 | 75 | 99 | 99 | 84 | 58 | 56 | 34 |
| BLEGNV | 21 | 10 | 23 | 22 | 29 | 44 | 55 | 51 | 40 | 24 | 29 | 18 |
| CHAUDFONTAINE | 7 | 13 | 19 | 17 | 33 | 44 | 57 | 64 | 64 | 47 | 34 | 37 |
| COMBLAIN-AU-PONT | 5 | 3 | 9 | 8 | 14 | 22 | 26 | 14 | 12 | 14 | 11 | 9 |
| DALHEM | 3 | 8 | 3 | 2 | 7 | 10 | 19 | 16 | 16 | 14 | 14 | 10 |
| ESNEUX | 3 | 3 | 10 | 7 | 16 | 30 | 29 | 40 | 27 | 26 | 15 | 16 |
| FLEMALLE | 24 | 24 | 33 | 56 | 106 | 144 | 169 | 173 | 174 | 121 | 105 | 106 |
| FLERON | 39 | 43 | 48 | 79 | 77 | 123 | 111 | 146 | 106 | 87 | 77 | 76 |
| GRACE-HOLLOGNE | 52 | 90 | 125 | 151 | 209 | 231 | 273 | 292 | 252 | 200 | 156 | 118 |
| HERSTAL | 127 | 165 | 237 | 248 | 353 | 427 | 444 | 467 | 395 | 293 | 236 | 224 |
| JUPRELLE | 6 | 17 | 15 | 21 | 22 | 18 | 25 | 40 | 43 | 23 | 21 | 10 |
| LUIK | 1.039 | 1.134 | 1.094 | 1.299 | 2.191 | 2.856 | 2.706 | 2.153 | 1.530 | 1.152 | 980 | 1.007 |
| NEUPRE | 5 | 6 | 12 | 11 | 8 | 14 | 30 | 24 | 35 | 38 | 22 | 23 |
| OUPEYE | 32 | 40 | 37 | 58 | 83 | 105 | 128 | 145 | 126 | 95 | 59 | 56 |
| SAINT-NICOLAS | 116 | 180 | 210 | 263 | 323 | 390 | 436 | 418 | 315 | 258 | 236 | 235 |
| SERAING | 163 | 175 | 234 | 384 | 544 | 720 | 719 | 646 | 503 | 425 | 355 | 378 |
| SOUMAGNE | 11 | 12 | 23 | 35 | 45 | 60 | 83 | 84 | 74 | 63 | 44 | 41 |
| SPRIMONT | 8 | 7 | 5 | 11 | 15 | 25 | 33 | 36 | 37 | 17 | 16 | 23 |
| TROOZ | 3 | 9 | 12 | 14 | 17 | 44 | 40 | 39 | 33 | 25 | 21 | 24 |
| WEZET | 79 | 94 | 97 | 137 | 122 | 104 | 125 | 125 | 85 | 62 | 70 | 60 |
| ARR. VERVIERS | 729 | 809 | 817 | 741 | 1.003 | 1.537 | 1.556 | 1.319 | 1.178 | 916 | 801 | 742 |
| AMEL | 2 | 2 | 4 | 2 | 2 | 5 | 10 | 5 | 9 | 5 | 5 | - |
| AUBEL | 2 | 3 | - | - | 4 | 7 | 9 | 11 | 3 | 5 | 4 | 3 |
| BAELEN | 4 | 7 | 4 | 7 | 9 | 13 | 16 | 21 | 10 | 13 | 10 | 14 |
| BULLINGEN | 6 | 4 | 4 | 6 | 6 | 17 | 5 | 8 | 10 | 8 | 8 | 4 |

| N.I.S. BEVOLKING OP 1-1-1994 | | TABEL 00.04 B M VREEMDE BEVOLKING NAAR GESLACHT, LEEFTIJDGROEPEN EN LEEFTIJDKlassen - MANNELIJKE BEVOLKING - | | | | | | | BLZ. 5.- FOL. 2.- | | | ALLE ADMINISTRATIEVE EENHEDEN | |
|------------------------------------|---------------|---|---------------|---------------|---------------|---------------|--------------------|----------------|-------------------|--------------------|---------------|-------------------------------|--|
| LEEFTIJDGROEP | | | | | | | | LEEFTIJDKlasse | | | ALGE- MEEN | WOONPLAATS | |
| 60-64 JAAR | 65-69 JAAR | 70-74 JAAR | 75-79 JAAR | 80-84 JAAR | 85-89 JAAR | 90-94 JAAR | 95 JAAR EN MEER | 0-14 JAAR | 15-64 JAAR | 65 JAAR EN MEER | TOTAAL | | |
| 15 | 15 | 6 | 3 | 4 | 2 | - | - | 11 | 142 | 30 | 183 | MOMIGNIES | |
| 117 | 106 | 67 | 28 | 17 | 4 | 1 | - | 174 | 1.618 | 223 | 2.015 | MORLANWELZ | |
| 5 | 12 | 5 | - | - | - | - | - | 3 | 88 | 17 | 108 | SIVRY-RANCE | |
| 17 | 16 | 8 | 3 | 2 | 1 | - | - | 16 | 226 | 30 | 272 | THUIN | |
| 184 | 193 | 139 | 45 | 35 | 23 | 8 | 3 | 597 | 4.119 | 446 | 5.162 | ARR. DOORNIK | |
| 5 | 6 | 3 | 1 | - | 2 | - | - | 12 | 145 | 12 | 169 | ANTOING | |
| 16 | 5 | 9 | 3 | 3 | - | - | - | 51 | 257 | 20 | 328 | BRUNEHOUT | |
| 2 | 4 | 4 | - | 2 | 2 | - | - | 14 | 75 | 12 | 101 | CELLES | |
| 30 | 38 | 37 | 8 | 8 | 7 | 1 | - | 145 | 639 | 99 | 883 | ESTAIMPUIS | |
| 11 | 7 | 4 | 6 | 2 | - | - | - | 26 | 186 | 19 | 231 | LEUZE-EN-HAINAUT | |
| - | 4 | 1 | - | - | - | 1 | - | 8 | 47 | 6 | 61 | MONT-DE-L'ENCLUS | |
| 4 | 6 | 1 | - | 1 | - | - | - | 16 | 93 | 8 | 117 | PECO | |
| 44 | 45 | 28 | 4 | 5 | 2 | 1 | - | 123 | 865 | 85 | 1.073 | PERUWELZ | |
| 3 | 4 | 3 | - | 1 | - | - | - | 15 | 110 | 8 | 133 | RUMES | |
| 69 | 74 | 49 | 23 | 13 | 10 | 5 | 3 | 187 | 1.702 | 177 | 2.066 | DOORNIK | |
| 3.579 | 3.261 | 2.200 | 822 | 526 | 162 | 38 | 6 | 9.117 | 53.482 | 7.015 | 69.614 | PROV. LUIK | |
| 132 | 128 | 96 | 35 | 28 | 5 | 4 | - | 277 | 2.060 | 296 | 2.633 | ARR. HOEI | |
| 26 | 21 | 17 | 5 | 6 | 1 | - | - | 12 | 311 | 50 | 373 | AMAY | |
| 5 | 5 | 2 | - | 1 | - | - | - | - | 62 | 8 | 70 | ANTHISNES | |
| 1 | 3 | 3 | 1 | 1 | - | - | - | 2 | 30 | 8 | 40 | BURDINNE | |
| 3 | 5 | 3 | 4 | 1 | - | - | - | 12 | 55 | 13 | 80 | CLAVIER | |
| 28 | 20 | 16 | 3 | 2 | 2 | 1 | - | 30 | 240 | 44 | 314 | ENGIS | |
| 1 | 4 | 2 | - | 1 | 1 | - | - | 5 | 31 | 8 | 44 | FERRIERES | |
| - | 2 | 1 | - | 1 | - | - | - | 5 | 33 | 4 | 42 | HAMOIR | |
| 5 | - | 2 | 1 | 1 | - | - | - | 7 | 37 | 4 | 48 | HERON | |
| 22 | 25 | 16 | 7 | 2 | - | 1 | - | 129 | 563 | 51 | 743 | HOEI | |
| 8 | 13 | 5 | 5 | 2 | - | - | - | 19 | 152 | 25 | 196 | MARCHIN | |
| 7 | 9 | 4 | 2 | 2 | - | - | - | 7 | 77 | 17 | 101 | MODAVE | |
| 7 | 1 | 1 | 1 | 2 | - | - | - | 2 | 85 | 5 | 92 | NANDRIN | |
| 1 | 1 | 3 | 1 | - | - | - | - | 2 | 32 | 5 | 39 | OUFFET | |
| - | 1 | 2 | - | - | - | - | - | 1 | 21 | 3 | 25 | TINLOT | |
| 1 | 2 | 3 | - | - | - | - | - | 7 | 48 | 5 | 60 | VERLAINE | |
| 3 | 3 | 3 | 1 | 2 | - | 1 | - | 11 | 77 | 10 | 98 | VILLERS-LE-BOUILLET | |
| 14 | 13 | 13 | 4 | 4 | 1 | 1 | - | 26 | 206 | 36 | 268 | WANZE | |
| 2.792 | 2.588 | 1.760 | 627 | 404 | 114 | 23 | 5 | 6.414 | 40.261 | 5.521 | 52.196 | ARR. LUIK | |
| 110 | 97 | 52 | 30 | 15 | 4 | - | - | 240 | 1.696 | 198 | 2.134 | ANS | |
| 8 | 10 | 5 | 3 | 2 | - | - | - | 16 | 212 | 20 | 248 | AWANS | |
| 8 | 7 | 3 | 3 | 2 | - | - | - | 20 | 107 | 15 | 142 | AYWAILLE | |
| 9 | 10 | 4 | 4 | 2 | - | - | - | 30 | 188 | 20 | 238 | BITSINGEN | |
| 56 | 58 | 39 | 12 | 11 | 2 | - | - | 86 | 705 | 122 | 913 | BEYNE-HEUSAY | |
| 19 | 25 | 15 | 4 | 2 | - | - | - | 54 | 331 | 46 | 431 | BLEGNY | |
| 38 | 31 | 21 | 5 | 5 | 1 | - | - | 39 | 435 | 63 | 537 | CHAUDFONTAINE | |
| 7 | 7 | 9 | 5 | 2 | 1 | - | - | 17 | 137 | 24 | 178 | COMBLAIN-AU-PONT | |
| 7 | 6 | 3 | 4 | 5 | - | - | - | 14 | 115 | 18 | 147 | DALHEM | |
| 16 | 12 | 10 | 4 | 2 | - | - | - | 16 | 222 | 28 | 266 | ESNEUX | |
| 103 | 127 | 128 | 40 | 31 | 5 | 1 | - | 81 | 1.257 | 332 | 1.670 | FLEMALLE | |
| 74 | 55 | 45 | 16 | 11 | - | 1 | - | 130 | 956 | 128 | 1.214 | FLERON | |
| 145 | 142 | 86 | 23 | 17 | 1 | 1 | 1 | 267 | 2.027 | 271 | 2.565 | GRACE-HOLLOGNE | |
| 253 | 263 | 171 | 55 | 33 | 9 | 2 | - | 529 | 3.340 | 533 | 4.402 | HERSTAL | |
| 6 | 8 | 8 | 1 | 4 | 1 | - | - | 38 | 229 | 22 | 289 | JUPRELLE | |
| 1.036 | 833 | 560 | 205 | 109 | 41 | 7 | 2 | 3.267 | 16.910 | 1.757 | 21.934 | LUIK | |
| 16 | 14 | 8 | 2 | 2 | 2 | - | - | 23 | 221 | 28 | 272 | NEUPRE | |
| 47 | 70 | 37 | 15 | 10 | 6 | 1 | - | 109 | 902 | 139 | 1.150 | OUPYE | |
| 274 | 227 | 134 | 46 | 32 | 7 | 2 | 2 | 506 | 3.148 | 450 | 4.104 | SAINT-NICOLAS | |
| 414 | 444 | 311 | 125 | 85 | 24 | 8 | - | 572 | 5.088 | 997 | 6.657 | SERAING | |
| 29 | 34 | 27 | 4 | 1 | 3 | - | - | 46 | 558 | 69 | 673 | SOUMAGNE | |
| 13 | 14 | 8 | 6 | 7 | 2 | - | - | 20 | 226 | 37 | 283 | SPRIMONT | |
| 28 | 38 | 36 | 6 | 5 | 3 | - | - | 24 | 285 | 88 | 397 | TROOZ | |
| 76 | 56 | 40 | 9 | 9 | 2 | - | - | 270 | 966 | 116 | 1.352 | WEZET | |
| 613 | 488 | 304 | 147 | 82 | 38 | 8 | 1 | 2.355 | 10.406 | 1.068 | 13.829 | ARR. VERVIERS | |
| 4 | 2 | 2 | - | 1 | 1 | 1 | - | 8 | 47 | 7 | 62 | AMEL | |
| 3 | 1 | 4 | 2 | 1 | 2 | - | - | 5 | 49 | 10 | 64 | AUBEL | |
| 7 | 8 | 4 | 3 | - | - | - | - | 15 | 120 | 15 | 150 | BAELEN | |
| 7 | 2 | 2 | 2 | 1 | - | - | - | 14 | 79 | 7 | 100 | BULLINGEN | |

| WOONPLAATS | LEEFTIJDGROEP | | | | | | | | | | | |
|-------------------------|---------------|-------------|---------------|---------------|---------------|---------------|---------------|---------------|---------------|---------------|---------------|---------------|
| | 0-4 JAAR | 5-9 JAAR | 10-14 JAAR | 15-19 JAAR | 20-24 JAAR | 25-29 JAAR | 30-34 JAAR | 35-39 JAAR | 40-44 JAAR | 45-49 JAAR | 50-54 JAAR | 55-59 JAAR |
| BURG-REULAND | 8 | 6 | 3 | 4 | 8 | 18 | 19 | 11 | 17 | 8 | 7 | 2 |
| BUTGENBACH | 5 | 2 | 7 | 4 | 11 | 7 | 8 | 7 | 18 | 3 | 10 | 8 |
| DISON | 61 | 72 | 64 | 67 | 76 | 106 | 101 | 78 | 66 | 42 | 31 | 45 |
| EUPEN | 25 | 50 | 48 | 53 | 69 | 123 | 106 | 91 | 83 | 91 | 80 | 67 |
| HERVE | 8 | 6 | 16 | 24 | 28 | 47 | 56 | 48 | 56 | 33 | 26 | 24 |
| JALHAY | 3 | 4 | 2 | 5 | 3 | 7 | 14 | 10 | 4 | 10 | 6 | 4 |
| KELMIS | 86 | 91 | 86 | 50 | 127 | 181 | 143 | 133 | 139 | 123 | 119 | 98 |
| LIERNEUX | 1 | 2 | 2 | - | 2 | 7 | 1 | 7 | 6 | - | 1 | 2 |
| LIMBURG | 4 | 4 | 6 | 5 | 12 | 9 | 22 | 13 | 13 | 14 | 4 | 7 |
| LONTZEN | 25 | 21 | 16 | 20 | 29 | 49 | 48 | 61 | 40 | 36 | 33 | 19 |
| MALMEDY | 17 | 21 | 18 | 18 | 23 | 40 | 33 | 28 | 23 | 18 | 18 | 15 |
| OLNE | - | 1 | 3 | 2 | 3 | 6 | 18 | 13 | 13 | 7 | 3 | 10 |
| PEPINSTER | 6 | 5 | 10 | 12 | 7 | 16 | 22 | 15 | 14 | 10 | 8 | 9 |
| PLOMBIERES | 50 | 58 | 34 | 29 | 72 | 98 | 120 | 103 | 76 | 65 | 53 | 45 |
| RAEREN | 124 | 123 | 106 | 92 | 138 | 236 | 259 | 194 | 196 | 168 | 162 | 131 |
| SANKT-VITH | 4 | 9 | 7 | 14 | 6 | 18 | 23 | 16 | 20 | 13 | 6 | 17 |
| SPA | 9 | 10 | 9 | 9 | 19 | 37 | 20 | 23 | 30 | 22 | 11 | 15 |
| STAVELOT | 5 | - | - | 7 | 13 | 13 | 9 | 11 | 16 | 10 | 4 | 1 |
| STOUMONT | 1 | 3 | 4 | 8 | 4 | 3 | 8 | 5 | 4 | 2 | 2 | 2 |
| THEUX | 4 | 2 | 2 | 5 | 10 | 14 | 18 | 15 | 11 | 8 | 5 | 6 |
| THIMISTER-CLERMONT | 2 | 1 | 2 | 2 | 3 | 8 | 10 | 12 | 15 | 6 | 7 | 1 |
| TROIS-PONTS | 2 | 4 | 2 | 1 | 2 | 2 | 4 | 7 | 2 | 2 | 2 | 3 |
| VERVIERS | 251 | 291 | 344 | 280 | 294 | 406 | 406 | 327 | 252 | 163 | 156 | 162 |
| WEISMES | 3 | 1 | 2 | 4 | 5 | 10 | 16 | 12 | 4 | 8 | 5 | 10 |
| WELKENRAEDT | 11 | 6 | 12 | 11 | 18 | 34 | 32 | 34 | 28 | 23 | 15 | 18 |
| ARR. BORGWORM | 15 | 23 | 33 | 30 | 55 | 95 | 111 | 119 | 120 | 79 | 50 | 54 |
| BERLOZ | - | - | - | - | - | 2 | 3 | 1 | 2 | 1 | - | 2 |
| BRAIVES | 3 | - | 2 | 1 | 6 | 7 | 7 | 6 | 8 | 6 | 2 | 5 |
| CRISNEE | - | - | 2 | 1 | 1 | 3 | 3 | 5 | 7 | 3 | 1 | 1 |
| DONCEEL | - | 4 | 2 | 2 | 3 | 5 | 5 | 7 | 7 | 7 | 6 | 2 |
| FAIMES | 3 | 1 | 1 | 1 | 2 | 3 | 2 | 7 | 5 | 2 | 2 | 1 |
| FEXHE-LE-HAUT-CLOCHER | 2 | 3 | 2 | 1 | 2 | 3 | 7 | 4 | 7 | 5 | - | 3 |
| GEER | - | - | 1 | 1 | 1 | 2 | 2 | 2 | 2 | 2 | 1 | 4 |
| HANNUIT | 1 | 6 | 10 | 7 | 5 | 20 | 15 | 16 | 19 | 8 | 12 | 6 |
| LIJSEM | - | 2 | 3 | 1 | 4 | 2 | 3 | 1 | 4 | 2 | - | 2 |
| OERLE | - | - | - | 1 | 2 | 7 | 5 | 4 | 7 | 4 | - | 2 |
| REMICOURT | 3 | - | - | 1 | 4 | 3 | 8 | 6 | 7 | 7 | 4 | 1 |
| SAINT-GEORGES-SUR-MEUSE | 3 | 3 | 4 | 4 | 16 | 24 | 30 | 33 | 27 | 17 | 13 | 20 |
| BORGWORM | - | 4 | 5 | 9 | 9 | 11 | 20 | 21 | 15 | 14 | 9 | 5 |
| WASSEIGES | - | - | 1 | - | - | 3 | 1 | 6 | 3 | 1 | - | - |
| LIMBURG | 1.864 | 2.149 | 2.346 | 2.683 | 3.294 | 3.969 | 3.982 | 3.465 | 2.758 | 2.104 | 2.006 | 1.958 |
| ARR. HASSELT | 980 | 1.193 | 1.317 | 1.500 | 1.804 | 1.984 | 1.943 | 1.633 | 1.283 | 883 | 835 | 912 |
| AS | 5 | 6 | 6 | 6 | 14 | 27 | 28 | 19 | 22 | 13 | 10 | 7 |
| BERINGEN | 203 | 252 | 286 | 287 | 262 | 263 | 265 | 229 | 181 | 114 | 121 | 86 |
| DIEPENBEEK | 6 | 9 | 12 | 9 | 13 | 22 | 33 | 33 | 26 | 12 | 14 | 8 |
| GENK | 388 | 446 | 483 | 713 | 898 | 885 | 857 | 764 | 561 | 409 | 397 | 505 |
| GINGELOM | - | - | 2 | 2 | 4 | 6 | 5 | 4 | 3 | 3 | 4 | - |
| HALEN | 7 | 2 | 6 | 5 | 5 | 10 | 3 | 19 | 2 | 6 | 5 | 1 |
| HAM | 14 | 12 | 15 | 19 | 17 | 26 | 27 | 22 | 13 | 11 | 7 | 11 |
| HASSELT | 78 | 114 | 75 | 76 | 149 | 197 | 211 | 125 | 128 | 92 | 66 | 58 |
| HERK-DE-STAD | 2 | 4 | 5 | 3 | 5 | 13 | 11 | 15 | 5 | 10 | 2 | 1 |
| HEUSDEN-ZOLDER | 165 | 228 | 300 | 255 | 256 | 272 | 250 | 199 | 152 | 80 | 116 | 140 |
| LEOPOLDSBURG | 43 | 49 | 47 | 45 | 47 | 58 | 48 | 31 | 36 | 23 | 11 | 21 |
| LUMMEN | 9 | 10 | 11 | 12 | 12 | 11 | 21 | 22 | 13 | 6 | 11 | 8 |
| NIEUWERKERKEN | - | - | 1 | 1 | 3 | 4 | 5 | 4 | 1 | 2 | 1 | 1 |
| OPGLABBEEK | 10 | 6 | 5 | 11 | 29 | 34 | 31 | 28 | 16 | 21 | 11 | 12 |
| SINT-TRUIDEN | 13 | 15 | 9 | 12 | 25 | 46 | 45 | 35 | 44 | 39 | 19 | 16 |
| TESSENDERLO | 15 | 12 | 21 | 11 | 21 | 30 | 23 | 21 | 17 | 9 | 10 | 8 |
| ZONHOVEN | 16 | 19 | 26 | 19 | 29 | 57 | 48 | 42 | 34 | 18 | 12 | 11 |
| ZUTENDAAL | 6 | 9 | 7 | 14 | 15 | 23 | 32 | 21 | 29 | 15 | 18 | 18 |
| ARR. MAASEIK | 452 | 470 | 537 | 573 | 713 | 987 | 975 | 925 | 788 | 634 | 643 | 573 |
| BOCHOLT | 12 | 14 | 8 | 15 | 17 | 31 | 28 | 26 | 27 | 33 | 21 | 17 |
| BREE | 8 | 13 | 10 | 10 | 21 | 20 | 26 | 8 | 22 | 16 | 26 | 14 |
| DILSEN-STOKKEM | 43 | 43 | 45 | 39 | 52 | 85 | 93 | 76 | 58 | 52 | 49 | 46 |
| HAMONT-ACHEL | 45 | 32 | 49 | 62 | 76 | 120 | 90 | 118 | 104 | 111 | 129 | 109 |

| N.I.S. BEVOLKING OP 1-1-1994 | | TABEL 00.04 B M VREEMDE BEVOLKING NAAR GESLACHT, LEEFTIJDGROEPEN EN LEEFTIJDKlassen - MANNELIJKE BEVOLKING - | | | | | | | BLZ. 6.- FOL. 2.- | | | ALLE ADMINISTRATIEVE EENHEDEN | |
|------------------------------------|---------------|---|---------------|---------------|---------------|---------------|--------------------|----------------|-------------------|--------------------|---------------|-------------------------------|--|
| LEEFTIJDGROEP | | | | | | | | LEEFTIJDKlasse | | | ALGE- MEEN | WOONPLAATS | |
| 60-64 JAAR | 65-69 JAAR | 70-74 JAAR | 75-79 JAAR | 80-84 JAAR | 85-89 JAAR | 90-94 JAAR | 95 JAAR EN MEER | 0-14 JAAR | 15-64 JAAR | 65 JAAR EN MEER | TOTAAL | | |
| 14 | 6 | 4 | 5 | 1 | 2 | 1 | - | 17 | 108 | 19 | 144 | BURG-REULAND | |
| 3 | 2 | 2 | - | 3 | - | - | - | 14 | 79 | 7 | 100 | BUTGENBACH | |
| 50 | 26 | 18 | 6 | 2 | 2 | - | - | 197 | 662 | 54 | 913 | DISON | |
| 40 | 24 | 22 | 15 | 7 | 2 | - | - | 123 | 803 | 70 | 996 | EUPEN | |
| 32 | 27 | 25 | 5 | 5 | 2 | - | - | 30 | 374 | 64 | 468 | HERVE | |
| 3 | 1 | - | 1 | - | - | - | - | 9 | 66 | 2 | 77 | JALHAY | |
| 68 | 57 | 34 | 15 | 7 | 8 | 2 | - | 263 | 1.181 | 123 | 1.567 | KELMIS | |
| 3 | 4 | 2 | 2 | - | - | - | - | 5 | 29 | 8 | 42 | LIERNEUX | |
| 7 | 8 | 3 | 3 | - | 1 | - | 1 | 14 | 106 | 16 | 136 | LIMBURG | |
| 19 | 14 | 9 | 9 | 1 | 2 | - | - | 62 | 354 | 35 | 451 | LONTZEN | |
| 17 | 11 | 10 | 4 | 4 | 1 | - | - | 56 | 233 | 30 | 319 | MALMEDY | |
| 4 | 4 | 3 | - | 1 | - | - | - | 4 | 79 | 8 | 91 | OLNE | |
| 10 | 8 | 2 | - | 4 | - | - | - | 21 | 123 | 14 | 158 | PEPINSTER | |
| 34 | 44 | 23 | 10 | 8 | 2 | 1 | - | 142 | 695 | 88 | 925 | PLOMBIERES | |
| 90 | 80 | 47 | 23 | 11 | 4 | - | - | 353 | 1.666 | 165 | 2.184 | RAEREN | |
| 7 | 6 | 9 | - | 4 | - | - | - | 20 | 140 | 19 | 179 | SANKT-VITH | |
| 12 | 22 | 8 | 6 | - | 2 | - | - | 28 | 198 | 38 | 264 | SPA | |
| 10 | 3 | 3 | 1 | 1 | - | - | - | 5 | 94 | 8 | 107 | STAVELOT | |
| 1 | - | 1 | 2 | - | 1 | - | - | 8 | 39 | 4 | 51 | STOUMONT | |
| 5 | 8 | 3 | - | 1 | 2 | - | - | 8 | 97 | 14 | 119 | THEUX | |
| 1 | 2 | 4 | 2 | - | - | 1 | - | 5 | 65 | 9 | 79 | THIMISTER-CLERMONT | |
| 1 | 1 | 1 | - | - | - | - | - | 8 | 26 | 2 | 36 | TROIS-PONTS | |
| 143 | 101 | 43 | 26 | 12 | 4 | 2 | - | 886 | 2.589 | 188 | 3.663 | VERVIERS | |
| 4 | 5 | 1 | - | 4 | - | - | - | 6 | 78 | 10 | 94 | WEISMES | |
| 14 | 11 | 15 | 5 | 3 | - | - | - | 29 | 227 | 34 | 290 | WELKENRAEDT | |
| 42 | 57 | 40 | 13 | 12 | 5 | 3 | - | 71 | 755 | 130 | 956 | ARR. BORGWORM | |
| - | 1 | 1 | - | 1 | - | - | - | - | 11 | 3 | 14 | BERLOZ | |
| 3 | 3 | 1 | 1 | 2 | - | - | - | 5 | 51 | 7 | 63 | BRAIVES | |
| - | 2 | 2 | - | - | 1 | - | - | 2 | 25 | 5 | 32 | CRISNEE | |
| 3 | 3 | 1 | - | 1 | - | - | - | 6 | 47 | 5 | 58 | DONCEEL | |
| 1 | 1 | 1 | 1 | 1 | - | - | - | 5 | 26 | 4 | 35 | FAIMES | |
| 1 | 3 | 2 | 1 | 2 | - | - | - | 7 | 33 | 8 | 48 | FEXHE-LE-HAUT-CLOCHER | |
| 1 | 2 | 1 | - | - | - | - | - | 1 | 18 | 3 | 22 | GEER | |
| 3 | 9 | 3 | 3 | 2 | 1 | - | - | 17 | 111 | 18 | 146 | HANNUIT | |
| 1 | 1 | - | - | - | - | - | - | 5 | 20 | 1 | 26 | LIJSEM | |
| - | - | 1 | - | - | - | - | - | - | 32 | 1 | 33 | OERLE | |
| 2 | 3 | 1 | 1 | 1 | - | - | - | 3 | 43 | 6 | 52 | REMICOURT | |
| 24 | 26 | 20 | 2 | 2 | 2 | 1 | - | 10 | 208 | 53 | 271 | SAINT-GEORGES-SUR-MEUSE | |
| 3 | 3 | 6 | 4 | - | - | 2 | - | 9 | 116 | 15 | 140 | BORGWORM | |
| - | - | - | - | - | 1 | - | - | 1 | 14 | 1 | 16 | WASSEIGES | |
| 1.767 | 1.297 | 840 | 368 | 170 | 50 | 7 | 2 | 6.359 | 27.986 | 2.734 | 37.079 | LIMBURG | |
| 805 | 579 | 346 | 129 | 54 | 7 | 2 | 1 | 3.490 | 13.582 | 1.118 | 18.190 | ARR. HASSELT | |
| 9 | 8 | 8 | 4 | 2 | - | 1 | - | 17 | 155 | 23 | 195 | AS | |
| 77 | 54 | 44 | 12 | 3 | 1 | - | - | 741 | 1.885 | 114 | 2.740 | BERINGEN | |
| 8 | 3 | 2 | 2 | 2 | - | - | - | 27 | 178 | 9 | 214 | DIEPENBEEK | |
| 431 | 335 | 202 | 77 | 32 | 5 | - | 1 | 1.317 | 6.420 | 652 | 8.389 | GENK | |
| 1 | - | - | - | - | - | - | - | 2 | 32 | - | 34 | GINGELOM | |
| 3 | 2 | - | - | - | - | - | - | 15 | 59 | 2 | 76 | HALEN | |
| 9 | 13 | 2 | - | - | - | - | - | 41 | 162 | 15 | 218 | HAM | |
| 59 | 44 | 24 | 5 | 2 | 1 | - | - | 267 | 1.161 | 76 | 1.504 | HASSELT | |
| 1 | 1 | 1 | 2 | 1 | - | - | - | 11 | 66 | 5 | 82 | HERK-DE-STAD | |
| 128 | 64 | 27 | 12 | 5 | - | 1 | - | 693 | 1.848 | 109 | 2.650 | HEUSDEN-ZOLDER | |
| 15 | 6 | 6 | 2 | 2 | - | - | - | 139 | 335 | 16 | 490 | LEOPOLDSBURG | |
| 4 | 4 | 1 | - | - | - | - | - | 30 | 120 | 5 | 155 | LUMMEN | |
| - | - | 1 | - | - | - | - | - | 1 | 22 | 1 | 24 | NIEUWERKERKEN | |
| 8 | 7 | 5 | 1 | - | - | - | - | 21 | 201 | 13 | 235 | OPGLABBEEK | |
| 12 | 16 | 14 | 5 | 3 | - | - | - | 37 | 293 | 38 | 368 | SINT-TRUIDEN | |
| 15 | 6 | 2 | 3 | 1 | - | - | - | 48 | 165 | 12 | 225 | TESSENDERLO | |
| 14 | 7 | 5 | 2 | 1 | - | - | - | 61 | 284 | 15 | 360 | ZONHOVEN | |
| 11 | 9 | 2 | 2 | - | - | - | - | 22 | 196 | 13 | 231 | ZUTENDAAL | |
| 500 | 369 | 285 | 158 | 75 | 27 | 5 | - | 1.459 | 7.311 | 919 | 9.689 | ARR. MAASEIK | |
| 16 | 10 | 5 | 5 | - | - | - | - | 34 | 231 | 20 | 285 | BOCHOLT | |
| 13 | 6 | 10 | 2 | 2 | 1 | - | - | 31 | 176 | 21 | 228 | BREE | |
| 42 | 30 | 17 | 11 | 4 | 1 | 1 | - | 131 | 592 | 64 | 787 | DILSEN-STOKKEM | |
| 91 | 60 | 69 | 47 | 27 | 9 | 2 | - | 126 | 1.010 | 214 | 1.350 | HAMONT-ACHEL | |

| N.I.S. BEVOLKING OP 1-1-1994 | TABEL 00.04 B M | | BLZ. 7.- FOL. 1.- | | | | | | | | | |
|------------------------------------|--|-------------|-------------------|---------------|---------------|---------------|---------------|---------------|---------------|---------------|-------------------------------|---------------|
| | VREEMDE BEVOLKING NAAR GESLACHT, LEEFTIJDGROEPEN EN LEEFTIJDKlassen - MANNELIJKE BEVOLKING - | | | | | | | | | | ALLE ADMINISTRATIEVE EENHEDEN | |
| WOONPLAATS | LEEFTIJDGROEP | | | | | | | | | | | |
| | 0-4 JAAR | 5-9 JAAR | 10-14 JAAR | 15-19 JAAR | 20-24 JAAR | 25-29 JAAR | 30-34 JAAR | 35-39 JAAR | 40-44 JAAR | 45-49 JAAR | 50-54 JAAR | 55-59 JAAR |
| HECHTEL-EKSEL | 20 | 9 | 14 | 19 | 18 | 25 | 31 | 27 | 17 | 11 | 24 | 25 |
| HOUTHALEN-HELCHTEREN | 150 | 187 | 197 | 231 | 254 | 315 | 332 | 315 | 225 | 118 | 128 | 142 |
| KINROOI | 16 | 18 | 21 | 25 | 41 | 50 | 48 | 55 | 63 | 46 | 23 | 16 |
| LOMMEL | 63 | 56 | 63 | 59 | 96 | 122 | 124 | 96 | 83 | 98 | 84 | 61 |
| MAASEIK | 43 | 51 | 69 | 46 | 59 | 90 | 90 | 81 | 72 | 77 | 74 | 64 |
| MEEUWEN-GRUITRODE | 7 | 8 | 4 | 6 | 6 | 18 | 14 | 15 | 15 | 7 | 6 | 7 |
| NEERPELT | 27 | 23 | 28 | 32 | 38 | 58 | 50 | 58 | 58 | 44 | 54 | 50 |
| OVERPELT | 7 | 7 | 13 | 16 | 16 | 28 | 28 | 32 | 23 | 13 | 12 | 15 |
| PEER | 11 | 9 | 16 | 13 | 19 | 25 | 21 | 18 | 21 | 8 | 13 | 7 |
| ARR. TONGEREN | 432 | 486 | 492 | 610 | 777 | 998 | 1.064 | 907 | 687 | 587 | 528 | 473 |
| ALKEN | 4 | 3 | 5 | 2 | 5 | 17 | 13 | 9 | 4 | 4 | 3 | 1 |
| BILZEN | 45 | 56 | 37 | 47 | 34 | 88 | 96 | 83 | 61 | 50 | 26 | 16 |
| BORGLOON | 2 | 4 | 7 | 4 | 6 | 4 | 6 | 10 | 11 | 8 | 1 | 3 |
| HEERS | 2 | 2 | - | 2 | 2 | 8 | 7 | 5 | 7 | 3 | 1 | 1 |
| HERSTAPPE | - | - | - | - | - | - | - | - | - | - | - | - |
| HOESELT | 3 | 6 | 5 | 7 | 8 | 11 | 15 | 15 | 6 | 14 | 8 | 7 |
| KORTESSEM | 2 | 4 | 5 | 4 | 3 | 9 | 15 | 5 | 6 | 2 | 5 | 3 |
| LANAKEN | 108 | 69 | 69 | 103 | 195 | 219 | 198 | 149 | 132 | 150 | 166 | 117 |
| MAASMECHELEN | 202 | 276 | 284 | 362 | 370 | 451 | 516 | 443 | 306 | 219 | 225 | 250 |
| RIEMST | 24 | 27 | 34 | 51 | 93 | 99 | 81 | 69 | 67 | 61 | 39 | 38 |
| TONGEREN | 13 | 15 | 19 | 14 | 34 | 45 | 61 | 64 | 47 | 38 | 29 | 18 |
| VOEREN | 24 | 24 | 26 | 13 | 19 | 37 | 49 | 45 | 35 | 32 | 22 | 18 |
| WELLEN | 3 | - | 1 | 1 | 8 | 10 | 7 | 10 | 5 | 6 | 3 | 1 |
| LUXEMBURG | 253 | 256 | 288 | 256 | 426 | 660 | 640 | 665 | 598 | 533 | 342 | 301 |
| ARR. AARLEN | 106 | 91 | 108 | 98 | 166 | 324 | 285 | 311 | 252 | 231 | 151 | 141 |
| AARLEN | 41 | 41 | 50 | 49 | 85 | 169 | 112 | 115 | 88 | 72 | 55 | 47 |
| ATTERT | 2 | 2 | 3 | 2 | 1 | 10 | 11 | 12 | 11 | 6 | 2 | 1 |
| AUBANGE | 49 | 38 | 46 | 36 | 58 | 101 | 113 | 119 | 94 | 104 | 74 | 66 |
| MARTELANGE | - | - | - | 3 | 3 | 2 | 4 | 11 | 3 | 5 | 3 | 4 |
| MESSANCY | 14 | 10 | 9 | 8 | 19 | 42 | 45 | 54 | 56 | 44 | 17 | 23 |
| ARR. BASTENAKEN | 30 | 27 | 38 | 39 | 45 | 70 | 69 | 72 | 48 | 47 | 33 | 18 |
| BASTENAKEN | 16 | 14 | 21 | 17 | 28 | 35 | 33 | 32 | 21 | 21 | 9 | 4 |
| BERTOEGNE | 1 | - | 1 | 1 | - | 2 | - | 2 | - | 1 | 2 | 1 |
| FAUVILLERS | - | - | - | 2 | 1 | 3 | 3 | 1 | 2 | 2 | 4 | 1 |
| GOUVY | 8 | 5 | 5 | 2 | 3 | 10 | 11 | 11 | 4 | 4 | 1 | 4 |
| HOUFFALIZE | 1 | 2 | 2 | 5 | 4 | 3 | 5 | 7 | 10 | 6 | 3 | 2 |
| SAINTE-ODE | 1 | 1 | - | 3 | 1 | 3 | 4 | - | - | 5 | 3 | 1 |
| VAUX-SUR-SURE | 1 | - | 2 | 2 | - | 4 | 1 | 1 | 3 | 3 | 2 | 2 |
| VIELSALM | 2 | 5 | 7 | 7 | 8 | 10 | 12 | 18 | 8 | 5 | 9 | 3 |
| ARR. MARCHE-EN-FAMENNE | 35 | 57 | 45 | 35 | 56 | 72 | 80 | 79 | 56 | 64 | 41 | 35 |
| DURBUY | 6 | 3 | 3 | 3 | 7 | 8 | 12 | 18 | 10 | 14 | 6 | 7 |
| EREZEE | - | 1 | 1 | - | - | 3 | 3 | 1 | - | 2 | 1 | 2 |
| HOTTON | - | 2 | 2 | 3 | 4 | 5 | 9 | 4 | 7 | 2 | 3 | 2 |
| LA ROCHE-EN-ARDENNE | 1 | 3 | 2 | 1 | 5 | 7 | 7 | 8 | 5 | 4 | 5 | 2 |
| MANHAY | - | 5 | 2 | 2 | 4 | 2 | 3 | 3 | 3 | 6 | 3 | 4 |
| MARCHE-EN-FAMENNE | 25 | 32 | 32 | 17 | 32 | 35 | 31 | 31 | 21 | 30 | 19 | 13 |
| NASSOGNE | - | 8 | 2 | 7 | 1 | 8 | 7 | 9 | 6 | 4 | 4 | 1 |
| RENDEUX | 3 | 1 | - | 1 | - | - | 2 | 3 | 3 | 2 | - | 2 |
| TENNEVILLE | - | 2 | 1 | 1 | 3 | 4 | 6 | 2 | 1 | - | - | 2 |
| ARR. NEUFCHATEAU | 34 | 30 | 33 | 23 | 69 | 86 | 75 | 76 | 79 | 58 | 29 | 28 |
| BERTRIX | 12 | 7 | 4 | 3 | 16 | 15 | 11 | 14 | 12 | 11 | 3 | 4 |
| BOUILLON | 3 | 3 | 8 | 6 | 11 | 20 | 13 | 14 | 18 | 14 | 8 | 6 |
| DAVERDISSE | - | - | - | - | - | 1 | - | 2 | - | 1 | 1 | - |
| HERBEUMONT | 1 | 1 | 1 | - | 1 | 1 | - | 3 | 2 | 4 | - | 2 |
| LEGLISE | - | 1 | 5 | 1 | 4 | 2 | 5 | 5 | 4 | 1 | 1 | - |
| LIBIN | - | 1 | 1 | 1 | 2 | 2 | 3 | 6 | 4 | 6 | 2 | - |
| LIBRAMONT-CHEVIGNY | 7 | 11 | 6 | 8 | 12 | 20 | 13 | 12 | 7 | 8 | 3 | 3 |
| NEUFCHATEAU | 9 | 4 | 3 | 1 | 8 | 8 | 14 | 6 | 9 | 9 | 2 | 4 |

| N.I.S. BEVOLKING OP 1-1-1994 | | TABEL 00.04 B M VREEMDE BEVOLKING NAAR GESLACHT, LEEFTIJDGROEPEN EN LEEFTIJDKlassen - MANNELIJKE BEVOLKING - | | | | | | | BLZ. 7.- FOL. 2.- | | | ALLE ADMINISTRATIEVE EENHEDEN |
|------------------------------------|---------------|---|---------------|---------------|---------------|---------------|--------------------|----------------|-------------------|--------------------|-----------|-------------------------------|
| LEEFTIJDGROEP | | | | | | | | LEEFTIJDKlasse | | | ALGE-MEEN | WOONPLAATS |
| 60-64 JAAR | 65-69 JAAR | 70-74 JAAR | 75-79 JAAR | 80-84 JAAR | 85-89 JAAR | 90-94 JAAR | 95 JAAR EN MEER | 0-14 JAAR | 15-64 JAAR | 65 JAAR EN MEER | TOTAAL | |
| 20 | 17 | 7 | 8 | - | - | - | - | 43 | 217 | 32 | 292 | HECHTEL-EKSEL |
| 122 | 93 | 66 | 22 | 8 | 3 | - | - | 534 | 2.182 | 192 | 2.908 | HOUTHALEN-HELCHTEREN |
| 16 | 20 | 17 | 7 | 6 | 2 | 1 | - | 55 | 383 | 53 | 491 | KINROOI |
| 63 | 40 | 35 | 13 | 7 | 3 | - | - | 182 | 886 | 98 | 1.166 | LOMMEL |
| 49 | 42 | 29 | 26 | 8 | 3 | - | - | 163 | 702 | 108 | 973 | MAASEIK |
| 13 | 3 | 2 | 2 | - | - | 1 | - | 19 | 107 | 8 | 134 | MEEUWEN-GRUITRODE |
| 37 | 32 | 22 | 12 | 7 | 4 | - | - | 78 | 479 | 77 | 634 | NEERPELT |
| 12 | 10 | 4 | 1 | 6 | 1 | - | - | 27 | 195 | 22 | 244 | OVERPELT |
| 6 | 6 | 2 | 2 | - | - | - | - | 36 | 151 | 10 | 197 | PEER |
| 462 | 349 | 209 | 81 | 41 | 16 | - | 1 | 1.410 | 7.093 | 697 | 9.200 | ARR. TONGEREN |
| 2 | 5 | 1 | 3 | - | - | - | - | 12 | 60 | 9 | 81 | ALKEN |
| 17 | 16 | 8 | 4 | 1 | - | - | - | 138 | 518 | 29 | 685 | BILZEN |
| 2 | 4 | - | - | - | - | - | - | 13 | 55 | 4 | 72 | BORGLOON |
| - | 1 | - | - | - | - | - | - | 4 | 36 | 1 | 41 | HEERS |
| - | - | - | - | - | - | - | - | - | - | - | - | HERSTAPPE |
| 3 | 1 | 1 | - | - | - | - | - | 14 | 94 | 2 | 110 | HOESELT |
| 3 | 2 | 2 | 1 | - | - | - | - | 11 | 55 | 5 | 71 | KORTESSEM |
| 134 | 100 | 68 | 25 | 12 | 6 | - | 1 | 246 | 1.563 | 212 | 2.021 | LANAKEN |
| 240 | 166 | 86 | 30 | 17 | 8 | - | - | 762 | 3.382 | 307 | 4.451 | MAASMECHELEN |
| 26 | 30 | 16 | 11 | 3 | - | - | - | 85 | 624 | 60 | 769 | RIEMST |
| 17 | 11 | 7 | 1 | 4 | - | - | - | 47 | 367 | 23 | 437 | TONGEREN |
| 18 | 12 | 19 | 6 | 4 | 2 | - | - | 74 | 288 | 43 | 405 | VOEREN |
| - | 1 | 1 | - | - | - | - | - | 4 | 51 | 2 | 57 | WELLEN |
| 239 | 192 | 145 | 69 | 50 | 22 | 9 | 1 | 797 | 4.660 | 488 | 5.945 | LUXEMBURG |
| 112 | 91 | 60 | 27 | 26 | 11 | 4 | - | 305 | 2.071 | 219 | 2.595 | ARR. AARLEN |
| 22 | 26 | 11 | 7 | 9 | 3 | 1 | - | 132 | 814 | 57 | 1.003 | AARLEN |
| 4 | 3 | 3 | - | 4 | - | - | - | 7 | 60 | 10 | 77 | ATTERT |
| 63 | 50 | 40 | 12 | 9 | 6 | 2 | - | 133 | 828 | 119 | 1.080 | AUBANGE |
| 3 | 2 | 3 | 3 | 1 | 1 | 1 | - | - | 41 | 11 | 52 | MARTELANGE |
| 20 | 10 | 3 | 5 | 3 | 1 | - | - | 33 | 328 | 22 | 383 | MESSANCY |
| 22 | 15 | 14 | 9 | 5 | 2 | 1 | - | 95 | 463 | 46 | 604 | ARR. BASTENAKEN |
| 11 | 3 | 1 | 4 | 3 | 1 | - | - | 51 | 211 | 12 | 274 | BASTENAKEN |
| - | - | 1 | - | - | - | - | - | 2 | 9 | 1 | 12 | BERTOGNE |
| - | 1 | 1 | - | - | - | - | - | - | 19 | 2 | 21 | FAUVILLERS |
| 4 | 3 | 2 | - | 1 | 1 | - | - | 18 | 54 | 7 | 79 | GOUVY |
| 5 | 1 | 4 | - | 1 | - | 1 | - | 5 | 50 | 7 | 62 | HOUFFALIZE |
| - | 1 | 2 | - | - | - | - | - | 2 | 20 | 3 | 25 | SAINTE-ODE |
| - | 2 | 1 | 2 | - | - | - | - | 3 | 18 | 5 | 26 | VAUX-SUR-SURE |
| 2 | 4 | 2 | 3 | - | - | - | - | 14 | 82 | 9 | 105 | VIELSALM |
| 34 | 26 | 23 | 9 | 2 | 5 | 2 | - | 137 | 552 | 67 | 756 | ARR. MARCHE-EN-FAMENNE |
| 12 | 7 | 1 | 5 | - | 3 | - | - | 12 | 97 | 16 | 125 | DURBUY |
| 3 | 2 | 2 | - | - | - | - | - | 2 | 15 | 4 | 21 | EREZEE |
| 2 | 4 | 1 | - | - | - | 1 | - | 4 | 41 | 6 | 51 | HOTTON |
| 4 | 1 | 3 | 1 | - | 1 | - | - | 6 | 48 | 6 | 60 | LA ROCHE-EN-ARDENNE |
| 1 | 2 | 1 | 1 | - | - | - | - | 7 | 31 | 4 | 42 | MANHAY |
| 6 | 6 | 7 | 1 | 1 | 1 | - | - | 89 | 235 | 16 | 340 | MARCHE-EN-FAMENNE |
| 3 | 2 | 3 | - | 1 | - | 1 | - | 10 | 50 | 7 | 67 | NASSOGNE |
| 2 | - | 4 | - | - | - | - | - | 4 | 15 | 4 | 23 | RENDEUX |
| 1 | 2 | 1 | 1 | - | - | - | - | 3 | 20 | 4 | 27 | TENNEVILLE |
| 22 | 16 | 13 | 9 | 4 | - | 2 | - | 97 | 545 | 44 | 686 | ARR. NEUFCHATEAU |
| 5 | 1 | - | 4 | 1 | - | - | - | 23 | 94 | 6 | 123 | BERTRIX |
| 6 | 3 | 6 | 1 | - | - | 1 | - | 14 | 116 | 11 | 141 | BOUILLON |
| 1 | - | - | - | - | - | - | - | - | 6 | - | 6 | DAVERDISSE |
| 1 | 2 | - | - | - | - | - | - | 3 | 14 | 2 | 19 | HERBEUMONT |
| 3 | - | - | - | - | - | - | - | 6 | 26 | - | 32 | LEGLISE |
| - | 1 | 2 | 1 | - | - | - | - | 2 | 26 | 4 | 32 | LIBIN |
| 2 | 1 | 1 | - | 1 | - | - | - | 24 | 88 | 3 | 115 | LIBRAMONT-CHEVIGNY |
| 3 | 3 | - | 1 | - | - | - | - | 16 | 64 | 4 | 84 | NEUFCHATEAU |

| WOONPLAATS | LEEFTIJDGROEP | | | | | | | | | | | |
|--------------------|---------------|-------------|---------------|---------------|---------------|---------------|---------------|---------------|---------------|---------------|---------------|---------------|
| | 0-4 JAAR | 5-9 JAAR | 10-14 JAAR | 15-19 JAAR | 20-24 JAAR | 25-29 JAAR | 30-34 JAAR | 35-39 JAAR | 40-44 JAAR | 45-49 JAAR | 50-54 JAAR | 55-59 JAAR |
| PALISEUL | 1 | 1 | 1 | 1 | 5 | 4 | 5 | 1 | 9 | 1 | 2 | 4 |
| SAINT-HUBERT | - | - | 1 | 1 | 4 | 9 | 7 | 5 | 5 | 1 | 2 | 4 |
| TELLIN | - | 1 | 3 | - | - | - | 1 | 4 | 5 | 1 | 2 | 1 |
| WELLIN | 1 | - | - | 1 | 6 | 4 | 3 | 4 | 4 | 1 | 3 | - |
| ARR. VIRTON | 48 | 51 | 64 | 61 | 90 | 108 | 131 | 127 | 163 | 133 | 88 | 79 |
| CHINY | 1 | 1 | 3 | - | 2 | 6 | 6 | 8 | 12 | 6 | 3 | 2 |
| ETALLE | 2 | 7 | 3 | 1 | 4 | 6 | 12 | 10 | 9 | 8 | 6 | 3 |
| FLORENVILLE | 3 | 1 | 4 | 5 | 13 | 10 | 16 | 17 | 18 | 9 | 13 | 8 |
| HABAY | 2 | 1 | 4 | 2 | 8 | 16 | 16 | 6 | 11 | 8 | 4 | 6 |
| MEIX-DEVANT-VIRTON | - | 2 | 2 | 2 | 5 | 4 | 5 | 3 | 14 | 3 | 4 | 7 |
| MUSSON | 7 | 9 | 11 | 10 | 17 | 12 | 14 | 16 | 21 | 25 | 12 | 13 |
| ROUVROY | 4 | 3 | 2 | 4 | 3 | 6 | 7 | 9 | 9 | 11 | 11 | 4 |
| SAINT-LEGER | - | 2 | 2 | 4 | 1 | 4 | 4 | 7 | 14 | 9 | 3 | 6 |
| TINTIGNY | - | - | 1 | 2 | 3 | 4 | 10 | 8 | 4 | 6 | 5 | 3 |
| VIRTON | 29 | 25 | 32 | 31 | 34 | 40 | 41 | 43 | 51 | 48 | 27 | 27 |
| PROV. NAMEN | 405 | 423 | 508 | 601 | 959 | 1.230 | 1.312 | 1.241 | 1.109 | 854 | 574 | 526 |
| ARR. DINANT | 56 | 52 | 66 | 60 | 107 | 156 | 200 | 181 | 146 | 145 | 102 | 90 |
| ANHEE | 1 | 2 | 4 | 4 | 6 | 10 | 11 | 9 | 6 | 12 | 11 | 9 |
| BEAURAING | 3 | 5 | 4 | 3 | 7 | 10 | 20 | 17 | 23 | 13 | 11 | 12 |
| BIEVRE | 4 | 1 | - | - | 2 | 3 | 7 | 8 | 4 | 4 | 1 | 3 |
| CINEY | 6 | 3 | 5 | 5 | 12 | 18 | 24 | 24 | 11 | 17 | 8 | 10 |
| DINANT | 12 | 12 | 12 | 8 | 19 | 30 | 28 | 34 | 13 | 24 | 17 | 11 |
| GEDINNE | 2 | 1 | 1 | 2 | 3 | 4 | 6 | 11 | 5 | 8 | 5 | 3 |
| HAMOIS | - | 2 | 4 | 2 | 3 | 10 | 5 | 5 | 9 | 6 | 2 | 3 |
| HASTIERE | 4 | 10 | 6 | 12 | 7 | 13 | 10 | 13 | 24 | 25 | 13 | 7 |
| HAVELANGE | 1 | 2 | - | 1 | 5 | 5 | 5 | 4 | 6 | 4 | 1 | 3 |
| HOUVET | - | - | 5 | - | 3 | 2 | 12 | 3 | 5 | 3 | 3 | 3 |
| ONHAYE | 3 | 1 | 1 | 5 | 4 | 2 | 3 | 3 | 4 | 6 | 4 | 1 |
| ROCHEFORT | 7 | 6 | 4 | 8 | 11 | 21 | 24 | 17 | 9 | 6 | 12 | 11 |
| SOMME-LEUZE | 2 | 2 | 4 | 2 | 3 | 5 | 4 | 8 | 2 | 5 | 4 | 1 |
| VRESSE-SUR-SEMOIS | 1 | 2 | 3 | 2 | 3 | 9 | 11 | 7 | 9 | 3 | 3 | 4 |
| YVOIR | 10 | 3 | 13 | 6 | 19 | 14 | 30 | 18 | 16 | 9 | 7 | 9 |
| ARR. NAMEN | 321 | 342 | 398 | 464 | 775 | 997 | 989 | 930 | 807 | 592 | 398 | 375 |
| ANDENNE | 25 | 24 | 38 | 46 | 62 | 76 | 88 | 74 | 74 | 63 | 42 | 57 |
| ASSESE | - | - | 2 | - | - | 4 | 5 | 8 | 10 | 5 | 2 | - |
| EGHEZEE | 3 | 7 | 4 | 4 | 3 | 8 | 15 | 18 | 21 | 10 | 12 | 7 |
| FERNELMONT | 2 | 1 | 1 | 3 | 2 | 5 | 10 | 2 | 4 | 6 | 2 | 2 |
| FLOREFFE | 7 | 4 | - | 2 | 2 | 8 | 9 | 11 | 9 | 15 | 12 | 8 |
| FOSSES-LA-VILLE | - | 3 | 5 | 2 | 5 | 10 | 18 | 23 | 18 | 11 | 7 | 7 |
| GEMBLoux | 34 | 24 | 31 | 19 | 95 | 118 | 82 | 69 | 55 | 24 | 24 | 16 |
| GESVES | 2 | - | 2 | 1 | 2 | 7 | 8 | 5 | 8 | 4 | 1 | 4 |
| JEMEPE-SUR-SAMBRE | 11 | 13 | 8 | 23 | 31 | 52 | 52 | 53 | 50 | 41 | 27 | 16 |
| LA BRUYERE | 2 | 1 | 3 | 2 | 2 | 7 | 9 | 6 | 5 | 9 | 2 | 3 |
| METTET | 1 | 2 | 5 | 4 | 9 | 15 | 15 | 30 | 19 | 11 | 11 | 8 |
| NAMEN | 193 | 205 | 202 | 238 | 403 | 481 | 438 | 360 | 296 | 209 | 152 | 137 |
| OHEY | 1 | - | 1 | 3 | 3 | - | 3 | 2 | 7 | 9 | 3 | 3 |
| PROFONDEVILLE | 5 | 4 | 5 | 4 | 12 | 16 | 13 | 16 | 16 | 15 | 14 | 7 |
| SAMBREVILLE | 30 | 46 | 79 | 104 | 133 | 174 | 201 | 221 | 183 | 144 | 76 | 93 |
| SOMBREFFE | 5 | 8 | 12 | 9 | 11 | 16 | 23 | 32 | 32 | 16 | 11 | 7 |
| ARR. PHILIPPEVILLE | 28 | 29 | 44 | 77 | 77 | 77 | 123 | 130 | 156 | 117 | 74 | 61 |
| CERFONTAINE | - | - | 1 | 1 | 4 | 6 | 9 | 4 | 4 | 4 | 2 | 2 |
| COUVIN | 6 | 6 | 8 | 16 | 15 | 18 | 31 | 39 | 43 | 25 | 14 | 14 |
| DOISCHE | 1 | 1 | 3 | 3 | 4 | 2 | 3 | 6 | 8 | 3 | 4 | 4 |
| FLORENNES | 14 | 7 | 7 | 7 | 3 | 8 | 14 | 22 | 10 | 13 | 11 | 8 |
| PHILIPPEVILLE | 3 | 3 | 5 | 10 | 10 | 11 | 12 | 10 | 22 | 15 | 6 | 6 |
| VIROINVAL | 2 | 6 | 7 | 9 | 14 | 7 | 20 | 12 | 15 | 16 | 13 | 6 |
| WALCOURT | 2 | 6 | 13 | 31 | 27 | 25 | 34 | 37 | 54 | 41 | 24 | 21 |

| N.I.S. BEVOLKING OP 1-1-1994 | | TABEL 00.04 B M VREEMDE BEVOLKING NAAR GESLACHT, LEEFTIJDGROEPEN EN LEEFTIJDKlassen - MANNELIJKE BEVOLKING - | | | | | | | BLZ. 8.- FOL. 2.- | | | ALLE ADMINISTRA- TIEVE EENHEDEN |
|------------------------------------|---------------|---|---------------|---------------|---------------|---------------|--------------------|----------------|-------------------|--------------------|---------------|------------------------------------|
| LEEFTIJDGROEP | | | | | | | | LEEFTIJDKlasse | | | ALGE- MEEN | WOONPLAATS |
| 60-64 JAAR | 65-69 JAAR | 70-74 JAAR | 75-79 JAAR | 80-84 JAAR | 85-89 JAAR | 90-94 JAAR | 95 JAAR EN MEER | 0-14 JAAR | 15-64 JAAR | 65 JAAR EN MEER | TOTAAL | |
| - | 3 | 3 | - | 1 | - | - | - | 3 | 32 | 7 | 42 | PALISEUL |
| - | 2 | - | 1 | - | - | 1 | - | 1 | 38 | 4 | 43 | SAINT-HUBERT |
| 1 | - | - | - | 1 | - | - | - | 4 | 15 | 1 | 20 | TELLIN |
| - | - | 1 | 1 | - | - | - | - | 1 | 26 | 2 | 29 | WELLIN |
| 49 | 44 | 35 | 15 | 13 | 4 | - | 1 | 163 | 1.029 | 112 | 1.304 | ARR. VIRTON |
| 2 | 4 | 5 | - | 1 | - | - | - | 5 | 47 | 10 | 62 | CHINY |
| 1 | 1 | - | - | - | - | - | - | 12 | 60 | 1 | 73 | ETALLE |
| 4 | 7 | 5 | 3 | 3 | 1 | - | - | 8 | 113 | 19 | 140 | FLORENVILLE |
| 6 | 3 | 1 | 1 | 2 | 1 | - | - | 7 | 83 | 8 | 98 | HABAY |
| - | 2 | 1 | 1 | 1 | 1 | - | - | 4 | 47 | 6 | 57 | MEIX-DEVANT-VIRTON |
| 17 | 10 | 4 | 4 | - | - | - | - | 27 | 157 | 18 | 202 | MUSSON |
| 1 | 3 | 2 | 1 | 1 | - | - | - | 9 | 65 | 7 | 81 | ROUVROY |
| 2 | 3 | 4 | - | - | - | - | - | 4 | 54 | 7 | 65 | SAINT-LEGER |
| 1 | 1 | 3 | 2 | 1 | 1 | - | - | 1 | 46 | 8 | 55 | TINTIGNY |
| 15 | 10 | 10 | 3 | 4 | - | - | 1 | 86 | 357 | 28 | 471 | VIRTON |
| 556 | 533 | 387 | 122 | 89 | 31 | 15 | - | 1.336 | 8.962 | 1.177 | 11.475 | PROV. NAMEN |
| 89 | 74 | 64 | 26 | 17 | 7 | 3 | - | 174 | 1.276 | 191 | 1.641 | ARR. DINANT |
| 12 | 1 | 6 | 3 | 2 | - | - | - | 7 | 90 | 12 | 109 | ANHEE |
| 10 | 11 | 9 | 1 | 1 | - | - | - | 12 | 126 | 22 | 160 | BEAURAING |
| 1 | 1 | 1 | - | - | - | - | - | 5 | 33 | 2 | 40 | BIEVRE |
| 10 | 7 | 7 | 3 | 3 | 1 | - | - | 14 | 139 | 21 | 174 | CINEY |
| 11 | 8 | 5 | 3 | - | 2 | 1 | - | 36 | 195 | 19 | 250 | DINANT |
| 4 | 4 | 2 | 3 | - | - | 1 | - | 4 | 51 | 10 | 65 | GEDINNE |
| 7 | - | 3 | 1 | 1 | - | - | - | 6 | 52 | 5 | 63 | HAMOIS |
| 5 | 7 | 7 | 1 | 3 | 1 | - | - | 20 | 129 | 19 | 168 | HASTIERE |
| 3 | 2 | 1 | 1 | 2 | - | - | - | 3 | 37 | 6 | 46 | HAVELANGE |
| 2 | 3 | 2 | 1 | 1 | - | - | - | 5 | 36 | 7 | 48 | HOUVET |
| - | 1 | 4 | 1 | - | - | - | - | 5 | 32 | 6 | 43 | ONHAYE |
| 6 | 5 | 8 | 4 | - | 2 | 1 | - | 17 | 125 | 20 | 162 | ROCHFORT |
| 5 | 5 | - | - | 1 | - | - | - | 8 | 39 | 6 | 53 | SOMME-LEUZE |
| 6 | 3 | 1 | 1 | 1 | - | - | - | 6 | 57 | 6 | 69 | VRESSE-SUR-SEMOIS |
| 7 | 16 | 8 | 3 | 2 | 1 | - | - | 26 | 135 | 30 | 191 | VVOIR |
| 416 | 380 | 269 | 77 | 56 | 18 | 11 | - | 1.061 | 6.743 | 811 | 8.615 | ARR. NAMEN |
| 46 | 47 | 27 | 12 | 7 | 3 | 3 | - | 87 | 628 | 99 | 814 | ANDENNE |
| 4 | 2 | 3 | - | - | - | - | - | 2 | 38 | 5 | 45 | ASSESE |
| 8 | 9 | 4 | 1 | 1 | - | 1 | - | 14 | 106 | 16 | 136 | EGHEZEE |
| 2 | 2 | 2 | - | - | - | - | - | 4 | 38 | 4 | 46 | FERNELMONT |
| 4 | 11 | 6 | 1 | 4 | - | - | - | 11 | 80 | 22 | 113 | FLOREFFE |
| 9 | 8 | 5 | 1 | 1 | - | - | - | 8 | 110 | 15 | 133 | FOSSES-LA-VILLE |
| 18 | 18 | 14 | 4 | 3 | 2 | - | - | 89 | 520 | 41 | 650 | GEMBLoux |
| 2 | - | 1 | 2 | 1 | - | - | - | 4 | 42 | 4 | 50 | GESVES |
| 26 | 27 | 16 | 9 | 1 | - | - | - | 32 | 371 | 53 | 456 | JEMEPE-SUR-SAMBRE |
| 4 | 7 | - | 1 | 2 | 1 | - | - | 6 | 49 | 11 | 66 | LA BRUYERE |
| 13 | 12 | 7 | 2 | - | 2 | - | - | 8 | 135 | 23 | 166 | METTET |
| 129 | 91 | 81 | 17 | 19 | 5 | 2 | - | 600 | 2.843 | 215 | 3.658 | NAMEN |
| 2 | 3 | 3 | - | - | - | - | - | 2 | 35 | 6 | 43 | OHEY |
| 7 | 3 | 5 | - | 2 | 1 | 2 | - | 14 | 120 | 13 | 147 | PROFONDEVILLE |
| 134 | 133 | 89 | 26 | 14 | 3 | 3 | - | 155 | 1.463 | 268 | 1.886 | SAMBREVILLE |
| 8 | 7 | 6 | 1 | 1 | 1 | - | - | 25 | 165 | 16 | 206 | SOMBREFFE |
| 51 | 79 | 54 | 19 | 16 | 6 | 1 | - | 101 | 943 | 175 | 1.219 | ARR. PHILIPPEVILLE |
| 1 | 4 | 2 | 1 | 1 | 1 | - | - | 1 | 37 | 9 | 47 | CERFONTAINE |
| 15 | 22 | 11 | 6 | 4 | 2 | - | - | 20 | 230 | 45 | 295 | COUVIN |
| 4 | 4 | 4 | - | 2 | 1 | - | - | 5 | 41 | 11 | 57 | DOISCHE |
| - | 9 | 5 | 3 | 2 | - | - | - | 28 | 96 | 19 | 143 | FLORENNES |
| 5 | 15 | 8 | 2 | - | 1 | 1 | - | 11 | 107 | 27 | 145 | PHILIPPEVILLE |
| 6 | 6 | 5 | 1 | 2 | - | - | - | 15 | 118 | 14 | 147 | VIROINVAL |
| 20 | 19 | 19 | 6 | 5 | 1 | - | - | 21 | 314 | 50 | 385 | WALCOURT |

| N.I.S. BEVOLKING OP 1-1-1994 | TABEL 00.04 B M | | | | | | | | | | | BLZ. 9.- FOL. 1.- |
|------------------------------------|--|-------------|---------------|---------------|---------------|---------------|---------------|---------------|---------------|---------------|---------------|-------------------------------|
| | VREEMDE BEVOLKING NAAR GESLACHT, LEEFTIJDGROEPEN EN LEEFTIJDKlassen - MANNELIJKE BEVOLKING - | | | | | | | | | | | ALLE ADMINISTRATIEVE EENHEDEN |
| WOONPLAATS | LEEFTIJDGROEP | | | | | | | | | | | |
| | 0-4 JAAR | 5-9 JAAR | 10-14 JAAR | 15-19 JAAR | 20-24 JAAR | 25-29 JAAR | 30-34 JAAR | 35-39 JAAR | 40-44 JAAR | 45-49 JAAR | 50-54 JAAR | 55-59 JAAR |
| PROV. OOST-VLAANDEREN | 1.842 | 1.772 | 1.800 | 1.629 | 1.871 | 2.504 | 2.431 | 2.041 | 1.616 | 1.384 | 1.143 | 809 |
| ARR. AALST | 115 | 98 | 92 | 89 | 138 | 234 | 238 | 170 | 143 | 109 | 77 | 67 |
| AALST | 62 | 62 | 67 | 54 | 76 | 102 | 114 | 70 | 63 | 45 | 39 | 40 |
| DENDERLEEUV | 1 | 4 | 3 | 4 | 1 | 7 | 11 | 6 | 5 | 7 | 3 | 2 |
| ERPE-MERE | 2 | - | 1 | 4 | 1 | 13 | 10 | 9 | 6 | 6 | 3 | 2 |
| GERAARDSBERGEN | 20 | 13 | 7 | 6 | 12 | 27 | 23 | 23 | 19 | 19 | 4 | 7 |
| HAALTERT | 2 | 1 | 2 | - | 3 | 12 | 11 | 8 | 3 | 4 | 2 | 2 |
| HERZELE | 2 | - | 1 | - | 2 | 3 | 3 | 7 | 7 | 3 | 2 | 1 |
| LEDE | 4 | - | - | 1 | 4 | 11 | 6 | 8 | 8 | 1 | 3 | 2 |
| NINOVE | 18 | 17 | 10 | 17 | 28 | 43 | 44 | 31 | 24 | 16 | 20 | 10 |
| SINT-LIEVENS-HOUTEM | 2 | 1 | - | 1 | 2 | 2 | 4 | 3 | 2 | 4 | - | - |
| ZOTTEGEM | 2 | - | 1 | 2 | 9 | 14 | 12 | 5 | 6 | 4 | 1 | 1 |
| ARR. DENDERMONDE | 166 | 161 | 163 | 184 | 179 | 188 | 187 | 176 | 143 | 109 | 81 | 53 |
| BERLARE | - | 3 | 1 | - | 2 | 3 | 8 | 8 | 9 | - | 7 | 2 |
| BUGGENHOUT | 5 | 9 | 6 | 3 | 4 | 3 | 4 | 7 | 14 | 3 | 6 | 1 |
| DENDERMONDE | 11 | 22 | 28 | 23 | 29 | 34 | 34 | 39 | 32 | 17 | 18 | 10 |
| HAMME | 43 | 16 | 22 | 40 | 32 | 31 | 19 | 21 | 20 | 14 | 14 | 9 |
| LAARNE | 2 | 4 | 7 | 2 | 3 | 6 | 6 | 4 | 5 | 5 | 3 | 2 |
| LEBBEKE | 10 | 10 | 4 | 11 | 9 | 15 | 20 | 11 | 8 | 10 | 4 | 2 |
| WAASMUNSTER | 10 | 8 | 10 | 7 | 10 | 7 | 11 | 10 | 6 | 13 | 8 | 5 |
| WETTEREN | 14 | 20 | 21 | 17 | 20 | 21 | 18 | 25 | 21 | 13 | 6 | 6 |
| WICHELEN | 1 | - | 1 | 8 | 7 | 3 | 5 | 4 | 2 | 3 | 3 | 1 |
| ZELE | 70 | 69 | 63 | 73 | 63 | 65 | 62 | 47 | 26 | 31 | 12 | 15 |
| ARR. EEKLO | 27 | 34 | 29 | 35 | 68 | 99 | 122 | 112 | 99 | 123 | 80 | 59 |
| ASSENEDE | 1 | 5 | 3 | 4 | 12 | 12 | 18 | 20 | 18 | 24 | 12 | 5 |
| EEKLO | 6 | 10 | 6 | 5 | 13 | 25 | 22 | 23 | 16 | 12 | 8 | 7 |
| KAPRIJKE | 3 | - | 4 | 1 | - | 6 | 2 | 5 | 3 | 4 | 2 | 4 |
| MALDEGEM | 2 | 5 | 3 | 7 | 14 | 15 | 30 | 20 | 17 | 20 | 7 | 6 |
| SINT-LAUREINS | 3 | - | 4 | - | 5 | 5 | 21 | 15 | 12 | 13 | 2 | 5 |
| ZELZATE | 12 | 14 | 9 | 18 | 24 | 36 | 29 | 29 | 33 | 50 | 49 | 32 |
| ARR. GENT | 972 | 901 | 891 | 821 | 972 | 1.329 | 1.288 | 1.047 | 802 | 650 | 558 | 365 |
| AALTER | 2 | 4 | 1 | - | 5 | 6 | 5 | 8 | 5 | 7 | 3 | 1 |
| DEINZE | 15 | 17 | 10 | 9 | 13 | 23 | 19 | 25 | 21 | 16 | 6 | 8 |
| DE PINTE | 7 | 7 | - | 5 | 1 | 4 | 9 | 12 | 7 | 11 | 4 | 3 |
| DESTELBERGEN | 4 | 1 | 2 | 3 | 5 | 14 | 9 | 15 | 12 | 14 | 12 | 7 |
| EVERGEM | 3 | - | 5 | 2 | 16 | 29 | 27 | 21 | 17 | 26 | 18 | 14 |
| GAVERE | - | 1 | 1 | 3 | 4 | 4 | 3 | 7 | 4 | 2 | 4 | - |
| GENT | 904 | 835 | 843 | 764 | 879 | 1.152 | 1.136 | 848 | 635 | 463 | 431 | 283 |
| KNESSELARE | - | 1 | 1 | 1 | 1 | 4 | 2 | 3 | 5 | 4 | 2 | - |
| LOCHRISTI | 1 | 1 | 1 | 5 | 5 | 6 | 7 | 11 | 15 | 9 | 5 | 5 |
| LOVENDEGEM | 2 | 3 | 1 | 3 | 2 | 7 | 5 | 6 | 5 | 6 | 5 | 1 |
| MELLE | - | 2 | - | - | - | 4 | 7 | 10 | 4 | 6 | 7 | 1 |
| MERELBEKE | 2 | 3 | 3 | 3 | 2 | 6 | 9 | 16 | 12 | 10 | 11 | 4 |
| MOERBEKE | 4 | 2 | 1 | - | 3 | 9 | 13 | 12 | 17 | 12 | 2 | 12 |
| NAZARETH | 2 | 2 | 3 | - | 5 | 9 | 8 | 8 | 7 | 2 | 3 | 2 |
| NEVELE | - | - | - | - | 1 | 3 | 4 | 6 | 2 | 2 | 1 | - |
| OOSTERZELE | 5 | 2 | 1 | 1 | 5 | 10 | 4 | 2 | 3 | 2 | 3 | 2 |
| SINT-MARTENS-LATEM | 4 | 8 | 4 | 9 | 5 | 10 | 4 | 16 | 10 | 15 | 17 | 7 |
| WAARSCHOOT | - | - | - | 1 | 6 | 3 | 1 | 4 | 5 | 6 | 1 | - |
| WACHTEBEKE | 3 | 7 | 2 | 6 | 5 | 14 | 6 | 10 | 13 | 22 | 13 | 10 |
| ZOMERGEM | 1 | - | - | 1 | - | 3 | 3 | 2 | 3 | 6 | 1 | 3 |
| ZULTE | 13 | 5 | 12 | 5 | 9 | 9 | 8 | 9 | 4 | 3 | 5 | 2 |
| ARR. OUDENAARDE | 114 | 117 | 108 | 104 | 82 | 102 | 122 | 120 | 97 | 88 | 76 | 45 |
| BRAKEL | 1 | 1 | 3 | 4 | 2 | 5 | 6 | 8 | 6 | 6 | - | 3 |
| HOREBEKE | - | - | - | - | - | - | - | 1 | 1 | 1 | 1 | - |
| KLUISBERGEN | - | - | 1 | - | 4 | 1 | 2 | - | 3 | 3 | 4 | - |
| KRUISSHOUTEM | 3 | - | 1 | 2 | 1 | 3 | 5 | 6 | 4 | 1 | 3 | - |
| LIERDE | 1 | - | 1 | - | 2 | 2 | 3 | 4 | - | - | 1 | 1 |
| MAARKEDAL | 1 | - | - | 1 | 2 | 1 | 1 | 4 | 2 | 3 | 1 | - |
| OUDENAARDE | 11 | 10 | 12 | 7 | 10 | 19 | 26 | 17 | 11 | 14 | 10 | 5 |

| N.I.S. BEVOLKING OP 1-1-1984 | | TABEL 00.04 B M | | | | | | | BLZ. 9.- FOL. 2.- | | | ALLE ADMINISTRATIEVE EENHEDEN | |
|--|---------------|-----------------|---------------|---------------|---------------|---------------|--------------------|----------------|-------------------|--------------------|---------------|-------------------------------|--|
| VREEMDE BEVOLKING NAAR GESLACHT, LEEFTIJDGROEPEN EN LEEFTIJDKlassen - MANNELIJKE BEVOLKING - | | | | | | | | | | | | | |
| LEEFTIJDGROEP | | | | | | | | LEEFTIJDKlasse | | | ALGE- MEEN | WOONPLAATS | |
| 60-64 JAAR | 65-69 JAAR | 70-74 JAAR | 75-79 JAAR | 80-84 JAAR | 85-89 JAAR | 90-94 JAAR | 95 JAAR EN MEER | 0-14 JAAR | 15-64 JAAR | 65 JAAR EN MEER | TOTAAL | | |
| 645 | 389 | 320 | 153 | 97 | 42 | 11 | 5 | 5.414 | 16.073 | 1.017 | 22.504 | PROV. OOST-VLAANDEREN | |
| 50 | 42 | 29 | 11 | 8 | 3 | - | - | 305 | 1.315 | 93 | 1.713 | ARR. AALST | |
| 27 | 21 | 16 | 7 | 3 | 2 | - | - | 191 | 630 | 49 | 870 | AALST | |
| 2 | 3 | - | 1 | - | - | - | - | 8 | 48 | 4 | 60 | DENDERLEEUEW | |
| 4 | 2 | - | - | - | - | - | - | 3 | 58 | 2 | 63 | ERPE-MERE | |
| 6 | 6 | 2 | 1 | 3 | - | - | - | 40 | 146 | 12 | 198 | GERAARDSBERGEN | |
| 1 | 1 | 2 | 1 | - | - | - | - | 5 | 46 | 4 | 55 | HAALERT | |
| - | 2 | 1 | - | - | - | - | - | 3 | 28 | 3 | 34 | HERZELE | |
| 3 | 2 | 2 | 1 | - | - | - | - | 4 | 47 | 5 | 56 | LEDE | |
| 6 | 4 | 4 | - | 2 | 1 | - | - | 45 | 239 | 11 | 295 | NINOVE | |
| - | - | - | - | - | - | - | - | 3 | 18 | - | 21 | SINT-LIEVENS-HOUTEM | |
| 1 | 1 | 2 | - | - | - | - | - | 3 | 55 | 3 | 61 | ZOTTEGEM | |
| 50 | 25 | 17 | 14 | 7 | 2 | - | - | 490 | 1.350 | 65 | 1.905 | ARR. DENDERMONDE | |
| 2 | 1 | 2 | 1 | 1 | - | - | - | 4 | 41 | 5 | 50 | BERLARE | |
| 2 | 2 | - | 3 | - | - | - | - | 20 | 47 | 5 | 72 | BUGGENHOUT | |
| 8 | 6 | 9 | 6 | 4 | 2 | - | - | 61 | 244 | 27 | 332 | DENDERMONDE | |
| 4 | 1 | 3 | - | - | - | - | - | 81 | 204 | 4 | 289 | HAMME | |
| 2 | - | - | - | - | - | - | - | 13 | 38 | - | 51 | LAARNE | |
| 8 | 2 | - | - | - | - | - | - | 24 | 98 | 2 | 124 | LEBBEKE | |
| 3 | 5 | 1 | - | 2 | - | - | - | 28 | 80 | 8 | 116 | WAASMUNSTER | |
| 1 | 4 | 1 | 4 | - | - | - | - | 55 | 148 | 9 | 212 | WETTEREN | |
| - | - | - | - | - | - | - | - | 2 | 36 | - | 38 | WICHELEN | |
| 20 | 4 | 1 | - | - | - | - | - | 202 | 414 | 5 | 621 | ZELE | |
| 57 | 44 | 34 | 18 | 13 | 10 | 2 | 1 | 90 | 854 | 122 | 1.066 | ARR. EEKLO | |
| 12 | 8 | 6 | 4 | 3 | - | - | - | 9 | 137 | 21 | 167 | ASSENEDE | |
| 3 | 6 | 5 | 4 | 2 | - | - | - | 22 | 134 | 17 | 173 | EEKLO | |
| 2 | - | - | - | - | - | - | - | 7 | 29 | 1 | 37 | KAPRIJKE | |
| 9 | 10 | 1 | 2 | 1 | 1 | 1 | - | 10 | 145 | 16 | 171 | MALDEGEM | |
| 7 | 6 | 11 | 3 | - | 1 | - | - | 7 | 85 | 21 | 113 | SINT-LAUREINS | |
| 24 | 14 | 11 | 5 | 7 | 8 | 1 | - | 35 | 324 | 46 | 405 | ZELZATE | |
| 279 | 168 | 152 | 71 | 40 | 13 | 7 | 4 | 2.764 | 8.111 | 455 | 11.330 | ARR. GENT | |
| 5 | 2 | 1 | - | 1 | - | - | - | 7 | 45 | 4 | 56 | AALTER | |
| 5 | 5 | - | 1 | 3 | - | - | - | 42 | 145 | 9 | 196 | DEINZE | |
| 5 | 2 | 2 | - | - | - | - | - | 14 | 61 | 4 | 79 | DE PINTE | |
| 3 | 8 | 5 | 2 | 1 | 1 | 1 | - | 7 | 94 | 18 | 119 | DESTELBERGEN | |
| 9 | 6 | 7 | 3 | - | - | - | - | 8 | 179 | 16 | 203 | EVERGEM | |
| 1 | - | - | - | - | - | - | - | 2 | 32 | - | 34 | GAVERE | |
| 212 | 122 | 102 | 56 | 27 | 12 | 5 | 4 | 2.582 | 6.803 | 328 | 9.713 | GENT | |
| 1 | 1 | 1 | - | 2 | - | - | - | 2 | 23 | 4 | 29 | KNESSELARE | |
| 5 | 1 | 3 | 1 | 1 | - | - | - | 3 | 74 | 6 | 83 | LOCHRISTI | |
| 2 | 2 | 3 | - | - | - | - | - | 6 | 42 | 5 | 53 | LOVENDEGEM | |
| - | 1 | 5 | 3 | 2 | - | - | - | 2 | 39 | 11 | 52 | MELLE | |
| 3 | 6 | 4 | 1 | - | - | - | - | 8 | 76 | 11 | 95 | MERELBEKE | |
| 8 | 3 | 7 | - | 1 | - | 1 | - | 7 | 88 | 12 | 107 | MOERBEKE | |
| 2 | 1 | 2 | 1 | 1 | - | - | - | 7 | 46 | 5 | 58 | NAZARETH | |
| 2 | - | - | - | 1 | - | - | - | - | 21 | 1 | 22 | NEVELE | |
| - | - | 1 | - | - | - | - | - | 8 | 32 | 1 | 41 | OOSTERZELE | |
| 8 | 4 | 4 | 1 | - | - | - | - | 16 | 101 | 9 | 126 | SINT-MARTENS-LATEM | |
| - | - | 2 | - | - | - | - | - | - | 27 | 2 | 29 | WAARSCHOOT | |
| 5 | 3 | 3 | 1 | - | - | - | - | 12 | 104 | 7 | 123 | WACHTEBEKE | |
| 1 | - | - | 1 | - | - | - | - | 1 | 23 | 1 | 25 | ZOMERGEM | |
| 2 | 1 | - | - | - | - | - | - | 30 | 56 | 1 | 87 | ZULTE | |
| 40 | 23 | 13 | 10 | 3 | 2 | - | - | 339 | 876 | 51 | 1.266 | ARR. OUDENAARDE | |
| 3 | 2 | - | - | - | - | - | - | 5 | 43 | 2 | 50 | BRAKEL | |
| - | 1 | - | - | - | - | - | - | - | 4 | 1 | 5 | HOREBEKE | |
| 1 | 1 | 1 | - | - | - | - | - | 1 | 18 | 2 | 21 | KLUISSBERGEN | |
| - | 2 | 1 | - | - | - | - | - | 4 | 25 | 3 | 32 | KRUISSHOUTEM | |
| - | - | - | - | - | - | - | - | 2 | 13 | - | 15 | LIERDE | |
| 3 | - | 1 | - | - | - | - | - | 1 | 18 | 1 | 20 | MAARKEDAL | |
| 5 | 2 | 1 | 1 | 1 | 1 | - | - | 33 | 124 | 6 | 163 | OUDENAARDE | |

| WOONPLAATS | LEEFTIJDGROEP | | | | | | | | | | | |
|--------------------------|--|-------------|---------------|---------------|---------------|---------------|---------------|---------------|---------------|---------------|---------------|-------------------------------|
| | 0-4 JAAR | 5-9 JAAR | 10-14 JAAR | 15-19 JAAR | 20-24 JAAR | 25-29 JAAR | 30-34 JAAR | 35-39 JAAR | 40-44 JAAR | 45-49 JAAR | 50-54 JAAR | 55-59 JAAR |
| N.I.S. | TABEL 00.04 B M | | | | | | | | | | | BLZ. 10.- FOL. 1.- |
| BEVOLKING OP 1-1-1994 | VREEMDE BEVOLKING NAAR GESLACHT, LEEFTIJDGROEPEN EN LEEFTIJDKlassen | | | | | | | | | | | ALLE ADMINISTRATIEVE EENHEDEN |
| | - MANNELIJKE BEVOLKING - | | | | | | | | | | | |
| RONSE | 91 | 104 | 90 | 89 | 58 | 69 | 70 | 73 | 60 | 55 | 53 | 34 |
| WORTEGEM-PETEGEM | - | - | - | - | - | 1 | 3 | 2 | 2 | 1 | - | - |
| ZINGEM | 3 | 1 | - | 1 | 2 | 1 | 2 | 3 | 7 | 1 | 2 | - |
| ZWALM | 3 | 1 | - | - | 1 | - | 4 | 2 | 1 | 3 | 1 | 2 |
| ARR. SINT-NIKLAAS | 448 | 461 | 517 | 396 | 432 | 552 | 474 | 416 | 332 | 305 | 271 | 220 |
| BEVEREN | 13 | 13 | 7 | 7 | 23 | 48 | 62 | 48 | 47 | 34 | 30 | 20 |
| KRUIBEKE | 10 | 19 | 20 | 17 | 12 | 15 | 15 | 13 | 15 | 11 | 9 | 7 |
| LOKEREN | 161 | 152 | 182 | 130 | 116 | 143 | 107 | 87 | 64 | 69 | 63 | 47 |
| SINT-GILLIS-WAAS | 9 | 13 | 16 | 14 | 21 | 40 | 41 | 28 | 26 | 31 | 24 | 25 |
| SINT-NIKLAAS | 176 | 170 | 189 | 137 | 159 | 186 | 162 | 148 | 100 | 88 | 83 | 62 |
| STEKENE | 10 | 15 | 10 | 12 | 27 | 54 | 36 | 40 | 41 | 36 | 34 | 23 |
| TEMSE | 69 | 79 | 93 | 79 | 74 | 66 | 51 | 52 | 39 | 36 | 28 | 36 |
| PROV. WEST-VLAANDEREN | 512 | 393 | 417 | 385 | 684 | 1.290 | 1.103 | 1.097 | 1.169 | 982 | 606 | 436 |
| ARR. BRUGGE | 86 | 60 | 74 | 67 | 176 | 352 | 279 | 259 | 218 | 226 | 151 | 128 |
| BEERNEM | 1 | 1 | - | 1 | 2 | 1 | 2 | 2 | 6 | 4 | 2 | 2 |
| BLANKENBERGE | 7 | 3 | 9 | 5 | 15 | 28 | 29 | 28 | 26 | 21 | 19 | 14 |
| BRUGGE | 51 | 44 | 39 | 36 | 110 | 234 | 145 | 150 | 100 | 110 | 68 | 46 |
| DAMME | 1 | - | 1 | - | 2 | 5 | 12 | 6 | 7 | 6 | 2 | 2 |
| JABBEKE | 3 | 1 | 4 | 5 | 6 | 10 | 6 | 2 | 9 | 9 | 4 | 3 |
| KNOKKE-HEIST | 16 | 6 | 16 | 15 | 34 | 55 | 49 | 48 | 46 | 56 | 44 | 44 |
| OOSTKAMP | 1 | 3 | 2 | 2 | 2 | 5 | 9 | 9 | 10 | 7 | 3 | 4 |
| TORHOUT | - | 2 | 2 | 2 | 4 | 9 | 14 | 5 | 6 | 3 | 3 | 6 |
| ZEDELGEM | 4 | - | 1 | 1 | 1 | 3 | 10 | 7 | 7 | 8 | 6 | 5 |
| ZUIENKERKE | 2 | - | - | - | - | 2 | 3 | 2 | 1 | 2 | - | 2 |
| ARR. DIKSMUIDE | 8 | 9 | 5 | 5 | 16 | 19 | 19 | 13 | 25 | 16 | 8 | 5 |
| DIKSMUIDE | 2 | 3 | 1 | 1 | 7 | 5 | 4 | 7 | 9 | 8 | 3 | 1 |
| HOUTHULST | 3 | 3 | 2 | 1 | 3 | 3 | 4 | 2 | 8 | 2 | 1 | 1 |
| KOEKELARE | 3 | 1 | - | - | 1 | 9 | 7 | 2 | 4 | 2 | 2 | 1 |
| KORTEMARK | - | 1 | - | - | 1 | - | 1 | 2 | 2 | 3 | - | - |
| LO-RENINGE | - | 1 | 2 | 3 | 4 | 2 | 3 | - | 2 | 1 | 2 | 2 |
| ARR. IEPER | 44 | 37 | 33 | 41 | 46 | 114 | 94 | 143 | 174 | 139 | 65 | 55 |
| HEUVELLAND | 10 | 11 | 5 | 13 | 10 | 14 | 19 | 29 | 27 | 21 | 11 | 9 |
| IEPER | 13 | 11 | 11 | 10 | 17 | 42 | 35 | 35 | 56 | 47 | 24 | 18 |
| LANGEMARK-POELKAPELLE | - | 1 | 1 | 1 | - | 1 | - | 1 | 6 | 5 | 2 | 2 |
| MESEN | 5 | 3 | 2 | 2 | 3 | 6 | 4 | 7 | 2 | 4 | 1 | - |
| POPERINGE | 7 | 2 | 4 | 5 | 3 | 15 | 10 | 27 | 29 | 31 | 6 | 5 |
| VLETEREN | 1 | 1 | 1 | - | 1 | 1 | 1 | 1 | 4 | 1 | 1 | - |
| WERVIK | 4 | 5 | 8 | 8 | 10 | 27 | 22 | 37 | 42 | 27 | 17 | 21 |
| ZONNEBEKE | 4 | 3 | 1 | 2 | 2 | 8 | 3 | 6 | 8 | 3 | 3 | - |
| ARR. KORTRIJK | 221 | 158 | 176 | 137 | 227 | 383 | 363 | 348 | 389 | 278 | 154 | 105 |
| ANZEGEM | 1 | 1 | 1 | 3 | - | 7 | - | 8 | 5 | 1 | 3 | 1 |
| AVELGEM | 9 | 4 | 6 | 5 | 5 | 8 | 13 | 11 | 11 | 6 | 2 | 5 |
| DEERLIJK | 2 | 3 | 2 | 2 | 5 | 4 | 3 | 7 | 6 | 3 | 2 | 1 |
| HARELBEKE | 9 | 10 | 15 | 6 | 7 | 22 | 25 | 25 | 21 | 15 | 6 | 5 |
| KORTRIJK | 113 | 69 | 78 | 65 | 118 | 170 | 146 | 123 | 115 | 96 | 46 | 41 |
| KUURNE | 6 | 2 | 9 | 3 | 5 | 12 | 13 | 6 | 12 | 12 | 5 | 2 |
| LENDELEDE | 3 | 2 | - | 1 | 1 | 2 | 3 | - | 6 | 1 | 1 | 1 |
| MENEN | 28 | 24 | 22 | 21 | 34 | 72 | 78 | 89 | 128 | 82 | 46 | 35 |
| SPIERE-HELKIJN | 2 | 1 | 2 | 1 | 3 | 10 | 4 | 5 | 5 | 5 | 5 | 4 |
| WAREGEM | 35 | 34 | 28 | 17 | 28 | 46 | 43 | 31 | 26 | 26 | 17 | 4 |
| WEVELGEM | 7 | 7 | 8 | 8 | 14 | 17 | 22 | 23 | 36 | 23 | 10 | 3 |
| ZWEVEGEM | 6 | 1 | 5 | 5 | 7 | 13 | 13 | 20 | 18 | 8 | 11 | 3 |
| ARR. OOSTENDE | 66 | 44 | 47 | 53 | 112 | 187 | 152 | 154 | 153 | 148 | 98 | 72 |
| BREDENE | 4 | 3 | 4 | 11 | 11 | 23 | 14 | 14 | 16 | 4 | 4 | 7 |
| DE HAAN | 6 | 4 | 6 | 8 | 7 | 11 | 10 | 8 | 8 | 9 | 13 | 8 |
| GISTEL | 1 | 3 | - | 1 | 1 | 3 | 7 | 3 | 2 | 1 | 4 | 3 |
| ICHTEGEM | 2 | 4 | 1 | 1 | - | 1 | 4 | 5 | 7 | 3 | 2 | 1 |
| MIDDELKERKE | 7 | 5 | 1 | 4 | 21 | 22 | 12 | 17 | 17 | 14 | 7 | 8 |
| OOSTENDE | 43 | 22 | 35 | 28 | 70 | 126 | 102 | 106 | 100 | 114 | 64 | 43 |
| OUDENBURG | 3 | 3 | - | - | 2 | 1 | 3 | 1 | 3 | 3 | 4 | 2 |

| N.I.S. | | TABEL 00.04 B M | | | | | | | BLZ. 10 - FOL. 2 - | | | ALLE ADMINISTRATIEVE EENHEDEN | |
|-----------------------|------------|---|------------|------------|------------|------------|-----------------|----------------|--------------------|-----------------|----------|-------------------------------|--------------------------|
| BEVOLKING OP 1-1-1994 | | VREEMDE BEVOLKING NAAR GESLACHT, LEEFTIJDGROEPEN EN LEEFTIJDKlassen | | | | | | | | | | | - MANNELIJKE BEVOLKING - |
| LEEFTIJDGROEP | | | | | | | | LEEFTIJDKlasse | | | ALGEMEEN | WOONPLAATS | |
| 60-64 JAAR | 65-69 JAAR | 70-74 JAAR | 75-79 JAAR | 80-84 JAAR | 85-89 JAAR | 90-94 JAAR | 95 JAAR EN MEER | 0-14 JAAR | 15-64 JAAR | 65 JAAR EN MEER | TOTAAL | | |
| 28 | 15 | 8 | 9 | 2 | 1 | - | - | 285 | 589 | 35 | 909 | RONSE | |
| - | - | 1 | - | - | - | - | - | - | 9 | 1 | 10 | WORTEGEM-PETEGEM | |
| - | - | - | - | - | - | - | - | 4 | 19 | - | 23 | ZINGEM | |
| - | - | - | - | - | - | - | - | 4 | 14 | - | 18 | ZWALM | |
| 169 | 87 | 75 | 29 | 26 | 12 | 2 | - | 1.426 | 3.567 | 231 | 5.224 | ARR. SINT-NIKLAAS | |
| 25 | 15 | 17 | 8 | 7 | 3 | 2 | - | 33 | 344 | 52 | 429 | BEVEREN | |
| 7 | 2 | 3 | 1 | - | - | - | - | 49 | 121 | 6 | 176 | KRUIBEKE | |
| 37 | 10 | 10 | 2 | 4 | - | - | - | 495 | 863 | 26 | 1.384 | LOKEREN | |
| 28 | 10 | 9 | 3 | 3 | - | - | - | 38 | 278 | 25 | 341 | SINT-GILLIS-WAAS | |
| 30 | 27 | 17 | 9 | 4 | 5 | - | - | 535 | 1.155 | 62 | 1.752 | SINT-NIKLAAS | |
| 28 | 16 | 8 | 5 | 6 | 4 | - | - | 35 | 331 | 39 | 405 | STEKENE | |
| 14 | 7 | 11 | 1 | 2 | - | - | - | 241 | 475 | 21 | 737 | TEMSE | |
| 332 | 297 | 291 | 131 | 78 | 37 | 15 | 3 | 1.322 | 8.084 | 852 | 10.258 | PROV.WEST-VLAANDEREN | |
| 87 | 106 | 94 | 50 | 28 | 10 | 6 | 1 | 220 | 1.943 | 295 | 2.458 | ARR. BRUGGE | |
| 2 | 3 | 1 | - | - | 1 | - | - | 2 | 24 | 5 | 31 | BEERNEM | |
| 11 | 8 | 10 | 4 | 3 | - | - | - | 19 | 196 | 25 | 240 | BLANKENBERGE | |
| 30 | 35 | 24 | 20 | 5 | 5 | 3 | 1 | 134 | 1.029 | 93 | 1.256 | BRUGGE | |
| 1 | 6 | 4 | - | 1 | - | - | - | 2 | 43 | 11 | 56 | DAMME | |
| 1 | 1 | 2 | - | 1 | - | - | - | 8 | 55 | 4 | 67 | JABBEKE | |
| 33 | 43 | 47 | 24 | 17 | 4 | 3 | - | 38 | 424 | 138 | 600 | KNOKKE-HEIST | |
| 3 | 5 | 1 | 2 | 1 | - | - | - | 6 | 54 | 9 | 69 | OOSTKAMP | |
| 2 | - | 2 | - | - | - | - | - | 4 | 54 | 2 | 60 | TORHOUT | |
| 3 | 4 | 2 | - | - | - | - | - | 5 | 51 | 6 | 62 | ZEDELGEM | |
| 1 | 1 | 1 | - | - | - | - | - | 2 | 13 | 2 | 17 | ZUIENKERKE | |
| 5 | 3 | 2 | 1 | - | 1 | - | - | 22 | 131 | 7 | 160 | ARR. DIKSMUIDE | |
| 1 | 1 | - | 1 | - | - | - | - | 6 | 46 | 2 | 54 | DIKSMUIDE | |
| 3 | 1 | 2 | - | - | - | - | - | 8 | 28 | 3 | 39 | HOUTHULST | |
| 1 | 1 | - | - | - | - | - | - | 4 | 29 | 1 | 34 | KOEKELARE | |
| - | - | - | - | - | - | - | - | 1 | 9 | - | 10 | KORTEMARK | |
| - | - | - | - | - | 1 | - | - | 3 | 19 | 1 | 23 | LO-RENINGE | |
| 34 | 28 | 24 | 14 | 9 | 3 | 1 | - | 114 | 905 | 79 | 1.098 | ARR. IEPER | |
| 5 | 5 | - | - | 1 | - | - | - | 26 | 158 | 6 | 190 | HEUVELLAND | |
| 9 | 11 | 5 | 8 | 3 | 1 | - | - | 35 | 293 | 28 | 356 | IEPER | |
| - | - | 1 | - | - | - | 1 | - | 2 | 18 | 2 | 22 | LANGEMARK-POELKAPELLE | |
| - | - | - | - | - | - | - | - | 10 | 29 | - | 39 | MESEN | |
| 2 | 6 | 8 | 2 | 1 | - | - | - | 13 | 133 | 17 | 163 | POPERINGE | |
| - | - | 2 | - | - | - | - | - | 3 | 10 | 2 | 15 | VLETEREN | |
| 18 | 6 | 8 | 4 | 4 | 2 | - | - | 17 | 229 | 24 | 270 | WERVIK | |
| - | - | - | - | - | - | - | - | 8 | 35 | - | 43 | ZONNEBEKE | |
| 87 | 55 | 54 | 14 | 12 | 10 | 1 | - | 555 | 2.471 | 146 | 3.172 | ARR. KORTRIJK | |
| 5 | 1 | - | - | - | - | - | - | 3 | 33 | 1 | 37 | ANZEGEM | |
| 1 | - | 1 | - | - | 1 | - | - | 19 | 67 | 2 | 88 | AVELGEM | |
| 2 | - | - | - | - | - | - | - | 7 | 35 | - | 42 | DEERLIJK | |
| 5 | 7 | 4 | - | - | - | - | - | 34 | 137 | 11 | 182 | HARELBEKE | |
| 28 | 18 | 20 | 6 | 4 | 4 | - | - | 260 | 948 | 52 | 1.260 | KORTRIJK | |
| 2 | 2 | 1 | - | - | - | - | - | 17 | 72 | 3 | 92 | KURNE | |
| - | - | - | - | - | - | - | - | 5 | 16 | - | 21 | LENDELEDE | |
| 32 | 15 | 18 | 3 | 7 | 5 | - | - | 74 | 617 | 48 | 739 | MENEN | |
| 2 | 1 | - | - | - | - | - | - | 5 | 44 | 1 | 50 | SPIERE-HELKIJN | |
| 4 | 6 | 2 | - | 1 | - | - | - | 97 | 242 | 9 | 348 | WAREGEM | |
| 2 | 4 | 6 | 5 | - | - | - | - | 22 | 158 | 15 | 195 | WEVELGEM | |
| 4 | 1 | 2 | - | - | - | 1 | - | 12 | 102 | 4 | 118 | ZWEVEGEM | |
| 71 | 56 | 70 | 33 | 16 | 8 | 4 | 1 | 157 | 1.200 | 188 | 1.545 | ARR. OOSTENDE | |
| 7 | 3 | 1 | 1 | 1 | 1 | - | - | 11 | 111 | 7 | 129 | BREDENE | |
| 7 | 4 | 11 | 1 | 1 | - | 1 | - | 16 | 89 | 18 | 123 | DE HAAN | |
| 1 | 2 | - | - | - | - | - | - | 4 | 26 | 2 | 32 | GISTEL | |
| 1 | 1 | 1 | 1 | - | - | - | - | 7 | 25 | 3 | 35 | ICHTEGEM | |
| 10 | 7 | 13 | 4 | 1 | - | - | - | 13 | 132 | 25 | 170 | MIDDELKERKE | |
| 44 | 38 | 44 | 26 | 13 | 7 | 3 | 1 | 100 | 797 | 132 | 1.029 | OOSTENDE | |
| 1 | 1 | - | - | - | - | - | - | 6 | 20 | 1 | 27 | OUDENBURG | |

| WOONPLAATS | LEEFTIJDGROEP | | | | | | | | | | | |
|----------------|---------------|-------------|---------------|---------------|---------------|---------------|---------------|---------------|---------------|---------------|---------------|---------------|
| | 0-4 JAAR | 5-9 JAAR | 10-14 JAAR | 15-19 JAAR | 20-24 JAAR | 25-29 JAAR | 30-34 JAAR | 35-39 JAAR | 40-44 JAAR | 45-49 JAAR | 50-54 JAAR | 55-59 JAAR |
| ARR. ROESELARE | 32 | 29 | 30 | 27 | 39 | 88 | 83 | 53 | 75 | 57 | 32 | 17 |
| HOOGLEDE | - | - | - | 1 | 2 | 3 | 1 | 1 | 3 | 3 | 1 | 1 |
| INGELMUNSTER | - | 1 | 1 | 1 | 2 | 4 | 8 | 4 | 2 | 2 | 1 | 1 |
| IZEGEM | 7 | 5 | 3 | 7 | 6 | 13 | 12 | 8 | 16 | 11 | 3 | 3 |
| LEDEGEM | - | - | 3 | 4 | 1 | 3 | 2 | 2 | 2 | 3 | - | - |
| LICHTERVELDE | 1 | - | 1 | 2 | - | 2 | 4 | 1 | 2 | 2 | 1 | - |
| MOORSLEDE | - | 1 | 3 | 1 | 1 | 2 | 3 | 2 | 4 | 3 | - | 3 |
| ROESELARE | 24 | 21 | 18 | 11 | 23 | 59 | 52 | 34 | 42 | 30 | 23 | 9 |
| STADEN | - | 1 | 1 | - | 4 | 2 | 1 | 1 | 4 | 3 | 3 | - |
| ARR. TIELT | 29 | 35 | 31 | 35 | 18 | 41 | 40 | 46 | 34 | 29 | 21 | 22 |
| ARDOOIE | - | - | - | 3 | - | 2 | 1 | 1 | 3 | 2 | - | 4 |
| DENTERGEM | 4 | 8 | 5 | 10 | 2 | 2 | 4 | 6 | 4 | 2 | 5 | 3 |
| MEULEBEKE | 6 | 6 | 7 | 7 | 4 | 6 | 9 | 6 | 5 | 4 | 2 | 5 |
| OOSTROZEBEKE | 5 | 2 | 1 | 2 | - | 4 | 1 | 4 | 6 | 2 | 1 | - |
| PITTEM | - | - | - | - | 1 | 2 | 2 | 1 | - | - | - | - |
| RUISELEDE | 1 | - | - | - | 1 | 5 | 3 | 2 | - | 2 | 3 | - |
| TIELT | 4 | 9 | 6 | 4 | 5 | 10 | 11 | 18 | 7 | 5 | 3 | 4 |
| WIELSBEKE | 9 | 9 | 10 | 7 | 3 | 7 | 5 | 8 | 5 | 11 | 5 | 4 |
| WINGENE | - | 1 | 2 | 2 | 2 | 3 | 4 | - | 4 | 1 | 2 | 2 |
| ARR. VEURNE | 26 | 21 | 21 | 20 | 50 | 106 | 73 | 81 | 101 | 89 | 77 | 32 |
| ALVERINGEM | - | 1 | 1 | 2 | - | 3 | 4 | 4 | 7 | 5 | 4 | 2 |
| DE PANNE | 12 | 4 | 6 | 11 | 14 | 45 | 21 | 34 | 46 | 33 | 33 | 13 |
| KOKSIJDE | 8 | 10 | 12 | 6 | 27 | 33 | 17 | 23 | 29 | 33 | 23 | 6 |
| NIEUWPOORT | 4 | 3 | 1 | 1 | 5 | 13 | 18 | 11 | 7 | 9 | 7 | 6 |
| VEURNE | 2 | 3 | 1 | - | 4 | 12 | 13 | 9 | 12 | 9 | 10 | 5 |

| N.I.S. BEVOLKING OP 1-1-1994 | | TABEL 00.04 B M | | | | | | | BLZ. 11.- FOL. 2.- | | | ALLE ADMINISTRATIEVE EENHEDEN | |
|--|---------------|-----------------|---------------|---------------|---------------|---------------|--------------------|----------------|--------------------|--------------------|--------------------|-------------------------------|--|
| VREEMDE BEVOLKING NAAR GESLACHT, LEEFTIJDGROEPEN EN LEEFTIJDKlassen | | | | | | | | | | | | | |
| - MANNELIJKE BEVOLKING - | | | | | | | | | | | | | |
| LEEFTIJDGROEP | | | | | | | | LEEFTIJDKlasse | | | ALGEMEEN TOTAAL | WOONPLAATS | |
| 60-64 JAAR | 65-69 JAAR | 70-74 JAAR | 75-79 JAAR | 80-84 JAAR | 85-89 JAAR | 90-94 JAAR | 95 JAAR EN MEER | 0-14 JAAR | 15-64 JAAR | 65 JAAR EN MEER | | | |
| 12 | 15 | 11 | 6 | 3 | 3 | 1 | - | 91 | 483 | 39 | 613 | ARR. ROESELARE | |
| 2 | - | 1 | 1 | - | - | - | - | - | 18 | 2 | 20 | HOOGLEDE | |
| 1 | 2 | - | - | - | - | - | - | 2 | 26 | 2 | 30 | INGELMUNSTER | |
| 1 | 2 | 1 | - | 1 | - | - | - | 15 | 80 | 4 | 99 | IZEGEM | |
| - | 2 | - | - | - | 1 | - | - | 3 | 17 | 3 | 23 | LEDEGEM | |
| 1 | - | - | 1 | - | - | - | - | 2 | 15 | 1 | 18 | LICHTERVELDE | |
| 1 | 1 | 2 | - | - | 1 | - | - | 4 | 20 | 4 | 28 | MOORSLEDE | |
| 6 | 8 | 7 | 3 | 2 | 1 | 1 | - | 63 | 289 | 22 | 374 | ROESELARE | |
| - | - | - | 1 | - | - | - | - | 2 | 18 | 1 | 21 | STADEN | |
| 9 | 6 | 8 | 2 | 1 | - | - | - | 95 | 295 | 17 | 407 | ARR. TIELT | |
| 1 | 1 | - | - | - | - | - | - | - | 17 | 1 | 18 | ARDOOIE | |
| - | - | 2 | - | - | - | - | - | 17 | 38 | 2 | 57 | DENTERGEM | |
| 1 | - | - | - | - | - | - | - | 19 | 49 | - | 68 | MEULEBEKE | |
| - | - | 2 | - | - | - | - | - | 8 | 20 | 2 | 30 | OOSTROZEBEKE | |
| 2 | - | - | - | - | - | - | - | - | 8 | - | 8 | PITTEM | |
| - | 1 | - | 1 | - | - | - | - | 1 | 16 | 2 | 19 | RUISELEDE | |
| 4 | 1 | 4 | - | 1 | - | - | - | 19 | 71 | 6 | 96 | TIELT | |
| - | 1 | - | - | - | - | - | - | 28 | 55 | 1 | 84 | WIELSBEKE | |
| 1 | 2 | - | 1 | - | - | - | - | 3 | 21 | 3 | 27 | WINGENE | |
| 27 | 28 | 28 | 11 | 9 | 2 | 2 | 1 | 68 | 656 | 81 | 805 | ARR. VEURNE | |
| 3 | - | 2 | 1 | - | - | - | - | 2 | 34 | 3 | 39 | ALVERINGEM | |
| 8 | 8 | 7 | 3 | 3 | - | - | - | 22 | 258 | 21 | 301 | DE PANNE | |
| 9 | 17 | 12 | 6 | 5 | 2 | 1 | 1 | 30 | 206 | 44 | 280 | KOKSIJDE | |
| 7 | 3 | 7 | 1 | 1 | - | 1 | - | 8 | 84 | 13 | 105 | NIUWPOORT | |
| - | - | - | - | - | - | - | - | 6 | 74 | - | 80 | VEURNE | |

| N.I.S. BEVOLKING OP 1-1-1994 | TABEL 00.04 B V | | BLZ. 1.- FOL. 1.- | | | | | | | | | | ARRONDISSEMENTEN |
|------------------------------------|---|---------------|-------------------|---------------|---------------|---------------|---------------|---------------|---------------|---------------|---------------|---------------|------------------|
| | VREEMDE BEVOLKING NAAR GESLACHT, LEEFTIJDGROEPEN EN LEEFTIJDKlassen - VROUWELIJKE BEVOLKING - | | | | | | | | | | | | |
| | WOONPLAATS | LEEFTIJDGROEP | | | | | | | | | | | |
| 0-4 JAAR | | 5-9 JAAR | 10-14 JAAR | 15-19 JAAR | 20-24 JAAR | 25-29 JAAR | 30-34 JAAR | 35-39 JAAR | 40-44 JAAR | 45-49 JAAR | 50-54 JAAR | 55-59 JAAR | |
| HET RIJK | 27.025 | 27.496 | 29.676 | 31.308 | 38.614 | 45.035 | 42.635 | 36.365 | 29.731 | 24.477 | 20.391 | 18.747 | |
| BRUSSELS HOOFDSTEDELIJK GEW. | 10.076 | 9.980 | 10.290 | 10.227 | 12.500 | 15.425 | 14.565 | 11.889 | 9.414 | 7.432 | 6.219 | 5.348 | |
| VLAAMS GEWEST | 10.065 | 9.581 | 10.271 | 10.148 | 11.798 | 13.459 | 12.352 | 10.110 | 8.164 | 6.929 | 5.785 | 4.830 | |
| WAALS GEWEST | 6.884 | 7.935 | 9.115 | 10.933 | 14.316 | 16.151 | 15.718 | 14.366 | 12.153 | 10.116 | 8.387 | 8.569 | |
| WAARVAN DUITSTALIGE GEMEENS. | 290 | 303 | 265 | 235 | 250 | 452 | 521 | 495 | 382 | 335 | 333 | 260 | |
| PROV. ANTWERPEN | 4.339 | 3.932 | 3.992 | 3.617 | 4.063 | 4.746 | 4.145 | 3.387 | 2.682 | 2.282 | 1.945 | 1.709 | |
| ARR. ANTWERPEN | 3.387 | 3.040 | 3.099 | 2.778 | 3.163 | 3.586 | 3.154 | 2.584 | 2.041 | 1.675 | 1.393 | 1.188 | |
| ARR. MECHELEN | 615 | 601 | 579 | 500 | 443 | 514 | 411 | 341 | 242 | 171 | 139 | 138 | |
| ARR. TURNHOUT | 337 | 291 | 314 | 339 | 457 | 646 | 580 | 462 | 399 | 436 | 413 | 383 | |
| BRABANT | 12.379 | 12.463 | 13.075 | 13.060 | 15.849 | 19.137 | 18.541 | 15.436 | 12.664 | 10.332 | 8.295 | 6.736 | |
| ARR. BRUSSEL-HOOFDSTAD | 10.076 | 9.980 | 10.290 | 10.227 | 12.500 | 15.425 | 14.565 | 11.889 | 9.414 | 7.432 | 6.219 | 5.348 | |
| ARR. HALLE-VILVOORDE | 976 | 1.063 | 1.282 | 1.227 | 1.231 | 1.544 | 1.655 | 1.577 | 1.480 | 1.296 | 979 | 627 | |
| ARR. LEUVEN | 534 | 534 | 489 | 565 | 942 | 857 | 874 | 674 | 577 | 547 | 385 | 235 | |
| ARR. NIJVEL | 793 | 886 | 1.014 | 1.041 | 1.176 | 1.311 | 1.447 | 1.296 | 1.193 | 1.057 | 712 | 526 | |
| HENEGOUWEN | 2.825 | 3.440 | 4.163 | 5.246 | 7.064 | 7.628 | 7.461 | 7.004 | 6.126 | 5.067 | 4.050 | 4.098 | |
| ARR. AAT | 60 | 74 | 107 | 119 | 149 | 169 | 166 | 148 | 143 | 107 | 63 | 72 | |
| ARR. CHARLEROI | 1.140 | 1.429 | 1.805 | 2.340 | 2.869 | 3.065 | 2.991 | 2.803 | 2.405 | 1.941 | 1.614 | 1.818 | |
| ARR. BERGEN | 773 | 889 | 960 | 1.129 | 1.591 | 1.774 | 1.849 | 1.791 | 1.356 | 1.148 | 932 | 837 | |
| ARR. MOESKROEN | 217 | 224 | 276 | 280 | 462 | 423 | 323 | 353 | 419 | 364 | 217 | 239 | |
| ARR. ZINNIK | 352 | 443 | 595 | 703 | 998 | 1.098 | 1.191 | 1.038 | 923 | 739 | 621 | 559 | |
| ARR. THUIN | 125 | 168 | 211 | 396 | 564 | 599 | 557 | 575 | 495 | 447 | 396 | 384 | |
| ARR. DOORNIK | 158 | 213 | 209 | 279 | 431 | 500 | 384 | 296 | 385 | 321 | 207 | 189 | |
| PROV. LUIK | 2.652 | 2.922 | 3.204 | 3.694 | 4.700 | 5.608 | 5.443 | 4.988 | 3.868 | 3.236 | 2.991 | 3.284 | |
| ARR. HOEI | 99 | 81 | 80 | 105 | 170 | 201 | 183 | 151 | 117 | 119 | 87 | 98 | |
| ARR. LUIK | 1.748 | 2.059 | 2.333 | 2.840 | 3.662 | 4.141 | 3.988 | 3.746 | 2.926 | 2.423 | 2.218 | 2.558 | |
| ARR. VERVIERS | 787 | 765 | 769 | 707 | 807 | 1.194 | 1.190 | 1.028 | 768 | 646 | 652 | 586 | |
| ARR. BORGWORM | 18 | 17 | 22 | 42 | 61 | 72 | 82 | 63 | 57 | 48 | 34 | 42 | |
| LIMBURG | 1.909 | 1.976 | 2.361 | 2.665 | 2.968 | 3.211 | 3.136 | 2.597 | 1.947 | 1.702 | 1.608 | 1.545 | |
| ARR. HASSELT | 997 | 1.078 | 1.377 | 1.508 | 1.524 | 1.535 | 1.623 | 1.330 | 953 | 740 | 713 | 734 | |
| ARR. MAASEIK | 444 | 469 | 543 | 532 | 647 | 839 | 704 | 620 | 509 | 511 | 471 | 407 | |
| ARR. TONGEREN | 468 | 429 | 441 | 625 | 797 | 837 | 809 | 647 | 485 | 451 | 424 | 404 | |
| LUXEMBURG | 248 | 251 | 254 | 299 | 476 | 609 | 469 | 356 | 336 | 274 | 209 | 213 | |
| ARR. AARLEN | 95 | 83 | 91 | 98 | 206 | 256 | 200 | 152 | 141 | 118 | 79 | 76 | |
| ARR. BASTENAKEN | 33 | 39 | 39 | 44 | 38 | 67 | 52 | 35 | 41 | 20 | 16 | 21 | |
| ARR. MARCHÉ-EN-FAMENNE | 36 | 50 | 46 | 45 | 69 | 72 | 74 | 47 | 49 | 29 | 25 | 34 | |
| ARR. NEUFCHATEAU | 38 | 34 | 27 | 45 | 74 | 98 | 56 | 49 | 36 | 47 | 30 | 24 | |
| ARR. VIRTON | 46 | 45 | 51 | 67 | 89 | 116 | 87 | 73 | 69 | 60 | 59 | 58 | |
| PROV. NAMEN | 366 | 436 | 480 | 653 | 900 | 995 | 898 | 722 | 630 | 482 | 425 | 448 | |
| ARR. DINANT | 62 | 54 | 47 | 70 | 145 | 162 | 156 | 94 | 82 | 79 | 71 | 64 | |
| ARR. NAMEN | 285 | 352 | 392 | 522 | 678 | 745 | 667 | 547 | 453 | 334 | 308 | 331 | |
| ARR. PHILIPPEVILLE | 19 | 30 | 41 | 61 | 77 | 88 | 75 | 81 | 95 | 69 | 46 | 53 | |
| PROV. OOST-VLAANDEREN | 1.836 | 1.661 | 1.764 | 1.665 | 1.846 | 2.143 | 1.781 | 1.319 | 963 | 716 | 561 | 427 | |
| ARR. AALST | 121 | 100 | 95 | 86 | 111 | 197 | 141 | 107 | 64 | 52 | 35 | 45 | |
| ARR. DENDERMONDE | 186 | 156 | 180 | 150 | 164 | 165 | 131 | 127 | 93 | 50 | 45 | 33 | |
| ARR. EEKLO | 27 | 24 | 25 | 30 | 63 | 89 | 72 | 36 | 39 | 41 | 26 | 24 | |
| ARR. GENT | 936 | 798 | 847 | 863 | 1.025 | 1.157 | 970 | 703 | 490 | 366 | 279 | 213 | |
| ARR. OUDENAARDE | 114 | 138 | 115 | 83 | 87 | 112 | 127 | 77 | 72 | 35 | 29 | 21 | |
| ARR. SINT-NIKLAAS | 452 | 445 | 502 | 453 | 396 | 423 | 340 | 269 | 205 | 172 | 147 | 91 | |
| PROV. WEST-VLAANDEREN | 471 | 415 | 383 | 409 | 748 | 958 | 761 | 556 | 515 | 386 | 307 | 287 | |
| ARR. BRUGGE | 85 | 66 | 56 | 76 | 214 | 272 | 204 | 119 | 112 | 82 | 86 | 82 | |
| ARR. DIKSMUIDE | 5 | 9 | 7 | 10 | 11 | 17 | 8 | 7 | 11 | 6 | 5 | 5 | |
| ARR. IEPER | 40 | 28 | 45 | 38 | 57 | 75 | 54 | 60 | 50 | 52 | 40 | 44 | |
| ARR. KORTRIJK | 197 | 162 | 155 | 147 | 219 | 281 | 217 | 169 | 161 | 114 | 85 | 70 | |
| ARR. OOSTENDE | 54 | 60 | 53 | 51 | 107 | 140 | 130 | 117 | 88 | 60 | 45 | 42 | |
| ARR. ROESELARE | 26 | 24 | 20 | 29 | 48 | 47 | 50 | 28 | 27 | 25 | 15 | 10 | |
| ARR. TIELT | 36 | 44 | 25 | 29 | 25 | 48 | 34 | 16 | 15 | 13 | 9 | 7 | |
| ARR. VEURNE | 28 | 22 | 22 | 29 | 67 | 78 | 64 | 40 | 51 | 34 | 22 | 27 | |

| N.I.S. | | TABEL 00.04 B V | | | | | | | BLZ. 1.- FDL. 2.- | | | ARRONDISSEMENTEN | | |
|--------------------------|---------------|---|---------------|---------------|---------------|---------------|--------------------|----------------|-------------------|--------------------|---------------|------------------------------|--|--|
| BEVOLKING OP 1-1-1994 | | VREEMDE BEVOLKING NAAR GESLACHT, LEEFTIJDGROEPEN EN LEEFTIJDKlassen - VROUWELIJKE BEVOLKING - | | | | | | | | | | | | |
| LEEFTIJDGROEP | | | | | | | | LEEFTIJDKlasse | | | ALGE- MEEN | WOONPLAATS | | |
| 60-64 JAAR | 65-69 JAAR | 70-74 JAAR | 75-79 JAAR | 80-84 JAAR | 85-89 JAAR | 90-94 JAAR | 95 JAAR EN MEER | 0-14 JAAR | 15-64 JAAR | 65 JAAR EN MEER | TOTAAL | | | |
| 16.351 | 13.886 | 10.283 | 5.153 | 4.436 | 2.316 | 821 | 209 | 84.197 | 303.654 | 37.104 | 424.955 | HET RIJK | | |
| 4.005 | 2.827 | 1.942 | 1.032 | 922 | 521 | 213 | 79 | 30.346 | 97.024 | 7.536 | 134.906 | BRUSSELS HOOFDSTEDELIJK GEW. | | |
| 3.864 | 3.118 | 2.373 | 1.309 | 1.025 | 536 | 178 | 47 | 29.917 | 87.439 | 8.586 | 125.942 | VLAAMS GEWEST | | |
| 8.482 | 7.941 | 5.968 | 2.812 | 2.489 | 1.259 | 430 | 83 | 23.934 | 119.191 | 20.982 | 164.107 | WAALS GEWEST | | |
| 152 | 137 | 133 | 65 | 45 | 24 | 14 | 3 | 858 | 3.415 | 421 | 4.694 | WAARVAN DUITSTALIGE GEMEENS | | |
| 1.330 | 1.013 | 739 | 516 | 356 | 221 | 70 | 19 | 12.263 | 29.906 | 2.934 | 45.103 | PROV. ANTWERPEN | | |
| 894 | 712 | 520 | 388 | 273 | 183 | 58 | 17 | 9.526 | 22.456 | 2.151 | 34.133 | ARR. ANTWERPEN | | |
| 92 | 58 | 51 | 35 | 17 | 17 | 5 | 2 | 1.795 | 2.991 | 185 | 4.971 | ARR. MECHELEN | | |
| 344 | 243 | 168 | 93 | 66 | 21 | 7 | - | 942 | 4.459 | 598 | 5.999 | ARR. TURNHOUT | | |
| 5.002 | 3.632 | 2.518 | 1.329 | 1.187 | 654 | 270 | 92 | 37.917 | 125.052 | 9.682 | 172.651 | BRABANT | | |
| 4.005 | 2.827 | 1.942 | 1.032 | 922 | 521 | 213 | 79 | 30.346 | 97.024 | 7.536 | 134.906 | ARR. BRUSSEL-HOOFDSTAD | | |
| 449 | 375 | 235 | 103 | 99 | 44 | 20 | 2 | 3.321 | 12.065 | 878 | 16.264 | ARR. HALLE-VILVOORDE | | |
| 149 | 108 | 80 | 49 | 49 | 18 | 7 | 4 | 1.557 | 5.805 | 315 | 7.677 | ARR. LEUVEN | | |
| 399 | 322 | 261 | 145 | 117 | 71 | 30 | 7 | 2.693 | 10.158 | 953 | 13.804 | ARR. NIJVEL | | |
| 4.308 | 4.206 | 3.161 | 1.408 | 1.312 | 641 | 222 | 42 | 10.428 | 58.052 | 10.992 | 79.472 | HENEGOUWEN | | |
| 86 | 80 | 61 | 29 | 26 | 11 | 9 | 1 | 241 | 1.222 | 217 | 1.680 | ARR. AAT | | |
| 1.832 | 1.774 | 1.292 | 546 | 454 | 221 | 77 | 17 | 4.374 | 23.678 | 4.381 | 32.433 | ARR. CHARLEROI | | |
| 897 | 913 | 627 | 294 | 225 | 101 | 31 | 5 | 2.622 | 13.304 | 2.196 | 18.122 | ARR. BERGEN | | |
| 295 | 251 | 241 | 138 | 129 | 67 | 25 | 4 | 717 | 3.375 | 855 | 4.947 | ARR. MOESKROEN | | |
| 552 | 507 | 388 | 160 | 144 | 67 | 17 | 2 | 1.390 | 8.422 | 1.285 | 11.097 | ARR. ZINNIK | | |
| 405 | 426 | 323 | 155 | 163 | 81 | 20 | 6 | 504 | 4.818 | 1.174 | 6.496 | ARR. THUIN | | |
| 241 | 255 | 229 | 86 | 171 | 93 | 43 | 7 | 580 | 3.233 | 884 | 4.697 | ARR. DOORNIK | | |
| 3.105 | 2.805 | 2.061 | 997 | 815 | 416 | 133 | 24 | 8.778 | 40.917 | 7.251 | 56.946 | PROV. LUIK | | |
| 106 | 104 | 77 | 41 | 36 | 22 | 8 | 1 | 260 | 1.337 | 289 | 1.886 | ARR. HOEI | | |
| 2.541 | 2.311 | 1.696 | 797 | 674 | 326 | 93 | 15 | 6.140 | 31.043 | 5.912 | 43.095 | ARR. LUIK | | |
| 413 | 346 | 261 | 136 | 93 | 61 | 25 | 6 | 2.321 | 7.991 | 928 | 11.240 | ARR. VERVIERS | | |
| 45 | 44 | 27 | 23 | 12 | 7 | 7 | 2 | 57 | 546 | 122 | 725 | ARR. BORGWORM | | |
| 1.338 | 1.007 | 720 | 341 | 232 | 107 | 29 | 6 | 6.246 | 22.717 | 2.442 | 31.405 | LIMBURG | | |
| 618 | 464 | 319 | 161 | 106 | 52 | 11 | - | 3.452 | 11.278 | 1.113 | 15.843 | ARR. HASSELT | | |
| 370 | 289 | 227 | 109 | 57 | 22 | 7 | 2 | 1.456 | 5.610 | 713 | 7.779 | ARR. MAASEIK | | |
| 350 | 254 | 174 | 71 | 69 | 33 | 11 | 4 | 1.338 | 5.829 | 616 | 7.783 | ARR. TONGEREN | | |
| 178 | 179 | 135 | 84 | 75 | 63 | 24 | 3 | 753 | 3.419 | 563 | 4.735 | LUXEMBURG | | |
| 75 | 66 | 43 | 44 | 33 | 36 | 14 | - | 269 | 1.401 | 236 | 1.906 | ARR. AARLEN | | |
| 18 | 13 | 5 | 4 | 7 | 5 | 2 | - | 111 | 352 | 36 | 499 | ARR. BASTENAKEN | | |
| 23 | 20 | 21 | 7 | 6 | 7 | 2 | - | 132 | 467 | 63 | 662 | ARR. MARCHE-EN-FAMENNE | | |
| 19 | 25 | 20 | 14 | 8 | 7 | 2 | 2 | 99 | 478 | 78 | 655 | ARR. NEUFCHATEAU | | |
| 43 | 55 | 46 | 15 | 21 | 8 | 4 | 1 | 142 | 721 | 150 | 1.013 | ARR. VIRTON | | |
| 492 | 429 | 350 | 178 | 170 | 68 | 21 | 7 | 1.282 | 6.645 | 1.223 | 9.150 | PROV. NAMEN | | |
| 65 | 61 | 63 | 36 | 31 | 17 | 6 | 3 | 163 | 988 | 217 | 1.368 | ARR. DINANT | | |
| 372 | 309 | 239 | 111 | 108 | 40 | 12 | 4 | 1.029 | 4.957 | 823 | 6.809 | ARR. NAMEN | | |
| 55 | 59 | 48 | 31 | 31 | 11 | 3 | - | 90 | 700 | 183 | 973 | ARR. PHILIPPEVILLE | | |
| 330 | 291 | 283 | 114 | 113 | 59 | 20 | 10 | 5.261 | 11.751 | 890 | 17.902 | PROV. OOST-VLAANDEREN | | |
| 32 | 31 | 29 | 14 | 8 | 4 | 3 | 1 | 316 | 870 | 90 | 1.276 | ARR. AALST | | |
| 28 | 29 | 18 | 7 | 6 | 2 | 3 | - | 522 | 986 | 65 | 1.573 | ARR. DENDERMONDE | | |
| 19 | 33 | 27 | 10 | 10 | 6 | 1 | 1 | 76 | 439 | 88 | 603 | ARR. EEKLO | | |
| 162 | 129 | 133 | 61 | 63 | 36 | 10 | 5 | 2.581 | 6.228 | 437 | 9.246 | ARR. GENT | | |
| 23 | 16 | 20 | 7 | 11 | 3 | 1 | - | 367 | 666 | 58 | 1.091 | ARR. OUDENAARDE | | |
| 66 | 53 | 56 | 15 | 15 | 8 | 2 | 3 | 1.399 | 2.562 | 152 | 4.113 | ARR. SINT-NIKLAAS | | |
| 268 | 324 | 316 | 186 | 176 | 87 | 32 | 6 | 1.269 | 5.195 | 1.127 | 7.591 | PROV. WEST-VLAANDEREN | | |
| 72 | 85 | 85 | 48 | 45 | 28 | 10 | 2 | 207 | 1.319 | 303 | 1.829 | ARR. BRUGGE | | |
| 2 | 7 | 5 | 5 | 2 | - | - | - | 21 | 82 | 19 | 122 | ARR. DIKSMUIDE | | |
| 38 | 41 | 37 | 29 | 25 | 12 | 4 | 1 | 113 | 508 | 149 | 770 | ARR. IEPER | | |
| 64 | 80 | 89 | 47 | 54 | 25 | 6 | - | 514 | 1.527 | 301 | 2.342 | ARR. KORTRIJK | | |
| 43 | 54 | 58 | 29 | 28 | 14 | 5 | 1 | 167 | 823 | 189 | 1.179 | ARR. OOSTENDE | | |
| 8 | 13 | 13 | 5 | 2 | 4 | 1 | - | 70 | 287 | 38 | 395 | ARR. ROESELARE | | |
| 8 | 5 | 5 | 1 | 2 | 2 | 3 | - | 105 | 204 | 18 | 327 | ARR. TIELT | | |
| 33 | 39 | 24 | 22 | 18 | 2 | 3 | 2 | 72 | 445 | 110 | 627 | ARR. VEURNE | | |

| WOONPLAATS | LEEFTIJDGROEP | | | | | | | | | | | |
|----------------------|---------------|-------------|---------------|---------------|---------------|---------------|---------------|---------------|---------------|---------------|---------------|---------------|
| | 0-4 JAAR | 5-9 JAAR | 10-14 JAAR | 15-19 JAAR | 20-24 JAAR | 25-29 JAAR | 30-34 JAAR | 35-39 JAAR | 40-44 JAAR | 45-49 JAAR | 50-54 JAAR | 55-59 JAAR |
| HET RIJK | 27.025 | 27.496 | 29.676 | 31.308 | 38.614 | 45.035 | 42.635 | 36.365 | 29.731 | 24.477 | 20.391 | 18.747 |
| PROV. ANTWERPEN | 4.339 | 3.932 | 3.992 | 3.617 | 4.063 | 4.746 | 4.145 | 3.387 | 2.682 | 2.282 | 1.945 | 1.709 |
| ARR. ANTWERPEN | 3.387 | 3.040 | 3.099 | 2.778 | 3.163 | 3.586 | 3.154 | 2.584 | 2.041 | 1.675 | 1.393 | 1.188 |
| AARTSELAAR | 6 | 9 | 9 | 9 | 10 | 15 | 14 | 12 | 9 | 9 | 2 | 4 |
| ANTWERPEN | 2.952 | 2.600 | 2.613 | 2.281 | 2.553 | 2.777 | 2.387 | 1.960 | 1.456 | 1.063 | 876 | 725 |
| BOECHOUT | 4 | 5 | 3 | 5 | 10 | 12 | 9 | 9 | 4 | 7 | 6 | 4 |
| BOOM | 55 | 31 | 30 | 42 | 38 | 40 | 30 | 37 | 18 | 10 | 12 | 12 |
| BORSBEEK | 11 | 6 | 9 | 6 | 12 | 23 | 14 | 11 | 5 | 4 | 3 | 3 |
| BRASSCHAAT | 55 | 64 | 86 | 62 | 75 | 89 | 101 | 80 | 102 | 127 | 84 | 74 |
| BRECHT | 15 | 18 | 10 | 14 | 20 | 25 | 28 | 26 | 8 | 13 | 19 | 10 |
| EDEGEM | 19 | 13 | 13 | 17 | 17 | 25 | 42 | 21 | 18 | 11 | 10 | 9 |
| ESSEN | 27 | 24 | 32 | 40 | 75 | 100 | 50 | 51 | 60 | 71 | 72 | 40 |
| HEMIKSEM | 3 | 11 | 7 | 13 | 9 | 13 | 16 | 7 | 8 | 4 | 1 | 4 |
| HOVE | 4 | 3 | 3 | 7 | 6 | 8 | 6 | 2 | 4 | 4 | 3 | 5 |
| KALMTHOUT | 25 | 20 | 30 | 33 | 51 | 51 | 54 | 42 | 51 | 51 | 66 | 56 |
| KAPellen | 26 | 31 | 39 | 48 | 43 | 67 | 59 | 64 | 70 | 66 | 55 | 66 |
| KONTICH | 19 | 20 | 16 | 12 | 22 | 23 | 32 | 17 | 14 | 9 | 10 | 8 |
| LINT | 4 | 5 | 2 | 6 | 8 | 3 | 4 | - | 5 | 3 | - | 2 |
| MALLE | 5 | 4 | 5 | 8 | 8 | 12 | 14 | 15 | 10 | 10 | 5 | 5 |
| MORTSEL | 19 | 17 | 24 | 14 | 12 | 43 | 34 | 29 | 15 | 12 | 10 | 13 |
| NIEL | 10 | 7 | 11 | 9 | 1 | 10 | 11 | 7 | 6 | 3 | 2 | 4 |
| RANST | 5 | 4 | 5 | 3 | 5 | 6 | 13 | 6 | 5 | 2 | 5 | 3 |
| RUMST | 10 | 14 | 13 | 4 | 15 | 14 | 15 | 7 | 4 | 3 | 2 | 2 |
| SCHELLE | 4 | 4 | 6 | 4 | 5 | 3 | 10 | 5 | 5 | - | 3 | - |
| SCHILDE | 20 | 28 | 35 | 41 | 32 | 35 | 28 | 49 | 53 | 67 | 43 | 46 |
| SCHOTEN | 25 | 38 | 42 | 37 | 38 | 43 | 62 | 38 | 49 | 59 | 41 | 40 |
| STABROEK | 9 | 15 | 14 | 17 | 15 | 33 | 26 | 24 | 16 | 14 | 10 | 12 |
| WIJNEGEM | 7 | 6 | 4 | 1 | 9 | 9 | 10 | 5 | 2 | 2 | 3 | 5 |
| WOMMELGEM | 3 | 6 | 8 | 5 | 6 | 14 | 14 | 10 | 4 | 1 | 8 | 1 |
| WUUSTWEZEL | 14 | 5 | 9 | 13 | 22 | 42 | 25 | 12 | 15 | 20 | 15 | 11 |
| ZANDHOVEN | 6 | 5 | 1 | 5 | 7 | 8 | 6 | 8 | 2 | 4 | 6 | 4 |
| ZOERSEL | 8 | 9 | 9 | 10 | 18 | 22 | 18 | 18 | 16 | 20 | 17 | 13 |
| ZWIJNDRECHT | 17 | 18 | 11 | 12 | 21 | 21 | 22 | 12 | 7 | 6 | 4 | 7 |
| ARR. MECHELEN | 615 | 601 | 579 | 500 | 443 | 514 | 411 | 341 | 242 | 171 | 139 | 138 |
| BERLAAR | - | 1 | 3 | 1 | 4 | 5 | 7 | 3 | 3 | - | 1 | 1 |
| BONHEIDEN | 5 | 1 | 3 | 6 | 9 | 10 | 9 | 5 | 7 | 5 | 6 | 4 |
| BORNEM | 24 | 19 | 24 | 24 | 20 | 23 | 16 | 14 | 7 | 12 | 7 | 5 |
| DUFFEL | 10 | 14 | 7 | 5 | 5 | 10 | 8 | 8 | 7 | 1 | 1 | 7 |
| HEIST-OP-DEN-BERG | 2 | 4 | 12 | 12 | 5 | 22 | 12 | 11 | 12 | 5 | 4 | 4 |
| LIER | 75 | 52 | 83 | 67 | 64 | 61 | 60 | 44 | 30 | 21 | 14 | 15 |
| MECHELEN | 418 | 415 | 335 | 270 | 254 | 269 | 210 | 184 | 128 | 90 | 76 | 80 |
| NIJLEN | 2 | 8 | 2 | 4 | 3 | 10 | 13 | 5 | 2 | 2 | 2 | 1 |
| PUTTE | 4 | - | 8 | 5 | 3 | 9 | 4 | 5 | 4 | 5 | 1 | - |
| PUURS | 7 | 7 | 9 | 6 | 8 | 14 | 6 | 5 | 6 | 1 | 5 | 3 |
| SINT-AMANDS | 13 | 10 | 12 | 11 | 12 | 13 | 10 | 7 | 4 | 2 | 5 | 4 |
| SINT-KATELIJNE-WAVER | 8 | 14 | 7 | 11 | 8 | 11 | 12 | 4 | 6 | 8 | 2 | 3 |
| WILLEBROEK | 47 | 56 | 74 | 78 | 48 | 57 | 44 | 46 | 26 | 19 | 15 | 11 |
| ARR. TURNHOUT | 337 | 291 | 314 | 339 | 457 | 646 | 580 | 462 | 399 | 436 | 413 | 383 |
| ARENDONK | 22 | 18 | 9 | 17 | 17 | 27 | 30 | 15 | 22 | 21 | 10 | 10 |
| BAARLE-HERTOG | 13 | 12 | 12 | 15 | 21 | 38 | 37 | 22 | 26 | 26 | 24 | 15 |
| BALEN | 11 | 8 | 10 | 10 | 11 | 22 | 20 | 13 | 7 | 5 | 7 | 6 |
| BEERSE | 5 | 9 | 17 | 15 | 15 | 15 | 16 | 11 | 13 | 13 | 15 | 14 |
| DESSEL | 2 | 2 | 4 | 8 | 8 | 6 | 5 | 4 | 4 | 4 | 7 | 1 |
| GEEL | 17 | 18 | 26 | 16 | 25 | 33 | 29 | 23 | 19 | 12 | 21 | 17 |
| GROBBENDONK | 1 | - | 1 | 2 | 8 | 7 | 10 | 3 | 7 | 5 | 5 | 3 |
| HERENTALS | 11 | 5 | 7 | 7 | 16 | 28 | 27 | 21 | 8 | 12 | 3 | 4 |
| HERENTHOUT | - | - | 1 | 1 | 2 | 2 | 2 | 3 | 1 | 3 | - | - |
| HERSELT | - | 5 | 1 | 2 | 12 | 12 | 7 | 3 | 3 | 1 | 1 | 1 |
| HOOGSTRATEN | 48 | 35 | 25 | 34 | 47 | 84 | 84 | 56 | 60 | 75 | 75 | 72 |
| HULSHOUT | 1 | 1 | - | 3 | 5 | 2 | 1 | 2 | - | 1 | 2 | - |
| KASTERLEE | 14 | 11 | 11 | 15 | 6 | 16 | 19 | 12 | 8 | 17 | 10 | 9 |
| LAAKDAL | 3 | 7 | 7 | 2 | 7 | 11 | 5 | 10 | 2 | 1 | 2 | 4 |
| LILLE | 4 | 3 | 7 | 9 | 5 | 5 | 9 | 6 | 8 | 4 | 7 | 6 |
| MEERHOUT | 1 | 2 | 2 | 1 | 3 | 5 | 6 | 5 | 3 | 5 | - | 1 |

| N.I.S. BEVOLKING OP 1-1-1994 | | TABEL 00.04 B V VREEMDE BEVOLKING NAAR GESLACHT, LEEFTIJDGROEPEN EN LEEFTIJDKLASSEN - VROUWELIJKE BEVOLKING - | | | | | | | BLZ. 1.- FOL. 2.- | | | ALLE ADMINISTRATIEVE EENHEDEN | |
|------------------------------------|---------------|--|---------------|---------------|---------------|---------------|--------------------|----------------|-------------------|--------------------|----------|-------------------------------|--|
| LEEFTIJDGROEP | | | | | | | | LEEFTIJDKLASSE | | | ALGEMEEN | WOONPLAATS | |
| 60-64 JAAR | 65-69 JAAR | 70-74 JAAR | 75-79 JAAR | 80-84 JAAR | 85-89 JAAR | 90-94 JAAR | 95 JAAR EN MEER | 0-14 JAAR | 15-64 JAAR | 65 JAAR EN MEER | TOTAAL | | |
| 16.351 | 13.886 | 10.283 | 5.153 | 4.436 | 2.316 | 821 | 209 | 84.197 | 303.654 | 37.104 | 424.955 | HET RIJK | |
| 1.330 | 1.013 | 739 | 516 | 356 | 221 | 70 | 19 | 12.263 | 29.906 | 2.934 | 45.103 | PROV. ANTWERPEN | |
| 894 | 712 | 520 | 388 | 273 | 183 | 58 | 17 | 9.526 | 22.456 | 2.151 | 34.133 | ARR. ANTWERPEN | |
| 3 | 5 | 4 | - | - | 1 | - | - | 24 | 87 | 10 | 121 | AARTSELAAR | |
| 507 | 418 | 303 | 267 | 188 | 119 | 41 | 11 | 8.165 | 16.585 | 1.347 | 26.097 | ANTWERPEN | |
| 2 | 1 | 2 | 1 | 1 | 1 | - | - | 12 | 68 | 6 | 86 | BOECHOUT | |
| 8 | 12 | 6 | 2 | 1 | 1 | - | - | 116 | 247 | 22 | 385 | BOOM | |
| 1 | 3 | 5 | 1 | 1 | 3 | - | - | 26 | 82 | 13 | 121 | BORSBEEK | |
| 56 | 38 | 27 | 24 | 11 | 11 | 1 | 3 | 205 | 850 | 115 | 1.170 | BRASSCHAAT | |
| 9 | 10 | 8 | 1 | 2 | 1 | - | - | 43 | 172 | 22 | 237 | BRECHT | |
| 9 | 10 | 8 | 6 | 7 | 4 | 1 | - | 45 | 179 | 36 | 260 | EDEGEM | |
| 38 | 26 | 21 | 11 | 13 | 6 | 1 | 1 | 83 | 597 | 79 | 759 | ESSEN | |
| 4 | - | 3 | - | - | 1 | 1 | - | 21 | 79 | 5 | 105 | HEMIKSEM | |
| - | 2 | 5 | 2 | 1 | - | - | - | 10 | 45 | 10 | 65 | HOVE | |
| 49 | 34 | 20 | 9 | 9 | 3 | 2 | - | 75 | 504 | 77 | 656 | KALMTHOUT | |
| 57 | 39 | 22 | 19 | 13 | 7 | 3 | 1 | 96 | 595 | 104 | 795 | KAPellen | |
| 2 | 5 | 4 | - | - | 3 | - | - | 55 | 149 | 12 | 216 | KONTICH | |
| - | - | 1 | - | - | 1 | - | - | 11 | 31 | 2 | 44 | LINT | |
| 7 | 2 | 2 | 1 | 1 | 1 | - | - | 14 | 94 | 7 | 115 | MALLE | |
| 5 | 13 | 9 | 3 | 4 | 1 | 2 | - | 60 | 187 | 32 | 279 | MORTSEL | |
| 1 | 1 | 1 | 1 | - | - | - | - | 28 | 54 | 3 | 85 | NIEL | |
| 3 | 1 | 1 | 1 | - | - | - | - | 14 | 51 | 3 | 68 | RANST | |
| 4 | 1 | 2 | 1 | - | - | - | - | 37 | 70 | 4 | 111 | RUMST | |
| 1 | 2 | 1 | 1 | - | - | - | - | 14 | 36 | 4 | 54 | SCHELLE | |
| 34 | 32 | 16 | 8 | 3 | 3 | - | - | 83 | 428 | 62 | 573 | SCHILDE | |
| 31 | 25 | 13 | 10 | 5 | 5 | 2 | - | 105 | 438 | 60 | 603 | SCHOTEN | |
| 9 | 5 | 2 | 3 | 1 | 2 | - | - | 38 | 176 | 13 | 227 | STABROEK | |
| 6 | 4 | 5 | 1 | 1 | 2 | - | - | 17 | 52 | 13 | 82 | WIJNEGEM | |
| 3 | - | 2 | - | - | - | 1 | - | 17 | 66 | 3 | 86 | WOMMELGEM | |
| 18 | 8 | 13 | 7 | 6 | 1 | 2 | - | 28 | 193 | 37 | 258 | WUUSTWEZEL | |
| 6 | 2 | - | 1 | - | 1 | - | - | 12 | 56 | 4 | 72 | ZANDHOVEN | |
| 17 | 10 | 14 | 6 | 2 | 3 | 1 | 1 | 26 | 169 | 37 | 232 | ZOERSEL | |
| 4 | 3 | - | 1 | 3 | 2 | - | - | 46 | 116 | 9 | 171 | ZWIJNDRECHT | |
| 92 | 58 | 51 | 35 | 17 | 17 | 5 | 2 | 1.795 | 2.991 | 185 | 4.971 | ARR. MECHELEN | |
| - | 2 | - | 1 | 1 | 1 | - | - | 4 | 25 | 5 | 34 | BERLAAR | |
| 4 | 2 | 3 | 2 | 2 | 4 | - | - | 9 | 65 | 13 | 87 | BONHEIDEN | |
| 2 | 2 | 3 | 4 | - | - | - | - | 67 | 130 | 9 | 206 | BORNEM | |
| 2 | 6 | 4 | 4 | 1 | 2 | - | - | 31 | 54 | 17 | 102 | DUFFEL | |
| 3 | 2 | 4 | 1 | 1 | 3 | - | - | 18 | 90 | 11 | 119 | HEIST-OP-DEN-BERG | |
| 11 | 4 | 7 | 2 | - | 1 | - | - | 210 | 387 | 14 | 611 | LIER | |
| 45 | 30 | 22 | 16 | 10 | 4 | 5 | 1 | 1.168 | 1.606 | 88 | 2.862 | MECHELEN | |
| 1 | 1 | 1 | 2 | - | - | - | - | 12 | 43 | 4 | 59 | NIJLEN | |
| 3 | 1 | - | - | - | 1 | - | - | 12 | 39 | 2 | 53 | PUTTE | |
| 5 | 2 | - | - | - | - | - | - | 23 | 59 | 2 | 84 | PUURS | |
| 2 | - | 1 | - | - | - | - | - | 35 | 70 | 1 | 106 | SINT-AMANDS | |
| 6 | 2 | 1 | 3 | - | 1 | - | - | 29 | 71 | 7 | 107 | SINT-KATELIJNE-WAVER | |
| 8 | 4 | 5 | - | 2 | - | - | 1 | 177 | 352 | 12 | 541 | WILBROEK | |
| 344 | 243 | 168 | 93 | 66 | 21 | 7 | - | 942 | 4.459 | 598 | 5.999 | ARR. TURNHOUT | |
| 10 | 7 | 3 | 4 | 3 | - | - | - | 49 | 179 | 17 | 245 | ARENDONK | |
| 20 | 13 | 11 | 8 | 5 | 6 | - | - | 37 | 244 | 43 | 324 | BAARLE-HERTOG | |
| 6 | 4 | 1 | - | - | - | - | - | 29 | 107 | 5 | 141 | BALEN | |
| 7 | 6 | 3 | 1 | 1 | 1 | - | - | 31 | 134 | 12 | 177 | BEERSE | |
| 5 | 3 | - | 1 | - | - | - | - | 8 | 52 | 4 | 64 | DESSEL | |
| 15 | 9 | 6 | 3 | 4 | 3 | 1 | - | 61 | 210 | 26 | 297 | GEEL | |
| 4 | 4 | 2 | 1 | - | - | - | - | 2 | 54 | 7 | 63 | GROBBENDONK | |
| 7 | 7 | 4 | 8 | 4 | 2 | - | - | 23 | 133 | 25 | 181 | HERENTALS | |
| 1 | - | - | - | - | - | - | - | 1 | 15 | - | 16 | HERENTHOUT | |
| 2 | 4 | 1 | - | 1 | - | - | - | 6 | 44 | 6 | 56 | HERSELT | |
| 55 | 35 | 29 | 16 | 15 | 1 | 1 | - | 108 | 642 | 97 | 847 | HOOGSTRATEN | |
| - | 1 | - | - | - | - | - | - | 2 | 16 | 1 | 19 | HULSHOUT | |
| 8 | 5 | 5 | 2 | - | - | - | - | 36 | 120 | 12 | 168 | KASTERLEE | |
| 1 | 1 | 2 | - | - | - | - | - | 17 | 45 | 3 | 65 | LAAKDAL | |
| 4 | 3 | - | 1 | 1 | 1 | - | - | 14 | 63 | 6 | 83 | LILLE | |
| 2 | - | 1 | 1 | - | - | - | - | 5 | 31 | 2 | 38 | MEERHOUT | |

| WOONPLAATS | LEEFTIJDGROEP | | | | | | | | | | | |
|------------------------|---------------|---------------|---------------|---------------|---------------|---------------|---------------|---------------|---------------|---------------|---------------|---------------|
| | 0-4 JAAR | 5-9 JAAR | 10-14 JAAR | 15-19 JAAR | 20-24 JAAR | 25-29 JAAR | 30-34 JAAR | 35-39 JAAR | 40-44 JAAR | 45-49 JAAR | 50-54 JAAR | 55-59 JAAR |
| MERKSPAS | 3 | 4 | 1 | 4 | 7 | 10 | 8 | 10 | 8 | 9 | 6 | 4 |
| MOL | 41 | 40 | 45 | 53 | 47 | 72 | 55 | 47 | 40 | 36 | 36 | 32 |
| OLEN | 3 | 7 | 4 | 5 | 3 | 7 | 6 | 11 | 3 | 2 | 2 | - |
| OUD-TURNHOUT | 14 | 11 | 21 | 30 | 16 | 26 | 24 | 15 | 26 | 34 | 41 | 50 |
| RAVELS | 47 | 32 | 32 | 26 | 45 | 85 | 73 | 71 | 61 | 70 | 62 | 59 |
| RETIE | 4 | 4 | 7 | 7 | 10 | 9 | 11 | 5 | 8 | 12 | 12 | 8 |
| RIJKEVORSEL | 4 | 2 | 4 | - | 13 | 12 | 6 | 11 | 5 | 4 | 6 | 5 |
| TURNHOUT | 55 | 48 | 47 | 51 | 87 | 81 | 58 | 64 | 47 | 48 | 37 | 52 |
| VORSELAAR | - | - | 1 | 1 | 1 | 4 | 5 | 5 | 1 | - | - | 3 |
| VOSELAAR | 6 | 2 | 2 | 3 | 12 | 12 | 11 | 6 | 6 | 7 | 18 | 5 |
| WESTERLO | 7 | 5 | 10 | 2 | 8 | 15 | 16 | 8 | 3 | 9 | 4 | 2 |
| BRABANT | 12.379 | 12.463 | 13.075 | 13.060 | 15.849 | 19.137 | 18.541 | 15.436 | 12.664 | 10.332 | 8.295 | 6.736 |
| ARR. BRUSSEL-HOOFDSTAD | 10.076 | 9.980 | 10.290 | 10.227 | 12.500 | 15.425 | 14.565 | 11.889 | 9.414 | 7.432 | 6.219 | 5.348 |
| ANDERLECHT | 821 | 837 | 904 | 929 | 1.025 | 1.171 | 1.039 | 899 | 691 | 521 | 481 | 504 |
| OUDEGEM | 132 | 131 | 110 | 117 | 160 | 248 | 265 | 254 | 201 | 168 | 125 | 83 |
| SINT-AGATHA-BERCHEM | 88 | 63 | 64 | 75 | 106 | 127 | 164 | 93 | 73 | 51 | 43 | 44 |
| BRUSSEL | 1.865 | 1.804 | 1.791 | 1.759 | 2.011 | 2.539 | 2.470 | 1.957 | 1.536 | 1.255 | 996 | 973 |
| ETTERBEEK | 340 | 300 | 308 | 307 | 516 | 811 | 687 | 556 | 396 | 306 | 251 | 208 |
| EVERE | 188 | 200 | 172 | 153 | 192 | 270 | 259 | 201 | 157 | 116 | 88 | 55 |
| VORST | 497 | 541 | 504 | 496 | 604 | 729 | 694 | 592 | 465 | 379 | 295 | 290 |
| GANSHOREN | 49 | 45 | 55 | 59 | 86 | 134 | 124 | 116 | 77 | 57 | 38 | 38 |
| ELSENE | 594 | 497 | 526 | 576 | 1.300 | 1.997 | 1.659 | 1.107 | 799 | 642 | 529 | 402 |
| JETTE | 213 | 175 | 183 | 172 | 229 | 337 | 348 | 244 | 202 | 113 | 98 | 82 |
| KOEKELBERG | 209 | 183 | 184 | 170 | 197 | 221 | 235 | 164 | 152 | 105 | 77 | 80 |
| SINT-JANS-MOLENBEEK | 1.310 | 1.305 | 1.305 | 1.227 | 1.057 | 1.136 | 1.144 | 1.019 | 692 | 544 | 444 | 443 |
| SINT-GILLIS | 617 | 642 | 726 | 753 | 1.031 | 1.139 | 938 | 761 | 634 | 522 | 504 | 459 |
| SINT-JOOST-TEN-NODE | 653 | 585 | 530 | 544 | 653 | 714 | 591 | 454 | 328 | 231 | 234 | 179 |
| SCHAARBEK | 1.475 | 1.606 | 1.844 | 1.763 | 1.763 | 1.914 | 1.774 | 1.530 | 1.259 | 889 | 855 | 675 |
| UKKEL | 404 | 471 | 504 | 514 | 668 | 814 | 779 | 754 | 721 | 615 | 484 | 361 |
| WATERMAAL-BOSVOORDE | 91 | 98 | 81 | 73 | 115 | 158 | 205 | 164 | 120 | 107 | 69 | 64 |
| SINT-LAMBRECHTS-WOLUWE | 294 | 260 | 235 | 261 | 459 | 586 | 713 | 589 | 510 | 394 | 299 | 200 |
| SINT-PIETERS-WOLUWE | 236 | 237 | 264 | 279 | 328 | 380 | 477 | 435 | 401 | 417 | 309 | 208 |
| ARR. HALLE-VILVOORDE | 976 | 1.063 | 1.282 | 1.227 | 1.231 | 1.544 | 1.655 | 1.577 | 1.480 | 1.296 | 979 | 627 |
| AFFLIGEM | 2 | 5 | 5 | 4 | 3 | 6 | 6 | 2 | 7 | 4 | 1 | 3 |
| ASSE | 21 | 22 | 24 | 34 | 38 | 63 | 66 | 41 | 41 | 23 | 12 | 9 |
| BEERSEL | 27 | 34 | 29 | 43 | 37 | 54 | 63 | 52 | 51 | 40 | 37 | 13 |
| BEVER | - | - | - | 2 | 1 | 1 | 3 | 1 | 3 | 1 | 2 | - |
| DILBEEK | 20 | 19 | 36 | 37 | 41 | 55 | 77 | 54 | 54 | 47 | 16 | 23 |
| DROGENBOS | 12 | 12 | 15 | 15 | 15 | 29 | 27 | 16 | 18 | 12 | 12 | 4 |
| GALMAARDEN | - | 5 | 4 | 3 | 2 | 7 | 4 | 3 | 4 | 2 | 1 | 2 |
| GOOIK | 1 | 2 | - | - | 3 | 3 | 4 | - | 1 | - | - | 1 |
| GRIMBERGEN | 36 | 25 | 41 | 33 | 62 | 86 | 88 | 63 | 56 | 54 | 29 | 26 |
| HALLE | 46 | 45 | 54 | 36 | 52 | 69 | 53 | 55 | 34 | 23 | 19 | 16 |
| HERNE | - | 3 | 2 | - | 1 | 5 | 2 | 6 | 3 | 2 | - | 1 |
| HOEILAART | 35 | 39 | 60 | 42 | 42 | 49 | 57 | 60 | 74 | 59 | 39 | 25 |
| KAMPENHOUT | 6 | 9 | 8 | 9 | 8 | 11 | 16 | 23 | 7 | 7 | 7 | 3 |
| KAPELLE-OP-DEN-BOS | 3 | 2 | 1 | - | 3 | 5 | 7 | 3 | - | 3 | 2 | 2 |
| KRAAINEM | 75 | 86 | 100 | 77 | 88 | 92 | 121 | 130 | 140 | 124 | 120 | 50 |
| LENNIK | 1 | 2 | 2 | 1 | 4 | 5 | 5 | 5 | 5 | 2 | 1 | 2 |
| LIEDEKERKE | 2 | 8 | 1 | 2 | 2 | 9 | 7 | 3 | 1 | 1 | - | - |
| LINKEBEEK | 6 | 14 | 13 | 23 | 12 | 17 | 9 | 20 | 14 | 20 | 11 | 7 |
| LONDERZEEL | 9 | 8 | 10 | 8 | 9 | 13 | 14 | 5 | 1 | 3 | 3 | 4 |
| MACHELEN | 17 | 20 | 27 | 25 | 34 | 35 | 51 | 26 | 22 | 23 | 16 | 6 |
| MEISE | 17 | 18 | 13 | 16 | 17 | 30 | 33 | 29 | 15 | 24 | 10 | 9 |
| MERCHTEM | 5 | 2 | 5 | 7 | 6 | 15 | 6 | 6 | 5 | 4 | 6 | 1 |
| OPWIJK | 4 | 3 | - | 2 | 2 | 8 | 4 | 1 | 1 | - | - | 3 |
| OVERIJSE | 146 | 163 | 217 | 176 | 162 | 132 | 165 | 235 | 246 | 231 | 188 | 111 |
| PEPINGEN | - | - | - | - | 2 | 4 | - | 2 | 2 | 1 | - | 1 |
| ROOSDAAL | 6 | 4 | 3 | 1 | 3 | 6 | 5 | 3 | - | 1 | 2 | - |
| SINT-GENESIUS-RODE | 77 | 99 | 139 | 142 | 105 | 97 | 111 | 130 | 154 | 137 | 106 | 49 |
| SINT-PIETERS-LEEJW | 44 | 44 | 43 | 48 | 71 | 118 | 95 | 79 | 51 | 47 | 32 | 33 |
| STEENOKKERZEEL | 6 | 10 | 11 | 12 | 10 | 12 | 13 | 21 | 16 | 11 | 4 | 5 |
| TERNAT | 3 | 6 | 3 | 1 | 4 | 7 | 5 | 6 | 5 | 2 | 3 | 1 |
| VILVOORDE | 117 | 149 | 160 | 177 | 144 | 178 | 203 | 163 | 142 | 86 | 77 | 83 |

| N.I.S. | | TABEL 00.04 B V | | | | | | | BLZ. 2.- FOL. 2.- | | | ALLE ADMINISTRATIEVE EENHEDEN | | |
|-----------------------|------------|---|------------|------------|------------|------------|-----------------|----------------|-------------------|-----------------|----------|-------------------------------|---------------------------|--|
| BEVOLKING OP 1-1-1994 | | VREEMDE BEVOLKING NAAR GESLACHT, LEEFTIJDGROEPEN EN LEEFTIJDKlassen | | | | | | | | | | | - VROUWELIJKE BEVOLKING - | |
| LEEFTIJDGROEP | | | | | | | | LEEFTIJDKlasse | | | ALGEMEEN | WOONPLAATS | | |
| 60-64 JAAR | 65-69 JAAR | 70-74 JAAR | 75-79 JAAR | 80-84 JAAR | 85-89 JAAR | 90-94 JAAR | 95 JAAR EN MEER | 0-14 JAAR | 15-64 JAAR | 65 JAAR EN MEER | TOTAAL | | | |
| 6 | 3 | 2 | 2 | 1 | - | - | - | 8 | 72 | 8 | 88 | MERKSPLAS | | |
| 28 | 18 | 5 | - | 2 | 2 | 1 | - | 126 | 446 | 28 | 600 | MOL | | |
| 2 | 1 | - | - | - | - | - | - | 14 | 41 | 1 | 56 | OLEN | | |
| 40 | 22 | 14 | 12 | 3 | - | 1 | - | 46 | 302 | 52 | 400 | OUD-TURNHOUT | | |
| 57 | 39 | 33 | 13 | 12 | 2 | - | - | 111 | 609 | 99 | 819 | RAVELS | | |
| 8 | 3 | 1 | - | - | - | - | - | 15 | 90 | 4 | 109 | RETIE | | |
| 5 | 2 | 2 | 1 | 1 | - | - | - | 10 | 67 | 6 | 83 | RIJKEVORSEL | | |
| 40 | 46 | 33 | 14 | 11 | 3 | 2 | - | 150 | 565 | 109 | 824 | TURNHOUT | | |
| 1 | - | 1 | - | - | - | - | - | 1 | 21 | 1 | 23 | VORSELAAR | | |
| 7 | 7 | 6 | 2 | 2 | - | 1 | - | 10 | 87 | 18 | 115 | VOSSELAAR | | |
| 3 | - | 3 | 3 | - | - | - | - | 22 | 70 | 6 | 98 | WESTERLO | | |
| 5.002 | 3.632 | 2.518 | 1.329 | 1.187 | 654 | 270 | 92 | 37.917 | 125.052 | 9.682 | 172.651 | BRABANT | | |
| 4.005 | 2.827 | 1.942 | 1.032 | 922 | 521 | 213 | 79 | 30.346 | 97.024 | 7.536 | 134.906 | ARR. BRUSSEL-HOOFDSTAD | | |
| 355 | 215 | 141 | 64 | 54 | 40 | 6 | 3 | 2.562 | 7.615 | 523 | 10.700 | ANDERLECHT | | |
| 67 | 49 | 26 | 20 | 20 | 10 | 1 | - | 373 | 1.688 | 126 | 2.187 | OUDEGEM | | |
| 35 | 31 | 21 | 11 | 8 | 3 | 1 | 1 | 215 | 811 | 76 | 1.102 | SINT-AGATHA-BERCHEM | | |
| 713 | 483 | 304 | 171 | 136 | 75 | 37 | 18 | 5.460 | 16.209 | 1.224 | 22.893 | BRUSSEL | | |
| 150 | 117 | 91 | 48 | 34 | 25 | 4 | 4 | 948 | 4.188 | 323 | 5.459 | ETTERBEEK | | |
| 57 | 39 | 32 | 12 | 21 | 4 | 5 | 1 | 560 | 1.548 | 114 | 2.222 | EVERE | | |
| 220 | 152 | 104 | 56 | 40 | 34 | 13 | 5 | 1.542 | 4.764 | 404 | 6.710 | VORST | | |
| 39 | 39 | 29 | 22 | 21 | 13 | 5 | - | 149 | 768 | 129 | 1.046 | GANSHOREN | | |
| 323 | 271 | 206 | 127 | 117 | 70 | 18 | 10 | 1.617 | 9.334 | 819 | 11.770 | ELSENE | | |
| 84 | 78 | 39 | 20 | 32 | 21 | 5 | 3 | 571 | 1.909 | 198 | 2.678 | JETTE | | |
| 50 | 48 | 26 | 10 | 16 | 12 | 1 | - | 576 | 1.451 | 113 | 2.140 | KOEKELBERG | | |
| 305 | 167 | 129 | 51 | 53 | 24 | 12 | 7 | 3.920 | 8.011 | 443 | 12.374 | SINT-JANS-MOLENBEEK | | |
| 370 | 242 | 135 | 76 | 55 | 29 | 20 | 2 | 1.985 | 7.111 | 559 | 9.655 | SINT-GILLIS | | |
| 152 | 73 | 52 | 31 | 22 | 10 | 6 | 3 | 1.768 | 4.080 | 197 | 6.045 | SINT-JOOST-TEN-NODE | | |
| 526 | 343 | 238 | 117 | 92 | 51 | 23 | 9 | 4.925 | 12.948 | 873 | 18.746 | SCHAARBEEK | | |
| 237 | 228 | 169 | 86 | 92 | 50 | 34 | 4 | 1.379 | 5.947 | 663 | 7.989 | UKKEL | | |
| 48 | 42 | 21 | 23 | 23 | 13 | 4 | 3 | 270 | 1.123 | 129 | 1.522 | WATERMAAL-BOSVOORDE | | |
| 147 | 117 | 102 | 48 | 43 | 24 | 7 | 3 | 789 | 4.158 | 344 | 5.291 | SINT-LAMBRECHTS-WOLUWE | | |
| 127 | 93 | 77 | 39 | 43 | 13 | 11 | 3 | 737 | 3.361 | 279 | 4.377 | SINT-PIETERS-WOLUWE | | |
| 449 | 375 | 235 | 103 | 99 | 44 | 20 | 2 | 3.321 | 12.065 | 878 | 16.264 | ARR. HALLE-VILVOORDE | | |
| - | 1 | 1 | 2 | 2 | 1 | - | - | 12 | 36 | 7 | 55 | AFFLIGEM | | |
| 10 | 12 | 3 | 4 | 3 | 3 | - | - | 67 | 337 | 25 | 429 | ASSE | | |
| 14 | 17 | 9 | 7 | 6 | 3 | 1 | - | 90 | 404 | 43 | 537 | BEERSEL | | |
| - | 1 | 1 | - | - | - | - | - | - | 14 | 2 | 16 | BEVER | | |
| 21 | 19 | 18 | 7 | 4 | 5 | 1 | - | 75 | 425 | 54 | 554 | DILBEEK | | |
| 9 | 5 | 3 | 2 | 3 | - | 2 | - | 39 | 157 | 15 | 211 | DROGENBOS | | |
| - | 1 | 1 | - | - | - | - | - | 9 | 28 | 2 | 39 | GALMAARDEN | | |
| 2 | 2 | - | - | - | - | - | - | 3 | 14 | 2 | 19 | GOOIK | | |
| 25 | 21 | 21 | 8 | 4 | 5 | 2 | - | 102 | 522 | 61 | 685 | GRIMBERGEN | | |
| 6 | 14 | 9 | 2 | 6 | - | 1 | - | 145 | 363 | 32 | 540 | HALLE | | |
| - | 2 | - | 1 | - | - | - | - | 5 | 20 | 3 | 28 | HERNE | | |
| 14 | 9 | 6 | 2 | 5 | - | - | - | 134 | 461 | 22 | 617 | HOEILAART | | |
| 3 | 3 | 1 | - | - | - | - | - | 23 | 94 | 4 | 121 | KAMPENHOUT | | |
| 2 | 1 | - | - | 1 | - | - | - | 6 | 27 | 2 | 35 | KAPELLE-OP-DEN-BOS | | |
| 28 | 35 | 21 | 6 | 9 | 3 | - | - | 261 | 970 | 74 | 1.305 | KRAAINEM | | |
| 4 | - | 1 | 1 | 2 | - | - | - | 5 | 34 | 3 | 42 | LENNIK | | |
| - | 1 | - | - | 1 | - | - | - | 11 | 25 | 2 | 38 | LIEDEKERKE | | |
| 8 | 1 | 2 | - | 1 | 1 | - | - | 33 | 141 | 5 | 179 | LINKEBEEK | | |
| 3 | 1 | - | - | - | - | - | - | 27 | 63 | 1 | 91 | LONDERZEEL | | |
| 9 | 8 | 2 | 2 | 2 | 1 | - | - | 64 | 247 | 15 | 326 | MACHELEN | | |
| 4 | 7 | 2 | 2 | 2 | 3 | - | - | 48 | 187 | 16 | 251 | MEISE | | |
| 1 | - | 1 | - | - | - | 1 | - | 12 | 57 | 2 | 71 | MERCHTEM | | |
| 1 | 1 | - | - | - | - | - | - | 7 | 22 | 1 | 30 | OPWIJK | | |
| 48 | 28 | 19 | 12 | 4 | 3 | 1 | 1 | 526 | 1.694 | 68 | 2.288 | OVERIJSE | | |
| 1 | 1 | 1 | - | - | - | - | - | - | 13 | 2 | 15 | PEPINGEN | | |
| 1 | - | 2 | - | - | - | - | - | 13 | 22 | 2 | 37 | ROOSDAAL | | |
| 36 | 29 | 13 | 7 | 6 | 1 | 1 | - | 315 | 1.067 | 57 | 1.439 | SINT-GENESIUS-RODE | | |
| 33 | 18 | 11 | 5 | 9 | 2 | 1 | - | 131 | 607 | 46 | 784 | SINT-PIETERS-LEEUV | | |
| 1 | 4 | 4 | - | 2 | 1 | 1 | - | 27 | 105 | 12 | 144 | STEENOKKERZEEL | | |
| 3 | 4 | - | 1 | - | - | 1 | - | 12 | 37 | 6 | 55 | TERNAT | | |
| 83 | 67 | 40 | 19 | 6 | 3 | 4 | 1 | 426 | 1.336 | 140 | 1.902 | VILVOORDE | | |

| N.I.S. BEVOLKING OP 1-1-1994 | TABEL OO.04 B V | | | | | | | | | | BLZ. 3.- FOL. 1.- | | ALLE ADMINISTRATIEVE EENHEDEN |
|------------------------------------|---|-------------|---------------|---------------|---------------|---------------|---------------|---------------|---------------|---------------|-------------------|---------------|-------------------------------|
| | VREEMDE BEVOLKING NAAR GESLACHT, LEEFTIJDGROEPEN EN LEEFTIJDKlassen - VROUWELIJKE BEVOLKING - | | | | | | | | | | | | |
| WOONPLAATS | LEEFTIJDGROEP | | | | | | | | | | | | |
| | 0-4 JAAR | 5-9 JAAR | 10-14 JAAR | 15-19 JAAR | 20-24 JAAR | 25-29 JAAR | 30-34 JAAR | 35-39 JAAR | 40-44 JAAR | 45-49 JAAR | 50-54 JAAR | 55-59 JAAR | |
| WEMMEL | 16 | 13 | 18 | 22 | 34 | 50 | 53 | 33 | 28 | 22 | 21 | 14 | |
| WEZEMBEEK-OPPEM | 100 | 65 | 100 | 82 | 78 | 75 | 96 | 111 | 110 | 107 | 95 | 55 | |
| ZAVENTEM | 105 | 122 | 129 | 138 | 117 | 171 | 167 | 172 | 158 | 161 | 94 | 59 | |
| ZEMST | 11 | 5 | 9 | 9 | 19 | 27 | 19 | 18 | 11 | 12 | 13 | 6 | |
| ARR. LEUVEN | 534 | 534 | 489 | 565 | 942 | 857 | 874 | 674 | 577 | 547 | 385 | 235 | |
| AARSCHOT | 16 | 8 | 2 | 2 | 11 | 28 | 22 | 11 | 4 | 6 | 2 | 3 | |
| BEGIJNENDIJK | 1 | - | 1 | 1 | 1 | 2 | 4 | 2 | 1 | 2 | 1 | - | |
| BEKKEVOORT | 2 | - | 2 | - | 3 | 3 | 5 | 5 | 1 | 1 | - | - | |
| BERTEM | 13 | 25 | 21 | 20 | 12 | 14 | 27 | 29 | 35 | 26 | 13 | 6 | |
| BIERBEEK | - | 3 | 1 | 2 | 1 | 5 | 6 | 2 | 2 | 2 | 1 | - | |
| BOORTMEERBEEK | 3 | 6 | 6 | 10 | 14 | 16 | 8 | 6 | 10 | 9 | 7 | 4 | |
| BOUTERSEM | - | 1 | 4 | 1 | 4 | 6 | 5 | 2 | 4 | 2 | 1 | 1 | |
| DIEST | 36 | 52 | 53 | 48 | 43 | 46 | 54 | 40 | 23 | 12 | 13 | 8 | |
| GEETBETS | 2 | 2 | - | 1 | 2 | 1 | 2 | - | 1 | - | 1 | - | |
| GLABBEEK | - | - | - | - | - | 1 | - | - | - | 1 | - | - | |
| HAACHT | 1 | 7 | 4 | 3 | 1 | 10 | 11 | 6 | 4 | 3 | 3 | 2 | |
| HERENT | 6 | 5 | 10 | 7 | 12 | 23 | 17 | 10 | 8 | 14 | 6 | 5 | |
| HOEGAARDEN | 5 | 1 | 2 | 3 | 4 | 4 | 3 | 1 | 2 | 1 | 1 | 1 | |
| HOLSBEEK | - | 3 | 2 | 5 | 5 | 4 | 3 | 3 | 3 | 3 | 2 | 1 | |
| HULDENBERG | 24 | 17 | 13 | 12 | 8 | 15 | 23 | 31 | 16 | 25 | 8 | 13 | |
| KEERBERGEN | 12 | 22 | 18 | 35 | 26 | 18 | 23 | 30 | 30 | 39 | 23 | 17 | |
| KORTENAKEN | - | 2 | - | - | 3 | - | 2 | - | 1 | 2 | - | 1 | |
| KORTENBERG | 38 | 30 | 27 | 24 | 50 | 40 | 62 | 44 | 52 | 46 | 33 | 14 | |
| LANDEN | 1 | - | 5 | 6 | 6 | 8 | 5 | 2 | 4 | 1 | 6 | 2 | |
| LEUVEN | 195 | 136 | 101 | 163 | 507 | 408 | 358 | 190 | 107 | 74 | 56 | 33 | |
| LINTER | - | 1 | 2 | 1 | 3 | 3 | - | 1 | 2 | 2 | - | - | |
| LUBBEEK | 3 | 5 | 5 | 4 | 5 | 5 | 7 | 5 | 5 | 3 | 4 | 2 | |
| ODU-HEVERLEE | 9 | 10 | 5 | 6 | 7 | 10 | 14 | 14 | 9 | 8 | 6 | 1 | |
| ROTSelaar | 7 | 5 | 5 | 1 | 11 | 14 | 14 | 6 | 6 | 2 | 6 | - | |
| SCHERPENHEUVEL-ZICHEM | 3 | 1 | 4 | 5 | 3 | 11 | 6 | 11 | 4 | 3 | 2 | 2 | |
| TERVUREN | 131 | 158 | 174 | 183 | 168 | 122 | 140 | 178 | 220 | 245 | 171 | 105 | |
| TIELT-WINGE | 4 | 1 | 3 | - | 3 | 5 | 8 | 4 | 3 | - | - | - | |
| TIENEN | 17 | 24 | 13 | 14 | 18 | 21 | 23 | 25 | 11 | 7 | 10 | 8 | |
| TREMELO | 5 | 9 | 5 | 8 | 10 | 13 | 17 | 15 | 8 | 8 | 8 | 6 | |
| ZOUTLEEuw | - | - | 1 | - | 1 | 1 | 5 | 1 | 1 | - | 1 | - | |
| ARR. NIJVEL | 793 | 886 | 1.014 | 1.041 | 1.176 | 1.311 | 1.447 | 1.296 | 1.193 | 1.057 | 712 | 526 | |
| BEVEKOM | 4 | 10 | 5 | 9 | 10 | 10 | 11 | 13 | 6 | 5 | 5 | 4 | |
| EIGENBRAKEL | 43 | 53 | 67 | 86 | 90 | 110 | 107 | 110 | 94 | 86 | 74 | 47 | |
| KASTEELBRAKEL | 9 | 7 | 13 | 8 | 18 | 20 | 30 | 15 | 18 | 13 | 11 | 8 | |
| CHASTRE | 21 | 17 | 15 | 23 | 25 | 16 | 14 | 23 | 11 | 9 | 3 | 3 | |
| CHAUMONT-GISTOUX | 12 | 9 | 17 | 18 | 22 | 16 | 23 | 24 | 22 | 21 | 16 | 16 | |
| COURT-SAINT-ETIENNE | 18 | 18 | 16 | 16 | 29 | 48 | 25 | 23 | 20 | 16 | 18 | 10 | |
| GENEPIEN | 22 | 25 | 25 | 24 | 34 | 34 | 43 | 37 | 36 | 31 | 19 | 11 | |
| GRAVEN | 12 | 20 | 20 | 21 | 19 | 23 | 40 | 34 | 29 | 22 | 17 | 17 | |
| HELECINE | 1 | 2 | 2 | - | 3 | 1 | 5 | 2 | 1 | - | 1 | 1 | |
| INCOURT | 3 | - | 4 | 5 | 3 | 5 | 5 | 6 | 7 | 8 | 1 | 4 | |
| ITTER | 3 | 3 | 6 | 10 | 8 | 14 | 15 | 9 | 11 | 11 | 4 | 4 | |
| GELDENAKEN | 13 | 8 | 10 | 12 | 11 | 21 | 18 | 12 | 16 | 12 | 9 | 4 | |
| TERHULPEN | 21 | 38 | 34 | 25 | 30 | 41 | 50 | 30 | 36 | 53 | 15 | 18 | |
| LASNE | 60 | 64 | 80 | 59 | 64 | 50 | 77 | 83 | 96 | 94 | 65 | 28 | |
| MONT-SAINT-GUIBERT | 4 | 8 | 1 | 3 | 13 | 12 | 13 | 8 | 5 | 5 | 4 | 3 | |
| NIJVEL | 35 | 43 | 52 | 44 | 69 | 70 | 79 | 62 | 57 | 47 | 20 | 30 | |
| ORP-JAUCHE | 2 | 3 | 3 | 7 | 3 | 7 | 7 | 6 | 5 | 2 | 1 | 1 | |
| OTTIGNIES-LOUVAIN-LA-NVE | 137 | 143 | 118 | 96 | 180 | 253 | 279 | 167 | 97 | 56 | 37 | 27 | |
| PERWIJS | 1 | 3 | 5 | - | 5 | 7 | 8 | 6 | 4 | 4 | 4 | - | |
| RAMILLIES | 2 | - | 5 | - | 2 | 4 | 8 | 6 | 4 | 2 | 2 | - | |
| REBECQ | 15 | 15 | 17 | 27 | 34 | 41 | 33 | 26 | 33 | 25 | 23 | 19 | |
| RIXENSART | 51 | 45 | 62 | 53 | 51 | 67 | 79 | 91 | 84 | 88 | 54 | 40 | |
| TUBEKE | 72 | 89 | 118 | 156 | 158 | 160 | 163 | 136 | 129 | 120 | 99 | 84 | |
| VILLERS-LA-VILLE | 9 | 8 | 15 | 13 | 6 | 21 | 15 | 17 | 15 | 12 | 8 | 5 | |
| WALHAIN | 1 | 1 | 5 | 5 | 4 | 8 | 3 | 3 | 4 | 4 | 5 | 3 | |
| WATERLOO | 141 | 189 | 239 | 257 | 197 | 147 | 185 | 268 | 261 | 239 | 145 | 100 | |
| WAVER | 81 | 65 | 60 | 64 | 88 | 105 | 112 | 79 | 92 | 72 | 52 | 39 | |

| N.I.S. BEVOLKING OP 1-1-1994 | | TABEL 00.04 B V VREEMDE BEVOLKING NAAR GESLACHT, LEEFTIJDGROEPEN EN LEEFTIJDKlassen - VROUWELIJKE BEVOLKING - | | | | | | | | | BLZ. 3.- FOL. 2.- | | ALLE ADMINISTRATIEVE EENHEDEN | |
|------------------------------------|---------------|--|---------------|---------------|---------------|---------------|--------------------|----------------|---------------|--------------------|-------------------|--------------------------|-------------------------------|--|
| LEEFTIJDGROEP | | | | | | | | LEEFTIJDKlasse | | | ALGEMEEN | WOONPLAATS | | |
| 60-64 JAAR | 65-69 JAAR | 70-74 JAAR | 75-79 JAAR | 80-84 JAAR | 85-89 JAAR | 90-94 JAAR | 95 JAAR EN MEER | 0-14 JAAR | 15-64 JAAR | 65 JAAR EN MEER | TOTAAL | | | |
| 15 | 13 | 14 | 4 | 4 | 3 | 1 | - | 47 | 292 | 39 | 378 | WEMMEL | | |
| 20 | 19 | 13 | 5 | 5 | 4 | 2 | - | 265 | 829 | 48 | 1.142 | WEZEMBEEK-OPPEM | | |
| 39 | 25 | 15 | 3 | 9 | 2 | - | - | 356 | 1.276 | 54 | 1.686 | ZAVENTEM | | |
| 5 | 5 | 2 | 1 | 3 | - | - | - | 25 | 139 | 11 | 175 | ZEMST | | |
| 149 | 108 | 80 | 49 | 49 | 18 | 7 | 4 | 1.557 | 5.805 | 315 | 7.677 | ARR. LEUVEN | | |
| 3 | 5 | 3 | 2 | - | - | - | - | 26 | 92 | 10 | 128 | AARSCHOT | | |
| - | 2 | - | 1 | - | - | - | - | 2 | 14 | 3 | 19 | BEGIJNENDIJK | | |
| 1 | - | - | - | - | - | - | - | 4 | 19 | - | 23 | BEKKEVOORT | | |
| 3 | 1 | 2 | - | 1 | - | - | - | 59 | 185 | 4 | 248 | BERTEM | | |
| 2 | - | - | 4 | - | - | - | - | 4 | 23 | 4 | 31 | BIERBEEK | | |
| 1 | 2 | 3 | - | - | - | - | - | 15 | 85 | 5 | 105 | BOORTMEERBEEK | | |
| 1 | 1 | - | - | - | - | - | - | 5 | 27 | 1 | 33 | BOUTERSEM | | |
| 6 | - | 4 | 2 | 1 | - | - | - | 141 | 293 | 7 | 441 | DIEST | | |
| - | - | 1 | - | - | - | - | - | 4 | 8 | 1 | 13 | GEETBETS | | |
| - | - | - | - | 1 | - | - | - | - | 2 | 1 | 3 | GLABBEEK | | |
| 4 | 1 | 1 | 1 | - | - | - | 1 | 12 | 47 | 4 | 63 | HAACHT | | |
| 2 | 3 | 2 | 2 | 1 | - | 1 | - | 21 | 104 | 9 | 134 | HERENT | | |
| 1 | - | - | 1 | - | - | - | - | 8 | 21 | 1 | 30 | HOEGAARDEN | | |
| - | - | - | - | - | - | - | - | 5 | 29 | - | 34 | HOLSBEK | | |
| 4 | 1 | 3 | - | 1 | - | 1 | - | 54 | 155 | 6 | 215 | HULDENBERG | | |
| 14 | 6 | 4 | 3 | 1 | 2 | - | - | 52 | 255 | 16 | 323 | KEERBERGEN | | |
| - | - | 1 | - | - | 1 | - | - | 2 | 9 | 2 | 13 | KORTENAKEN | | |
| 8 | 3 | 4 | 3 | 1 | 1 | - | 1 | 95 | 373 | 13 | 481 | KORTENBERG | | |
| - | 2 | 1 | - | - | 1 | - | - | 6 | 40 | 4 | 50 | LANDEN | | |
| 28 | 26 | 17 | 13 | 23 | 5 | 5 | 2 | 432 | 1.924 | 91 | 2.447 | LEUVEN | | |
| - | - | - | - | - | - | - | - | 3 | 12 | - | 15 | LINTER | | |
| - | 3 | 1 | - | - | - | - | - | 13 | 40 | 4 | 57 | LUBBEK | | |
| 1 | 1 | 1 | 2 | - | - | - | - | 24 | 76 | 4 | 104 | OUD-HEVERLEE | | |
| 2 | - | 3 | 1 | 1 | - | - | - | 17 | 62 | 5 | 84 | ROTELAAR | | |
| 1 | 1 | 2 | 2 | 2 | 1 | - | - | 8 | 48 | 8 | 64 | SCHERPENHEUVEL-ZICHEM | | |
| 59 | 39 | 19 | 8 | 10 | 4 | - | - | 463 | 1.591 | 80 | 2.134 | TERVUREN | | |
| - | - | - | - | - | 1 | - | - | 8 | 23 | 1 | 32 | TIELT-WINGE | | |
| 4 | 9 | 2 | 3 | 3 | 1 | - | - | 54 | 141 | 18 | 213 | TIENEN | | |
| 4 | 1 | 5 | 1 | 1 | 1 | - | - | 19 | 97 | 9 | 125 | TREMELO | | |
| - | 1 | 1 | - | 2 | - | - | - | 1 | 10 | 4 | 15 | ZOUTLEEUV | | |
| 399 | 322 | 261 | 145 | 117 | 71 | 30 | 7 | 2.693 | 10.158 | 953 | 13.804 | ARR. NIJVEL | | |
| 1 | - | 1 | 2 | 1 | 1 | 1 | - | 19 | 74 | 6 | 99 | BEVEKOM | | |
| 35 | 21 | 18 | 11 | 15 | 1 | - | 1 | 163 | 839 | 67 | 1.069 | EIGENBRAKEL | | |
| 11 | 10 | 6 | 7 | 1 | - | - | 1 | 29 | 152 | 25 | 206 | KASTEELBRAKEL | | |
| 4 | 3 | 1 | - | - | - | - | - | 53 | 131 | 4 | 188 | CHASTRE | | |
| 9 | 6 | 5 | 3 | 1 | 4 | - | - | 38 | 187 | 19 | 244 | CHAUMONT-GISTOUX | | |
| 14 | 11 | 5 | - | - | 1 | 1 | - | 52 | 219 | 18 | 289 | COURT-SAINT-ETIENNE | | |
| 14 | 16 | 8 | 4 | 1 | 4 | 1 | - | 72 | 283 | 34 | 389 | GENEPIEN | | |
| 4 | 7 | 7 | 5 | 6 | - | - | - | 52 | 226 | 25 | 303 | GRAVEN | | |
| - | 1 | - | - | - | 1 | - | - | 5 | 14 | 2 | 21 | HELECINE | | |
| 1 | 2 | 1 | 4 | 1 | - | - | - | 7 | 45 | 8 | 60 | INCOURT | | |
| 2 | 3 | 5 | - | 1 | - | 1 | - | 12 | 88 | 10 | 110 | ITTER | | |
| 2 | 7 | 6 | 3 | 2 | 3 | 4 | - | 31 | 117 | 25 | 173 | GELDENAKEN | | |
| 10 | 4 | 3 | 6 | 2 | 4 | 2 | 1 | 93 | 308 | 22 | 423 | TERHULPEN | | |
| 17 | 17 | 8 | 7 | 6 | 3 | 2 | - | 204 | 633 | 43 | 880 | LASNE | | |
| 3 | 2 | 1 | 2 | - | 1 | - | - | 13 | 69 | 6 | 88 | MONT-SAINT-GUIBERT | | |
| 22 | 21 | 22 | 9 | 6 | 3 | 1 | - | 130 | 500 | 62 | 692 | NIJVEL | | |
| 2 | 2 | 1 | 1 | 2 | 1 | - | - | 8 | 41 | 7 | 56 | ORP-JAUCHE | | |
| 27 | 18 | 11 | 15 | 7 | 3 | 5 | - | 398 | 1.219 | 59 | 1.676 | OTTIGNIES-LOUVAIN-LA-NVE | | |
| 1 | 2 | 2 | 2 | - | - | - | - | 9 | 39 | 6 | 54 | PERWIJS | | |
| 2 | 3 | 1 | - | 1 | - | - | - | 7 | 30 | 5 | 42 | RAMILLIES | | |
| 28 | 18 | 29 | 10 | 14 | 6 | 1 | - | 47 | 289 | 78 | 414 | REBECQ | | |
| 24 | 22 | 16 | 6 | 7 | 6 | 3 | 2 | 158 | 631 | 62 | 851 | RIXENSART | | |
| 72 | 57 | 43 | 21 | 12 | 13 | 1 | - | 279 | 1.277 | 147 | 1.703 | TUBEKE | | |
| 5 | 2 | 8 | 1 | 2 | 1 | - | - | 32 | 117 | 14 | 163 | VILLERS-LA-VILLE | | |
| 2 | 2 | - | 3 | - | 1 | - | - | 7 | 41 | 6 | 54 | WALHAIN | | |
| 59 | 40 | 29 | 12 | 20 | 9 | 7 | 1 | 569 | 1.858 | 118 | 2.545 | WATERLOO | | |
| 28 | 25 | 24 | 11 | 9 | 5 | - | 1 | 206 | 731 | 75 | 1.012 | WAVER | | |

| WOONPLAATS | LEEFTIJDSGROEP | | | | | | | | | | | |
|-------------------------|----------------|--------------|---------------|---------------|---------------|---------------|---------------|---------------|---------------|---------------|---------------|---------------|
| | 0-4 JAAR | 5-9 JAAR | 10-14 JAAR | 15-19 JAAR | 20-24 JAAR | 25-29 JAAR | 30-34 JAAR | 35-39 JAAR | 40-44 JAAR | 45-49 JAAR | 50-54 JAAR | 55-59 JAAR |
| HENEGOUWEN | 2.825 | 3.440 | 4.163 | 5.246 | 7.064 | 7.628 | 7.461 | 7.004 | 6.126 | 5.067 | 4.050 | 4.098 |
| ARR. AAT | 60 | 74 | 107 | 119 | 149 | 169 | 166 | 148 | 143 | 107 | 63 | 72 |
| AAT | 3 | 7 | 8 | 15 | 31 | 23 | 28 | 22 | 28 | 13 | 4 | 8 |
| BELOEIL | 9 | 6 | 12 | 10 | 15 | 40 | 20 | 20 | 31 | 16 | 8 | 10 |
| BERNISSART | 25 | 47 | 67 | 64 | 74 | 68 | 76 | 76 | 65 | 57 | 33 | 34 |
| BRUGELETTE | 11 | 4 | 5 | 8 | 7 | 6 | 8 | 10 | 5 | 4 | 3 | 6 |
| CHIEVRES | 5 | 5 | 7 | 7 | 9 | 9 | 7 | 5 | 4 | 7 | 5 | 4 |
| ELZELE | 2 | 2 | 1 | 3 | 5 | 7 | 5 | 5 | 2 | 2 | 4 | 2 |
| VLOESBERG | 1 | - | 1 | 1 | 2 | 5 | 4 | 2 | 1 | 1 | - | 2 |
| FRASNES-LEZ-ANVAING | 4 | 3 | 6 | 11 | 6 | 11 | 18 | 8 | 7 | 7 | 6 | 6 |
| ARR. CHARLEROI | 1.140 | 1.429 | 1.805 | 2.340 | 2.869 | 3.065 | 2.991 | 2.803 | 2.405 | 1.941 | 1.614 | 1.818 |
| AISEAU-PRESLES | 43 | 64 | 86 | 89 | 76 | 102 | 126 | 95 | 78 | 62 | 46 | 64 |
| CHAPELLE-LEZ-HERLAIMONT | 24 | 40 | 45 | 97 | 140 | 143 | 144 | 162 | 156 | 132 | 80 | 114 |
| CHARLEROI | 628 | 760 | 896 | 1.203 | 1.580 | 1.608 | 1.480 | 1.350 | 1.126 | 944 | 792 | 921 |
| CHATELET | 95 | 115 | 198 | 217 | 251 | 286 | 299 | 280 | 262 | 199 | 175 | 197 |
| COURCELLES | 45 | 61 | 107 | 142 | 132 | 186 | 188 | 171 | 145 | 134 | 99 | 102 |
| FARCIENNES | 107 | 136 | 135 | 147 | 127 | 150 | 156 | 139 | 103 | 73 | 82 | 59 |
| FLEURUS | 32 | 60 | 93 | 115 | 181 | 150 | 173 | 150 | 130 | 105 | 98 | 115 |
| FONTAINE-L'EVEQUE | 51 | 56 | 78 | 109 | 138 | 129 | 133 | 154 | 130 | 102 | 92 | 85 |
| GERPINNES | 2 | 6 | 5 | 15 | 16 | 17 | 25 | 20 | 20 | 15 | 17 | 14 |
| LES BONS VILLERS | 10 | 6 | 13 | 22 | 15 | 25 | 11 | 13 | 17 | 17 | 9 | 10 |
| MANAGE | 63 | 81 | 91 | 121 | 143 | 172 | 159 | 169 | 159 | 93 | 73 | 89 |
| MONTIGNIES-LE-TILLEUL | 5 | 6 | 6 | 7 | 22 | 30 | 21 | 27 | 21 | 23 | 15 | 25 |
| PONT-A-CELLES | 8 | 10 | 11 | 17 | 18 | 27 | 25 | 31 | 26 | 17 | 17 | 9 |
| SENEFFE | 27 | 28 | 41 | 39 | 30 | 40 | 51 | 42 | 32 | 25 | 19 | 14 |
| ARR. BERGEN | 773 | 889 | 960 | 1.129 | 1.591 | 1.774 | 1.849 | 1.791 | 1.356 | 1.148 | 932 | 837 |
| BOUSSU | 52 | 60 | 56 | 98 | 109 | 166 | 194 | 169 | 125 | 89 | 75 | 87 |
| COLFONTAINE | 43 | 63 | 69 | 128 | 133 | 151 | 166 | 172 | 130 | 104 | 75 | 87 |
| DOUR | 16 | 17 | 26 | 37 | 72 | 52 | 52 | 73 | 54 | 41 | 28 | 30 |
| FRAMERIES | 32 | 48 | 41 | 80 | 83 | 105 | 122 | 125 | 86 | 82 | 48 | 75 |
| HENSIES | 30 | 33 | 31 | 42 | 64 | 57 | 51 | 49 | 38 | 27 | 39 | 30 |
| HONNELLES | 3 | 3 | 4 | 6 | 11 | 11 | 15 | 9 | 11 | 11 | 9 | 9 |
| JURBEKE | 41 | 36 | 50 | 49 | 33 | 49 | 53 | 49 | 56 | 48 | 51 | 7 |
| LENS | 8 | 7 | 11 | 7 | 7 | 14 | 11 | 10 | 7 | 8 | 3 | 9 |
| BERGEN | 430 | 474 | 462 | 454 | 790 | 794 | 802 | 775 | 554 | 479 | 375 | 287 |
| QUAREGNON | 68 | 84 | 122 | 135 | 153 | 196 | 212 | 175 | 142 | 119 | 113 | 110 |
| QUEVY | 6 | 2 | 5 | 7 | 10 | 20 | 9 | 9 | 8 | 11 | 9 | 12 |
| QUIEVRAIN | 13 | 20 | 29 | 33 | 50 | 59 | 47 | 36 | 44 | 51 | 34 | 35 |
| SAINT-GHISLAIN | 31 | 42 | 54 | 53 | 76 | 100 | 115 | 140 | 101 | 78 | 73 | 59 |
| ARR. MOESKROEN | 217 | 224 | 276 | 280 | 462 | 423 | 323 | 353 | 419 | 364 | 217 | 239 |
| KOMEN-WAASTEN | 65 | 61 | 63 | 56 | 133 | 140 | 115 | 99 | 137 | 126 | 69 | 97 |
| MOESKROEN | 152 | 163 | 213 | 224 | 329 | 283 | 208 | 254 | 282 | 238 | 148 | 142 |
| ARR. ZINNIK | 352 | 443 | 595 | 703 | 998 | 1.098 | 1.191 | 1.038 | 923 | 739 | 621 | 559 |
| 'S GRAVENBRAKEL | 22 | 32 | 37 | 40 | 44 | 61 | 59 | 54 | 55 | 36 | 32 | 21 |
| ECAUSSINNES | 4 | 6 | 9 | 8 | 14 | 20 | 21 | 17 | 13 | 11 | 11 | 8 |
| EDINGEN | 2 | 8 | 9 | 12 | 18 | 17 | 18 | 21 | 17 | 13 | 6 | 7 |
| LA LOUVIERE | 237 | 303 | 454 | 543 | 778 | 849 | 891 | 804 | 691 | 544 | 483 | 473 |
| LE ROEULX | 7 | 8 | 11 | 12 | 22 | 22 | 36 | 28 | 29 | 23 | 21 | 12 |
| LESSEN | 16 | 14 | 10 | 12 | 19 | 27 | 37 | 18 | 16 | 15 | 4 | 6 |
| OPZULLIK | 8 | 7 | 3 | 7 | 7 | 8 | 13 | 7 | 11 | 7 | 5 | 1 |
| ZINNIK | 56 | 65 | 62 | 69 | 96 | 94 | 116 | 89 | 91 | 90 | 59 | 31 |
| ARR. THUIN | 125 | 168 | 211 | 396 | 564 | 599 | 557 | 575 | 495 | 447 | 396 | 384 |
| ANDERLUES | 24 | 24 | 30 | 40 | 64 | 51 | 58 | 59 | 64 | 54 | 44 | 40 |
| BEAUMONT | 3 | 3 | 2 | 8 | 11 | 4 | 7 | 5 | 6 | 2 | 5 | 1 |
| BINCHE | 33 | 54 | 63 | 128 | 197 | 199 | 182 | 203 | 164 | 155 | 122 | 142 |
| CHIMAY | 7 | 5 | 5 | 16 | 15 | 18 | 10 | 10 | 15 | 20 | 21 | 5 |
| ERQUELINNES | 8 | 11 | 21 | 32 | 40 | 35 | 37 | 36 | 28 | 43 | 32 | 35 |
| ESTINNES | 2 | 3 | 7 | 10 | 13 | 20 | 13 | 7 | 18 | 14 | 10 | 9 |
| FROIDCHAPELLE | 1 | - | - | 2 | 1 | 3 | 2 | 4 | 3 | 1 | 2 | 1 |
| HAM-SUR-HEURE-NALINNES | 2 | 4 | 2 | 10 | 13 | 11 | 17 | 23 | 14 | 10 | 12 | 7 |
| LOBBES | - | - | 2 | 2 | 2 | 12 | 5 | 10 | 9 | 4 | 3 | 2 |
| MERBES-LE-CHATEAU | 1 | 2 | 4 | 3 | 11 | 9 | 10 | 6 | 11 | 2 | - | 5 |

| N.I.S. | | TABEL 00.04 B V | | | | | | | BLZ. 4.- FDL. 2.- | | | ALLE ADMINISTRATIEVE EENHEDEN | | |
|-----------------------|------------|---|------------|------------|------------|------------|-----------------|----------------|-------------------|-----------------|----------|-------------------------------|---------------------------|--|
| BEVOLKING OP 1-1-1994 | | VREEMDE BEVOLKING NAAR GESLACHT, LEEFTIJDGROEPEN EN LEEFTIJDKlassen | | | | | | | | | | | - VROUWELIJKE BEVOLKING - | |
| LEEFTIJDGROEP | | | | | | | | LEEFTIJDKlasse | | | ALGEMEEN | WOONPLAATS | | |
| 60-64 JAAR | 65-69 JAAR | 70-74 JAAR | 75-79 JAAR | 80-84 JAAR | 85-89 JAAR | 90-94 JAAR | 95 JAAR EN MEER | 0-14 JAAR | 15-64 JAAR | 65 JAAR EN MEER | TOTAAL | | | |
| 4.308 | 4.206 | 3.161 | 1.408 | 1.312 | 641 | 222 | 42 | 10.428 | 58.052 | 10.992 | 79.472 | HENEGOUWEN | | |
| 86 | 80 | 61 | 29 | 26 | 11 | 9 | 1 | 241 | 1.222 | 217 | 1.680 | ARR. AAT | | |
| 7 | 7 | 11 | 4 | 11 | 4 | 2 | - | 18 | 179 | 39 | 236 | AAT | | |
| 11 | 8 | 6 | 1 | 6 | 3 | 1 | - | 27 | 181 | 25 | 233 | BELOEIL | | |
| 56 | 43 | 35 | 21 | 6 | 2 | 5 | - | 139 | 603 | 112 | 854 | BERNISSART | | |
| 2 | 2 | 3 | - | - | - | - | - | 20 | 59 | 5 | 84 | BRUGELETTE | | |
| 1 | 6 | 1 | 1 | 2 | 2 | - | - | 17 | 58 | 12 | 87 | CHIEVRES | | |
| 1 | 4 | 3 | 1 | - | - | 1 | - | 5 | 36 | 9 | 50 | ELZELE | | |
| 1 | 1 | - | - | - | - | - | - | 2 | 19 | 1 | 22 | VLOESBERG | | |
| 7 | 9 | 2 | 1 | 1 | - | - | 1 | 13 | 87 | 14 | 114 | FRASNES-LEZ-ANVAING | | |
| 1.832 | 1.774 | 1.292 | 546 | 454 | 221 | 77 | 17 | 4.374 | 23.678 | 4.381 | 32.433 | ARR. CHARLEROI | | |
| 77 | 77 | 44 | 18 | 11 | 7 | 1 | - | 193 | 815 | 158 | 1.166 | AISEAU-PRESLES | | |
| 101 | 122 | 53 | 29 | 23 | 17 | 3 | - | 109 | 1.269 | 247 | 1.625 | CHAPELLE-LEZ-HERLAIMONT | | |
| 913 | 851 | 623 | 263 | 225 | 115 | 43 | 9 | 2.284 | 11.917 | 2.129 | 16.330 | CHARLEROI | | |
| 224 | 195 | 178 | 64 | 49 | 32 | 10 | 3 | 408 | 2.390 | 531 | 3.329 | CHATELET | | |
| 118 | 127 | 104 | 33 | 29 | 6 | 5 | - | 213 | 1.417 | 304 | 1.934 | COURCELLES | | |
| 69 | 47 | 49 | 20 | 14 | 6 | 2 | - | 378 | 1.105 | 138 | 1.621 | FARCIENNES | | |
| 86 | 91 | 66 | 31 | 23 | 5 | 3 | - | 185 | 1.303 | 219 | 1.707 | FLEURUS | | |
| 100 | 121 | 70 | 37 | 34 | 18 | 3 | 2 | 185 | 1.172 | 285 | 1.642 | FONTAINE-L'EVEQUE | | |
| 13 | 14 | 16 | 9 | 4 | 3 | 3 | 1 | 13 | 172 | 50 | 235 | GERPINNES | | |
| 7 | 8 | 4 | 2 | 5 | 1 | 1 | - | 29 | 146 | 21 | 196 | LES BONS VILLERS | | |
| 90 | 77 | 52 | 18 | 16 | 8 | - | 2 | 235 | 1.268 | 173 | 1.676 | MANAGE | | |
| 13 | 17 | 21 | 12 | 12 | 2 | 2 | - | 17 | 204 | 66 | 287 | MONTIGNIES-LE-TILLEUL | | |
| 11 | 18 | 9 | 5 | 5 | 1 | - | - | 29 | 198 | 38 | 265 | PONT-A-CELLES | | |
| 10 | 9 | 3 | 5 | 4 | - | 1 | - | 96 | 302 | 22 | 420 | SENEFFE | | |
| 897 | 913 | 627 | 294 | 225 | 101 | 31 | 5 | 2.622 | 13.304 | 2.196 | 18.122 | ARR. BERGEN | | |
| 106 | 127 | 87 | 32 | 31 | 10 | 3 | - | 168 | 1.218 | 290 | 1.676 | BOUSSU | | |
| 84 | 104 | 66 | 38 | 24 | 6 | 1 | - | 175 | 1.230 | 239 | 1.644 | COLFONTAINE | | |
| 48 | 47 | 31 | 24 | 14 | 12 | 3 | 1 | 59 | 487 | 132 | 678 | DOUR | | |
| 71 | 74 | 55 | 26 | 11 | 4 | 3 | 1 | 121 | 877 | 174 | 1.172 | FRAMERIES | | |
| 33 | 30 | 19 | 4 | 7 | 4 | - | - | 94 | 430 | 64 | 588 | HENSIES | | |
| 10 | 10 | 13 | 7 | 4 | 3 | - | - | 10 | 102 | 37 | 149 | HONNELLES | | |
| 12 | 5 | - | 1 | 2 | - | 1 | - | 127 | 407 | 9 | 543 | JURBEKE | | |
| 3 | 4 | - | 2 | 1 | - | - | - | 26 | 79 | 7 | 112 | LENS | | |
| 287 | 281 | 199 | 86 | 65 | 25 | 14 | 3 | 1.366 | 5.597 | 673 | 7.636 | BERGEN | | |
| 128 | 101 | 51 | 30 | 25 | 6 | 2 | - | 274 | 1.483 | 215 | 1.972 | QUAREGNON | | |
| 10 | 16 | 11 | 2 | 2 | 4 | - | - | 13 | 105 | 35 | 153 | QUEVY | | |
| 24 | 29 | 25 | 14 | 17 | 7 | 2 | - | 62 | 413 | 94 | 569 | QUIEVRAIN | | |
| 81 | 85 | 70 | 28 | 22 | 20 | 2 | - | 127 | 876 | 227 | 1.230 | SAINT-GHISLAIN | | |
| 295 | 251 | 241 | 138 | 129 | 67 | 25 | 4 | 717 | 3.375 | 855 | 4.947 | ARR. MOESKROEN | | |
| 83 | 61 | 63 | 42 | 35 | 22 | 5 | 1 | 189 | 1.055 | 229 | 1.473 | KOMEN-WAASTEN | | |
| 212 | 190 | 178 | 96 | 94 | 45 | 20 | 3 | 528 | 2.320 | 626 | 3.474 | MOESKROEN | | |
| 552 | 507 | 388 | 160 | 144 | 67 | 17 | 2 | 1.390 | 8.422 | 1.285 | 11.097 | ARR. ZINNIK | | |
| 29 | 10 | 14 | 7 | 6 | 4 | - | 1 | 91 | 431 | 42 | 564 | 'S GRAVENBRAKEL | | |
| 1 | 4 | 6 | 2 | 3 | - | - | - | 19 | 124 | 15 | 158 | ECAUSSINNES | | |
| 6 | 7 | 5 | 1 | 4 | 2 | - | - | 19 | 135 | 19 | 173 | EDINGEN | | |
| 466 | 430 | 317 | 132 | 108 | 50 | 14 | - | 994 | 6.522 | 1.051 | 8.567 | LA LOUVIERE | | |
| 14 | 19 | 18 | 6 | 5 | 3 | - | 1 | 26 | 219 | 52 | 297 | LE ROEULX | | |
| 9 | 11 | 13 | 3 | 5 | 4 | - | - | 40 | 163 | 36 | 239 | LESSEN | | |
| 3 | 4 | 2 | 1 | 3 | - | - | - | 18 | 69 | 10 | 97 | OPZULLIK | | |
| 24 | 22 | 13 | 8 | 10 | 4 | 3 | - | 183 | 759 | 60 | 1.002 | ZINNIK | | |
| 405 | 426 | 323 | 155 | 163 | 81 | 20 | 6 | 504 | 4.818 | 1.174 | 6.496 | ARR. THUIN | | |
| 42 | 42 | 41 | 12 | 18 | 7 | 2 | - | 78 | 516 | 122 | 716 | ANDERLUES | | |
| 6 | 3 | 4 | 2 | 7 | 2 | - | - | 8 | 55 | 18 | 81 | BEAUMONT | | |
| 175 | 141 | 122 | 53 | 57 | 29 | 9 | 1 | 150 | 1.667 | 412 | 2.229 | BINCHE | | |
| 6 | 21 | 8 | 4 | 6 | 4 | 1 | - | 17 | 136 | 44 | 197 | CHIMAY | | |
| 22 | 50 | 23 | 12 | 14 | 6 | 2 | 1 | 40 | 340 | 108 | 488 | ERQUELINNES | | |
| 9 | 6 | 8 | 2 | 5 | 3 | - | 2 | 12 | 123 | 26 | 161 | ESTINNES | | |
| 1 | 2 | 3 | - | - | 1 | 1 | - | 1 | 20 | 7 | 28 | FROIDCHAPELLE | | |
| 8 | 9 | 7 | 11 | 8 | 3 | 2 | 2 | 8 | 125 | 42 | 175 | HAM-SUR-HEURE-NALINNES | | |
| 5 | 6 | 6 | 2 | - | 2 | - | - | 2 | 54 | 16 | 72 | LOBBES | | |
| 5 | 7 | 2 | 3 | - | 1 | - | - | 7 | 62 | 13 | 82 | MERBES-LE-CHATEAU | | |

| N.I.S. BEVOLKING OP 1-1-1994 | TABEL OO.04 B V | | | | | | | | | | | BLZ. 5.- FOL. 1.- | |
|------------------------------------|---|-------------|---------------|---------------|---------------|---------------|---------------|---------------|---------------|---------------|---------------|-------------------------------|--|
| | VREEMDE BEVOLKING NAAR GESLACHT, LEEFTIJDGROEPEN EN LEEFTIJDKlassen - VROUWELIJKE BEVOLKING - | | | | | | | | | | | ALLE ADMINISTRATIEVE EENHEDEN | |
| WOONPLAATS | LEEFTIJDGROEP | | | | | | | | | | | | |
| | 0-4 JAAR | 5-9 JAAR | 10-14 JAAR | 15-19 JAAR | 20-24 JAAR | 25-29 JAAR | 30-34 JAAR | 35-39 JAAR | 40-44 JAAR | 45-49 JAAR | 50-54 JAAR | 55-59 JAAR | |
| MOMIGNIES | 6 | 5 | 3 | 12 | 12 | 27 | 15 | 14 | 7 | 21 | 10 | 9 | |
| MORLANWELZ | 34 | 55 | 66 | 120 | 161 | 186 | 162 | 160 | 133 | 105 | 118 | 116 | |
| SIVRY-RANCE | 3 | 1 | 1 | 2 | 5 | 7 | 5 | 5 | 2 | 5 | 4 | 3 | |
| THUIN | 1 | 1 | 5 | 11 | 19 | 17 | 34 | 33 | 21 | 11 | 13 | 9 | |
| ARR. DOORNIK | 158 | 213 | 209 | 279 | 431 | 500 | 384 | 296 | 385 | 321 | 207 | 189 | |
| ANTOING | 1 | 9 | 9 | 16 | 19 | 15 | 14 | 10 | 13 | 14 | 7 | 6 | |
| BRUNEHOUT | 11 | 18 | 16 | 13 | 31 | 41 | 20 | 24 | 25 | 18 | 21 | 13 | |
| CELLES | 4 | 9 | 8 | 4 | 9 | 6 | 5 | 4 | 9 | 5 | 4 | - | |
| ESTAIMPUIS | 31 | 49 | 44 | 60 | 51 | 53 | 63 | 53 | 85 | 69 | 48 | 51 | |
| LEUZE-EN-HAINAUT | 7 | 14 | 9 | 7 | 15 | 18 | 19 | 8 | 11 | 10 | 5 | 4 | |
| MONT-DE-L'ENCLUS | - | - | 3 | 4 | 4 | 1 | 2 | 4 | 5 | 3 | 3 | - | |
| PECQ | - | 6 | 6 | 4 | 14 | 14 | 10 | 8 | 7 | 5 | 6 | 6 | |
| PERUWELZ | 22 | 40 | 43 | 56 | 77 | 108 | 90 | 65 | 81 | 61 | 44 | 35 | |
| RUMES | 1 | 8 | 3 | 7 | 13 | 11 | 8 | 7 | 13 | 13 | 6 | 5 | |
| DOORNIK | 81 | 60 | 68 | 108 | 198 | 233 | 153 | 113 | 136 | 123 | 63 | 69 | |
| PROV. LUIK | 2.652 | 2.922 | 3.204 | 3.694 | 4.700 | 5.608 | 5.443 | 4.988 | 3.868 | 3.236 | 2.991 | 3.284 | |
| ARR. HOEI | 99 | 81 | 80 | 105 | 170 | 201 | 183 | 151 | 117 | 119 | 87 | 98 | |
| AMAY | 8 | 5 | 7 | 12 | 22 | 29 | 24 | 19 | 22 | 18 | 15 | 17 | |
| ANTHISNES | - | 3 | 1 | 3 | 3 | 7 | 8 | 5 | 3 | 3 | 5 | 4 | |
| BURDINNE | 1 | 1 | - | 3 | - | 2 | 2 | 3 | - | 3 | - | 3 | |
| CLAVIER | 2 | 3 | 4 | 1 | 10 | 6 | 7 | 5 | 2 | 3 | 2 | 2 | |
| ENGIS | 9 | 7 | 2 | 15 | 17 | 25 | 24 | 17 | 16 | 23 | 9 | 16 | |
| FERRIERES | 2 | 1 | 2 | 1 | 2 | 6 | 3 | 5 | 2 | 1 | 2 | 2 | |
| HAMOIR | - | 2 | 3 | 2 | 4 | 5 | 6 | 3 | 5 | - | 1 | 2 | |
| HERON | 1 | 3 | 3 | 5 | 5 | 4 | 6 | 8 | 1 | 3 | 1 | - | |
| HOEI | 51 | 40 | 30 | 30 | 55 | 63 | 52 | 41 | 32 | 25 | 21 | 16 | |
| MARCHIN | 5 | 3 | 4 | 10 | 21 | 11 | 10 | 9 | 10 | 12 | 9 | 7 | |
| MODAVE | 2 | 2 | 3 | 4 | 3 | 4 | 7 | 3 | 3 | 6 | 4 | 8 | |
| NANDRIN | 2 | 1 | 1 | 2 | - | 3 | 8 | 7 | 3 | 3 | 3 | 3 | |
| OUFFET | 2 | 1 | 2 | 1 | 4 | 3 | 2 | 2 | 2 | 2 | 2 | 1 | |
| TINLOT | - | - | 2 | - | 1 | 3 | - | 1 | 3 | 2 | 1 | 1 | |
| VERLAINE | - | 1 | 6 | 1 | 3 | 1 | 3 | 6 | 1 | 3 | 1 | 2 | |
| VILLERS-LE-BOUILLET | 3 | - | 4 | 3 | 5 | 6 | 4 | 6 | 6 | 2 | 2 | 3 | |
| WANZE | 11 | 8 | 6 | 12 | 15 | 23 | 17 | 11 | 6 | 10 | 9 | 11 | |
| ARR. LUIK | 1.748 | 2.059 | 2.333 | 2.840 | 3.662 | 4.141 | 3.988 | 3.746 | 2.926 | 2.423 | 2.218 | 2.558 | |
| ANS | 46 | 75 | 101 | 134 | 136 | 145 | 193 | 200 | 167 | 116 | 101 | 104 | |
| AWANS | 1 | 5 | 5 | 10 | 14 | 19 | 22 | 23 | 17 | 12 | 4 | 10 | |
| AYWAILLE | 6 | 3 | 5 | 3 | 9 | 9 | 10 | 8 | 7 | 5 | 4 | 4 | |
| BITSINGEN | 11 | 8 | 11 | 5 | 22 | 26 | 20 | 15 | 14 | 10 | 13 | 11 | |
| BEYNE-HEUSAY | 27 | 27 | 30 | 47 | 51 | 63 | 75 | 72 | 51 | 40 | 44 | 59 | |
| BLEGNV | 14 | 17 | 13 | 22 | 24 | 23 | 27 | 28 | 16 | 15 | 21 | 9 | |
| CHAUDFONTAINE | 11 | 16 | 6 | 23 | 30 | 36 | 35 | 31 | 26 | 36 | 32 | 33 | |
| COMBLAIN-AU-PONT | 3 | 5 | 7 | 8 | 15 | 11 | 11 | 7 | 12 | 8 | 9 | 10 | |
| DALHEM | 4 | 3 | 6 | 3 | 5 | 11 | 9 | 12 | 5 | 9 | 7 | 7 | |
| ESNEUX | 2 | 7 | 11 | 6 | 17 | 22 | 30 | 15 | 9 | 14 | 9 | 8 | |
| FLEMALLE | 28 | 24 | 40 | 61 | 75 | 103 | 94 | 124 | 76 | 97 | 85 | 96 | |
| FLERON | 32 | 42 | 61 | 73 | 77 | 73 | 94 | 108 | 80 | 68 | 66 | 61 | |
| GRACE-HOLLOGNE | 52 | 96 | 122 | 155 | 191 | 199 | 222 | 224 | 181 | 151 | 114 | 135 | |
| HERSTAL | 120 | 144 | 207 | 251 | 323 | 333 | 372 | 399 | 297 | 249 | 188 | 252 | |
| JUPRELLE | 6 | 9 | 18 | 17 | 14 | 22 | 16 | 24 | 22 | 17 | 4 | 7 | |
| LUIK | 980 | 1.043 | 1.079 | 1.251 | 1.762 | 1.995 | 1.637 | 1.399 | 1.041 | 854 | 803 | 912 | |
| NEUPRE | 4 | 5 | 6 | 12 | 14 | 13 | 12 | 18 | 15 | 19 | 15 | 13 | |
| OUPEVE | 21 | 30 | 39 | 47 | 58 | 68 | 82 | 100 | 75 | 57 | 32 | 54 | |
| SAINT-NICOLAS | 114 | 163 | 205 | 246 | 284 | 334 | 358 | 333 | 277 | 210 | 240 | 237 | |
| SERAING | 159 | 200 | 228 | 318 | 358 | 439 | 456 | 426 | 378 | 325 | 312 | 419 | |
| SOUMAGNE | 9 | 20 | 13 | 30 | 42 | 58 | 46 | 49 | 38 | 39 | 35 | 25 | |
| SPRIMONT | 10 | 13 | 12 | 9 | 18 | 19 | 20 | 21 | 13 | 8 | 7 | 18 | |
| TROOZ | 7 | 3 | 8 | 10 | 12 | 29 | 24 | 22 | 25 | 16 | 17 | 20 | |
| WEZET | 81 | 101 | 100 | 99 | 111 | 91 | 123 | 88 | 84 | 48 | 56 | 54 | |
| ARR. VERVIERS | 787 | 765 | 769 | 707 | 807 | 1.194 | 1.190 | 1.028 | 768 | 646 | 652 | 586 | |
| AMEL | 4 | 4 | 4 | 3 | 1 | 4 | 4 | 6 | 3 | 2 | 4 | - | |
| AUBEL | - | 1 | 4 | 3 | 1 | 5 | 6 | 2 | 1 | 2 | 3 | 3 | |
| BAELEN | 5 | 4 | 5 | 9 | 9 | 10 | 8 | 15 | 9 | 5 | 9 | 7 | |
| BULLINGEN | 3 | 4 | 7 | 8 | 4 | 13 | 8 | 8 | 6 | 3 | 6 | 3 | |

| N.I.S. | | TABEL 00.04 B V | | | | | | | BLZ. 5.- FOL. 2.- | | | ALLE ADMINISTRATIEVE EENHEDEN | |
|--------------------------|---------------|---|---------------|---------------|---------------|---------------|--------------------|----------------|-------------------|--------------------|---------------|-------------------------------|--|
| BEVOLKING OP 1-1-1994 | | VREEMDE BEVOLKING NAAR GESLACHT, LEEFTIJDGROEPEN EN LEEFTIJDKlassen - VROUWELIJKE BEVOLKING - | | | | | | | | | | | |
| LEEFTIJDGROEP | | | | | | | | LEEFTIJDKlasse | | | ALGE- MEEN | WOONPLAATS | |
| 60-64 JAAR | 65-69 JAAR | 70-74 JAAR | 75-79 JAAR | 80-84 JAAR | 85-89 JAAR | 90-94 JAAR | 95 JAAR EN MEER | 0-14 JAAR | 15-64 JAAR | 65 JAAR EN MEER | TOTAAL | | |
| 12 | 18 | 6 | 6 | 9 | 3 | - | - | 14 | 139 | 42 | 195 | MOMIGNIES | |
| 96 | 102 | 74 | 43 | 35 | 17 | 2 | - | 155 | 1.357 | 273 | 1.785 | MORLANWELZ | |
| 6 | 3 | 6 | 1 | 2 | 1 | - | - | 5 | 44 | 13 | 62 | SIVRY-RANCE | |
| 12 | 16 | 13 | 4 | 2 | 2 | 1 | - | 7 | 180 | 38 | 225 | THUIN | |
| 241 | 255 | 229 | 86 | 171 | 93 | 43 | 7 | 580 | 3.233 | 884 | 4.697 | ARR. DOORNIK | |
| 3 | 9 | 6 | 2 | 7 | 4 | 2 | 1 | 19 | 117 | 31 | 167 | ANTOING | |
| 17 | 18 | 18 | 10 | 9 | 6 | 1 | - | 45 | 223 | 62 | 330 | BRUNEHAUT | |
| 3 | 4 | 6 | 2 | 10 | 9 | 5 | - | 21 | 49 | 36 | 106 | CELLES | |
| 60 | 49 | 40 | 16 | 23 | 10 | 8 | 1 | 124 | 593 | 147 | 864 | ESTAIMPUIS | |
| 6 | 9 | 8 | 8 | 9 | 3 | - | - | 30 | 103 | 37 | 170 | LEUZE-EN-HAINAUT | |
| 2 | 4 | - | 1 | 2 | - | - | - | 3 | 28 | 7 | 38 | MONT-DE-L'ENCLUS | |
| 9 | 8 | 6 | 3 | 4 | - | - | - | 12 | 83 | 21 | 116 | PECQ | |
| 39 | 44 | 46 | 12 | 25 | 13 | 1 | 1 | 105 | 656 | 142 | 903 | PERUWELZ | |
| 5 | 8 | 7 | 3 | 5 | 2 | - | 1 | 12 | 88 | 26 | 126 | RUMES | |
| 97 | 102 | 92 | 29 | 77 | 46 | 26 | 3 | 209 | 1.293 | 375 | 1.877 | DOORNIK | |
| 3.105 | 2.805 | 2.061 | 997 | 815 | 416 | 133 | 24 | 8.778 | 40.917 | 7.251 | 56.946 | PROV. LUIK | |
| 106 | 104 | 77 | 41 | 36 | 22 | 8 | 1 | 260 | 1.337 | 289 | 1.886 | ARR. HOEI | |
| 25 | 15 | 16 | 8 | 11 | 5 | 4 | - | 20 | 203 | 59 | 282 | AMAY | |
| 4 | 1 | - | 4 | 1 | 1 | - | - | 4 | 45 | 7 | 56 | ANTHISNES | |
| - | 4 | 1 | 1 | - | 1 | - | - | 2 | 16 | 7 | 25 | BURDINNE | |
| 1 | 3 | - | - | 1 | - | - | - | 9 | 39 | 4 | 52 | CLAVIER | |
| 21 | 20 | 21 | 4 | 7 | 3 | - | - | 18 | 183 | 55 | 256 | ENGIS | |
| 2 | 2 | - | - | 1 | - | - | - | 5 | 26 | 3 | 34 | FERRIERES | |
| 2 | 1 | - | - | - | 1 | - | - | 5 | 30 | 2 | 37 | HAMOIR | |
| - | 1 | 2 | - | 1 | - | - | - | 7 | 33 | 4 | 44 | HERON | |
| 22 | 18 | 9 | 11 | 3 | 4 | - | - | 121 | 357 | 45 | 523 | HOEI | |
| 3 | 8 | 5 | 3 | 2 | 1 | 1 | - | 12 | 102 | 20 | 134 | MARCHIN | |
| 5 | 7 | 2 | 2 | 2 | 1 | - | - | 7 | 47 | 14 | 68 | MODAVE | |
| 3 | 4 | 3 | 1 | - | 1 | - | - | 4 | 35 | 9 | 48 | NANDRIN | |
| 1 | 2 | 2 | 1 | 2 | - | - | - | 5 | 20 | 7 | 32 | OUFFET | |
| - | 1 | 2 | 1 | - | 1 | 1 | 1 | 2 | 12 | 7 | 21 | TINLOT | |
| 2 | 1 | 1 | - | 1 | - | - | - | 7 | 23 | 3 | 33 | VERLAINE | |
| 4 | 2 | 1 | 2 | - | 1 | - | - | 7 | 41 | 6 | 54 | VILLERS-LE-BOUILLET | |
| 11 | 14 | 12 | 3 | 4 | 2 | 2 | - | 25 | 125 | 37 | 187 | WANZE | |
| 2.541 | 2.311 | 1.696 | 797 | 674 | 326 | 93 | 15 | 6.140 | 31.043 | 5.912 | 43.095 | ARR. LUIK | |
| 100 | 87 | 80 | 27 | 23 | 16 | 3 | 1 | 222 | 1.396 | 237 | 1.855 | ANS | |
| 7 | 7 | 5 | 6 | 3 | 2 | 2 | - | 11 | 138 | 25 | 174 | AWANS | |
| 4 | 2 | 3 | 2 | - | 1 | - | - | 14 | 63 | 8 | 85 | AYWAILLE | |
| 10 | 7 | 5 | 5 | 2 | - | - | - | 30 | 146 | 19 | 195 | BITSINGEN | |
| 39 | 51 | 42 | 19 | 10 | 5 | 2 | - | 84 | 541 | 129 | 754 | BEYNE-HEUSAY | |
| 15 | 15 | 20 | 6 | 7 | 1 | - | - | 44 | 200 | 49 | 293 | BLEGNV | |
| 30 | 30 | 24 | 11 | 14 | 15 | 5 | 1 | 33 | 312 | 100 | 445 | CHAUDFONTAINE | |
| 7 | 10 | 6 | 2 | 4 | - | - | - | 15 | 98 | 22 | 135 | COMBLAIN-AU-PONT | |
| 4 | 1 | 2 | 3 | 3 | - | - | - | 13 | 72 | 9 | 94 | DALHEM | |
| 10 | 10 | 11 | 5 | 5 | 6 | - | 1 | 20 | 140 | 38 | 198 | ESNEUX | |
| 112 | 137 | 106 | 43 | 38 | 21 | 2 | - | 92 | 923 | 347 | 1.362 | FLEMALLE | |
| 72 | 56 | 52 | 31 | 24 | 11 | 4 | 1 | 135 | 772 | 179 | 1.086 | FLERON | |
| 128 | 141 | 81 | 34 | 30 | 16 | 2 | - | 270 | 1.700 | 304 | 2.274 | GRACE-HOLLOGNE | |
| 270 | 229 | 162 | 68 | 36 | 23 | 11 | - | 471 | 2.934 | 529 | 3.934 | HERSTAL | |
| 8 | 5 | 6 | 1 | 4 | 1 | - | - | 33 | 151 | 17 | 201 | JUPRELLE | |
| 871 | 723 | 505 | 256 | 209 | 104 | 28 | 4 | 3.102 | 12.525 | 1.829 | 17.456 | LUIK | |
| 5 | 6 | 3 | 3 | 6 | 1 | - | - | 15 | 136 | 19 | 170 | NEUPRE | |
| 48 | 55 | 48 | 18 | 13 | 6 | - | 1 | 90 | 621 | 141 | 852 | OUPEVE | |
| 274 | 200 | 150 | 69 | 48 | 24 | 9 | 1 | 482 | 2.793 | 501 | 3.776 | SAINT-NICOLAS | |
| 395 | 408 | 302 | 137 | 140 | 52 | 16 | 3 | 587 | 3.826 | 1.058 | 5.471 | SERAING | |
| 29 | 33 | 29 | 13 | 15 | 4 | 4 | 1 | 42 | 391 | 99 | 532 | SOUMAGNE | |
| 14 | 13 | 4 | 5 | 14 | 4 | 1 | 1 | 35 | 147 | 42 | 224 | SPRIMONT | |
| 32 | 37 | 18 | 15 | 9 | 7 | 4 | - | 18 | 207 | 90 | 315 | TROOZ | |
| 57 | 48 | 32 | 18 | 17 | 6 | - | - | 282 | 811 | 121 | 1.214 | WEZET | |
| 413 | 346 | 261 | 136 | 93 | 61 | 25 | 6 | 2.321 | 7.991 | 928 | 11.240 | ARR. VERVIERS | |
| 1 | 1 | 1 | 2 | 1 | - | - | - | 12 | 28 | 5 | 45 | AMEL | |
| 3 | 3 | 2 | 1 | - | - | - | - | 5 | 29 | 6 | 40 | AUBEL | |
| 2 | 4 | 5 | 3 | 4 | 2 | - | - | 14 | 83 | 18 | 115 | BAELEN | |
| 4 | - | 1 | 1 | 2 | - | - | - | 14 | 63 | 4 | 81 | BULLINGEN | |

| N.I.S. BEVOLKING OP 1-1-1994 | TABEL OO.04 B V | | | | | | | | | | | BLZ. 6.- FOL. 1.- |
|------------------------------------|---|-------------|---------------|---------------|---------------|---------------|---------------|---------------|---------------|---------------|---------------|-------------------------------|
| | VREEMDE BEVOLKING NAAR GESLACHT, LEEFTIJDGROEPEN EN LEEFTIJDKLASSEN - VROUWELIJKE BEVOLKING - | | | | | | | | | | | ALLE ADMINISTRATIEVE EENHEDEN |
| WOONPLAATS | LEEFTIJDGROEP | | | | | | | | | | | |
| | 0-4 JAAR | 5-9 JAAR | 10-14 JAAR | 15-19 JAAR | 20-24 JAAR | 25-29 JAAR | 30-34 JAAR | 35-39 JAAR | 40-44 JAAR | 45-49 JAAR | 50-54 JAAR | 55-59 JAAR |
| BURG-REULAND | 4 | 5 | 2 | 5 | 5 | 16 | 8 | 3 | 10 | 7 | 4 | 6 |
| BUTGENBACH | 1 | 5 | 1 | 2 | 2 | 7 | 5 | 7 | 3 | 2 | 5 | 5 |
| DISON | 82 | 69 | 84 | 59 | 77 | 92 | 65 | 68 | 37 | 29 | 42 | 28 |
| EUPEN | 28 | 43 | 37 | 47 | 59 | 64 | 84 | 59 | 58 | 42 | 40 | 37 |
| HERVE | 10 | 13 | 13 | 21 | 26 | 43 | 26 | 34 | 30 | 31 | 23 | 16 |
| JALHAY | - | 3 | 3 | 3 | 5 | 9 | 8 | 6 | 5 | 7 | 9 | - |
| KELMIS | 66 | 77 | 84 | 74 | 72 | 111 | 149 | 138 | 108 | 105 | 101 | 70 |
| LIERNEUX | 3 | 1 | 1 | 5 | 4 | 3 | 5 | 2 | 3 | 1 | 1 | 2 |
| LIMBURG | 3 | 10 | - | 6 | 8 | 21 | 16 | 7 | 4 | 6 | 7 | 5 |
| LONTZEN | 27 | 29 | 30 | 26 | 23 | 32 | 45 | 46 | 28 | 35 | 28 | 15 |
| MALMEDY | 21 | 6 | 20 | 12 | 25 | 41 | 21 | 25 | 9 | 14 | 11 | 5 |
| OLNE | - | 1 | 1 | 5 | 3 | 7 | 3 | 8 | 5 | 3 | 6 | 3 |
| PEPINSTER | 5 | 7 | 4 | 6 | 9 | 11 | 16 | 14 | 4 | 7 | 4 | 10 |
| PLOMBIERES | 59 | 44 | 42 | 29 | 43 | 91 | 87 | 73 | 64 | 38 | 45 | 30 |
| RAEREN | 151 | 126 | 92 | 63 | 73 | 190 | 203 | 214 | 160 | 133 | 136 | 121 |
| SANKT-VITH | 6 | 10 | 8 | 7 | 11 | 15 | 15 | 14 | 6 | 6 | 9 | 3 |
| SPA | 8 | 4 | 8 | 12 | 21 | 30 | 24 | 15 | 12 | 13 | 12 | 14 |
| STAVELOT | - | 3 | 5 | 4 | 13 | 10 | 10 | 6 | 5 | 8 | 6 | 5 |
| STOUMONT | - | 1 | 2 | 3 | 2 | 4 | 3 | 6 | 1 | 2 | 3 | - |
| THEUX | 4 | 2 | 1 | 5 | 11 | 25 | 7 | 9 | 7 | 9 | 5 | 8 |
| THIMISTER-CLERMONT | 2 | 4 | 3 | 2 | 5 | 5 | 6 | 3 | 2 | 3 | 4 | 1 |
| TROIS-PONTS | 1 | 1 | 7 | 6 | 4 | 6 | 4 | 5 | 2 | 2 | 2 | 6 |
| VERVIERS | 280 | 279 | 291 | 262 | 274 | 299 | 317 | 215 | 162 | 114 | 115 | 171 |
| WEISMES | 4 | 3 | 1 | 4 | 5 | 8 | 9 | 6 | 3 | 7 | 3 | 3 |
| WELKENRAEDT | 10 | 12 | 9 | 16 | 12 | 22 | 28 | 14 | 21 | 10 | 9 | 9 |
| ARR. BORGWORM | 18 | 17 | 22 | 42 | 61 | 72 | 82 | 63 | 57 | 48 | 34 | 42 |
| BERLOZ | - | - | - | - | 1 | 2 | 1 | 1 | 2 | 2 | - | - |
| BRAIVES | 4 | 2 | - | 1 | 7 | 7 | 4 | 3 | 5 | 3 | 3 | 3 |
| CRISNEE | - | - | - | 2 | - | 1 | 4 | 3 | 3 | 1 | 1 | - |
| DONCEEL | 1 | 1 | 1 | 4 | 2 | 2 | 2 | 3 | 3 | 5 | 4 | 3 |
| FAIMES | 2 | - | 1 | 4 | 2 | 3 | 2 | 1 | 3 | 2 | 2 | 2 |
| FEXHE-LE-HAUT-CLOCHER | 1 | 1 | 2 | - | 2 | 4 | 5 | 4 | 1 | 3 | 1 | - |
| GEER | - | - | - | 2 | 1 | 2 | 2 | - | 1 | 1 | 2 | - |
| HANNUIT | 3 | 2 | 7 | 9 | 15 | 8 | 15 | 12 | 12 | 9 | 6 | 7 |
| LIJSEM | - | - | - | 3 | 3 | 4 | 3 | 2 | 2 | 1 | 1 | - |
| OERLE | - | 1 | - | 2 | 3 | 4 | 2 | 3 | 2 | 1 | - | - |
| REMICOURT | - | 1 | 1 | 1 | 1 | 2 | 3 | 3 | 2 | 2 | - | 3 |
| SAINT-GEORGES-SUR-MEUSE | 1 | 4 | 5 | 4 | 10 | 20 | 23 | 11 | 11 | 12 | 9 | 19 |
| BORGWORM | 5 | 5 | 5 | 10 | 13 | 11 | 16 | 15 | 7 | 4 | 5 | 5 |
| WASSEIGES | 1 | - | - | - | 1 | 2 | - | 2 | 3 | 2 | - | - |
| LIMBURG | 1.909 | 1.976 | 2.361 | 2.665 | 2.968 | 3.211 | 3.136 | 2.597 | 1.947 | 1.702 | 1.608 | 1.545 |
| ARR. HASSELT | 997 | 1.078 | 1.377 | 1.508 | 1.524 | 1.535 | 1.623 | 1.330 | 953 | 740 | 713 | 734 |
| AS | 6 | 4 | 5 | 9 | 15 | 11 | 19 | 14 | 7 | 9 | 6 | 5 |
| BERINGEN | 185 | 187 | 284 | 286 | 216 | 222 | 226 | 198 | 146 | 100 | 73 | 77 |
| DIEPENBEEK | 5 | 11 | 11 | 17 | 20 | 19 | 14 | 18 | 12 | 10 | 8 | 6 |
| GENK | 408 | 420 | 520 | 684 | 696 | 690 | 742 | 663 | 488 | 389 | 371 | 422 |
| GINGELOM | - | - | 1 | 1 | 5 | 4 | 5 | 1 | 2 | 1 | 2 | 3 |
| HALEN | 4 | 1 | 6 | 11 | 2 | 7 | 11 | 4 | 6 | 2 | 1 | 2 |
| HAM | 11 | 17 | 16 | 22 | 13 | 21 | 24 | 11 | 11 | 4 | 6 | 10 |
| HASSELT | 84 | 116 | 109 | 89 | 129 | 144 | 123 | 95 | 63 | 44 | 36 | 37 |
| HERK-DE-STAD | 5 | 4 | 4 | 6 | 1 | 10 | 4 | 3 | 6 | 3 | 2 | - |
| HEUSDEN-ZOLDER | 157 | 193 | 261 | 237 | 240 | 199 | 251 | 190 | 110 | 108 | 133 | 107 |
| LEOPOLDSBURG | 64 | 52 | 57 | 46 | 51 | 55 | 51 | 27 | 18 | 13 | 18 | 17 |
| LUMMEN | 7 | 7 | 21 | 16 | 8 | 12 | 18 | 16 | 4 | 5 | 5 | 4 |
| NIEUWERKERKEN | - | - | 1 | 3 | 2 | 1 | 2 | 2 | 2 | - | - | 1 |
| OPGLABBEK | 7 | 6 | 8 | 6 | 21 | 29 | 23 | 10 | 13 | 13 | 9 | 6 |
| SINT-TRUIDEN | 19 | 17 | 20 | 20 | 27 | 35 | 29 | 16 | 18 | 8 | 11 | 8 |
| TESSENDERLO | 9 | 17 | 25 | 26 | 17 | 14 | 17 | 14 | 10 | 9 | 8 | 6 |
| ZONHOVEN | 15 | 13 | 14 | 16 | 40 | 40 | 38 | 30 | 16 | 11 | 5 | 12 |
| ZUTENDAAL | 11 | 13 | 14 | 13 | 21 | 22 | 26 | 18 | 21 | 11 | 19 | 11 |
| ARR. MAASEIK | 444 | 469 | 543 | 532 | 647 | 839 | 704 | 620 | 509 | 511 | 471 | 407 |
| BOCHOLT | 10 | 12 | 7 | 5 | 25 | 30 | 13 | 15 | 10 | 18 | 12 | 13 |
| BREE | 15 | 3 | 19 | 7 | 22 | 26 | 10 | 13 | 9 | 12 | 15 | 14 |
| DILSEN-STOKKEM | 32 | 34 | 58 | 64 | 47 | 56 | 64 | 55 | 50 | 26 | 30 | 38 |
| HAMONT-ACHEL | 43 | 50 | 51 | 48 | 64 | 104 | 74 | 65 | 77 | 84 | 104 | 67 |

| N.I.S. BEVOLKING OP 1-1-1994 | | TABEL 00.04 B V VREEMDE BEVOLKING NAAR GESLACHT, LEEFTIJDGROEPEN EN LEEFTIJDKlassen - VROUWELIJKE BEVOLKING - | | | | | | | BLZ. 6.- FOL. 2.- | | | ALLE ADMINISTRATIEVE EENHEDEN | |
|------------------------------------|---------------|--|---------------|---------------|---------------|---------------|--------------------|----------------|-------------------|--------------------|----------|-------------------------------|--|
| LEEFTIJDGROEP | | | | | | | | LEEFTIJDKlasse | | | ALGEMEEN | WOONPLAATS | |
| 60-64 JAAR | 65-69 JAAR | 70-74 JAAR | 75-79 JAAR | 80-84 JAAR | 85-89 JAAR | 90-94 JAAR | 95 JAAR EN MEER | 0-14 JAAR | 15-64 JAAR | 65 JAAR EN MEER | TOTAAL | | |
| 2 | 1 | 1 | 1 | - | - | 1 | - | 11 | 66 | 4 | 81 | BURG-REULAND | |
| 1 | 2 | - | 2 | 3 | 1 | - | - | 7 | 39 | 8 | 54 | BUTGENBACH | |
| 27 | 25 | 16 | 3 | 4 | 4 | - | - | 235 | 524 | 52 | 811 | DISON | |
| 24 | 17 | 31 | 22 | 9 | 6 | 4 | 1 | 108 | 514 | 90 | 712 | EUPEN | |
| 19 | 24 | 14 | 11 | 1 | - | 3 | - | 36 | 269 | 53 | 358 | HERVE | |
| 2 | 4 | 1 | - | - | - | - | - | 6 | 54 | 5 | 65 | JALHAY | |
| 38 | 39 | 40 | 15 | 7 | 9 | 5 | - | 227 | 966 | 115 | 1.308 | KELMIS | |
| 2 | 2 | 1 | - | - | 1 | - | - | 5 | 28 | 4 | 37 | LIERNEUX | |
| 6 | 3 | 5 | 4 | 3 | 1 | 1 | - | 13 | 86 | 17 | 116 | LIMBURG | |
| 13 | 12 | 12 | 1 | 6 | 3 | - | - | 86 | 291 | 34 | 411 | LONTZEN | |
| 8 | 8 | 8 | 7 | 1 | 3 | - | - | 47 | 171 | 27 | 245 | MALMEDY | |
| 6 | 1 | 1 | 2 | - | - | - | - | 2 | 49 | 4 | 55 | OLNE | |
| 7 | 7 | 1 | 2 | 4 | - | - | 1 | 16 | 88 | 15 | 119 | PEPINSTER | |
| 26 | 20 | 14 | 2 | 7 | 4 | 1 | - | 145 | 526 | 48 | 719 | PLOMBIERES | |
| 67 | 58 | 46 | 20 | 16 | 4 | 4 | 2 | 369 | 1.360 | 150 | 1.879 | RAEREN | |
| 2 | 7 | 1 | 1 | 1 | 1 | - | - | 24 | 88 | 11 | 123 | SANKT-VITH | |
| 13 | 11 | 9 | 3 | 3 | 2 | - | 1 | 20 | 166 | 29 | 215 | SPA | |
| 4 | 4 | 4 | - | 1 | 2 | - | - | 8 | 71 | 11 | 90 | STAVELOT | |
| - | 2 | 1 | 1 | - | 2 | - | - | 3 | 24 | 6 | 33 | STOUMONT | |
| 5 | 5 | 2 | 3 | - | 1 | - | - | 7 | 91 | 11 | 109 | THEUX | |
| 1 | 1 | - | - | 1 | - | 1 | - | 9 | 32 | 3 | 44 | THIMISTER-CLERMONT | |
| - | 1 | - | 2 | - | - | - | - | 9 | 37 | 3 | 49 | TROIS-PONTS | |
| 111 | 67 | 36 | 21 | 14 | 10 | 3 | 1 | 844 | 2.040 | 152 | 3.036 | VERVIERS | |
| 8 | 6 | 3 | - | 1 | 1 | 1 | - | 8 | 56 | 12 | 76 | WEISMES | |
| 11 | 11 | 5 | 6 | 4 | 4 | 1 | - | 31 | 152 | 31 | 214 | WELKENRAEDT | |
| 45 | 44 | 27 | 23 | 12 | 7 | 7 | 2 | 57 | 546 | 122 | 725 | ARR. BORGWORM | |
| 1 | - | 2 | - | - | - | - | - | - | 10 | 2 | 12 | BERLOZ | |
| 4 | 1 | 2 | - | 1 | - | - | - | 6 | 40 | 4 | 50 | BRAIVES | |
| 1 | 1 | 1 | - | - | 1 | - | - | - | 16 | 3 | 19 | CRISNEE | |
| 3 | 3 | 1 | 2 | - | - | - | - | 3 | 31 | 6 | 40 | DONCEEL | |
| 2 | 3 | - | 1 | 1 | 1 | - | - | 3 | 23 | 6 | 32 | FAIMES | |
| 2 | - | 1 | 2 | 1 | - | 1 | - | 4 | 22 | 5 | 31 | FEXHE-LE-HAUT-CLOCHER | |
| 2 | - | - | - | - | 1 | - | - | - | 13 | 1 | 14 | GEER | |
| 5 | 5 | 4 | 8 | 3 | 2 | 2 | - | 12 | 98 | 24 | 134 | HANNUIT | |
| - | - | 2 | - | - | - | - | - | - | 19 | 2 | 21 | LIJSEM | |
| 2 | 1 | - | - | - | - | 2 | 1 | 1 | 19 | 4 | 24 | OERLE | |
| 1 | 1 | - | 1 | 2 | - | - | - | 2 | 18 | 4 | 24 | REMICOURT | |
| 19 | 22 | 8 | 4 | 2 | 1 | 2 | 1 | 10 | 138 | 40 | 188 | SAINT-GEORGES-SUR-MEUSE | |
| 1 | 7 | 6 | 4 | 2 | 1 | - | - | 15 | 87 | 20 | 122 | BORGWORM | |
| 2 | - | - | 1 | - | - | - | - | 1 | 12 | 1 | 14 | WASSEIGES | |
| 1.338 | 1.007 | 720 | 341 | 232 | 107 | 29 | 6 | 6.246 | 22.717 | 2.442 | 31.405 | LIMBURG | |
| 618 | 464 | 319 | 161 | 106 | 52 | 11 | - | 3.452 | 11.278 | 1.113 | 15.843 | ARR. HASSELT | |
| 5 | 7 | 9 | 5 | 5 | 3 | - | - | 15 | 100 | 29 | 144 | AS | |
| 67 | 45 | 17 | 10 | 7 | 3 | - | - | 656 | 1.611 | 82 | 2.349 | BERINGEN | |
| 3 | 2 | 4 | 1 | 4 | - | - | - | 27 | 127 | 11 | 165 | DIEPENBEEK | |
| 361 | 282 | 198 | 101 | 62 | 25 | 8 | - | 1.348 | 5.506 | 676 | 7.530 | GENK | |
| 1 | 3 | - | - | - | 1 | - | - | 1 | 25 | 4 | 30 | GINGELOM | |
| 2 | 1 | 1 | 2 | - | - | - | - | 11 | 48 | 4 | 63 | HALEN | |
| 4 | 11 | 3 | 1 | - | - | - | - | 44 | 126 | 15 | 185 | HAM | |
| 35 | 26 | 20 | 7 | 9 | 5 | 1 | - | 309 | 795 | 68 | 1.172 | HASSELT | |
| 2 | 3 | - | 1 | 2 | - | - | - | 13 | 37 | 6 | 56 | HERK-DE-STAD | |
| 91 | 37 | 33 | 12 | 3 | 6 | 1 | - | 611 | 1.666 | 92 | 2.369 | HEUSDEN-ZOLDER | |
| 7 | 9 | 4 | 2 | - | 2 | - | - | 173 | 303 | 17 | 493 | LEOPOLDSBURG | |
| 2 | 3 | - | 1 | 1 | - | - | - | 35 | 90 | 5 | 130 | LUMMEN | |
| - | 1 | 1 | 1 | - | - | - | - | 1 | 13 | 3 | 17 | NIEUWERKERKEN | |
| 4 | 6 | 5 | 3 | 2 | - | 1 | - | 21 | 134 | 17 | 172 | OPGLABBEEK | |
| 9 | 9 | 8 | 5 | 4 | 2 | - | - | 56 | 181 | 28 | 265 | SINT-TRUIDEN | |
| 5 | 6 | 6 | 4 | 2 | - | - | - | 51 | 126 | 18 | 195 | TESSENDERLO | |
| 12 | 5 | 7 | 2 | 3 | 4 | - | - | 42 | 220 | 21 | 283 | ZONHOVEN | |
| 8 | 8 | 3 | 3 | 2 | 1 | - | - | 38 | 170 | 17 | 225 | ZUTENDAAL | |
| 370 | 289 | 227 | 109 | 57 | 22 | 7 | 2 | 1.456 | 5.610 | 713 | 7.779 | ARR. MAASEIK | |
| 8 | 5 | 2 | 2 | 1 | - | 1 | - | 29 | 149 | 11 | 189 | BOCHOLT | |
| 7 | 4 | - | 1 | 1 | - | - | - | 37 | 135 | 6 | 178 | BREE | |
| 30 | 18 | 20 | 3 | 4 | 1 | - | - | 124 | 460 | 46 | 630 | DILSEN-STOKKEM | |
| 64 | 70 | 57 | 34 | 14 | 5 | 2 | - | 144 | 751 | 182 | 1.077 | HAMONT-ACHEL | |

| WOONPLAATS | LEEFTIJDSGROEP | | | | | | | | | | | |
|------------------------|----------------|-------------|---------------|---------------|---------------|---------------|---------------|---------------|---------------|---------------|---------------|---------------|
| | 0-4 JAAR | 5-9 JAAR | 10-14 JAAR | 15-19 JAAR | 20-24 JAAR | 25-29 JAAR | 30-34 JAAR | 35-39 JAAR | 40-44 JAAR | 45-49 JAAR | 50-54 JAAR | 55-59 JAAR |
| HECHTEL-EKSEL | 10 | 22 | 18 | 9 | 14 | 29 | 20 | 14 | 18 | 22 | 13 | 15 |
| HOUTHALEN-HELCHTEREN | 169 | 165 | 203 | 206 | 204 | 239 | 256 | 232 | 137 | 129 | 108 | 96 |
| KINROOI | 21 | 19 | 21 | 19 | 33 | 51 | 38 | 36 | 36 | 26 | 12 | 14 |
| LOMMEL | 51 | 61 | 47 | 69 | 80 | 115 | 79 | 71 | 45 | 68 | 60 | 48 |
| MAASEIK | 34 | 54 | 55 | 40 | 67 | 69 | 57 | 54 | 56 | 55 | 48 | 40 |
| MEEUWEN-GRUITRODE | 7 | 6 | 8 | 3 | 17 | 18 | 13 | 9 | 7 | 7 | 5 | 3 |
| NEERPELT | 25 | 27 | 27 | 39 | 38 | 61 | 47 | 27 | 37 | 47 | 50 | 36 |
| OVERPELT | 11 | 5 | 15 | 12 | 15 | 19 | 15 | 16 | 13 | 10 | 8 | 13 |
| PEER | 16 | 11 | 14 | 11 | 21 | 22 | 18 | 13 | 14 | 7 | 6 | 10 |
| ARR. TONGEREN | 468 | 429 | 441 | 625 | 797 | 837 | 809 | 647 | 485 | 451 | 424 | 404 |
| ALKEN | 3 | 4 | 1 | 7 | 9 | 5 | 8 | 2 | 4 | 4 | 3 | 4 |
| BILZEN | 54 | 49 | 47 | 32 | 57 | 65 | 72 | 53 | 38 | 21 | 14 | 17 |
| BORGLOON | 4 | 1 | 2 | 3 | 2 | 4 | 3 | 4 | 3 | 2 | 2 | 4 |
| HEERS | 1 | 2 | - | - | - | 5 | 1 | 1 | - | - | - | 1 |
| HERSTAPPE | - | - | - | - | - | - | - | - | - | - | - | - |
| HOESELT | 1 | 3 | 7 | 8 | 4 | 8 | 15 | 5 | 7 | 3 | 6 | 3 |
| KORTESSEM | 7 | 2 | 6 | 4 | 9 | 6 | 7 | 2 | 3 | 1 | 4 | 2 |
| LANAKEN | 81 | 57 | 48 | 149 | 199 | 204 | 160 | 122 | 107 | 119 | 119 | 122 |
| MAASMECHELEN | 236 | 224 | 266 | 332 | 354 | 400 | 398 | 350 | 244 | 204 | 219 | 203 |
| RIEMST | 37 | 35 | 31 | 53 | 112 | 79 | 67 | 51 | 36 | 52 | 31 | 24 |
| TONGEREN | 21 | 20 | 14 | 19 | 33 | 27 | 34 | 20 | 22 | 23 | 12 | 14 |
| VOEREN | 22 | 31 | 18 | 18 | 13 | 30 | 41 | 35 | 20 | 19 | 12 | 10 |
| WELLEN | 1 | 1 | 1 | - | 5 | 4 | 3 | 2 | 1 | 3 | 2 | - |
| LUXEMBURG | 248 | 251 | 254 | 299 | 476 | 609 | 469 | 356 | 336 | 274 | 209 | 213 |
| ARR. AARLEN | 95 | 83 | 91 | 98 | 206 | 256 | 200 | 152 | 141 | 118 | 79 | 76 |
| AARLEN | 29 | 35 | 27 | 22 | 89 | 103 | 80 | 73 | 61 | 52 | 35 | 21 |
| ATTERT | 2 | 3 | 4 | 5 | 6 | 8 | 10 | 7 | 1 | - | 2 | 3 |
| AUBANGE | 53 | 32 | 47 | 55 | 86 | 105 | 77 | 55 | 53 | 51 | 31 | 41 |
| MARTELANGE | 1 | 1 | 2 | 2 | 2 | 4 | 7 | 3 | 1 | 3 | 2 | 2 |
| MESSANCY | 10 | 12 | 11 | 14 | 23 | 36 | 26 | 14 | 25 | 12 | 9 | 9 |
| ARR. BASTENAKEN | 33 | 39 | 39 | 44 | 38 | 67 | 52 | 35 | 41 | 20 | 16 | 21 |
| BASTENAKEN | 19 | 25 | 23 | 19 | 22 | 26 | 21 | 13 | 12 | 8 | 5 | 8 |
| BERTOGNE | 2 | 1 | - | - | 2 | 1 | - | - | - | - | - | - |
| FAUVILLERS | 1 | 1 | 1 | 3 | - | 2 | 1 | 2 | 1 | - | - | 1 |
| GOUVV | 5 | 3 | 4 | 4 | 4 | 11 | 13 | 5 | 8 | 2 | 2 | 3 |
| HOUFFALIZE | 1 | 1 | 1 | 3 | 1 | 7 | 6 | 1 | 7 | 3 | 3 | 5 |
| SAINTE-ODE | 3 | 2 | 1 | 3 | 3 | 4 | - | 4 | 2 | 1 | 1 | 1 |
| VAUX-SUR-SURE | - | - | 2 | 3 | - | 7 | 2 | - | 3 | 2 | - | - |
| VIELSALM | 2 | 6 | 7 | 9 | 6 | 9 | 8 | 10 | 8 | 4 | 5 | 3 |
| ARR. MARCHE-EN-FAMENNE | 36 | 50 | 46 | 45 | 69 | 72 | 74 | 47 | 49 | 29 | 25 | 34 |
| DURBUY | 3 | 5 | 3 | 6 | 10 | 14 | 11 | 10 | 6 | 9 | 6 | 8 |
| EREZEE | - | 2 | - | - | 1 | - | 4 | - | - | 1 | - | 1 |
| HOTTON | 1 | 4 | 3 | 3 | 4 | 6 | 2 | 4 | 5 | 1 | 1 | 1 |
| LA ROCHE-EN-ARDENNE | 3 | 3 | 2 | 1 | 5 | 5 | 4 | 5 | 5 | 2 | - | - |
| MANHAY | 2 | 4 | 3 | 1 | 2 | 5 | 2 | 2 | 4 | 3 | 1 | 2 |
| MARCHE-EN-FAMENNE | 24 | 31 | 29 | 29 | 34 | 36 | 42 | 21 | 24 | 8 | 14 | 9 |
| NASSOGNE | 2 | 1 | 6 | 3 | 9 | 3 | 6 | 3 | 4 | 1 | 3 | 8 |
| RENDEUX | - | - | - | - | 1 | 3 | 2 | - | 1 | 3 | - | 4 |
| TENNEVILLE | 1 | - | - | 2 | 3 | - | 1 | 2 | - | 1 | - | 1 |
| ARR. NEUFCHATEAU | 38 | 34 | 27 | 45 | 74 | 98 | 56 | 49 | 36 | 47 | 30 | 24 |
| BERTRIX | 9 | 12 | 10 | 10 | 14 | 16 | 9 | 8 | 7 | 6 | 4 | 2 |
| BOUILLON | 2 | 2 | 1 | 3 | 15 | 20 | 12 | 8 | 12 | 14 | 10 | 8 |
| DAVERDISSE | - | - | - | 1 | 1 | 1 | - | 2 | 2 | - | - | - |
| HERBEUMONT | - | - | - | - | 1 | 2 | 1 | 1 | - | - | 1 | - |
| LEGLISE | 2 | 1 | 2 | 1 | 4 | 12 | 4 | 2 | 4 | 2 | 2 | 3 |
| LIBIN | 2 | 2 | 1 | 4 | 7 | 5 | - | 4 | - | 4 | 4 | 1 |
| LIBRAMONT-CHEVIGNY | 6 | 3 | 4 | 12 | 8 | 10 | 5 | 5 | 4 | 6 | 2 | 1 |
| NEUFCHATEAU | 3 | 5 | 2 | 5 | 9 | 18 | 13 | 4 | 4 | 3 | 2 | 1 |

| N.I.S. BEVOLKING OP 1-1-1994 | | TABEL 00.04 B V VREEMDE BEVOLKING NAAR GESLACHT, LEEFTIJDGROEPEN EN LEEFTIJDKlassen - VROUWELIJKE BEVOLKING - | | | | | | | BLZ. 7.- FDL. 2.- | | | ALLE ADMINISTRATIEVE EENHEDEN | |
|------------------------------------|---------------|--|---------------|---------------|---------------|---------------|--------------------|----------------|-------------------|--------------------|----------|-------------------------------|--|
| LEEFTIJDGROEP | | | | | | | | LEEFTIJDKlasse | | | ALGEMEEN | WOONPLAATS | |
| 60-64 JAAR | 65-69 JAAR | 70-74 JAAR | 75-79 JAAR | 80-84 JAAR | 85-89 JAAR | 90-94 JAAR | 95 JAAR EN MEER | 0-14 JAAR | 15-64 JAAR | 65 JAAR EN MEER | TOTAAL | | |
| 13 | 15 | 12 | 3 | 1 | - | - | - | 50 | 167 | 31 | 248 | HECHTEL-EKSEL | |
| 108 | 73 | 49 | 23 | 18 | 3 | 3 | 1 | 537 | 1.715 | 170 | 2.422 | HOUTHALEN-HELCHTEREN | |
| 14 | 5 | 11 | 7 | 1 | 1 | - | - | 61 | 279 | 25 | 365 | KINROOI | |
| 40 | 29 | 24 | 7 | 3 | 2 | - | 1 | 159 | 675 | 66 | 900 | LOMMEL | |
| 35 | 26 | 24 | 16 | 8 | 4 | 1 | - | 143 | 521 | 79 | 743 | MAASEIK | |
| 10 | 1 | 2 | - | - | - | - | - | 21 | 92 | 3 | 116 | MEEUWEN-GRUITRODE | |
| 28 | 30 | 18 | 11 | 5 | 5 | 5 | - | 79 | 410 | 69 | 558 | NEERPELT | |
| 10 | 7 | 7 | 2 | 1 | 1 | - | - | 31 | 131 | 18 | 180 | OVERPELT | |
| 3 | 6 | 1 | - | - | - | - | - | 41 | 125 | 7 | 173 | PEER | |
| 350 | 254 | 174 | 71 | 69 | 33 | 11 | 4 | 1.338 | 5.829 | 616 | 7.783 | ARR. TONGEREN | |
| 2 | - | 2 | - | 2 | - | - | - | 8 | 48 | 4 | 60 | ALKEN | |
| 12 | 12 | 7 | 3 | - | - | - | 1 | 150 | 381 | 23 | 554 | BILZEN | |
| 1 | 1 | 2 | 4 | 1 | 2 | - | 1 | 7 | 28 | 11 | 46 | BORGLOON | |
| 1 | 2 | 1 | - | - | - | - | - | 3 | 9 | 3 | 15 | HEERS | |
| - | - | - | - | - | - | - | - | - | - | - | - | HERSTAPPE | |
| 5 | 1 | 1 | - | 1 | - | - | - | 11 | 64 | 3 | 78 | HOESELT | |
| - | 1 | 1 | - | 1 | - | 1 | - | 15 | 38 | 4 | 57 | KORTESSEM | |
| 88 | 65 | 51 | 20 | 27 | 7 | - | 1 | 186 | 1.389 | 171 | 1.746 | LANAKEN | |
| 193 | 135 | 89 | 36 | 26 | 22 | 7 | 1 | 726 | 2.897 | 316 | 3.939 | MAASMECHELEN | |
| 21 | 18 | 7 | 4 | 3 | - | 1 | - | 103 | 526 | 33 | 662 | RIEMST | |
| 10 | 5 | 5 | 1 | 5 | 1 | 2 | - | 55 | 214 | 19 | 288 | TONGEREN | |
| 17 | 14 | 7 | 3 | 3 | 1 | - | - | 71 | 215 | 28 | 314 | VOEREN | |
| - | - | 1 | - | - | - | - | - | 3 | 20 | 1 | 24 | WELLEN | |
| 178 | 179 | 135 | 84 | 75 | 63 | 24 | 3 | 753 | 3.419 | 563 | 4.735 | LUXEMBURG | |
| 75 | 66 | 43 | 44 | 33 | 36 | 14 | - | 269 | 1.401 | 236 | 1.906 | ARR. AARLEN | |
| 17 | 19 | 11 | 13 | 11 | 10 | 1 | - | 91 | 553 | 65 | 709 | AARLEN | |
| 2 | 1 | 1 | - | 2 | - | 1 | - | 9 | 44 | 5 | 58 | ATTERT | |
| 35 | 38 | 24 | 22 | 11 | 14 | 3 | - | 132 | 589 | 112 | 833 | AUBANGE | |
| 4 | 1 | 3 | 3 | 4 | 7 | 2 | - | 4 | 30 | 20 | 54 | MARTELANGE | |
| 17 | 7 | 4 | 6 | 5 | 5 | 7 | - | 33 | 185 | 34 | 252 | MESSANCY | |
| 18 | 13 | 5 | 4 | 7 | 5 | 2 | - | 111 | 352 | 36 | 499 | ARR. BASTENAKEN | |
| 6 | 5 | 1 | - | 4 | 2 | - | - | 67 | 140 | 12 | 219 | BASTENAKEN | |
| - | - | - | - | - | - | - | - | 3 | 4 | - | 7 | BERTOEGNE | |
| - | 1 | 1 | - | - | - | - | - | 3 | 10 | 2 | 15 | FAUVILLERS | |
| 2 | 1 | - | - | 2 | - | - | - | 12 | 54 | 3 | 69 | GOUVY | |
| 2 | 1 | - | - | 1 | 3 | - | - | 3 | 38 | 5 | 46 | HOUFFALIZE | |
| 2 | 1 | - | - | - | - | - | - | 6 | 21 | 1 | 28 | SAINTE-ODE | |
| 1 | 1 | - | 2 | - | - | - | - | 2 | 18 | 3 | 23 | VAUX-SUR-SURE | |
| 5 | 3 | 3 | 2 | - | - | 2 | - | 15 | 67 | 10 | 92 | VIELSALM | |
| 23 | 20 | 21 | 7 | 6 | 7 | 2 | - | 132 | 467 | 63 | 662 | ARR. MARCHE-EN-FAMENNE | |
| 5 | 3 | 4 | 2 | 2 | 1 | 1 | - | 11 | 85 | 13 | 109 | DURBUY | |
| 1 | 2 | - | - | - | - | - | - | 2 | 8 | 2 | 12 | EREZEE | |
| 3 | 2 | 3 | 1 | 1 | 1 | - | - | 8 | 30 | 8 | 46 | HOTTON | |
| 4 | - | 1 | - | 1 | - | 1 | - | 8 | 31 | 3 | 42 | LA ROCHE-EN-ARDENNE | |
| 3 | 1 | 1 | - | - | - | - | - | 9 | 25 | 2 | 36 | MANHAY | |
| 3 | 5 | 10 | 2 | 1 | 4 | - | - | 84 | 220 | 22 | 326 | MARCHE-EN-FAMENNE | |
| 3 | 1 | 1 | 1 | 1 | 1 | - | - | 9 | 43 | 5 | 57 | NASSOGNE | |
| 1 | 2 | 1 | - | - | - | - | - | - | 15 | 3 | 18 | RENDEUX | |
| - | 4 | - | 1 | - | - | - | - | 1 | 10 | 5 | 16 | TENNEVILLE | |
| 19 | 25 | 20 | 14 | 8 | 7 | 2 | 2 | 99 | 478 | 78 | 655 | ARR. NEUFCHATEAU | |
| 2 | 7 | 6 | 4 | 1 | - | 1 | - | 31 | 78 | 19 | 128 | BERTRIX | |
| 5 | 7 | 3 | 3 | 3 | 2 | - | 1 | 5 | 107 | 19 | 131 | BOUILLON | |
| - | - | - | - | 1 | - | - | - | - | 7 | 1 | 8 | DAVERDISSE | |
| 2 | 1 | - | - | - | 1 | - | - | - | 8 | 2 | 10 | HERBEUMONT | |
| - | - | - | - | 1 | - | - | - | - | 5 | 34 | 40 | LEGLISE | |
| 1 | - | - | - | - | - | - | - | - | 5 | 30 | 35 | LIBIN | |
| - | 3 | 3 | 1 | 1 | - | - | 1 | 13 | 53 | 9 | 75 | LIBRAMONT-CHEVIGNY | |
| 2 | 3 | 3 | - | - | 2 | - | - | 10 | 61 | 8 | 79 | NEUFCHATEAU | |

| N.I.S. BEVOLKING OP 1-1-1994 | TABEL 00.04 B V | | | | | | | | | | | BLZ. 8.- FOL. 1.- |
|------------------------------------|---|-------------|---------------|---------------|---------------|---------------|---------------|---------------|---------------|---------------|---------------|-------------------------------|
| | VREEMDE BEVOLKING NAAR GESLACHT, LEEFTIJDGROEPEN EN LEEFTIJDKlassen - VROUWELIJKE BEVOLKING - | | | | | | | | | | | ALLE ADMINISTRATIEVE EENHEDEN |
| WOONPLAATS | LEEFTIJDGROEP | | | | | | | | | | | |
| | 0-4 JAAR | 5-9 JAAR | 10-14 JAAR | 15-19 JAAR | 20-24 JAAR | 25-29 JAAR | 30-34 JAAR | 35-39 JAAR | 40-44 JAAR | 45-49 JAAR | 50-54 JAAR | 55-59 JAAR |
| PALISEUL | 2 | - | - | 2 | 6 | 5 | 2 | 7 | - | 2 | 2 | 5 |
| SAINT-HUBERT | 5 | 2 | 1 | 4 | 7 | 8 | 6 | 3 | 2 | 5 | 2 | 2 |
| TELLIN | 5 | 6 | 6 | - | - | - | 2 | 2 | 1 | - | - | 1 |
| WELLIN | 2 | 1 | - | 3 | 2 | 1 | 2 | 3 | - | 5 | 1 | - |
| ARR. VIRTON | 46 | 45 | 51 | 67 | 89 | 116 | 87 | 73 | 69 | 60 | 59 | 58 |
| CHINY | 1 | 2 | 1 | 3 | 5 | 7 | 3 | 3 | 2 | 1 | 6 | 2 |
| ETALLE | 1 | 4 | 4 | 5 | 1 | 7 | 7 | 3 | 4 | 2 | 1 | 3 |
| FLORENVILLE | 5 | 1 | 4 | 3 | 15 | 16 | 10 | 6 | 11 | 10 | 10 | 11 |
| HABAY | 2 | 2 | 3 | 5 | 6 | 13 | 8 | 4 | 6 | 5 | 2 | - |
| MEIX-DEVANT-VIRTON | 2 | - | 2 | 6 | - | 7 | 4 | 3 | 3 | 5 | 6 | 2 |
| MUSSON | 7 | 7 | 7 | 9 | 12 | 13 | 10 | 13 | 8 | 14 | 6 | 12 |
| ROUVROY | 2 | 3 | 4 | 6 | 5 | 9 | 9 | 4 | 7 | 3 | 4 | 2 |
| SAINT-LEGER | 5 | 1 | 2 | 2 | 3 | 6 | 5 | 6 | 1 | 5 | 1 | 3 |
| TINTIGNY | 1 | 1 | 1 | - | 5 | 10 | 1 | 2 | 2 | 3 | 1 | 3 |
| VIRTON | 20 | 24 | 23 | 28 | 37 | 28 | 30 | 29 | 25 | 12 | 22 | 20 |
| PROV. NAMEN | 366 | 436 | 480 | 653 | 900 | 995 | 898 | 722 | 630 | 482 | 425 | 448 |
| ARR. DINANT | 62 | 54 | 47 | 70 | 145 | 162 | 156 | 94 | 82 | 79 | 71 | 64 |
| ANHEE | 3 | 2 | 2 | 5 | 7 | 11 | 8 | 5 | 5 | 6 | 5 | 8 |
| BEAURAING | 3 | 2 | 3 | 3 | 12 | 16 | 9 | 3 | 8 | 5 | 9 | 7 |
| BIEVRE | 1 | 2 | 3 | 3 | 4 | 6 | 9 | 1 | 3 | 3 | 2 | 1 |
| CINEY | 9 | 3 | 5 | 7 | 15 | 30 | 10 | 16 | 2 | 9 | 6 | 9 |
| DINANT | 12 | 9 | 6 | 17 | 29 | 25 | 29 | 18 | 21 | 15 | 4 | 7 |
| GEDINNE | 1 | 2 | - | - | 7 | 6 | 2 | 4 | - | 3 | - | 1 |
| HAMOIS | - | - | 7 | 3 | 1 | 2 | 11 | 5 | 2 | - | 2 | 2 |
| HASTIERE | 3 | 6 | 5 | 11 | 8 | 13 | 9 | 14 | 10 | 12 | 12 | 6 |
| HAVELANGE | - | 2 | 1 | - | 3 | 4 | 5 | 2 | 1 | 2 | 1 | 2 |
| HOUVET | 2 | 4 | 1 | 1 | 6 | 12 | 7 | 3 | 3 | - | 4 | 3 |
| ONHAYE | 2 | 1 | 1 | 2 | 4 | 3 | 4 | 2 | 1 | 3 | 1 | - |
| ROCHEFORT | 8 | 8 | 4 | 5 | 19 | 8 | 23 | 5 | 13 | 3 | 5 | 4 |
| SOMME-LEUZE | 5 | 4 | 1 | 2 | 2 | 4 | 3 | 5 | 3 | 2 | 2 | 2 |
| VRESSE-SUR-SEMOIS | 3 | 1 | 2 | 2 | 13 | 9 | 11 | 3 | 6 | 4 | 9 | 4 |
| VVOIR | 10 | 8 | 6 | 9 | 15 | 13 | 16 | 8 | 4 | 12 | 9 | 8 |
| ARR. NAMEN | 285 | 352 | 392 | 522 | 678 | 745 | 667 | 547 | 453 | 334 | 308 | 331 |
| ANDENNE | 39 | 31 | 48 | 61 | 48 | 52 | 56 | 52 | 26 | 44 | 42 | 32 |
| ASSESE | - | - | 2 | 1 | 3 | 5 | 2 | 3 | 1 | 2 | - | 3 |
| EGHEZEE | 1 | 2 | 2 | 5 | 5 | 10 | 13 | 7 | 7 | 2 | 5 | 7 |
| FERNELMONT | 3 | 1 | 1 | 4 | 2 | 1 | 5 | 4 | 2 | 4 | 1 | 2 |
| FLOREFFE | 2 | 4 | 2 | 4 | 6 | 12 | 7 | 5 | 4 | 1 | 7 | 7 |
| FOSSÉS-LA-VILLE | 1 | - | 2 | 4 | 7 | 14 | 11 | 6 | 5 | 9 | 2 | 3 |
| GEMBLoux | 15 | 27 | 15 | 21 | 64 | 54 | 58 | 33 | 26 | 19 | 17 | 16 |
| GESVES | - | 4 | 1 | 3 | 1 | 6 | 7 | 4 | 1 | - | 2 | 1 |
| JEMEPPE-SUR-SAMBRE | 3 | 9 | 8 | 21 | 23 | 22 | 37 | 28 | 25 | 27 | 12 | 17 |
| LA BRUYERE | - | 1 | - | 5 | 2 | 2 | 6 | 5 | 3 | 1 | - | 3 |
| METTET | 2 | - | 2 | 7 | 12 | 14 | 11 | 8 | 7 | 5 | 5 | 9 |
| NAMEN | 175 | 210 | 231 | 271 | 370 | 391 | 299 | 220 | 201 | 117 | 130 | 117 |
| OHEY | 1 | 1 | - | 1 | 3 | 9 | 1 | 4 | 2 | 1 | 3 | 1 |
| PROFONDEVILLE | 3 | 8 | 5 | 8 | 10 | 7 | 10 | 11 | 9 | 11 | 7 | 6 |
| SAMBREVILLE | 35 | 45 | 65 | 94 | 115 | 135 | 121 | 138 | 119 | 85 | 70 | 103 |
| SOMBREFFE | 5 | 9 | 8 | 12 | 7 | 11 | 23 | 19 | 15 | 6 | 5 | 4 |
| ARR. PHILIPPEVILLE | 19 | 30 | 41 | 61 | 77 | 88 | 75 | 81 | 95 | 69 | 46 | 53 |
| CERFONTAINE | - | - | 1 | - | 2 | 5 | - | 1 | 5 | 1 | 2 | 5 |
| COUVIN | 5 | 9 | 9 | 15 | 22 | 28 | 25 | 15 | 23 | 17 | 9 | 17 |
| DOISCHE | 1 | 8 | - | 3 | 4 | 7 | 3 | 3 | 1 | 4 | 5 | 3 |
| FLORENNES | 2 | 5 | 3 | 7 | 11 | 7 | 8 | 16 | 10 | 7 | 3 | 1 |
| PHILIPPEVILLE | 5 | 3 | 7 | 4 | 7 | 9 | 14 | 11 | 11 | 9 | 7 | 8 |
| VIROINVAL | 3 | 2 | 8 | 7 | 14 | 11 | 7 | 10 | 14 | 11 | 6 | 4 |
| WALCOURT | 3 | 3 | 13 | 25 | 17 | 21 | 18 | 25 | 31 | 20 | 14 | 15 |

| N.I.S. | | TABEL 00.04 B V | | | | | | | BLZ. 8.- FOL. 2.- | | | ALLE ADMINISTRATIEVE EENHEDEN | |
|-----------------------|------------|---|------------|------------|------------|------------|-----------------|----------------|-------------------|-----------------|----------|-------------------------------|---------------------------|
| BEVOLKING OP 1-1-1994 | | VREEMDE BEVOLKING NAAR GESLACHT, LEEFTIJDGROEPEN EN LEEFTIJDKlassen | | | | | | | | | | | - VROUWELIJKE BEVOLKING - |
| LEEFTIJDGROEP | | | | | | | | LEEFTIJDKlasse | | | ALGEMEEN | WOONPLAATS | |
| 60-64 JAAR | 65-69 JAAR | 70-74 JAAR | 75-79 JAAR | 80-84 JAAR | 85-89 JAAR | 90-94 JAAR | 95 JAAR EN MEER | 0-14 JAAR | 15-64 JAAR | 65 JAAR EN MEER | TOTAAL | | |
| 1 | - | 4 | 1 | 1 | - | - | - | 2 | 32 | 6 | 40 | PALISEUL | |
| 1 | - | 1 | 2 | - | - | 2 | - | 8 | 40 | 5 | 53 | SAINT-HUBERT | |
| 2 | 2 | - | - | - | - | - | 1 | 17 | 8 | 3 | 28 | TELLIN | |
| 3 | 2 | - | 3 | - | - | - | - | 3 | 20 | 5 | 28 | WELLIN | |
| 43 | 55 | 46 | 15 | 21 | 8 | 4 | 1 | 142 | 721 | 150 | 1.013 | ARR. VIRTON | |
| 6 | - | 4 | 3 | 2 | - | - | - | 4 | 38 | 9 | 51 | CHINY | |
| - | 2 | - | - | 1 | 1 | - | - | 9 | 33 | 4 | 46 | ETALLE | |
| 5 | 8 | 12 | 1 | 5 | 1 | - | - | 10 | 97 | 27 | 134 | FLORENVILLE | |
| 3 | 5 | 3 | 2 | - | 1 | - | - | 7 | 52 | 11 | 70 | HABAY | |
| - | 4 | 2 | - | - | - | - | - | 4 | 36 | 6 | 46 | MEIX-DEVANT-VIRTON | |
| 6 | 8 | 4 | 3 | 3 | - | - | - | 21 | 103 | 18 | 142 | MUSSON | |
| 8 | 5 | 2 | 1 | 2 | 1 | - | - | 9 | 57 | 11 | 77 | ROUVROY | |
| 2 | 4 | 3 | - | 2 | 1 | - | - | 8 | 34 | 10 | 52 | SAINT-LEGER | |
| 2 | - | 4 | 1 | 2 | - | - | - | 3 | 29 | 7 | 39 | TINTIGNY | |
| 11 | 19 | 12 | 4 | 4 | 3 | 4 | 1 | 67 | 242 | 47 | 356 | VIRTON | |
| 492 | 429 | 350 | 178 | 170 | 68 | 21 | 7 | 1.282 | 6.645 | 1.223 | 9.150 | PROV. NAMEN | |
| 65 | 61 | 63 | 36 | 31 | 17 | 6 | 3 | 163 | 988 | 217 | 1.368 | ARR. DINANT | |
| 5 | 4 | 8 | 4 | 3 | 1 | - | - | 7 | 65 | 20 | 92 | ANHEE | |
| 9 | 8 | 3 | 4 | 3 | 1 | 1 | - | 8 | 81 | 20 | 109 | BEAURAING | |
| 1 | 2 | 3 | - | - | - | - | - | 6 | 33 | 5 | 44 | BIEVRE | |
| 10 | 8 | 7 | 4 | 7 | 3 | 1 | 2 | 17 | 114 | 32 | 163 | CINEY | |
| 12 | 5 | 11 | 6 | 3 | - | - | - | 27 | 177 | 25 | 229 | DINANT | |
| 3 | 5 | 5 | - | 1 | 1 | 1 | - | 3 | 26 | 13 | 42 | GEDINNE | |
| 4 | 2 | - | 1 | - | 1 | - | - | 7 | 32 | 4 | 43 | HAMOIS | |
| 5 | 6 | 8 | 3 | 3 | 5 | 1 | - | 14 | 100 | 26 | 140 | HASTIERE | |
| - | - | 1 | 2 | - | 1 | - | - | 3 | 20 | 4 | 27 | HAVELANGE | |
| 1 | 5 | 2 | 1 | 1 | - | - | 1 | 7 | 40 | 10 | 57 | HOUYET | |
| - | - | 2 | 1 | - | - | - | - | 4 | 20 | 3 | 27 | ONHAYE | |
| 4 | 9 | 6 | 3 | 2 | 2 | 2 | - | 20 | 89 | 24 | 133 | ROCHFORT | |
| 2 | - | 3 | 1 | 1 | - | - | - | 10 | 27 | 5 | 42 | SOMME-LEUZE | |
| 1 | 1 | - | 1 | 3 | 1 | - | - | 6 | 62 | 6 | 74 | VRESSE-SUR-SEMOIS | |
| 8 | 6 | 4 | 5 | 4 | 1 | - | - | 24 | 102 | 20 | 146 | YVOIR | |
| 372 | 309 | 239 | 111 | 108 | 40 | 12 | 4 | 1.029 | 4.957 | 823 | 6.809 | ARR. NAMEN | |
| 39 | 40 | 30 | 17 | 16 | 6 | 1 | - | 118 | 452 | 110 | 680 | ANDENNE | |
| 2 | 1 | - | - | 1 | - | - | - | 2 | 22 | 2 | 26 | ASSESE | |
| 6 | 1 | 2 | 3 | 4 | 1 | - | - | 5 | 67 | 11 | 83 | EGHEZEE | |
| 1 | 3 | 3 | 1 | 1 | - | - | - | 5 | 26 | 8 | 39 | FERNELMONT | |
| 7 | 9 | 5 | 2 | 4 | - | - | - | 8 | 60 | 20 | 88 | FLOREFFE | |
| 9 | 9 | 5 | 1 | 1 | 1 | - | 1 | 3 | 70 | 18 | 91 | FOSES-LA-VILLE | |
| 13 | 12 | 9 | 7 | 3 | 1 | 1 | 1 | 57 | 321 | 34 | 412 | GEMBLoux | |
| 1 | 2 | - | 1 | - | 1 | - | - | 5 | 26 | 4 | 35 | GESVES | |
| 25 | 12 | 15 | 3 | 3 | 1 | 1 | - | 20 | 237 | 35 | 292 | JEMEPE-SUR-SAMBRE | |
| 3 | 3 | 1 | 1 | - | 1 | - | - | 1 | 30 | 6 | 37 | LA BRUYERE | |
| 15 | 11 | 5 | 3 | 8 | - | - | 1 | 4 | 93 | 28 | 125 | METTET | |
| 111 | 82 | 80 | 39 | 34 | 21 | 7 | 1 | 616 | 2.227 | 264 | 3.107 | NAMEN | |
| - | 4 | 2 | 1 | 2 | 1 | - | - | 2 | 25 | 10 | 37 | OHEY | |
| 7 | 3 | 9 | 2 | 1 | 2 | 1 | - | 16 | 86 | 18 | 120 | PROFONDEVILLE | |
| 128 | 109 | 69 | 28 | 27 | 4 | 1 | - | 145 | 1.108 | 238 | 1.491 | SAMBREVILLE | |
| 5 | 8 | 4 | 2 | 3 | - | - | - | 22 | 107 | 17 | 146 | SOMBREFFE | |
| 55 | 59 | 48 | 31 | 31 | 11 | 3 | - | 90 | 700 | 183 | 973 | ARR. PHILIPPEVILLE | |
| 1 | - | 2 | 2 | 1 | - | - | - | 1 | 22 | 5 | 28 | CERFONTAINE | |
| 16 | 17 | 15 | 7 | 8 | 4 | 1 | - | 23 | 187 | 52 | 262 | COUVIN | |
| 1 | 1 | 1 | 2 | 1 | 1 | - | - | 9 | 34 | 6 | 49 | DOISCHE | |
| 7 | 7 | 5 | 4 | 4 | 1 | - | - | 10 | 77 | 21 | 108 | FLORENNES | |
| 7 | 9 | 7 | 5 | 7 | 4 | 1 | - | 15 | 87 | 33 | 135 | PHILIPPEVILLE | |
| 8 | 6 | 5 | 1 | 2 | - | - | - | 13 | 92 | 14 | 119 | VIROINVAL | |
| 15 | 19 | 13 | 10 | 8 | 1 | 1 | - | 19 | 201 | 52 | 272 | WALCOURT | |

| N.I.S. BEVOLKING OP 1-1-1994 | TABEL OO.04 B V | | | | | | | | | | | BLZ. 9.- FOL. 1.- |
|------------------------------------|---|-------------|---------------|---------------|---------------|---------------|---------------|---------------|---------------|---------------|---------------|-------------------------------|
| | VREEMDE BEVOLKING NAAR GESLACHT, LEEFTIJDGROEPEN EN LEEFTIJDKlassen - VROUWELIJKE BEVOLKING - | | | | | | | | | | | ALLE ADMINISTRATIEVE EENHEDEN |
| WOONPLAATS | LEEFTIJDGROEP | | | | | | | | | | | |
| | 0-4 JAAR | 5-9 JAAR | 10-14 JAAR | 15-19 JAAR | 20-24 JAAR | 25-29 JAAR | 30-34 JAAR | 35-39 JAAR | 40-44 JAAR | 45-49 JAAR | 50-54 JAAR | 55-59 JAAR |
| PROV. OOST-VLAANDEREN | 1.836 | 1.661 | 1.764 | 1.665 | 1.846 | 2.143 | 1.781 | 1.319 | 963 | 716 | 561 | 427 |
| ARR. AALST | 121 | 100 | 95 | 86 | 111 | 197 | 141 | 107 | 64 | 52 | 35 | 45 |
| AALST | 65 | 45 | 59 | 49 | 56 | 88 | 66 | 55 | 26 | 26 | 20 | 27 |
| DENDERLEEUV | 1 | - | 2 | 6 | 5 | 5 | 8 | - | 3 | 5 | 2 | 1 |
| ERPE-MERE | 5 | 5 | 2 | 2 | 5 | 10 | 5 | 2 | 4 | 2 | 2 | 2 |
| GERAARDSBERGEN | 13 | 10 | 4 | 12 | 14 | 29 | 17 | 14 | 11 | 5 | 3 | 5 |
| HAALTERT | 5 | 7 | 2 | 2 | 4 | 7 | 6 | 4 | 3 | - | - | 1 |
| HERZELE | 2 | 3 | - | - | 1 | 2 | 5 | 2 | 1 | - | 1 | - |
| LEDE | 6 | 2 | 2 | 5 | 3 | 7 | 4 | 3 | 2 | 2 | - | 1 |
| NINOVE | 23 | 25 | 23 | 8 | 21 | 36 | 25 | 27 | 11 | 11 | 6 | 7 |
| SINT-LIEVENS-HOUTEM | - | 2 | 1 | 1 | - | 4 | 2 | - | 1 | - | - | - |
| ZOTTEGEM | 1 | 1 | - | 1 | 2 | 9 | 3 | - | 2 | 1 | 1 | 1 |
| ARR. DENDERMONDE | 186 | 156 | 180 | 150 | 164 | 165 | 131 | 127 | 93 | 50 | 45 | 33 |
| BERLARE | - | 1 | - | 1 | 4 | 2 | 5 | 2 | 2 | 1 | 3 | 3 |
| BUGGENHOUT | 1 | 5 | 4 | 5 | 3 | 4 | 5 | 9 | 1 | 2 | 1 | 2 |
| DENDERMONDE | 26 | 17 | 23 | 31 | 27 | 26 | 22 | 28 | 11 | 11 | 8 | 5 |
| HAMME | 44 | 35 | 29 | 24 | 37 | 36 | 12 | 19 | 13 | 12 | 8 | 1 |
| LAARNE | 2 | 6 | 5 | 5 | 2 | 5 | 3 | 5 | 4 | 1 | 2 | - |
| LEBBEKE | 11 | 8 | 10 | 9 | 5 | 11 | 5 | 3 | 7 | - | 2 | 1 |
| WAASMUNSTER | 6 | 15 | 10 | 6 | 2 | 10 | 9 | 10 | 5 | 2 | 6 | 1 |
| WETTEREN | 27 | 22 | 28 | 9 | 16 | 16 | 21 | 23 | 13 | 3 | 1 | 6 |
| WICHELEN | 2 | 2 | 5 | 3 | 4 | 1 | 5 | 1 | 6 | 2 | 1 | - |
| ZELE | 67 | 45 | 66 | 57 | 64 | 54 | 44 | 27 | 31 | 16 | 13 | 14 |
| ARR. EEKLO | 27 | 24 | 25 | 30 | 63 | 89 | 72 | 36 | 39 | 41 | 26 | 24 |
| ASSENEDE | 4 | 2 | 3 | 3 | 6 | 14 | 13 | 3 | 6 | 7 | 4 | 4 |
| EEKLO | 6 | 2 | 3 | 4 | 12 | 10 | 12 | 6 | 6 | 3 | - | - |
| KAPRIJKE | - | 1 | 1 | 1 | 2 | 3 | 4 | 2 | 1 | 3 | 1 | 2 |
| MALDEGEM | 5 | 3 | 5 | 4 | 7 | 17 | 16 | 8 | 4 | 8 | 5 | 2 |
| SINT-LAUREINS | 3 | 4 | 1 | 2 | 9 | 7 | 5 | 5 | 4 | 1 | 4 | 3 |
| ZELZATE | 9 | 12 | 12 | 16 | 27 | 38 | 22 | 12 | 18 | 19 | 12 | 13 |
| ARR. GENT | 936 | 798 | 847 | 863 | 1.025 | 1.157 | 970 | 703 | 490 | 366 | 279 | 213 |
| AALTER | - | - | 1 | 1 | 7 | 9 | 4 | 2 | 2 | 1 | 1 | 2 |
| DEINZE | 19 | 13 | 11 | 19 | 19 | 30 | 17 | 19 | 7 | 2 | 11 | 2 |
| DE PINTE | 10 | 5 | 6 | 3 | 4 | 4 | 14 | 8 | 6 | 4 | 4 | 2 |
| DESTELBERGEN | 6 | - | 1 | 2 | 12 | 9 | 11 | 5 | 5 | 1 | 6 | 4 |
| EVERGEM | 2 | 6 | 2 | 6 | 11 | 28 | 9 | 12 | 7 | 8 | 11 | 8 |
| GAVERE | 1 | 1 | - | 1 | 2 | 6 | 3 | 1 | 3 | 2 | 2 | - |
| GENT | 869 | 737 | 797 | 794 | 909 | 981 | 849 | 592 | 421 | 299 | 221 | 174 |
| KNESSELARE | 1 | 1 | - | 1 | 2 | 4 | 1 | 6 | 1 | 2 | - | - |
| LOCHRISTI | 1 | 3 | 3 | 2 | 6 | 5 | 4 | 11 | 1 | 7 | 5 | 1 |
| LOVENDEGEM | 2 | 4 | 1 | 2 | 7 | 4 | 5 | 4 | 4 | 2 | 2 | - |
| MELLE | 3 | 3 | 3 | 4 | 4 | 3 | 3 | 4 | 1 | 2 | 2 | 1 |
| MERELBEKE | 6 | 2 | 2 | 3 | 7 | 9 | 5 | 11 | 4 | 4 | 1 | 1 |
| MOERBEKE | - | 1 | - | 1 | 6 | 11 | 3 | 4 | 4 | 4 | 5 | 3 |
| NAZARETH | - | 3 | 1 | 1 | 2 | 5 | 9 | 1 | 5 | 1 | - | 2 |
| NEVELE | - | - | 1 | - | 3 | 1 | 1 | 3 | - | - | 1 | - |
| OOSTERZELE | - | 2 | 1 | 1 | - | 6 | 4 | 3 | 1 | - | - | 1 |
| SINT-MARTENS-LATEM | 4 | 6 | 7 | 9 | 5 | 12 | 10 | 7 | 7 | 14 | 4 | 9 |
| WAARSCHOOT | 1 | 1 | - | - | - | 5 | 1 | 1 | 1 | - | - | - |
| WACHTEBEKE | 1 | 2 | 4 | 5 | 9 | 11 | 5 | 4 | 7 | 8 | 2 | 1 |
| ZOMERGEM | 2 | - | - | - | - | 5 | 2 | - | 1 | 1 | - | - |
| ZULTE | 8 | 8 | 6 | 8 | 10 | 9 | 10 | 5 | 2 | 4 | 1 | 2 |
| ARR. OUDENAARDE | 114 | 138 | 115 | 83 | 87 | 112 | 127 | 77 | 72 | 35 | 29 | 21 |
| BRAKEL | 2 | 4 | 3 | 3 | 1 | 5 | 5 | 3 | 2 | - | - | - |
| HOREBEKE | - | - | 1 | - | 1 | 1 | - | 1 | 1 | - | - | - |
| KLUISBERGEN | - | 1 | - | - | 2 | 1 | 3 | - | 3 | - | 3 | 1 |
| KRUISSHOUTEM | - | 3 | - | 2 | 3 | 1 | 2 | 2 | 1 | 4 | - | 2 |
| LIERDE | - | - | 1 | 1 | - | 3 | 2 | - | 1 | 1 | - | 1 |
| MAARKEDAL | 1 | - | - | 1 | - | - | 2 | 1 | 3 | 1 | 1 | - |
| OUDENAARDE | 10 | 12 | 9 | 5 | 12 | 24 | 22 | 6 | 11 | 4 | 4 | 4 |

| N.I.S. BEVOLKING OP 1-1-1994 | | TABEL 00.04 B V VREEMDE BEVOLKING NAAR GESLACHT, LEEFTIJDGROEPEN EN LEEFTIJDKlassen - VROUWELIJKE BEVOLKING - | | | | | | | BLZ. 9.- FOL. 2.- | | | ALLE ADMINISTRATIEVE EENHEDEN |
|------------------------------------|---------------|--|---------------|---------------|---------------|---------------|--------------------|----------------|-------------------|--------------------|----------|-------------------------------|
| LEEFTIJDGROEP | | | | | | | | LEEFTIJDKlasse | | | ALGEMEEN | WOONPLAATS |
| 60-64 JAAR | 65-69 JAAR | 70-74 JAAR | 75-79 JAAR | 80-84 JAAR | 85-89 JAAR | 90-94 JAAR | 95 JAAR EN MEER | 0-14 JAAR | 15-64 JAAR | 65 JAAR EN MEER | TOTAAL | |
| 330 | 291 | 283 | 114 | 113 | 59 | 20 | 10 | 5.261 | 11.751 | 890 | 17.902 | PROV. OOST-VLAANDEREN |
| 32 | 31 | 29 | 14 | 8 | 4 | 3 | 1 | 316 | 870 | 90 | 1.276 | ARR. AALST |
| 18 | 9 | 10 | 5 | 3 | 2 | 3 | 1 | 169 | 431 | 33 | 633 | AALST |
| - | 2 | 3 | 1 | - | - | - | - | 3 | 35 | 6 | 44 | DENDERLEEUEW |
| - | 2 | - | - | 1 | - | - | - | 12 | 34 | 3 | 49 | ERPE-MERE |
| 2 | 3 | 4 | 2 | 1 | 1 | - | - | 27 | 112 | 11 | 150 | GERAARDSBERGEN |
| 1 | 2 | 2 | 1 | 1 | - | - | - | 14 | 28 | 6 | 48 | HAALBERT |
| 2 | 1 | 2 | - | - | - | - | - | 5 | 14 | 3 | 22 | HERZELE |
| 2 | 4 | - | 4 | 1 | - | - | - | 10 | 29 | 9 | 48 | LEDE |
| 5 | 5 | 8 | - | - | 1 | - | - | 71 | 157 | 14 | 242 | NINOVE |
| - | - | - | - | - | - | - | - | 3 | 8 | - | 11 | SINT-LIEVENS-HOUTEM |
| 2 | 3 | - | 1 | 1 | - | - | - | 2 | 22 | 5 | 29 | ZOTTEGEM |
| 28 | 29 | 18 | 7 | 6 | 2 | 3 | - | 522 | 986 | 65 | 1.573 | ARR. DENDERMONDE |
| 2 | - | 2 | 1 | - | - | - | - | 1 | 25 | 3 | 29 | BERLARE |
| 2 | 4 | 1 | - | - | - | - | - | 10 | 34 | 5 | 49 | BUGGENHOUT |
| 2 | 8 | 6 | 3 | 1 | 1 | 1 | - | 66 | 171 | 20 | 257 | DENDERMONDE |
| 4 | 2 | 1 | 2 | - | - | - | - | 108 | 166 | 5 | 279 | HAMME |
| 1 | 1 | 1 | - | 1 | - | - | - | 13 | 28 | 3 | 44 | LAARNE |
| 6 | 2 | 1 | - | - | 1 | - | - | 29 | 49 | 4 | 82 | LEBBEKE |
| - | 5 | 1 | - | 2 | - | - | - | 31 | 51 | 8 | 90 | WAASMUNSTER |
| 6 | 1 | 3 | 1 | - | - | 2 | - | 77 | 114 | 7 | 198 | WETTEREN |
| - | 1 | - | - | - | - | - | - | 9 | 23 | 1 | 33 | WICHELEN |
| 5 | 5 | 2 | - | 2 | - | - | - | 178 | 325 | 9 | 512 | ZELE |
| 19 | 33 | 27 | 10 | 10 | 6 | 1 | 1 | 76 | 439 | 88 | 603 | ARR. EEKLO |
| 3 | 3 | 4 | 1 | 1 | 2 | - | - | 9 | 63 | 11 | 83 | ASSENEDE |
| 3 | 5 | 4 | 2 | 4 | 1 | 1 | 1 | 11 | 56 | 18 | 85 | EEKLO |
| - | 3 | 2 | - | - | - | - | - | 2 | 19 | 5 | 26 | KAPRIJKE |
| 4 | 5 | 4 | 1 | 1 | 1 | - | - | 13 | 75 | 12 | 100 | MALDEGEM |
| - | 4 | 4 | 2 | 2 | 1 | - | - | 8 | 40 | 13 | 61 | SINT-LAUREINS |
| 9 | 13 | 9 | 4 | 2 | 1 | - | - | 33 | 186 | 29 | 248 | ZELZATE |
| 162 | 129 | 133 | 61 | 63 | 36 | 10 | 5 | 2.581 | 6.228 | 437 | 9.246 | ARR. GENT |
| 3 | - | 1 | - | 1 | - | - | - | 1 | 32 | 2 | 35 | AALTER |
| 5 | 3 | 2 | 3 | 2 | 2 | - | - | 43 | 131 | 12 | 186 | DEINZE |
| - | 3 | 2 | 1 | - | - | - | - | 21 | 49 | 6 | 76 | DE PINTE |
| 2 | 4 | 1 | 1 | 2 | 1 | - | - | 7 | 57 | 9 | 73 | DESTELBERGEN |
| 4 | 4 | 2 | 2 | 2 | 4 | 1 | - | 10 | 104 | 15 | 129 | EVERGEM |
| - | 1 | 2 | - | 1 | - | - | - | 2 | 20 | 4 | 26 | GAVERE |
| 125 | 98 | 96 | 41 | 41 | 22 | 5 | 2 | 2.403 | 5.365 | 305 | 8.073 | GENT |
| - | 1 | 1 | - | - | - | - | - | 2 | 17 | 2 | 21 | KNESSELARE |
| 6 | 2 | - | 4 | 3 | 2 | - | 1 | 7 | 48 | 12 | 67 | LOCHRISTI |
| 2 | - | 2 | 1 | 2 | - | 1 | - | 7 | 32 | 6 | 45 | LOVENDEGEM |
| 1 | - | 3 | 1 | 4 | 1 | - | - | 9 | 25 | 9 | 43 | MELLE |
| 3 | 2 | 3 | 1 | 1 | 1 | - | - | 10 | 48 | 8 | 66 | MERELBEKE |
| 3 | 4 | 3 | - | 1 | - | - | - | 1 | 44 | 8 | 53 | MOERBEKE |
| 1 | - | 2 | 2 | - | - | 1 | 1 | 4 | 27 | 6 | 37 | NAZARETH |
| - | - | 1 | 1 | - | 1 | - | - | 1 | 9 | 3 | 13 | NEVELE |
| - | - | 1 | - | - | 1 | 1 | - | 3 | 16 | 3 | 22 | OOSTERZELE |
| 4 | 6 | 1 | - | - | 1 | - | 1 | 17 | 81 | 9 | 107 | SINT-MARTENS-LATEM |
| - | - | 3 | - | - | - | - | - | 2 | 8 | 3 | 13 | WAARSCHOOT |
| 2 | 1 | 5 | 1 | 3 | - | 1 | - | 7 | 54 | 11 | 72 | WACHTBEKE |
| - | - | 1 | 1 | - | - | - | - | 2 | 9 | 2 | 13 | ZOMERGEM |
| 1 | - | 1 | 1 | - | - | - | - | 22 | 52 | 2 | 76 | ZULTE |
| 23 | 16 | 20 | 7 | 11 | 3 | 1 | - | 367 | 666 | 58 | 1.091 | ARR. OUDENAARDE. |
| 4 | - | 1 | - | 1 | - | - | - | 9 | 23 | 2 | 34 | BRAKEL |
| - | 1 | 1 | - | 1 | - | - | - | 1 | 4 | 3 | 8 | HOREBEKE |
| - | 1 | - | - | - | - | - | - | 1 | 13 | 1 | 15 | KLUISSBERGEN |
| 2 | - | - | - | - | - | - | - | 3 | 19 | - | 22 | KRUISSHOUTEM |
| - | - | - | - | - | - | - | - | 1 | 9 | - | 10 | LIERDE |
| 2 | - | 1 | - | - | - | - | - | 1 | 11 | 1 | 13 | MAARKEDAL |
| 1 | 1 | 3 | - | 2 | 1 | - | - | 31 | 93 | 7 | 131 | OUDENAARDE |

| N.I.S. BEVOLKING OP 1-1-1994 | TABEL OO.04 B V | | | | | | | | | | | BLZ. 10.- FOL. 1.- |
|------------------------------------|---|-------------|---------------|---------------|---------------|---------------|---------------|---------------|---------------|---------------|---------------|-------------------------------|
| | VREEMDE BEVOLKING NAAR GESLACHT, LEEFTIJDGROEPEN EN LEEFTIJDKlassen - VROUWELIJKE BEVOLKING - | | | | | | | | | | | ALLE ADMINISTRATIEVE EENHEDEN |
| WOONPLAATS | LEEFTIJDGROEP | | | | | | | | | | | |
| | 0-4 JAAR | 5-9 JAAR | 10-14 JAAR | 15-19 JAAR | 20-24 JAAR | 25-29 JAAR | 30-34 JAAR | 35-39 JAAR | 40-44 JAAR | 45-49 JAAR | 50-54 JAAR | 55-59 JAAR |
| RONSE | 99 | 117 | 98 | 69 | 62 | 72 | 83 | 62 | 47 | 23 | 20 | 13 |
| WORTEGEM-PETEGEM | - | - | - | - | - | 1 | 2 | - | - | - | - | - |
| ZINGEM | 1 | - | - | 1 | 3 | 3 | 3 | 2 | 2 | 1 | - | - |
| ZWALM | 1 | 1 | 3 | 1 | 3 | 1 | 2 | 1 | 1 | 1 | 1 | - |
| ARR. SINT-NIKLAAS | 452 | 445 | 502 | 453 | 396 | 423 | 340 | 269 | 205 | 172 | 147 | 91 |
| BEVEREN | 7 | 9 | 9 | 15 | 32 | 39 | 30 | 16 | 16 | 18 | 13 | 7 |
| KRUIBEKE | 22 | 10 | 12 | 11 | 12 | 12 | 12 | 4 | 7 | 3 | 4 | 4 |
| LOKEREN | 140 | 156 | 179 | 152 | 115 | 104 | 77 | 69 | 58 | 45 | 34 | 20 |
| SINT-GILLIS-WAAS | 16 | 15 | 17 | 21 | 17 | 31 | 29 | 10 | 11 | 13 | 15 | 6 |
| SINT-NIKLAAS | 186 | 158 | 202 | 157 | 149 | 152 | 116 | 100 | 69 | 52 | 44 | 29 |
| STEKENE | 11 | 11 | 10 | 15 | 17 | 32 | 26 | 17 | 9 | 14 | 18 | 14 |
| TEMSE | 70 | 86 | 73 | 82 | 54 | 53 | 50 | 45 | 38 | 23 | 20 | 11 |
| PROV. WEST-VLAANDEREN | 471 | 415 | 383 | 409 | 748 | 958 | 761 | 556 | 515 | 386 | 307 | 287 |
| ARR. BRUGGE | 85 | 66 | 56 | 76 | 214 | 272 | 204 | 119 | 112 | 82 | 86 | 82 |
| BEERNEM | 1 | - | 2 | 3 | 2 | 3 | 6 | 1 | 3 | 1 | 1 | - |
| BLANKENBERGE | 5 | 9 | 1 | 4 | 14 | 21 | 26 | 12 | 7 | 6 | 4 | 9 |
| BRUGGE | 53 | 23 | 32 | 40 | 141 | 167 | 98 | 58 | 58 | 42 | 40 | 34 |
| DAMME | 3 | 2 | - | 2 | 3 | 5 | 3 | 2 | 2 | 2 | - | - |
| JABBEKE | 4 | 4 | 1 | 3 | 6 | 7 | 5 | 3 | 4 | 1 | 3 | 3 |
| KNOKKE-HEIST | 11 | 13 | 16 | 18 | 34 | 53 | 43 | 21 | 33 | 27 | 32 | 29 |
| OOSTKAMP | 4 | 2 | 1 | - | 8 | 4 | 9 | 8 | 1 | 1 | 2 | - |
| TORHOUT | 1 | 9 | 1 | 1 | 4 | 5 | 5 | 5 | - | - | 1 | 1 |
| ZEDELGEM | 2 | 2 | 2 | 5 | 2 | 5 | 7 | 9 | 3 | 1 | 3 | 6 |
| ZUIENKERKE | 1 | 2 | - | - | - | 2 | 2 | - | 1 | 1 | - | - |
| ARR. DIKSMUIDE | 5 | 9 | 7 | 10 | 11 | 17 | 8 | 7 | 11 | 6 | 5 | 5 |
| DIKSMUIDE | 2 | 5 | 4 | 6 | 8 | 9 | 4 | 4 | 7 | - | 1 | 2 |
| HOUTHULST | - | 2 | 1 | 2 | - | 2 | 1 | - | 1 | 2 | 1 | - |
| KOEKELARE | 2 | 2 | 1 | 1 | 1 | 2 | 2 | 1 | - | 1 | - | 2 |
| KORTEMARK | - | - | 1 | 1 | 1 | 4 | 1 | 1 | 3 | 1 | 2 | 1 |
| LO-RENINGE | 1 | - | - | - | 1 | - | - | 1 | - | 2 | 1 | - |
| ARR. IEPER | 40 | 28 | 45 | 38 | 57 | 75 | 54 | 60 | 50 | 52 | 40 | 44 |
| HEUVELLAND | 7 | 6 | 8 | 7 | 6 | 20 | 12 | 13 | 11 | 15 | 7 | 12 |
| IEPER | 10 | 5 | 13 | 12 | 18 | 19 | 12 | 18 | 12 | 14 | 16 | 10 |
| LANGEMARK-POELKAPELLE | 3 | 5 | 2 | - | 3 | 3 | - | 1 | 2 | 1 | 1 | 1 |
| MESEN | 2 | 3 | 3 | 2 | 5 | 2 | 1 | 3 | 4 | 1 | 2 | 1 |
| POPERINGE | 4 | 3 | 10 | 8 | 9 | 10 | 17 | 7 | 9 | 6 | 3 | 6 |
| VLETEREN | - | - | 1 | 1 | - | - | - | 1 | 1 | - | 2 | - |
| WERVIK | 11 | 6 | 6 | 7 | 12 | 19 | 10 | 13 | 10 | 13 | 8 | 13 |
| ZONNEBEKE | 3 | - | 2 | 1 | 4 | 2 | 2 | 4 | 1 | 2 | 1 | 1 |
| ARR. KORTRIJK | 197 | 162 | 155 | 147 | 219 | 281 | 217 | 169 | 161 | 114 | 85 | 70 |
| ANZEGEM | - | - | 3 | 3 | 2 | 5 | 3 | - | 1 | 1 | 4 | - |
| AVELGEM | 7 | 6 | 3 | 4 | 2 | 7 | 10 | 3 | 3 | 4 | 1 | 1 |
| DEERLIJK | 2 | 1 | 2 | 1 | 3 | 1 | 1 | 2 | 2 | - | 2 | - |
| HARELBEKE | 7 | 12 | 9 | 3 | 12 | 22 | 15 | 14 | 7 | 7 | 2 | 1 |
| KORTRIJK | 99 | 73 | 55 | 73 | 78 | 120 | 79 | 67 | 70 | 37 | 19 | 22 |
| KUURNE | 5 | 5 | 3 | 2 | 8 | 9 | 8 | 8 | 11 | 3 | 3 | 2 |
| LENDELEDE | 1 | 2 | 2 | 2 | 3 | 5 | 1 | 1 | - | 1 | - | - |
| MENEN | 29 | 22 | 32 | 26 | 51 | 59 | 36 | 35 | 44 | 41 | 40 | 33 |
| SPIERE-HELKIJN | 2 | 1 | 2 | 6 | 3 | 5 | 1 | 6 | - | 2 | 1 | 2 |
| WAREGEM | 30 | 24 | 30 | 17 | 32 | 30 | 38 | 14 | 12 | 9 | 4 | 6 |
| WEVELGEM | 10 | 9 | 6 | 7 | 13 | 9 | 15 | 8 | 8 | 6 | 5 | 2 |
| ZWEVEGEM | 5 | 7 | 8 | 3 | 12 | 9 | 10 | 11 | 3 | 3 | 4 | 1 |
| ARR. OOSTENDE | 54 | 60 | 53 | 51 | 107 | 140 | 130 | 117 | 88 | 60 | 45 | 42 |
| BREDENE | 3 | 4 | 2 | 5 | 5 | 11 | 15 | 10 | 3 | 4 | 6 | - |
| DE HAAN | 3 | 7 | 5 | 2 | 7 | 10 | 14 | 6 | 8 | 9 | 8 | 3 |
| GISTEL | 1 | 1 | - | 1 | 4 | 4 | 2 | 2 | 3 | 3 | 1 | 2 |
| ICHTEGEM | 2 | 3 | 5 | 2 | 2 | 4 | 3 | 2 | 4 | 1 | 1 | 2 |
| MIDDELKERKE | 4 | 2 | 6 | 4 | 15 | 15 | 12 | 19 | 5 | 5 | 4 | 7 |
| OOSTENDE | 38 | 41 | 33 | 35 | 71 | 92 | 82 | 76 | 64 | 35 | 25 | 26 |
| OUDENBURG | 3 | 2 | 2 | 2 | 3 | 4 | 2 | 2 | 1 | 3 | - | 2 |

| N.I.S. BEVOLKING OP 1-1-1994 | | TABEL 00.04 B V | | | | | | | BLZ. 10.- FDL. 2.- | | | ALLE ADMINISTRATIEVE EENHEDEN | |
|---|---------------|-----------------|---------------|---------------|---------------|---------------|--------------------|----------------|--------------------|--------------------|---------------|-------------------------------|--|
| VREEMDE BEVOLKING NAAR GESLACHT, LEEFTIJDGROEPEN EN LEEFTIJDKLASSEN - VROUWELIJKE BEVOLKING - | | | | | | | | | | | | | |
| LEEFTIJDGROEP | | | | | | | | LEEFTIJDKLASSE | | | ALGE- MEEN | WOONPLAATS | |
| 60-64 JAAR | 65-69 JAAR | 70-74 JAAR | 75-79 JAAR | 80-84 JAAR | 85-89 JAAR | 90-94 JAAR | 95 JAAR EN MEER | 0-14 JAAR | 15-64 JAAR | 65 JAAR EN MEER | TOTAAL | | |
| 14 | 13 | 13 | 7 | 7 | 2 | 1 | - | 314 | 465 | 43 | 822 | RONSE | |
| - | - | 1 | - | - | - | - | - | - | 3 | 1 | 4 | WORTEGEM-PETEGEM | |
| - | - | - | - | - | - | - | - | 1 | 15 | - | 16 | ZINGEM | |
| - | - | - | - | - | - | - | - | 5 | 11 | - | 16 | ZWALM | |
| 66 | 53 | 56 | 15 | 15 | 8 | 2 | 3 | 1.399 | 2.562 | 152 | 4.113 | ARR. SINT-NIKLAAS | |
| 10 | 8 | 7 | 2 | 3 | - | - | 1 | 25 | 196 | 21 | 242 | BEVEREN | |
| 1 | 2 | 1 | - | - | 1 | - | - | 44 | 78 | 4 | 126 | KRUIBEKE | |
| 12 | 9 | 8 | 2 | 1 | 1 | - | - | 475 | 686 | 21 | 1.182 | LOKEREN | |
| 3 | 5 | 7 | 1 | 2 | - | - | 1 | 48 | 156 | 16 | 220 | SINT-GILLIS-WAAS | |
| 18 | 19 | 18 | 6 | 5 | 5 | 2 | 1 | 546 | 886 | 56 | 1.488 | SINT-NIKLAAS | |
| 12 | 6 | 9 | 3 | 2 | 1 | - | - | 32 | 174 | 21 | 227 | STEKENE | |
| 10 | 4 | 6 | 1 | 2 | - | - | - | 229 | 386 | 13 | 628 | TEMSE | |
| 268 | 324 | 316 | 186 | 176 | 87 | 32 | 6 | 1.269 | 5.195 | 1.127 | 7.591 | PROV.WEST-VLAANDEREN | |
| 72 | 85 | 85 | 48 | 45 | 28 | 10 | 2 | 207 | 1.319 | 303 | 1.829 | ARR. BRUGGE | |
| 1 | 1 | - | - | - | - | - | - | 3 | 21 | 1 | 25 | BEERNEM | |
| 4 | 7 | 8 | 4 | 3 | 3 | 1 | - | 15 | 107 | 26 | 148 | BLANKENBERGE | |
| 24 | 29 | 37 | 22 | 20 | 14 | 6 | - | 108 | 702 | 128 | 938 | BRUGGE | |
| 1 | 4 | 1 | 1 | - | - | - | - | 5 | 20 | 6 | 31 | DAMME | |
| 2 | 3 | - | - | - | 1 | - | - | 9 | 37 | 4 | 50 | JABBEKE | |
| 35 | 38 | 35 | 17 | 20 | 10 | 2 | 2 | 40 | 325 | 124 | 489 | KNOKKE-HEIST | |
| 1 | 1 | 2 | 1 | 1 | - | - | - | 7 | 34 | 5 | 46 | OOSTKAMP | |
| 1 | 1 | - | - | - | - | - | - | 11 | 23 | 1 | 35 | TORHOUT | |
| 2 | 1 | 2 | 3 | 1 | - | 1 | - | 6 | 43 | 8 | 57 | ZEDELGEM | |
| 1 | - | - | - | - | - | - | - | 3 | 7 | - | 10 | ZUIENKERKE | |
| 2 | 7 | 5 | 5 | 2 | - | - | - | 21 | 82 | 19 | 122 | ARR. DIKSMUIDE | |
| 1 | 2 | 3 | 2 | 1 | - | - | - | 11 | 42 | 8 | 61 | DIKSMUIDE | |
| 1 | 2 | 1 | - | - | - | - | - | 3 | 10 | 3 | 16 | HOUTHULST | |
| - | 1 | 1 | 2 | - | - | - | - | 5 | 10 | 4 | 19 | KOEKELARE | |
| - | 2 | - | - | 1 | - | - | - | 1 | 15 | 3 | 19 | KORTEMARK | |
| - | - | - | 1 | - | - | - | - | 1 | 5 | 1 | 7 | LO-RENINGE | |
| 38 | 41 | 37 | 29 | 25 | 12 | 4 | 1 | 113 | 508 | 149 | 770 | ARR. IEPER | |
| 6 | 8 | 3 | 5 | 5 | 2 | - | - | 21 | 109 | 23 | 153 | HEUVELLAND | |
| 7 | 11 | 12 | 7 | 4 | 3 | 1 | - | 28 | 138 | 38 | 204 | IEPER | |
| - | - | 2 | - | - | - | - | - | 10 | 12 | 2 | 24 | LANGEMARK-POELKAPELLE | |
| - | 1 | - | - | - | - | - | - | 8 | 21 | 1 | 30 | MESEN | |
| 8 | 9 | 6 | 5 | 5 | 1 | - | 1 | 17 | 83 | 27 | 127 | POPERINGE | |
| - | 1 | 1 | - | - | - | - | - | 1 | 5 | 2 | 8 | VLETEREN | |
| 17 | 9 | 11 | 10 | 11 | 6 | 3 | - | 23 | 122 | 50 | 195 | WERVIK | |
| - | 2 | 2 | 2 | - | - | - | - | 5 | 18 | 6 | 29 | ZONNEBEKE | |
| 64 | 80 | 89 | 47 | 54 | 25 | 6 | - | 514 | 1.527 | 301 | 2.342 | ARR. KORTRIJK | |
| 1 | 1 | - | - | - | - | - | - | 3 | 20 | 1 | 24 | ANZEGEM | |
| 1 | 4 | 1 | - | 1 | - | - | - | 16 | 36 | 6 | 58 | AVELGEM | |
| - | - | - | - | - | - | - | - | 5 | 12 | - | 17 | DEERLIJK | |
| 2 | 5 | 2 | - | - | - | - | - | 28 | 85 | 7 | 120 | HARELBEKE | |
| 17 | 18 | 37 | 13 | 9 | 6 | - | - | 227 | 582 | 83 | 892 | KORTRIJK | |
| 3 | - | 2 | - | - | - | - | - | 13 | 57 | 2 | 72 | KURNE | |
| - | - | - | - | 1 | - | - | - | 5 | 13 | 1 | 19 | LENDELEDE | |
| 32 | 35 | 35 | 28 | 39 | 17 | 3 | - | 83 | 397 | 157 | 637 | MENEN | |
| - | 1 | 1 | - | 1 | - | - | - | 5 | 26 | 3 | 34 | SPIERE-HELKIJN | |
| 4 | 5 | 3 | 1 | - | - | - | - | 84 | 166 | 9 | 259 | WAREGEM | |
| 1 | 10 | 5 | 3 | 3 | 1 | 3 | - | 25 | 74 | 25 | 124 | WEVELGEM | |
| 3 | 1 | 3 | 2 | - | 1 | - | - | 20 | 59 | 7 | 86 | ZWEVEGEM | |
| 43 | 54 | 58 | 29 | 28 | 14 | 5 | 1 | 167 | 823 | 189 | 1.179 | ARR. OOSTENDE | |
| 3 | 6 | 2 | - | 1 | 2 | - | - | 9 | 62 | 11 | 82 | BREDENE | |
| 2 | 2 | 6 | 4 | 1 | - | 1 | - | 15 | 69 | 14 | 98 | DE HAAN | |
| 1 | 1 | - | 1 | - | - | - | - | 2 | 23 | 2 | 27 | GISTEL | |
| 2 | 2 | 1 | - | 2 | - | - | - | 10 | 23 | 5 | 38 | ICHTEGEM | |
| 7 | 8 | 6 | 3 | 3 | - | - | 1 | 12 | 93 | 21 | 126 | MIDDELKERKE | |
| 28 | 35 | 43 | 21 | 21 | 11 | 4 | - | 112 | 534 | 135 | 781 | OOSTENDE | |
| - | - | - | - | - | 1 | - | - | 7 | 19 | 1 | 27 | OUDENBURG | |

| WOONPLAATS | LEEFTIJDGROEP | | | | | | | | | | | |
|----------------|---------------|-------------|---------------|---------------|---------------|---------------|---------------|---------------|---------------|---------------|---------------|---------------|
| | 0-4 JAAR | 5-9 JAAR | 10-14 JAAR | 15-19 JAAR | 20-24 JAAR | 25-29 JAAR | 30-34 JAAR | 35-39 JAAR | 40-44 JAAR | 45-49 JAAR | 50-54 JAAR | 55-59 JAAR |
| ARR. ROESELARE | 26 | 24 | 20 | 29 | 48 | 47 | 50 | 28 | 27 | 25 | 15 | 10 |
| HOOGLEDE | - | - | 1 | 2 | 2 | 1 | 6 | 1 | 1 | - | 1 | - |
| INGELMUNSTER | 3 | 6 | - | 1 | 4 | 1 | 6 | 6 | 2 | 2 | 2 | - |
| IZEGEM | 4 | 2 | 3 | 5 | 11 | 9 | 11 | 2 | 4 | 2 | 3 | - |
| LEDEGEM | - | 1 | 1 | 2 | 1 | - | - | 1 | 4 | 1 | 1 | 1 |
| LICHTERVELDE | 3 | - | 3 | 2 | 2 | 1 | 1 | - | 1 | 3 | - | 1 |
| MOORSLEDE | 1 | - | - | 2 | 2 | 1 | 1 | 1 | 1 | 5 | - | 2 |
| ROESELARE | 14 | 15 | 11 | 14 | 26 | 31 | 25 | 15 | 14 | 11 | 7 | 6 |
| STADEN | 1 | - | 1 | 1 | - | 3 | - | 2 | - | 1 | 1 | - |
| ARR. TIELT | 36 | 44 | 25 | 29 | 25 | 48 | 34 | 16 | 15 | 13 | 9 | 7 |
| ARDOOIE | - | - | 2 | 2 | - | 5 | - | 1 | 1 | 1 | - | - |
| DENTERGEM | 3 | 7 | 7 | 6 | 1 | 2 | 4 | 3 | 2 | 5 | 2 | - |
| MEULEBEKE | 11 | 6 | 3 | 5 | 5 | 9 | 3 | 3 | 2 | 4 | 1 | 2 |
| OOSTROZEBEKE | 4 | 5 | 2 | 2 | 3 | 5 | 2 | - | 2 | - | 1 | - |
| PITTEM | - | - | - | - | - | 1 | 1 | 1 | 1 | - | - | 1 |
| RUISELEDE | - | - | - | - | 1 | 3 | 2 | - | - | - | 1 | - |
| TIELT | 4 | 7 | 3 | 6 | 3 | 9 | 10 | 4 | 1 | 2 | 1 | 2 |
| WIELSBEKE | 12 | 17 | 8 | 7 | 7 | 9 | 8 | 4 | 4 | 1 | 2 | 2 |
| WINGENE | 2 | 2 | - | 1 | 5 | 5 | 4 | - | 2 | - | 1 | - |
| ARR. VEURNE | 28 | 22 | 22 | 29 | 67 | 78 | 64 | 40 | 51 | 34 | 22 | 27 |
| ALVERINGEM | - | 3 | 1 | 2 | 1 | 2 | 1 | 2 | 2 | 3 | 1 | - |
| DE PANNE | 14 | 9 | 10 | 8 | 35 | 30 | 29 | 16 | 16 | 12 | 9 | 9 |
| KOKSIJDE | 6 | 6 | 9 | 13 | 19 | 29 | 25 | 15 | 24 | 15 | 9 | 11 |
| NIEUWPOORT | 4 | 3 | 1 | 3 | 8 | 11 | 5 | 5 | 4 | 2 | 1 | 5 |
| VEURNE | 4 | 1 | 1 | 3 | 4 | 6 | 4 | 2 | 5 | 2 | 2 | 2 |

| N.I.S. BEVOLKING OP 1-1-1994 | | TABEL 00.04 B V | | | | | | | BLZ. 11.- FDL. 2.- | | | ALLE ADMINISTRATIEVE EENHEDEN | |
|---|---------------|-----------------|---------------|---------------|---------------|---------------|--------------------|----------------|--------------------|--------------------|---------------|-------------------------------|--|
| VREEMDE BEVOLKING NAAR GESLACHT, LEEFTIJDGROEPEN EN LEEFTIJDKLASSEN - VROUWELIJKE BEVOLKING - | | | | | | | | | | | | | |
| LEEFTIJDGROEP | | | | | | | | LEEFTIJDKLASSE | | | ALGE- MEEN | WOONPLAATS | |
| 60-64 JAAR | 65-69 JAAR | 70-74 JAAR | 75-79 JAAR | 80-84 JAAR | 85-89 JAAR | 90-94 JAAR | 95 JAAR EN MEER | 0-14 JAAR | 15-64 JAAR | 65 JAAR EN MEER | TOTAAL | | |
| 8 | 13 | 13 | 5 | 2 | 4 | 1 | - | 70 | 287 | 38 | 395 | ARR. ROESELARE | |
| - | - | 3 | - | - | - | - | - | 1 | 14 | 3 | 18 | HOOGLEDE | |
| - | 1 | 1 | - | - | - | - | - | 9 | 24 | 2 | 35 | INGELMUNSTER | |
| 1 | 4 | 2 | - | - | - | - | - | 9 | 48 | 6 | 63 | IZEGEM | |
| 1 | - | 1 | - | - | 1 | - | - | 2 | 12 | 2 | 16 | LEDEGEM | |
| 1 | 1 | - | - | - | - | - | - | 6 | 12 | 1 | 19 | LICHTERVELDE | |
| 1 | - | 1 | 1 | 1 | 1 | - | - | 1 | 16 | 4 | 21 | MOORSLEDE | |
| 4 | 7 | 5 | 4 | 1 | 2 | 1 | - | 40 | 153 | 20 | 213 | ROESELARE | |
| - | - | - | - | - | - | - | - | 2 | 8 | - | 10 | STADEN | |
| 8 | 5 | 5 | 1 | 2 | 2 | 3 | - | 105 | 204 | 18 | 327 | ARR. TIELT | |
| 3 | - | - | - | - | 1 | - | - | 2 | 13 | 1 | 16 | ARDOOIE | |
| 1 | - | - | - | - | - | - | - | 17 | 26 | - | 43 | DENTERGEM | |
| - | - | - | - | - | - | - | - | 20 | 34 | - | 54 | MEULEBEKE | |
| - | - | 1 | - | - | - | - | - | 11 | 15 | 1 | 27 | OOSTROZEBEKE | |
| - | - | - | - | 2 | - | 1 | - | - | 5 | 3 | 8 | PITTEM | |
| - | 2 | - | - | - | - | 1 | - | - | 7 | 3 | 10 | RUISELEDE | |
| 1 | 2 | 1 | 1 | - | - | 1 | - | 14 | 39 | 5 | 58 | TIELT | |
| 1 | 1 | - | - | - | - | - | - | 37 | 45 | 1 | 83 | WIELSBEKE | |
| 2 | - | 3 | - | - | 1 | - | - | 4 | 20 | 4 | 28 | WINGENE | |
| 33 | 39 | 24 | 22 | 18 | 2 | 3 | 2 | 72 | 445 | 110 | 627 | ARR. VEURNE | |
| 1 | 2 | 2 | 1 | 1 | - | - | - | 4 | 15 | 6 | 25 | ALVERINGEM | |
| 11 | 12 | 9 | 6 | 3 | 1 | 1 | - | 33 | 175 | 32 | 240 | DE PANNE | |
| 15 | 21 | 10 | 10 | 6 | 1 | 1 | 1 | 21 | 175 | 50 | 246 | KOKSIJDE | |
| 5 | 3 | 2 | 3 | 5 | - | - | 1 | 8 | 49 | 14 | 71 | NIEUWPOORT | |
| 1 | 1 | 1 | 2 | 3 | - | 1 | - | 6 | 31 | 8 | 45 | VEURNE | |

| N.I.S. BEVOLKING OP 1-1-1994 | TABEL OO.04 B T | | | | | | | | | | | BLZ. 1.- FOL. 1.- |
|------------------------------------|--|-------------|---------------|---------------|---------------|---------------|---------------|---------------|---------------|---------------|---------------|-------------------|
| | VREEMDE BEVOLKING NAAR GESLACHT, LEEFTIJDGROEPEN EN LEEFTIJDKlassen - TOTALE BEVOLKING - | | | | | | | | | | | ARRONDISSEMENTEN |
| WOONPLAATS | LEEFTIJDGROEP | | | | | | | | | | | |
| | 0-4 JAAR | 5-9 JAAR | 10-14 JAAR | 15-19 JAAR | 20-24 JAAR | 25-29 JAAR | 30-34 JAAR | 35-39 JAAR | 40-44 JAAR | 45-49 JAAR | 50-54 JAAR | 55-59 JAAR |
| HET RIJK | 54.885 | 56.659 | 60.466 | 63.529 | 80.323 | 97.791 | 96.165 | 84.273 | 69.997 | 57.704 | 47.013 | 42.418 |
| BRUSSELS HOOFDSTEDELIJK GEW. | 20.535 | 20.413 | 21.041 | 20.790 | 25.378 | 32.069 | 30.711 | 25.093 | 20.212 | 16.205 | 13.581 | 11.902 |
| VLAAMS GEWEST | 20.430 | 19.903 | 20.738 | 20.287 | 24.281 | 29.779 | 28.803 | 24.591 | 20.379 | 17.395 | 14.510 | 12.099 |
| WAALS GEWEST | 13.920 | 16.343 | 18.687 | 22.452 | 30.664 | 35.943 | 36.651 | 34.589 | 29.406 | 24.104 | 18.922 | 18.417 |
| WAARVAN DUITSTALIGE GEMEENS. | 575 | 611 | 546 | 480 | 646 | 1.106 | 1.142 | 1.021 | 914 | 790 | 763 | 606 |
| PROV. ANTWERPEN | 8.818 | 8.204 | 8.092 | 7.293 | 8.501 | 10.702 | 10.223 | 8.401 | 6.797 | 5.968 | 5.298 | 4.469 |
| ARR. ANTWERPEN | 6.874 | 6.359 | 6.243 | 5.636 | 6.622 | 8.181 | 7.770 | 6.397 | 5.166 | 4.463 | 3.915 | 3.244 |
| ARR. MECHELEN | 1.290 | 1.259 | 1.194 | 967 | 893 | 1.045 | 972 | 812 | 609 | 447 | 388 | 336 |
| ARR. TURNHOUT | 654 | 586 | 655 | 690 | 986 | 1.476 | 1.481 | 1.192 | 1.022 | 1.058 | 995 | 889 |
| BRABANT | 25.359 | 25.606 | 26.602 | 26.464 | 32.159 | 39.753 | 39.149 | 33.198 | 27.633 | 22.818 | 18.295 | 15.319 |
| ARR. BRUSSEL-HOOFDSTAD | 20.535 | 20.413 | 21.041 | 20.790 | 25.378 | 32.069 | 30.711 | 25.093 | 20.212 | 16.205 | 13.581 | 11.902 |
| ARR. HALLE-VILVOORDE | 2.054 | 2.233 | 2.511 | 2.434 | 2.490 | 3.044 | 3.372 | 3.432 | 3.245 | 2.881 | 2.099 | 1.539 |
| ARR. LEUVEN | 1.124 | 1.100 | 1.064 | 1.124 | 1.879 | 1.958 | 2.014 | 1.683 | 1.369 | 1.272 | 882 | 629 |
| ARR. NIJVEL | 1.646 | 1.860 | 1.986 | 2.116 | 2.412 | 2.682 | 3.052 | 2.990 | 2.807 | 2.460 | 1.733 | 1.249 |
| HENEGOUWEN | 5.659 | 7.120 | 8.616 | 10.897 | 15.059 | 16.542 | 16.952 | 16.467 | 14.268 | 11.790 | 8.957 | 8.779 |
| ARR. AAT | 123 | 152 | 212 | 246 | 317 | 396 | 405 | 383 | 351 | 280 | 184 | 165 |
| ARR. CHARLEROI | 2.287 | 2.931 | 3.782 | 4.859 | 6.335 | 6.802 | 7.059 | 6.814 | 5.673 | 4.717 | 3.721 | 3.873 |
| ARR. BERGEN | 1.532 | 1.830 | 1.964 | 2.335 | 3.335 | 3.762 | 3.820 | 3.773 | 3.011 | 2.424 | 1.787 | 1.757 |
| ARR. MOESKROEN | 441 | 499 | 564 | 602 | 854 | 856 | 809 | 852 | 1.021 | 867 | 529 | 507 |
| ARR. ZINNIK | 723 | 940 | 1.202 | 1.487 | 2.163 | 2.402 | 2.554 | 2.359 | 2.040 | 1.681 | 1.358 | 1.208 |
| ARR. THUIN | 227 | 339 | 470 | 791 | 1.234 | 1.298 | 1.345 | 1.377 | 1.253 | 1.032 | 867 | 854 |
| ARR. DOORNIK | 326 | 429 | 422 | 577 | 821 | 1.026 | 960 | 909 | 919 | 789 | 511 | 415 |
| PROV. LUIK | 5.343 | 5.997 | 6.555 | 7.630 | 10.432 | 13.225 | 13.328 | 12.148 | 9.658 | 7.711 | 6.682 | 6.901 |
| ARR. HOEI | 196 | 165 | 176 | 220 | 351 | 457 | 502 | 467 | 384 | 324 | 208 | 246 |
| ARR. LUIK | 3.598 | 4.218 | 4.738 | 5.890 | 8.155 | 9.870 | 9.887 | 9.152 | 7.151 | 5.698 | 4.937 | 5.231 |
| ARR. VERVIERS | 1.516 | 1.574 | 1.586 | 1.448 | 1.810 | 2.731 | 2.746 | 2.347 | 1.946 | 1.562 | 1.453 | 1.328 |
| ARR. BORGWORM | 33 | 40 | 55 | 72 | 116 | 167 | 193 | 182 | 177 | 127 | 84 | 96 |
| LIMBURG | 3.773 | 4.125 | 4.707 | 5.348 | 6.262 | 7.180 | 7.118 | 6.062 | 4.705 | 3.806 | 3.614 | 3.503 |
| ARR. HASSELT | 1.977 | 2.271 | 2.694 | 3.008 | 3.328 | 3.519 | 3.566 | 2.963 | 2.236 | 1.623 | 1.548 | 1.646 |
| ARR. MAASEIK | 896 | 939 | 1.080 | 1.105 | 1.360 | 1.826 | 1.679 | 1.545 | 1.297 | 1.145 | 1.114 | 980 |
| ARR. TONGEREN | 900 | 915 | 933 | 1.235 | 1.574 | 1.835 | 1.873 | 1.554 | 1.172 | 1.038 | 952 | 877 |
| LUXEMBURG | 501 | 507 | 542 | 555 | 902 | 1.269 | 1.109 | 1.021 | 934 | 807 | 551 | 514 |
| ARR. AARLEN | 201 | 174 | 199 | 196 | 372 | 580 | 485 | 463 | 393 | 349 | 230 | 217 |
| ARR. BASTENAKEN | 63 | 66 | 77 | 83 | 83 | 137 | 121 | 107 | 89 | 67 | 49 | 39 |
| ARR. MARCHE-EN-FAMENNE | 71 | 107 | 91 | 80 | 125 | 144 | 154 | 126 | 105 | 93 | 66 | 69 |
| ARR. NEUFCHATEAU | 72 | 64 | 60 | 68 | 143 | 184 | 131 | 125 | 115 | 105 | 59 | 52 |
| ARR. VIRTON | 94 | 96 | 115 | 128 | 179 | 224 | 218 | 200 | 232 | 193 | 147 | 137 |
| PROV. NAMEN | 771 | 859 | 988 | 1.254 | 1.859 | 2.225 | 2.210 | 1.963 | 1.739 | 1.336 | 999 | 974 |
| ARR. DINANT | 118 | 106 | 113 | 130 | 252 | 318 | 356 | 275 | 228 | 224 | 173 | 154 |
| ARR. NAMEN | 606 | 694 | 790 | 986 | 1.453 | 1.742 | 1.656 | 1.477 | 1.260 | 926 | 706 | 706 |
| ARR. PHILIPPEVILLE | 47 | 59 | 85 | 138 | 154 | 165 | 198 | 211 | 251 | 186 | 120 | 114 |
| PROV. OOST-VLAANDEREN | 3.678 | 3.433 | 3.564 | 3.294 | 3.717 | 4.647 | 4.212 | 3.360 | 2.579 | 2.100 | 1.704 | 1.236 |
| ARR. AALST | 236 | 198 | 187 | 175 | 249 | 431 | 379 | 277 | 207 | 161 | 112 | 112 |
| ARR. DENDERMONDE | 352 | 317 | 343 | 334 | 343 | 353 | 318 | 303 | 236 | 159 | 126 | 86 |
| ARR. EEKLO | 54 | 58 | 54 | 65 | 131 | 188 | 194 | 148 | 138 | 164 | 106 | 83 |
| ARR. GENT | 1.908 | 1.699 | 1.738 | 1.684 | 1.997 | 2.486 | 2.258 | 1.750 | 1.292 | 1.016 | 837 | 578 |
| ARR. OUDENAARDE | 228 | 255 | 223 | 187 | 169 | 214 | 249 | 197 | 169 | 123 | 105 | 66 |
| ARR. SINT-NIKLAAS | 900 | 906 | 1.019 | 849 | 828 | 975 | 814 | 685 | 537 | 477 | 418 | 311 |
| PROV. WEST-VLAANDEREN | 983 | 808 | 800 | 794 | 1.432 | 2.248 | 1.864 | 1.653 | 1.684 | 1.368 | 913 | 723 |
| ARR. BRUGGE | 171 | 126 | 130 | 143 | 390 | 624 | 483 | 378 | 330 | 308 | 237 | 210 |
| ARR. DIKSMUIDE | 13 | 18 | 12 | 15 | 27 | 36 | 27 | 20 | 36 | 22 | 13 | 10 |
| ARR. IEPER | 84 | 65 | 78 | 79 | 103 | 189 | 148 | 203 | 224 | 191 | 105 | 99 |
| ARR. KORTRIJK | 418 | 320 | 331 | 284 | 446 | 664 | 580 | 517 | 550 | 392 | 239 | 175 |
| ARR. OOSTENDE | 120 | 104 | 100 | 104 | 219 | 327 | 282 | 271 | 241 | 208 | 143 | 114 |
| ARR. ROESELARE | 58 | 53 | 50 | 56 | 87 | 135 | 133 | 81 | 102 | 82 | 47 | 27 |
| ARR. TIELT | 65 | 79 | 56 | 64 | 43 | 89 | 74 | 62 | 49 | 42 | 30 | 29 |
| ARR. VEURNE | 54 | 43 | 43 | 49 | 117 | 184 | 137 | 121 | 152 | 123 | 99 | 59 |

| N.I.S. BEVOLKING OP 1-1-1994 | | TABEL 00.04 B T | | | | | | | BLZ. 1.- FOL. 2.- | | | | ARRONDISSEMENTEN |
|--|---------------|-----------------|---------------|---------------|---------------|---------------|--------------------|----------------|-------------------|--------------------|------------------|------------------------------|------------------|
| VREEMDE BEVOLKING NAAR GESLACHT, LEEFTIJDGROEPEN EN LEEFTIJDKlassen | | | | | | | | | | | ARRONDISSEMENTEN | | |
| LEEFTIJDGROEP | | | | | | | | LEEFTIJDKlasse | | | ALGE- MEEN | WOONPLAATS | |
| 60-64 JAAR | 65-69 JAAR | 70-74 JAAR | 75-79 JAAR | 80-84 JAAR | 85-89 JAAR | 90-94 JAAR | 95 JAAR EN MEER | 0-14 JAAR | 15-64 JAAR | 65 JAAR EN MEER | TOTAAL | | |
| 36.842 | 30.156 | 21.015 | 9.485 | 7.113 | 3.358 | 1.101 | 275 | 172.010 | 676.055 | 72.503 | 920.568 | HET RIJK | |
| 9.122 | 5.990 | 3.806 | 1.812 | 1.420 | 781 | 290 | 94 | 61.989 | 205.063 | 14.193 | 281.245 | BRUSSELS HOOFDSTEDELIJK GEW. | |
| 9.723 | 7.286 | 5.278 | 2.673 | 1.802 | 858 | 254 | 68 | 61.071 | 201.847 | 18.219 | 281.137 | VLAAMS GEWEST | |
| 17.997 | 16.880 | 11.931 | 5.000 | 3.891 | 1.719 | 557 | 113 | 48.950 | 269.145 | 40.091 | 358.186 | WAALS GEWEST | |
| 404 | 330 | 264 | 134 | 81 | 43 | 18 | 3 | 1.732 | 7.872 | 873 | 10.477 | WAARVAN DUITSTALIGE GEMEENS | |
| 3.549 | 2.565 | 1.798 | 1.059 | 702 | 372 | 104 | 29 | 25.114 | 71.201 | 6.629 | 102.944 | PROV. ANTWERPEN | |
| 2.476 | 1.791 | 1.265 | 772 | 540 | 295 | 84 | 27 | 19.476 | 53.870 | 4.774 | 78.120 | ARR. ANTWERPEN | |
| 228 | 158 | 122 | 69 | 31 | 22 | 5 | 2 | 3.743 | 6.697 | 409 | 10.849 | ARR. MECHELEN | |
| 845 | 616 | 411 | 218 | 131 | 55 | 15 | - | 1.895 | 10.634 | 1.446 | 13.975 | ARR. TURNHOUT | |
| 11.525 | 7.830 | 5.057 | 2.398 | 1.842 | 980 | 362 | 111 | 77.567 | 266.313 | 18.580 | 362.460 | BRABANT | |
| 9.122 | 5.990 | 3.806 | 1.812 | 1.420 | 781 | 290 | 94 | 61.989 | 205.063 | 14.193 | 281.245 | ARR. BRUSSEL-HOOFDSTAD | |
| 1.099 | 852 | 528 | 218 | 155 | 72 | 22 | 3 | 6.798 | 25.635 | 1.850 | 34.283 | ARR. HALLE-VILVOORDE | |
| 395 | 264 | 182 | 103 | 79 | 32 | 14 | 4 | 3.288 | 13.205 | 678 | 17.171 | ARR. LEUVEN | |
| 909 | 724 | 541 | 265 | 188 | 95 | 36 | 10 | 5.492 | 22.410 | 1.859 | 29.761 | ARR. NIJVEL | |
| 8.939 | 8.757 | 6.112 | 2.463 | 1.978 | 862 | 281 | 62 | 21.395 | 128.650 | 20.515 | 170.560 | HENEGOUWEN | |
| 179 | 190 | 127 | 59 | 37 | 17 | 10 | 2 | 487 | 2.906 | 442 | 3.835 | ARR. AAT | |
| 3.903 | 3.851 | 2.586 | 1.018 | 705 | 306 | 104 | 22 | 9.000 | 53.756 | 8.592 | 71.348 | ARR. CHARLEROI | |
| 1.854 | 1.880 | 1.257 | 513 | 386 | 142 | 37 | 10 | 5.326 | 27.858 | 4.225 | 37.409 | ARR. BERGEN | |
| 501 | 404 | 360 | 175 | 169 | 87 | 32 | 5 | 1.504 | 7.398 | 1.232 | 10.134 | ARR. MOESKROEN | |
| 1.198 | 1.100 | 783 | 309 | 242 | 88 | 21 | 6 | 2.865 | 18.450 | 2.549 | 23.864 | ARR. ZINNIK | |
| 879 | 884 | 631 | 258 | 233 | 106 | 26 | 7 | 1.036 | 10.930 | 2.145 | 14.111 | ARR. THUIN | |
| 425 | 448 | 368 | 131 | 206 | 116 | 51 | 10 | 1.177 | 7.352 | 1.330 | 9.859 | ARR. DOORNIK | |
| 6.684 | 6.066 | 4.261 | 1.819 | 1.341 | 578 | 171 | 30 | 17.895 | 94.399 | 14.266 | 126.560 | PROV. LUIK | |
| 238 | 232 | 173 | 76 | 64 | 27 | 12 | 1 | 537 | 3.397 | 585 | 4.519 | ARR. HOEI | |
| 5.333 | 4.899 | 3.456 | 1.424 | 1.078 | 440 | 116 | 20 | 12.554 | 71.304 | 11.433 | 95.291 | ARR. LUIK | |
| 1.026 | 834 | 565 | 283 | 175 | 99 | 33 | 7 | 4.676 | 18.397 | 1.996 | 25.069 | ARR. VERVIERS | |
| 87 | 101 | 67 | 36 | 24 | 12 | 10 | 2 | 128 | 1.301 | 252 | 1.681 | ARR. BORGWORM | |
| 3.105 | 2.304 | 1.560 | 709 | 402 | 157 | 36 | 8 | 12.605 | 50.703 | 5.176 | 68.484 | LIMBURG | |
| 1.423 | 1.043 | 665 | 290 | 160 | 59 | 13 | 1 | 6.942 | 24.860 | 2.231 | 34.033 | ARR. HASSELT | |
| 870 | 658 | 512 | 267 | 132 | 49 | 12 | 2 | 2.915 | 12.921 | 1.632 | 17.468 | ARR. MAASEIK | |
| 812 | 603 | 383 | 152 | 110 | 49 | 11 | 5 | 2.748 | 12.922 | 1.313 | 16.983 | ARR. TONGEREN | |
| 417 | 371 | 280 | 153 | 125 | 85 | 33 | 4 | 1.550 | 8.079 | 1.051 | 10.680 | LUXEMBURG | |
| 187 | 157 | 103 | 71 | 59 | 47 | 18 | - | 574 | 3.472 | 455 | 4.501 | ARR. AARLEN | |
| 40 | 28 | 19 | 13 | 12 | 7 | 3 | - | 206 | 815 | 82 | 1.103 | ARR. BASTENAKEN | |
| 57 | 46 | 44 | 16 | 8 | 12 | 4 | - | 269 | 1.019 | 130 | 1.418 | ARR. MARCHE-EN-FAMENNE | |
| 41 | 41 | 33 | 23 | 12 | 7 | 4 | 2 | 196 | 1.023 | 122 | 1.341 | ARR. NEUFCHATEAU | |
| 92 | 99 | 81 | 30 | 34 | 12 | 4 | 2 | 305 | 1.750 | 262 | 2.317 | ARR. VIRTON | |
| 1.048 | 962 | 737 | 300 | 259 | 99 | 36 | 7 | 2.618 | 15.607 | 2.400 | 20.625 | PROV. NAMEN | |
| 154 | 135 | 127 | 62 | 48 | 24 | 9 | 3 | 337 | 2.264 | 408 | 3.009 | ARR. DINANT | |
| 788 | 689 | 508 | 188 | 164 | 58 | 23 | 4 | 2.090 | 11.700 | 1.634 | 15.424 | ARR. NAMEN | |
| 106 | 138 | 102 | 50 | 47 | 17 | 4 | - | 191 | 1.643 | 358 | 2.192 | ARR. PHILIPPEVILLE | |
| 975 | 680 | 603 | 267 | 210 | 101 | 31 | 15 | 10.675 | 27.824 | 1.907 | 40.406 | PROV. OOST-VLAANDEREN | |
| 82 | 73 | 58 | 25 | 16 | 7 | 3 | 1 | 621 | 2.185 | 183 | 2.989 | ARR. AALST | |
| 78 | 54 | 35 | 21 | 13 | 4 | 3 | - | 1.012 | 2.336 | 130 | 3.478 | ARR. DENDERMONDE | |
| 76 | 77 | 61 | 28 | 23 | 16 | 3 | 2 | 166 | 1.293 | 210 | 1.669 | ARR. EEKLO | |
| 441 | 297 | 285 | 132 | 103 | 49 | 17 | 9 | 5.345 | 14.339 | 892 | 20.576 | ARR. GENT | |
| 63 | 39 | 33 | 17 | 14 | 5 | 1 | - | 706 | 1.542 | 109 | 2.357 | ARR. OUDENAARDE | |
| 235 | 140 | 131 | 44 | 41 | 20 | 4 | 3 | 2.825 | 6.129 | 383 | 9.337 | ARR. SINT-NIKLAAS | |
| 600 | 621 | 607 | 317 | 254 | 124 | 47 | 9 | 2.591 | 13.279 | 1.979 | 17.849 | PROV. WEST-VLAANDEREN | |
| 159 | 191 | 179 | 98 | 73 | 38 | 16 | 3 | 427 | 3.262 | 598 | 4.287 | ARR. BRUGGE | |
| 7 | 10 | 7 | 6 | 2 | 1 | - | - | 43 | 213 | 26 | 282 | ARR. DIKSMUIDE | |
| 72 | 69 | 61 | 43 | 34 | 15 | 5 | 1 | 227 | 1.413 | 228 | 1.868 | ARR. IEPER | |
| 151 | 135 | 143 | 61 | 66 | 35 | 7 | - | 1.069 | 3.998 | 447 | 5.514 | ARR. KORTRIJK | |
| 114 | 110 | 128 | 62 | 44 | 22 | 9 | 2 | 324 | 2.023 | 377 | 2.724 | ARR. OOSTENDE | |
| 20 | 28 | 24 | 11 | 5 | 7 | 2 | - | 161 | 770 | 77 | 1.008 | ARR. ROESELARE | |
| 17 | 11 | 13 | 3 | 3 | 2 | 3 | - | 200 | 499 | 35 | 734 | ARR. TIELT | |
| 60 | 67 | 52 | 33 | 27 | 4 | 5 | 3 | 140 | 1.101 | 191 | 1.432 | ARR. VEURNE | |

| N.I.S. BEVOLKING OP 1-1-1994 | TABEL 00.04 B T | | | | | | | | | | BLZ. 1.- FOL. 1.- | |
|------------------------------------|--|-------------|---------------|---------------|---------------|---------------|---------------|---------------|---------------|---------------|-------------------------------|---------------|
| | VREEMDE BEVOLKING NAAR GESLACHT, LEEFTIJDGROEPEN EN LEEFTIJDKlassen - TOTALE BEVOLKING - | | | | | | | | | | ALLE ADMINISTRATIEVE EENHEDEN | |
| WOONPLAATS | LEEFTIJDGROEP | | | | | | | | | | | |
| | 0-4 JAAR | 5-9 JAAR | 10-14 JAAR | 15-19 JAAR | 20-24 JAAR | 25-29 JAAR | 30-34 JAAR | 35-39 JAAR | 40-44 JAAR | 45-49 JAAR | 50-54 JAAR | 55-59 JAAR |
| HET RIJK | 54.885 | 56.659 | 60.466 | 63.529 | 80.323 | 97.791 | 96.165 | 84.273 | 69.997 | 57.704 | 47.013 | 42.418 |
| PROV. ANTWERPEN | 8.818 | 8.204 | 8.092 | 7.293 | 8.501 | 10.702 | 10.223 | 8.401 | 6.797 | 5.968 | 5.298 | 4.469 |
| ARR. ANTWERPEN | 6.874 | 6.359 | 6.243 | 5.636 | 6.622 | 8.181 | 7.770 | 6.397 | 5.166 | 4.463 | 3.915 | 3.244 |
| AARTSELAAR | 12 | 10 | 12 | 13 | 27 | 36 | 31 | 30 | 21 | 28 | 11 | 9 |
| ANTWERPEN | 5.999 | 5.454 | 5.290 | 4.640 | 5.360 | 6.489 | 6.031 | 4.832 | 3.668 | 2.953 | 2.563 | 2.153 |
| BOECHOUT | 9 | 9 | 3 | 14 | 17 | 31 | 23 | 22 | 12 | 16 | 13 | 8 |
| BOOM | 104 | 74 | 71 | 90 | 79 | 85 | 79 | 74 | 45 | 30 | 31 | 41 |
| BORSBEEK | 21 | 14 | 13 | 9 | 16 | 51 | 32 | 24 | 20 | 18 | 11 | 9 |
| BRASSCHAAT | 114 | 134 | 157 | 120 | 157 | 185 | 201 | 203 | 211 | 262 | 209 | 159 |
| BRECHT | 35 | 33 | 21 | 27 | 43 | 64 | 67 | 70 | 47 | 40 | 55 | 32 |
| EDEGEM | 35 | 30 | 30 | 37 | 31 | 54 | 88 | 56 | 58 | 39 | 28 | 22 |
| ESSEN | 48 | 53 | 74 | 90 | 154 | 193 | 161 | 144 | 154 | 172 | 166 | 97 |
| HEMIKSEM | 15 | 18 | 16 | 19 | 23 | 25 | 36 | 19 | 21 | 12 | 8 | 6 |
| HOVE | 6 | 7 | 5 | 10 | 10 | 14 | 13 | 15 | 11 | 9 | 5 | 10 |
| KALMTHOUT | 44 | 49 | 60 | 73 | 99 | 118 | 129 | 106 | 122 | 125 | 138 | 124 |
| KAPellen | 59 | 68 | 81 | 92 | 89 | 119 | 116 | 118 | 164 | 149 | 163 | 142 |
| KONTICH | 43 | 44 | 39 | 37 | 45 | 49 | 61 | 47 | 39 | 31 | 21 | 26 |
| LINT | 8 | 7 | 5 | 11 | 14 | 10 | 13 | 5 | 12 | 7 | 7 | 4 |
| MALLE | 12 | 7 | 13 | 12 | 14 | 25 | 29 | 42 | 24 | 20 | 16 | 16 |
| MORTSEL | 32 | 43 | 37 | 33 | 34 | 83 | 74 | 71 | 51 | 38 | 30 | 42 |
| NIEL | 20 | 16 | 20 | 19 | 14 | 16 | 24 | 19 | 17 | 12 | 7 | 7 |
| RANST | 10 | 10 | 10 | 5 | 16 | 19 | 25 | 17 | 14 | 15 | 13 | 8 |
| RUMST | 19 | 20 | 20 | 12 | 20 | 27 | 29 | 19 | 21 | 12 | 13 | 5 |
| SCHELLE | 11 | 8 | 11 | 12 | 8 | 12 | 15 | 11 | 16 | 2 | 13 | 3 |
| SCHILDE | 42 | 61 | 66 | 72 | 75 | 64 | 69 | 99 | 102 | 131 | 107 | 86 |
| SCHOTEN | 57 | 66 | 78 | 71 | 78 | 102 | 129 | 111 | 122 | 135 | 102 | 86 |
| STABROEK | 22 | 29 | 28 | 33 | 35 | 68 | 54 | 50 | 53 | 53 | 33 | 40 |
| WIJNEGEM | 11 | 8 | 9 | 6 | 12 | 19 | 22 | 18 | 11 | 6 | 7 | 7 |
| WOMMELGEM | 8 | 13 | 11 | 10 | 19 | 32 | 33 | 26 | 14 | 10 | 22 | 7 |
| WUUSTWEZEL | 22 | 13 | 17 | 22 | 46 | 88 | 70 | 55 | 58 | 53 | 53 | 30 |
| ZANDHOVEN | 8 | 11 | 5 | 6 | 12 | 16 | 19 | 16 | 6 | 14 | 14 | 9 |
| ZOERSEL | 22 | 17 | 18 | 19 | 37 | 37 | 48 | 43 | 28 | 49 | 39 | 35 |
| ZWIJNDRECHT | 26 | 33 | 23 | 22 | 38 | 50 | 49 | 35 | 24 | 22 | 17 | 21 |
| ARR. MECHELEN | 1.290 | 1.259 | 1.194 | 967 | 893 | 1.045 | 972 | 812 | 609 | 447 | 388 | 336 |
| BERLAAR | 1 | 3 | 6 | 1 | 7 | 9 | 12 | 7 | 7 | 4 | 3 | 2 |
| BONHEIDEN | 9 | 6 | 5 | 7 | 15 | 17 | 22 | 21 | 11 | 15 | 13 | 9 |
| BORNEM | 52 | 38 | 39 | 43 | 48 | 52 | 47 | 27 | 26 | 25 | 19 | 11 |
| DUFFEL | 17 | 21 | 21 | 10 | 11 | 19 | 19 | 20 | 18 | 15 | 10 | 13 |
| HEIST-OP-DEN-BERG | 6 | 7 | 18 | 17 | 15 | 38 | 27 | 30 | 29 | 10 | 15 | 10 |
| LIER | 145 | 115 | 180 | 121 | 134 | 128 | 110 | 111 | 77 | 60 | 50 | 33 |
| MECHELEN | 868 | 865 | 677 | 565 | 479 | 576 | 522 | 427 | 313 | 211 | 199 | 194 |
| NIJLEN | 4 | 14 | 5 | 8 | 9 | 19 | 24 | 14 | 9 | 10 | 8 | 8 |
| PUTTE | 11 | 5 | 14 | 6 | 10 | 19 | 13 | 13 | 11 | 13 | 2 | 4 |
| PUURS | 14 | 9 | 16 | 9 | 16 | 23 | 25 | 14 | 13 | 7 | 8 | 7 |
| SINT-AMANDS | 23 | 30 | 30 | 19 | 27 | 19 | 24 | 23 | 9 | 8 | 9 | 7 |
| SINT-KATELIJNE-WAVER | 25 | 30 | 25 | 24 | 18 | 21 | 23 | 21 | 20 | 17 | 8 | 8 |
| WILLEBROEK | 115 | 116 | 158 | 137 | 104 | 105 | 104 | 84 | 66 | 52 | 44 | 30 |
| ARR. TURNHOUT | 654 | 586 | 655 | 690 | 986 | 1.476 | 1.481 | 1.192 | 1.022 | 1.058 | 995 | 889 |
| ARENDONK | 41 | 30 | 23 | 34 | 30 | 60 | 63 | 45 | 48 | 46 | 29 | 26 |
| BAARLE-HERTOG | 26 | 24 | 24 | 33 | 59 | 70 | 85 | 56 | 58 | 59 | 63 | 43 |
| BALEN | 16 | 14 | 19 | 17 | 23 | 36 | 41 | 25 | 16 | 16 | 19 | 14 |
| BEERSE | 18 | 19 | 28 | 22 | 25 | 39 | 38 | 31 | 40 | 23 | 31 | 36 |
| DESSEL | 5 | 6 | 10 | 17 | 12 | 22 | 19 | 9 | 8 | 16 | 18 | 9 |
| GEEL | 38 | 39 | 43 | 36 | 62 | 81 | 69 | 61 | 51 | 27 | 50 | 43 |
| GROBBENDONK | 3 | 3 | 3 | 4 | 18 | 21 | 23 | 17 | 14 | 13 | 9 | 14 |
| HERENTALS | 19 | 12 | 23 | 14 | 30 | 60 | 70 | 43 | 29 | 36 | 24 | 16 |
| HERENTHOUT | 2 | - | 2 | 2 | 4 | 6 | 9 | 9 | 6 | 6 | 1 | 3 |
| HERSELT | 2 | 7 | 4 | 2 | 15 | 18 | 8 | 15 | 5 | 4 | 3 | 1 |
| HOOGSTRATEN | 84 | 51 | 57 | 72 | 110 | 205 | 207 | 177 | 156 | 177 | 186 | 150 |
| HULSHOUT | 1 | 1 | 2 | 4 | 10 | 4 | 9 | 4 | 3 | 4 | 5 | 1 |
| KASTERLEE | 29 | 20 | 20 | 23 | 14 | 30 | 34 | 37 | 34 | 35 | 24 | 23 |
| LAAKDAL | 7 | 15 | 11 | 7 | 12 | 19 | 17 | 23 | 12 | 9 | 8 | 10 |
| LILLE | 8 | 5 | 16 | 19 | 16 | 17 | 27 | 21 | 21 | 16 | 11 | 12 |
| MEERHOUT | 6 | 4 | 2 | 4 | 5 | 8 | 14 | 13 | 8 | 8 | 4 | 2 |

| N.I.S. BEVOLKING CP 1-1-1994 | | TABEL 00.04 B T VREEMDE BEVOLKING NAAR GESLACHT, LEEFTIJDGROEPEN EN LEEFTIJDKlassen - TOTALE BEVOLKING - | | | | | | | BLZ. 1.- FOL. 2.- | | | ALLE ADMINISTRATIEVE EENHEDEN |
|------------------------------------|---------------|---|---------------|---------------|---------------|---------------|--------------------|----------------|-------------------|--------------------|---------------|-------------------------------|
| LEEFTIJDGROEP | | | | | | | | LEEFTIJDKlasse | | | ALGE- MEEN | WOONPLAATS |
| 60-64 JAAR | 65-69 JAAR | 70-74 JAAR | 75-79 JAAR | 80-84 JAAR | 85-89 JAAR | 90-94 JAAR | 95 JAAR EN MEER | 0-14 JAAR | 15-64 JAAR | 65 JAAR EN MEER | TOTAAL | |
| 36.842 | 30.156 | 21.015 | 9.485 | 7.113 | 3.358 | 1.101 | 275 | 172.010 | 676.055 | 72.503 | 920.568 | HET RIJK |
| 3.549 | 2.565 | 1.798 | 1.059 | 702 | 372 | 104 | 29 | 25.114 | 71.201 | 6.629 | 102.944 | PROV. ANTWERPEN |
| 2.476 | 1.791 | 1.265 | 772 | 540 | 295 | 84 | 27 | 19.476 | 53.870 | 4.774 | 78.120 | ARR. ANTWERPEN |
| 8 | 8 | 9 | 1 | - | 3 | - | - | 34 | 214 | 21 | 269 | AARTSELAAR |
| 1.490 | 1.035 | 736 | 488 | 351 | 196 | 60 | 20 | 16.743 | 40.179 | 2.886 | 59.808 | ANTWERPEN |
| 12 | 3 | 5 | 3 | 3 | 2 | - | - | 21 | 168 | 16 | 205 | BOECHOUT |
| 18 | 21 | 12 | 5 | 1 | 1 | - | - | 249 | 572 | 40 | 861 | BOOM |
| 9 | 7 | 10 | 3 | 3 | 4 | - | - | 48 | 199 | 27 | 274 | BORSBEEK |
| 138 | 113 | 69 | 45 | 24 | 17 | 1 | 3 | 405 | 1.845 | 272 | 2.522 | BRASSCHAAT |
| 26 | 28 | 18 | 5 | 8 | 2 | 1 | - | 89 | 471 | 62 | 622 | BRECHT |
| 21 | 19 | 17 | 10 | 10 | 5 | 1 | - | 95 | 434 | 62 | 591 | EDEGEM |
| 106 | 86 | 50 | 27 | 25 | 7 | 3 | 1 | 175 | 1.437 | 199 | 1.811 | ESSEN |
| 7 | 5 | 8 | 1 | - | 1 | 1 | - | 49 | 176 | 16 | 241 | HEMIKSEM |
| 5 | 3 | 8 | 5 | 2 | - | - | - | 18 | 102 | 18 | 138 | HOVE |
| 104 | 81 | 57 | 27 | 21 | 7 | 3 | - | 153 | 1.138 | 196 | 1.487 | KALMTHOUT |
| 132 | 98 | 49 | 46 | 29 | 13 | 3 | 2 | 208 | 1.284 | 240 | 1.732 | KAPELLEN |
| 19 | 14 | 14 | - | 2 | 4 | - | - | 126 | 375 | 34 | 535 | KONTICH |
| 4 | 1 | 1 | - | - | 1 | - | - | 20 | 87 | 3 | 110 | LINT |
| 15 | 11 | 5 | 1 | 3 | 1 | - | - | 32 | 213 | 21 | 266 | MALLE |
| 23 | 29 | 29 | 10 | 9 | 3 | 4 | - | 112 | 479 | 84 | 675 | MORTSEL |
| 6 | 2 | 3 | 2 | 1 | - | - | - | 56 | 141 | 8 | 205 | NIEL |
| 8 | 1 | 3 | 2 | 2 | - | - | - | 30 | 140 | 8 | 178 | RAINST |
| 10 | 4 | 7 | 2 | - | - | - | - | 59 | 168 | 13 | 240 | RUMST |
| 3 | 5 | 2 | 3 | - | - | - | - | 30 | 95 | 10 | 135 | SCHELLE |
| 85 | 70 | 48 | 16 | 10 | 4 | 1 | - | 169 | 890 | 149 | 1.208 | SCHILDE |
| 78 | 61 | 37 | 26 | 10 | 6 | 2 | - | 201 | 1.014 | 142 | 1.357 | SCHOTEN |
| 22 | 12 | 4 | 7 | 3 | 2 | - | - | 79 | 441 | 28 | 548 | STABROEK |
| 14 | 12 | 8 | 1 | 1 | 2 | - | - | 28 | 122 | 24 | 174 | WIJNEGEM |
| 7 | 1 | 3 | 1 | - | - | 1 | - | 32 | 180 | 6 | 218 | WOMMELGEM |
| 41 | 19 | 24 | 16 | 12 | 5 | 2 | - | 52 | 516 | 78 | 646 | WUUSTWEZEL |
| 13 | 8 | - | 2 | 1 | 2 | - | - | 24 | 125 | 13 | 162 | ZANDHOVEN |
| 41 | 24 | 22 | 11 | 5 | 5 | 1 | 1 | 57 | 376 | 69 | 502 | ZOERSEL |
| 11 | 10 | 7 | 6 | 4 | 2 | - | - | 82 | 289 | 29 | 400 | ZWIJNDRECHT |
| 228 | 158 | 122 | 69 | 31 | 22 | 5 | 2 | 3.743 | 6.697 | 409 | 10.849 | ARR. MECHELEN |
| - | 3 | 1 | 1 | 1 | 1 | - | - | 10 | 52 | 7 | 69 | BERLAAR |
| 8 | 7 | 3 | 4 | 2 | 4 | - | - | 20 | 138 | 20 | 178 | BONHEIDEN |
| 7 | 6 | 5 | 9 | 1 | - | - | - | 129 | 305 | 21 | 455 | BORNEM |
| 4 | 8 | 6 | 4 | 2 | 2 | - | - | 59 | 139 | 22 | 220 | DUFFEL |
| 8 | 6 | 9 | 3 | 1 | 3 | - | - | 31 | 199 | 22 | 252 | HEIST-OP-DEN-BERG |
| 22 | 16 | 17 | 5 | 2 | 2 | - | - | 440 | 846 | 42 | 1.328 | LIER |
| 120 | 87 | 57 | 31 | 17 | 6 | 5 | 1 | 2.410 | 3.606 | 204 | 6.220 | MECHELEN |
| 4 | 1 | 3 | 3 | - | - | - | - | 23 | 113 | 7 | 143 | NIJLEN |
| 5 | 2 | - | - | - | 1 | - | - | 30 | 96 | 3 | 129 | PUTTE |
| 9 | 4 | 1 | 1 | - | - | - | - | 39 | 131 | 6 | 176 | PUURS |
| 7 | 4 | 5 | - | - | - | - | - | 83 | 152 | 9 | 244 | SINT-AMANDS |
| 11 | 8 | 4 | 4 | 1 | 1 | - | - | 80 | 171 | 18 | 269 | SINT-KATELIJNE-WAVER |
| 23 | 6 | 11 | 4 | 4 | 2 | - | 1 | 389 | 749 | 28 | 1.166 | WILBROEK |
| 845 | 616 | 411 | 218 | 131 | 55 | 15 | - | 1.895 | 10.634 | 1.446 | 13.975 | ARR. TURNHOUT |
| 31 | 22 | 9 | 6 | 4 | - | - | - | 94 | 412 | 41 | 547 | ARENDONK |
| 42 | 33 | 31 | 22 | 10 | 8 | 1 | - | 74 | 568 | 105 | 747 | BAARLE-HERTOG |
| 16 | 7 | 6 | - | - | - | - | - | 49 | 223 | 13 | 285 | BALEN |
| 16 | 19 | 4 | 2 | 1 | 1 | - | - | 65 | 301 | 27 | 393 | BEERSE |
| 12 | 9 | 1 | 1 | 1 | - | - | - | 21 | 142 | 12 | 175 | DESSEL |
| 32 | 30 | 14 | 6 | 7 | 7 | 2 | - | 120 | 512 | 66 | 698 | GEELE |
| 12 | 6 | 4 | 1 | 1 | - | - | - | 9 | 145 | 12 | 166 | GROBBENDONK |
| 21 | 14 | 12 | 13 | 5 | 3 | 1 | - | 54 | 343 | 48 | 445 | HERENTALS |
| 1 | 1 | - | - | - | - | - | - | 4 | 47 | 1 | 52 | HERENTHOUT |
| 7 | 5 | 2 | - | 4 | - | - | - | 13 | 78 | 11 | 102 | HERSELT |
| 138 | 92 | 69 | 37 | 27 | 9 | 3 | - | 192 | 1.578 | 237 | 2.007 | HOOIGSTRATEN |
| - | 2 | 1 | - | - | - | - | - | 4 | 44 | 3 | 51 | HULSHOUT |
| 17 | 12 | 12 | 6 | - | - | - | - | 69 | 271 | 30 | 370 | KASTERLEE |
| 7 | 2 | 2 | - | - | 1 | - | - | 33 | 124 | 5 | 162 | LAAKDAL |
| 13 | 5 | 2 | 2 | 2 | 3 | - | - | 29 | 173 | 14 | 216 | LILLE |
| 4 | 1 | 1 | 1 | - | - | - | - | 12 | 70 | 3 | 85 | MEERHOUT |

| WOONPLAATS | LEEFTIJDGROEP | | | | | | | | | | | |
|------------------------|---------------|---------------|---------------|---------------|---------------|---------------|---------------|---------------|---------------|---------------|---------------|---------------|
| | 0-4 JAAR | 5-9 JAAR | 10-14 JAAR | 15-19 JAAR | 20-24 JAAR | 25-29 JAAR | 30-34 JAAR | 35-39 JAAR | 40-44 JAAR | 45-49 JAAR | 50-54 JAAR | 55-59 JAAR |
| MERKSPLAS | 7 | 9 | 13 | 9 | 11 | 24 | 29 | 33 | 16 | 26 | 13 | 10 |
| MOL | 85 | 95 | 96 | 112 | 98 | 158 | 131 | 105 | 103 | 91 | 78 | 77 |
| OLEN | 6 | 12 | 8 | 5 | 7 | 16 | 14 | 19 | 7 | 11 | 5 | 2 |
| OUD-TURNHOUT | 24 | 23 | 34 | 47 | 48 | 53 | 52 | 36 | 57 | 75 | 84 | 94 |
| RAVELS | 89 | 71 | 62 | 65 | 106 | 180 | 187 | 169 | 138 | 155 | 152 | 127 |
| RETIE | 8 | 5 | 20 | 13 | 16 | 26 | 32 | 9 | 22 | 21 | 24 | 20 |
| RIJKEVORSEL | 9 | 6 | 10 | - | 25 | 26 | 29 | 27 | 11 | 12 | 15 | 13 |
| TURNHOUT | 100 | 94 | 102 | 103 | 185 | 236 | 207 | 159 | 119 | 122 | 94 | 117 |
| VORSELAAR | 1 | - | 2 | 1 | 5 | 7 | 11 | 11 | 5 | 1 | 3 | 4 |
| VOSELAAR | 8 | 8 | 7 | 10 | 22 | 27 | 18 | 18 | 24 | 29 | 29 | 18 |
| WESTERLO | 12 | 13 | 14 | 15 | 18 | 27 | 38 | 20 | 11 | 20 | 13 | 4 |
| BRABANT | 25.359 | 25.606 | 26.602 | 26.464 | 32.159 | 39.753 | 39.149 | 33.198 | 27.633 | 22.818 | 18.295 | 15.319 |
| ARR. BRUSSEL-HOOFDSTAD | 20.535 | 20.413 | 21.041 | 20.790 | 25.378 | 32.069 | 30.711 | 25.093 | 20.212 | 16.205 | 13.581 | 11.902 |
| ANDERLECHT | 1.727 | 1.730 | 1.884 | 1.894 | 2.219 | 2.524 | 2.280 | 1.905 | 1.512 | 1.170 | 1.088 | 1.104 |
| OUDEGEM | 275 | 255 | 246 | 249 | 297 | 504 | 540 | 537 | 429 | 353 | 257 | 180 |
| SINT-AGATHA-BERCHEM | 169 | 126 | 130 | 163 | 190 | 266 | 316 | 200 | 194 | 134 | 88 | 92 |
| BRUSSEL | 3.775 | 3.721 | 3.727 | 3.647 | 4.222 | 5.456 | 5.274 | 4.161 | 3.396 | 2.761 | 2.343 | 2.151 |
| ETTERBEEK | 675 | 642 | 579 | 589 | 938 | 1.556 | 1.408 | 1.138 | 846 | 673 | 512 | 416 |
| EVERE | 382 | 400 | 361 | 279 | 368 | 535 | 547 | 424 | 325 | 246 | 190 | 134 |
| VORST | 997 | 1.062 | 1.076 | 1.002 | 1.252 | 1.492 | 1.416 | 1.239 | 991 | 791 | 654 | 630 |
| GANSBORN | 112 | 107 | 117 | 120 | 175 | 262 | 263 | 258 | 179 | 123 | 78 | 88 |
| ELSENE | 1.245 | 1.088 | 1.081 | 1.135 | 2.527 | 4.190 | 3.840 | 2.727 | 1.979 | 1.498 | 1.144 | 912 |
| JETTE | 433 | 365 | 371 | 366 | 469 | 688 | 754 | 566 | 435 | 297 | 201 | 198 |
| KOEKELBERG | 395 | 353 | 379 | 331 | 435 | 540 | 480 | 387 | 300 | 233 | 182 | 165 |
| SINT-JANS-MOLENBEEK | 2.675 | 2.670 | 2.707 | 2.494 | 2.273 | 2.473 | 2.409 | 2.082 | 1.543 | 1.221 | 1.041 | 1.012 |
| SINT-GILLIS | 1.311 | 1.313 | 1.432 | 1.578 | 2.102 | 2.464 | 2.128 | 1.595 | 1.297 | 1.112 | 1.059 | 1.070 |
| SINT-JOOST-TEN-NODE | 1.265 | 1.189 | 1.092 | 1.103 | 1.282 | 1.512 | 1.273 | 990 | 697 | 518 | 490 | 407 |
| SCHAARBEEK | 3.043 | 3.235 | 3.664 | 3.616 | 3.674 | 4.001 | 3.631 | 3.057 | 2.498 | 1.945 | 1.868 | 1.572 |
| UKKEL | 805 | 926 | 1.059 | 1.036 | 1.275 | 1.492 | 1.520 | 1.550 | 1.499 | 1.265 | 1.001 | 789 |
| WATERMAAL-BOSVOORDE | 190 | 196 | 155 | 149 | 211 | 319 | 396 | 364 | 261 | 242 | 173 | 128 |
| SINT-LAMBRECHTS-WOLUWE | 579 | 541 | 475 | 516 | 843 | 1.088 | 1.351 | 1.078 | 993 | 810 | 571 | 405 |
| SINT-PIETERS-WOLUWE | 482 | 494 | 506 | 523 | 626 | 707 | 885 | 835 | 838 | 813 | 641 | 449 |
| ARR. HALLE-VILVOORDE | 2.054 | 2.233 | 2.511 | 2.434 | 2.490 | 3.044 | 3.372 | 3.432 | 3.245 | 2.881 | 2.099 | 1.539 |
| AFFLIGEM | 5 | 11 | 12 | 8 | 7 | 10 | 16 | 13 | 14 | 11 | 5 | 8 |
| ASSE | 49 | 46 | 53 | 64 | 66 | 118 | 132 | 105 | 91 | 64 | 41 | 31 |
| BEERSEL | 52 | 81 | 70 | 81 | 60 | 102 | 121 | 140 | 117 | 91 | 77 | 53 |
| BEVER | - | - | - | 3 | 2 | 3 | 3 | 1 | 6 | 5 | 2 | 2 |
| DILBEEK | 49 | 41 | 68 | 74 | 88 | 129 | 177 | 146 | 126 | 115 | 47 | 59 |
| DROGENBOS | 22 | 23 | 25 | 31 | 37 | 55 | 51 | 34 | 45 | 28 | 23 | 13 |
| GALMAARDEN | 7 | 5 | 8 | 5 | 8 | 9 | 9 | 6 | 8 | 5 | 7 | 3 |
| GOOIK | 2 | 4 | 2 | - | 3 | 7 | 12 | 6 | 3 | 3 | - | 5 |
| GRIMBERGEN | 67 | 58 | 83 | 86 | 126 | 185 | 192 | 150 | 133 | 136 | 68 | 65 |
| HALLE | 87 | 80 | 100 | 81 | 98 | 141 | 138 | 123 | 81 | 61 | 50 | 42 |
| HERNE | 1 | 8 | 4 | 2 | 3 | 13 | 8 | 11 | 6 | 8 | 3 | 5 |
| HOEILAART | 82 | 84 | 120 | 74 | 87 | 97 | 105 | 129 | 157 | 130 | 81 | 60 |
| KAMPENHOUT | 12 | 14 | 13 | 13 | 14 | 21 | 28 | 41 | 23 | 15 | 14 | 7 |
| KAPELLE-OP-DEN-BOS | 6 | 2 | 2 | 3 | 6 | 15 | 16 | 11 | 3 | 4 | 7 | 3 |
| KRAAINEM | 155 | 174 | 206 | 177 | 183 | 167 | 215 | 246 | 271 | 257 | 228 | 120 |
| LENNIK | 2 | 4 | 3 | 4 | 8 | 9 | 11 | 15 | 8 | 8 | 9 | 5 |
| LIEDEKERKE | 9 | 13 | 1 | 2 | 10 | 12 | 15 | 6 | 9 | 3 | 4 | 2 |
| LINKEBEEK | 13 | 24 | 21 | 30 | 28 | 27 | 26 | 51 | 27 | 37 | 29 | 14 |
| LONDERZEEL | 20 | 17 | 17 | 13 | 17 | 32 | 31 | 17 | 11 | 14 | 6 | 8 |
| MACHELEN | 47 | 46 | 55 | 56 | 66 | 85 | 89 | 75 | 52 | 45 | 41 | 20 |
| MEISE | 30 | 25 | 29 | 21 | 37 | 56 | 73 | 66 | 50 | 50 | 32 | 27 |
| MERCHTEM | 6 | 7 | 8 | 11 | 16 | 18 | 11 | 17 | 11 | 18 | 8 | 9 |
| OPWIJK | 10 | 8 | 1 | 2 | 7 | 14 | 15 | 5 | 5 | 3 | 1 | 6 |
| OVERIJSE | 315 | 349 | 404 | 358 | 331 | 280 | 304 | 441 | 509 | 472 | 386 | 269 |
| PEPINGEN | - | - | 1 | 1 | 4 | 6 | 4 | 4 | 5 | 2 | - | 2 |
| ROOSDAAL | 9 | 7 | 4 | 1 | 6 | 9 | 13 | 9 | 3 | 8 | 4 | 2 |
| SINT-GENESIUS-RODE | 170 | 218 | 265 | 280 | 208 | 196 | 207 | 251 | 305 | 289 | 216 | 124 |
| SINT-PIETERS-LEEUV | 87 | 100 | 92 | 102 | 157 | 219 | 231 | 206 | 135 | 130 | 72 | 72 |
| STEENOKKERZEEL | 13 | 20 | 16 | 20 | 14 | 30 | 30 | 39 | 30 | 30 | 15 | 9 |
| TERNAT | 5 | 9 | 6 | 3 | 9 | 15 | 16 | 16 | 16 | 8 | 7 | 2 |
| VILVOORDE | 272 | 304 | 321 | 329 | 313 | 366 | 399 | 381 | 304 | 224 | 181 | 189 |

| N.I.S. | | TABEL 00.04 B T | | | | | | | BLZ. 2 - FOL. 2 - | | | | |
|--------------------------|---------------|--|---------------|---------------|---------------|---------------|--------------------|----------------|-------------------|--------------------|---------------|-------------------------------|--|
| BEVOLKING OP 1-1-1994 | | VREEMDE BEVOLKING NAAR GESLACHT, LEEFTIJDGROEPEN EN LEEFTIJDKlassen - TOTALE BEVOLKING - | | | | | | | | | | ALLE ADMINISTRATIEVE EENHEDEN | |
| LEEFTIJDGROEP | | | | | | | | LEEFTIJDKlasse | | | ALGE- MEEN | WOONPLAATS | |
| 60-64 JAAR | 65-69 JAAR | 70-74 JAAR | 75-79 JAAR | 80-84 JAAR | 85-89 JAAR | 90-94 JAAR | 95 JAAR EN MEER | 0-14 JAAR | 15-64 JAAR | 65 JAAR EN MEER | TOTAAL | | |
| 20 | 6 | 5 | 4 | 5 | 1 | - | - | 29 | 191 | 21 | 241 | MERKSPAS | |
| 67 | 43 | 18 | 5 | 4 | 5 | 1 | - | 276 | 1.020 | 76 | 1.372 | MOL | |
| 5 | 3 | 1 | - | - | - | - | - | 26 | 91 | 4 | 121 | OLEN | |
| 98 | 55 | 29 | 24 | 7 | 1 | 1 | - | 81 | 644 | 117 | 842 | OUD-TURNHOUT | |
| 129 | 104 | 79 | 35 | 23 | 6 | 2 | - | 222 | 1.408 | 249 | 1.879 | RAVELS | |
| 15 | 11 | 4 | 1 | - | - | - | - | 33 | 198 | 16 | 247 | RETIE | |
| 14 | 9 | 5 | 3 | 2 | - | - | - | 25 | 172 | 19 | 216 | RIJKEVORSEL | |
| 102 | 102 | 72 | 39 | 24 | 7 | 3 | - | 296 | 1.444 | 247 | 1.987 | TURNHOUT | |
| 2 | 1 | 2 | - | - | - | - | - | 3 | 50 | 3 | 56 | VORSELAAR | |
| 15 | 18 | 21 | 4 | 3 | 1 | 1 | - | 23 | 210 | 48 | 281 | VOSSELAAR | |
| 9 | 4 | 5 | 6 | 1 | 2 | - | - | 39 | 175 | 18 | 232 | WESTERLO | |
| 11.525 | 7.830 | 5.057 | 2.398 | 1.842 | 980 | 362 | 111 | 77.567 | 266.313 | 18.580 | 362.460 | BRABANT | |
| 9.122 | 5.990 | 3.806 | 1.812 | 1.420 | 781 | 290 | 94 | 61.989 | 205.063 | 14.193 | 281.245 | ARR. BRUSSEL-HOOFDSTAD | |
| 889 | 547 | 293 | 117 | 102 | 53 | 9 | 4 | 5.341 | 16.585 | 1.125 | 23.051 | ANDERLECHT | |
| 142 | 105 | 68 | 34 | 30 | 12 | 2 | - | 776 | 3.488 | 251 | 4.515 | OUDERGEM | |
| 71 | 60 | 33 | 18 | 12 | 4 | 1 | 1 | 425 | 1.714 | 129 | 2.268 | SINT-AGATHA-BERCHEM | |
| 1.696 | 1.087 | 667 | 296 | 217 | 122 | 48 | 20 | 11.223 | 35.107 | 2.457 | 48.787 | BRUSSEL | |
| 308 | 219 | 161 | 75 | 58 | 38 | 6 | 4 | 1.896 | 8.384 | 561 | 10.841 | ETTERBEEK | |
| 117 | 74 | 64 | 27 | 28 | 8 | 7 | 1 | 1.143 | 3.165 | 209 | 4.517 | EVERE | |
| 510 | 330 | 209 | 87 | 63 | 46 | 16 | 5 | 3.135 | 9.977 | 756 | 13.868 | VORST | |
| 80 | 75 | 58 | 33 | 33 | 16 | 5 | - | 336 | 1.626 | 220 | 2.182 | GANSHOREN | |
| 666 | 493 | 369 | 207 | 165 | 102 | 27 | 13 | 3.414 | 20.618 | 1.376 | 25.408 | ELSENE | |
| 176 | 138 | 84 | 35 | 51 | 33 | 9 | 3 | 1.169 | 4.150 | 353 | 5.672 | JETTE | |
| 119 | 98 | 50 | 21 | 24 | 13 | 5 | 1 | 1.127 | 3.172 | 212 | 4.511 | KOEKELBERG | |
| 743 | 404 | 258 | 118 | 78 | 40 | 16 | 8 | 8.052 | 17.291 | 922 | 26.265 | SINT-JANS-MOLENBEEK | |
| 895 | 519 | 257 | 105 | 82 | 44 | 23 | 3 | 4.056 | 15.300 | 1.033 | 20.389 | SINT-GILLIS | |
| 332 | 174 | 99 | 60 | 36 | 13 | 11 | 3 | 3.546 | 8.604 | 396 | 12.546 | SINT-JOOST-TEN-NODE | |
| 1.236 | 767 | 456 | 222 | 146 | 81 | 34 | 14 | 9.942 | 27.098 | 1.720 | 38.760 | SCHAARBEEK | |
| 516 | 415 | 320 | 148 | 134 | 75 | 42 | 5 | 2.790 | 11.943 | 1.139 | 15.872 | UKKEL | |
| 90 | 73 | 45 | 41 | 31 | 22 | 5 | 3 | 541 | 2.333 | 220 | 3.094 | WATERMAAL-BOSVOORDE | |
| 276 | 224 | 170 | 89 | 64 | 30 | 9 | 3 | 1.595 | 7.931 | 589 | 10.115 | SINT-LAMBRECHTS-WOLUWE | |
| 260 | 188 | 145 | 79 | 66 | 29 | 15 | 3 | 1.482 | 6.577 | 525 | 8.584 | SINT-PIETERS-WOLUWE | |
| 1.099 | 852 | 528 | 218 | 155 | 72 | 22 | 3 | 6.798 | 25.635 | 1.850 | 34.283 | ARR. HALLE-VILVOORDE | |
| 1 | 2 | 2 | 3 | 2 | 1 | - | - | 28 | 93 | 10 | 131 | AFFLIGEM | |
| 20 | 27 | 10 | 5 | 6 | 3 | - | - | 148 | 732 | 51 | 931 | ASSE | |
| 37 | 32 | 21 | 12 | 8 | 3 | 1 | 1 | 203 | 879 | 78 | 1.160 | BEERSEL | |
| - | 2 | 1 | - | - | - | - | - | - | 27 | 3 | 30 | BEVER | |
| 37 | 50 | 34 | 18 | 7 | 6 | 1 | - | 158 | 998 | 116 | 1.272 | DILBEEK | |
| 22 | 13 | 4 | 3 | 6 | - | 3 | - | 70 | 339 | 29 | 438 | DROGENBOS | |
| 2 | 3 | 3 | - | - | - | - | - | 20 | 60 | 6 | 86 | GALMAARDEN | |
| 2 | 3 | 1 | - | - | - | - | - | 8 | 41 | 4 | 53 | GOOIK | |
| 59 | 51 | 37 | 15 | 9 | 7 | 2 | - | 208 | 1.200 | 121 | 1.529 | GRIMBERGEN | |
| 19 | 32 | 25 | 8 | 8 | 2 | 1 | - | 267 | 834 | 76 | 1.177 | HALLE | |
| - | 4 | 2 | 2 | - | 1 | - | - | 13 | 59 | 9 | 81 | HERNE | |
| 35 | 27 | 10 | 4 | 7 | - | - | - | 286 | 955 | 48 | 1.289 | HOEILAART | |
| 7 | 7 | 1 | - | - | 1 | - | - | 39 | 183 | 9 | 231 | KAMPENHOUT | |
| 4 | 2 | 2 | 1 | 2 | - | - | - | 10 | 72 | 7 | 89 | KAPELLE-OP-DEN-BOS | |
| 76 | 73 | 46 | 8 | 15 | 5 | - | - | 535 | 1.940 | 147 | 2.622 | KRAAINEM | |
| 7 | - | - | 1 | 2 | - | - | - | 9 | 84 | 3 | 96 | LENNIK | |
| 3 | 1 | 1 | - | 1 | 1 | - | - | 23 | 66 | 4 | 93 | LIEDEKERKE | |
| 17 | 10 | 5 | - | 2 | 1 | - | - | 58 | 286 | 18 | 362 | LINKEBEEK | |
| 6 | 1 | - | - | - | - | - | - | 54 | 155 | 1 | 210 | LONDERZEEL | |
| 22 | 14 | 9 | 4 | 3 | 1 | - | - | 148 | 551 | 31 | 730 | MACHELEN | |
| 12 | 14 | 10 | 5 | 4 | 4 | - | - | 84 | 424 | 37 | 545 | MEISE | |
| 3 | 1 | 2 | - | - | - | 1 | - | 21 | 122 | 4 | 147 | MERCHTEM | |
| 4 | 3 | - | 1 | - | - | - | - | 19 | 62 | 4 | 85 | OPWIJK | |
| 147 | 68 | 48 | 24 | 7 | 7 | 1 | 1 | 1.068 | 3.497 | 156 | 4.721 | OVERIJSE | |
| 2 | 2 | 1 | 1 | - | - | - | - | 1 | 30 | 4 | 35 | PEPINGEN | |
| 2 | - | 2 | 2 | - | - | - | - | 20 | 57 | 4 | 81 | ROOSDAAL | |
| 90 | 65 | 32 | 12 | 10 | 2 | 1 | - | 653 | 2.166 | 122 | 2.941 | SINT-GENESIUS-RODE | |
| 79 | 49 | 25 | 10 | 11 | 4 | 2 | - | 279 | 1.403 | 101 | 1.783 | SINT-PIETERS-LEEUV | |
| 4 | 8 | 8 | 1 | 2 | 2 | 1 | - | 49 | 221 | 22 | 292 | STEENOKKERZEEL | |
| 4 | 9 | 2 | 2 | - | - | 1 | - | 20 | 96 | 14 | 130 | TERNAT | |
| 181 | 143 | 90 | 44 | 17 | 4 | 4 | 1 | 897 | 2.867 | 303 | 4.067 | VILVOORDE | |

| N.I.S. BEVOLKING OP 1-1-1994 | TABEL OO.04 B T | | | | | | | | | | BLZ. 3.- FOL. 1.- | |
|------------------------------------|--|-------------|---------------|---------------|---------------|---------------|---------------|---------------|---------------|---------------|-------------------------------|---------------|
| | VREEMDE BEVOLKING NAAR GESLACHT, LEEFTIJDGROEPEN EN LEEFTIJDKLASSEN - TOTALE BEVOLKING - | | | | | | | | | | ALLE ADMINISTRATIEVE EENHEDEN | |
| WOONPLAATS | LEEFTIJDGROEP | | | | | | | | | | | |
| | 0-4 JAAR | 5-9 JAAR | 10-14 JAAR | 15-19 JAAR | 20-24 JAAR | 25-29 JAAR | 30-34 JAAR | 35-39 JAAR | 40-44 JAAR | 45-49 JAAR | 50-54 JAAR | 55-59 JAAR |
| WEMMEL | 34 | 34 | 35 | 41 | 55 | 92 | 110 | 86 | 74 | 58 | 48 | 38 |
| WEZEMBEEK-OPPEM | 170 | 154 | 193 | 189 | 144 | 130 | 175 | 203 | 246 | 221 | 176 | 117 |
| ZAVENTEM | 228 | 248 | 254 | 249 | 247 | 328 | 342 | 329 | 328 | 292 | 191 | 129 |
| ZEMST | 18 | 15 | 19 | 20 | 27 | 48 | 47 | 53 | 33 | 36 | 20 | 19 |
| ARR. LEUVEN | 1.124 | 1.100 | 1.064 | 1.124 | 1.879 | 1.958 | 2.014 | 1.683 | 1.369 | 1.272 | 882 | 629 |
| AARSCHOT | 26 | 14 | 5 | 10 | 19 | 52 | 52 | 34 | 26 | 11 | 9 | 8 |
| BEGIJNENDIJK | 1 | 2 | 4 | 2 | 2 | 6 | 9 | 5 | 4 | 6 | 3 | 1 |
| BEKKEVOORT | 5 | 1 | 2 | - | 3 | 4 | 7 | 7 | 2 | 5 | 2 | 2 |
| BERTEM | 35 | 43 | 49 | 33 | 23 | 22 | 43 | 60 | 62 | 54 | 38 | 12 |
| BIERBEEK | 1 | 4 | 3 | 7 | 2 | 9 | 16 | 7 | 5 | 10 | 2 | 1 |
| BOORTMEERBEEK | 11 | 14 | 16 | 15 | 26 | 36 | 18 | 20 | 18 | 26 | 18 | 11 |
| BOUTERSEM | 3 | 2 | 6 | 4 | 6 | 9 | 13 | 5 | 8 | 7 | 2 | 2 |
| DIEST | 89 | 112 | 129 | 112 | 91 | 91 | 109 | 86 | 55 | 40 | 30 | 21 |
| GEETBETS | 4 | 2 | - | 3 | 7 | 1 | 6 | 4 | 3 | 3 | 1 | - |
| GLABBEEK | - | - | - | - | 1 | 4 | 2 | - | - | 2 | - | - |
| HAACHT | 6 | 7 | 8 | 5 | 6 | 28 | 27 | 18 | 13 | 8 | 6 | 6 |
| HERENT | 15 | 14 | 22 | 17 | 27 | 41 | 38 | 30 | 23 | 32 | 16 | 17 |
| HOEGAARDEN | 6 | 3 | 2 | 6 | 7 | 7 | 9 | 7 | 9 | 2 | 4 | 3 |
| HOLSBEEK | 3 | 5 | 4 | 7 | 6 | 10 | 8 | 11 | 8 | 10 | 6 | 1 |
| HULDENBERG | 41 | 38 | 25 | 24 | 18 | 22 | 51 | 60 | 40 | 56 | 23 | 18 |
| KEERBERGEN | 29 | 44 | 43 | 70 | 63 | 45 | 53 | 60 | 60 | 83 | 58 | 43 |
| KORTENAKEN | - | 2 | - | - | 5 | 4 | 4 | 2 | 2 | 3 | 2 | 1 |
| KORTENBERG | 77 | 63 | 70 | 57 | 88 | 80 | 108 | 98 | 108 | 95 | 71 | 40 |
| LANDEN | 2 | 2 | 9 | 9 | 10 | 15 | 7 | 11 | 19 | 12 | 11 | 4 |
| LEUVEN | 417 | 284 | 218 | 297 | 998 | 1.042 | 955 | 614 | 337 | 215 | 144 | 109 |
| LINTER | 1 | 1 | 3 | 2 | 4 | 5 | 2 | 4 | 5 | 4 | 2 | 1 |
| LUBBEEK | 3 | 10 | 11 | 6 | 10 | 11 | 12 | 15 | 11 | 14 | 9 | 6 |
| OUD-HEVERLEE | 21 | 23 | 15 | 15 | 11 | 15 | 27 | 35 | 21 | 28 | 12 | 13 |
| ROTSelaar | 14 | 7 | 9 | 7 | 17 | 26 | 29 | 16 | 12 | 13 | 11 | 5 |
| SCHERPENHEUVEL-ZICHEM | 7 | 7 | 8 | 7 | 10 | 22 | 18 | 25 | 17 | 13 | 6 | 6 |
| TERVUREN | 240 | 330 | 355 | 364 | 343 | 258 | 276 | 352 | 433 | 460 | 347 | 261 |
| TIELT-WINGE | 7 | 4 | 6 | 2 | 7 | 10 | 15 | 9 | 10 | 7 | 3 | 3 |
| TIENEN | 36 | 37 | 29 | 30 | 38 | 52 | 57 | 50 | 41 | 28 | 24 | 15 |
| TREMELO | 21 | 24 | 12 | 11 | 22 | 28 | 36 | 33 | 16 | 25 | 17 | 18 |
| ZOUTLEEuw | 3 | 1 | 1 | 2 | 9 | 3 | 7 | 5 | 1 | - | 5 | 1 |
| ARR. NIJVEL | 1.646 | 1.860 | 1.986 | 2.116 | 2.412 | 2.682 | 3.052 | 2.990 | 2.807 | 2.460 | 1.733 | 1.249 |
| BEVEKOM | 9 | 15 | 12 | 13 | 17 | 17 | 21 | 27 | 25 | 19 | 10 | 6 |
| EIGENBRAKEL | 78 | 92 | 135 | 164 | 156 | 204 | 228 | 243 | 224 | 207 | 149 | 118 |
| KASTEELBRAKEL | 23 | 27 | 19 | 20 | 27 | 41 | 59 | 46 | 54 | 37 | 30 | 24 |
| CHASTRE | 33 | 35 | 41 | 48 | 48 | 35 | 33 | 51 | 40 | 21 | 13 | 8 |
| CHAUMONT-GISTOUX | 28 | 23 | 25 | 33 | 33 | 34 | 52 | 55 | 44 | 50 | 45 | 23 |
| COURT-SAINT-ETIENNE | 38 | 32 | 36 | 42 | 50 | 89 | 52 | 56 | 50 | 48 | 39 | 29 |
| GENEPIEN | 43 | 51 | 52 | 52 | 58 | 58 | 84 | 95 | 86 | 71 | 55 | 32 |
| GRAVEN | 35 | 37 | 44 | 37 | 42 | 47 | 70 | 69 | 67 | 48 | 43 | 33 |
| HELECINE | 2 | 3 | 6 | - | 4 | 2 | 8 | 4 | 4 | 4 | 4 | 2 |
| INCOURT | 7 | 3 | 9 | 8 | 9 | 11 | 11 | 12 | 16 | 17 | 3 | 5 |
| ITTER | 6 | 3 | 8 | 19 | 16 | 27 | 33 | 23 | 28 | 34 | 18 | 11 |
| GELDENAKEN | 19 | 21 | 19 | 20 | 25 | 37 | 41 | 30 | 41 | 32 | 18 | 9 |
| TERHULPEN | 53 | 61 | 60 | 65 | 62 | 83 | 87 | 67 | 82 | 93 | 49 | 43 |
| LASNE | 111 | 141 | 149 | 131 | 116 | 89 | 128 | 164 | 195 | 206 | 138 | 82 |
| MONT-SAINT-GUIBERT | 9 | 9 | 4 | 10 | 30 | 25 | 30 | 21 | 16 | 14 | 11 | 5 |
| NIJVEL | 73 | 92 | 101 | 80 | 149 | 171 | 188 | 142 | 130 | 115 | 59 | 68 |
| ORP-JAUCHE | 3 | 6 | 8 | 8 | 6 | 17 | 11 | 16 | 23 | 15 | 8 | 6 |
| OTTIGNIES-LOUVAIN-LA-NVE | 295 | 308 | 226 | 207 | 389 | 543 | 627 | 487 | 259 | 140 | 101 | 60 |
| PERWIJS | 1 | 6 | 7 | 3 | 7 | 11 | 17 | 21 | 13 | 10 | 10 | 4 |
| RAMILLIES | 4 | 2 | 6 | - | 4 | 5 | 18 | 13 | 21 | 10 | 4 | 3 |
| REBECQ | 28 | 27 | 28 | 52 | 71 | 86 | 81 | 78 | 83 | 58 | 59 | 58 |
| RIXENSART | 109 | 112 | 117 | 123 | 108 | 127 | 156 | 194 | 193 | 189 | 118 | 83 |
| TUBEKE | 184 | 192 | 249 | 319 | 340 | 345 | 366 | 326 | 307 | 272 | 250 | 202 |
| VILLERS-LA-VILLE | 12 | 16 | 26 | 24 | 23 | 30 | 38 | 38 | 37 | 36 | 20 | 18 |
| WALHAIN | 2 | 4 | 6 | 8 | 6 | 15 | 9 | 9 | 13 | 12 | 11 | 6 |
| WATERLOO | 287 | 398 | 466 | 491 | 412 | 306 | 370 | 500 | 540 | 538 | 332 | 210 |
| WAVER | 154 | 144 | 127 | 139 | 204 | 227 | 234 | 203 | 216 | 164 | 136 | 101 |

| N.I.S. BEVOLKING OP 1-1-1984 | | TABEL 00.04 B T | | | | | | | BLZ. 3.- FDL. 2.- | | | ALLE ADMINISTRATIEVE EENHEDEN | |
|--|---------------|-----------------|---------------|---------------|---------------|---------------|--------------------|----------------|-------------------|--------------------|---------------|-------------------------------|--|
| VREEMDE BEVOLKING NAAR GESLACHT, LEEFTIJDGROEPEN EN LEEFTIJDKLASSEN - TOTALE BEVOLKING - | | | | | | | | | | | | | |
| LEEFTIJDGROEP | | | | | | | | LEEFTIJDKLASSE | | | ALGE- MEEN | WOONPLAATS | |
| 60-64 JAAR | 65-69 JAAR | 70-74 JAAR | 75-79 JAAR | 80-84 JAAR | 85-89 JAAR | 90-94 JAAR | 95 JAAR EN MEER | 0-14 JAAR | 15-64 JAAR | 65 JAAR EN MEER | TOTAAL | | |
| 32 | 26 | 32 | 11 | 4 | 5 | 1 | - | 103 | 634 | 79 | 816 | WEMMEL | |
| 55 | 40 | 23 | 11 | 9 | 5 | 2 | - | 517 | 1.656 | 90 | 2.263 | WEZEMBEEK-OPPEM | |
| 93 | 58 | 32 | 7 | 10 | 4 | - | - | 730 | 2.528 | 111 | 3.369 | ZAVENTEM | |
| 15 | 12 | 7 | 3 | 3 | 3 | - | - | 52 | 318 | 28 | 398 | ZEMST | |
| 395 | 264 | 182 | 103 | 79 | 32 | 14 | 4 | 3.288 | 13.205 | 678 | 17.171 | ARR. LEUVEN | |
| 8 | 9 | 8 | 5 | 1 | - | 1 | - | 45 | 229 | 24 | 298 | AARSCHOT | |
| 2 | 4 | - | 2 | - | - | - | - | 7 | 40 | 6 | 53 | BEGIJNENDIJK | |
| 1 | - | 1 | - | - | - | - | - | 8 | 33 | 1 | 42 | BEKKEVOORT | |
| 6 | 2 | 4 | 2 | 1 | - | - | - | 127 | 353 | 9 | 489 | BERTEM | |
| 2 | - | 1 | 8 | 2 | 1 | - | - | 8 | 61 | 12 | 81 | BIERBEEK | |
| 6 | 2 | 5 | - | 1 | 1 | - | - | 41 | 194 | 9 | 244 | BOORTMEERBEEK | |
| 2 | 3 | - | - | - | - | - | - | 11 | 58 | 3 | 72 | BOUTERSEM | |
| 16 | 10 | 8 | 4 | 2 | - | - | - | 330 | 651 | 24 | 1.005 | DIEST | |
| 1 | - | 1 | - | - | - | - | - | 6 | 29 | 1 | 36 | GEETBETS | |
| 1 | - | - | - | 1 | - | - | - | - | 10 | 1 | 11 | GLABBEEK | |
| 6 | 5 | 5 | 3 | 1 | - | - | 1 | 21 | 123 | 15 | 159 | HAACHT | |
| 8 | 5 | 4 | 4 | 4 | - | 1 | - | 51 | 249 | 18 | 318 | HERENT | |
| 1 | 2 | 1 | 2 | - | - | - | - | 11 | 55 | 5 | 71 | HOEGAARDEN | |
| - | 1 | - | - | - | - | - | - | 12 | 67 | 1 | 80 | HOLSBEEK | |
| 10 | 7 | 7 | - | 2 | 1 | 1 | - | 104 | 322 | 18 | 444 | HULDENBERG | |
| 30 | 11 | 10 | 9 | 1 | 2 | - | - | 116 | 565 | 33 | 714 | KEERBERGEN | |
| 1 | - | 1 | - | - | 1 | - | - | 2 | 24 | 2 | 28 | KORTENAKEN | |
| 20 | 9 | 11 | 5 | 3 | 1 | 1 | 1 | 210 | 765 | 31 | 1.006 | KORTENBERG | |
| 4 | 3 | 2 | 1 | - | 1 | 1 | - | 13 | 102 | 8 | 123 | LANDEN | |
| 84 | 61 | 41 | 20 | 34 | 10 | 7 | 2 | 919 | 4.795 | 175 | 5.889 | LEUVEN | |
| - | - | - | - | - | - | - | - | 5 | 29 | - | 34 | LINTER | |
| 2 | 4 | 6 | 1 | - | - | - | - | 24 | 96 | 11 | 131 | LUBBEEK | |
| 5 | 5 | 2 | 5 | - | - | - | - | 59 | 182 | 12 | 253 | ODU-HEVERLEE | |
| 7 | 2 | 7 | 2 | 3 | - | - | - | 30 | 143 | 14 | 187 | ROTSELAAR | |
| 3 | 2 | 4 | 4 | 2 | 3 | 1 | - | 22 | 127 | 16 | 165 | SCHERPENHEUVEL-ZICHEM | |
| 144 | 94 | 38 | 15 | 13 | 6 | - | - | 925 | 3.238 | 166 | 4.329 | TERVUREN | |
| - | 1 | - | - | - | 1 | - | - | 17 | 66 | 2 | 85 | TIELT-WINGE | |
| 12 | 15 | 6 | 5 | 5 | 3 | 1 | - | 102 | 347 | 35 | 484 | TIENEN | |
| 13 | 6 | 8 | 6 | 1 | 1 | - | - | 57 | 219 | 22 | 298 | TREMELO | |
| - | 1 | 1 | - | 2 | - | - | - | 5 | 33 | 4 | 42 | ZOUTLEEUW | |
| 909 | 724 | 541 | 265 | 188 | 95 | 36 | 10 | 5.492 | 22.410 | 1.859 | 29.761 | ARR. NIJVEL | |
| 4 | 3 | 4 | 3 | 1 | 1 | 1 | - | 36 | 159 | 13 | 208 | BEVEKOM | |
| 80 | 49 | 47 | 22 | 19 | 5 | 1 | 3 | 305 | 1.773 | 146 | 2.224 | EIGENBRAKEL | |
| 22 | 24 | 9 | 9 | 2 | 1 | 1 | 1 | 69 | 360 | 47 | 476 | KASTEELBRAKEL | |
| 7 | 6 | 4 | 1 | 2 | 1 | - | - | 109 | 304 | 14 | 427 | CHASTRE | |
| 19 | 18 | 8 | 6 | 2 | 5 | - | - | 76 | 388 | 39 | 503 | CHAUMONT-GISTOUX | |
| 32 | 27 | 13 | 2 | 4 | 1 | 2 | - | 106 | 487 | 49 | 642 | COURT-SAINT-ETIENNE | |
| 35 | 25 | 16 | 9 | 3 | 4 | 1 | - | 146 | 626 | 58 | 830 | GENEPIEN | |
| 11 | 18 | 10 | 10 | 8 | 2 | - | - | 116 | 467 | 48 | 631 | GRAVEN | |
| 1 | 4 | 1 | 1 | - | 1 | - | - | 11 | 33 | 7 | 51 | HELECINE | |
| 4 | 4 | 1 | 5 | 2 | - | - | - | 19 | 96 | 12 | 127 | INCOURT | |
| 5 | 7 | 10 | 1 | 5 | 1 | 1 | - | 17 | 214 | 25 | 256 | ITTER | |
| 9 | 10 | 10 | 3 | 2 | 3 | 4 | - | 59 | 262 | 32 | 353 | GELDENAKEN | |
| 30 | 8 | 8 | 8 | 3 | 4 | 2 | 1 | 174 | 661 | 34 | 869 | TERHULPEN | |
| 47 | 30 | 25 | 14 | 9 | 4 | 2 | - | 401 | 1.296 | 84 | 1.781 | LASNE | |
| 7 | 4 | 4 | 3 | - | 1 | - | - | 22 | 169 | 12 | 203 | MONT-SAINT-GUIBERT | |
| 47 | 58 | 46 | 17 | 11 | 3 | 2 | - | 266 | 1.149 | 137 | 1.552 | NIJVEL | |
| 3 | 6 | 2 | 3 | 3 | 1 | - | - | 17 | 113 | 15 | 145 | ORP-JAUCHE | |
| 46 | 31 | 23 | 21 | 10 | 4 | 5 | - | 829 | 2.859 | 94 | 3.782 | OTTIGNIES-LOUVAIN-LA-NVE | |
| 3 | 5 | 4 | 2 | - | - | - | - | 14 | 99 | 11 | 124 | PERWIJS | |
| 4 | 5 | 3 | - | 2 | - | - | - | 12 | 82 | 10 | 104 | RAMILLIES | |
| 58 | 47 | 53 | 21 | 20 | 9 | 1 | - | 83 | 684 | 151 | 918 | REBECQ | |
| 59 | 44 | 36 | 10 | 10 | 7 | 3 | 2 | 338 | 1.350 | 112 | 1.800 | RIXENSART | |
| 153 | 146 | 82 | 42 | 22 | 15 | 2 | - | 625 | 2.880 | 309 | 3.814 | TUBEKE | |
| 11 | 4 | 16 | 3 | 2 | 2 | - | - | 54 | 275 | 27 | 356 | VILLERS-LA-VILLE | |
| 7 | 5 | 2 | 3 | - | 1 | - | - | 12 | 96 | 11 | 119 | WALHAIN | |
| 138 | 85 | 57 | 27 | 33 | 13 | 7 | 2 | 1.151 | 3.837 | 224 | 5.212 | WATERLOO | |
| 67 | 51 | 47 | 19 | 13 | 6 | 1 | 1 | 425 | 1.691 | 138 | 2.254 | WAVER | |

| N.I.S. BEVOLKING OP 1-1-1994 | TABEL 00.04 B T VREEMDE BEVOLKING NAAR GESLACHT, LEEFTIJDGROEPEN EN LEEFTIJDKlassen - TOTALE BEVOLKING - | | | | | | | | | | BLZ. 4.- FOL. 1.- | | ALLE ADMINISTRATIEVE EENHEDEN |
|------------------------------------|---|----------------|---------------|---------------|---------------|---------------|---------------|---------------|---------------|---------------|-------------------|---------------|-------------------------------|
| | Woonplaats | Leeftijdsgroep | | | | | | | | | | | |
| | 0-4 JAAR | 5-9 JAAR | 10-14 JAAR | 15-19 JAAR | 20-24 JAAR | 25-29 JAAR | 30-34 JAAR | 35-39 JAAR | 40-44 JAAR | 45-49 JAAR | 50-54 JAAR | 55-59 JAAR | |
| HENEGOUWEN | 5.659 | 7.120 | 8.616 | 10.897 | 15.059 | 16.542 | 16.952 | 16.467 | 14.268 | 11.790 | 8.957 | 8.779 | |
| ARR. AAT | 123 | 152 | 212 | 246 | 317 | 396 | 405 | 383 | 351 | 280 | 184 | 165 | |
| AAT | 12 | 16 | 21 | 31 | 66 | 57 | 69 | 71 | 67 | 42 | 23 | 18 | |
| BELOEIL | 22 | 13 | 23 | 27 | 55 | 106 | 76 | 79 | 77 | 51 | 28 | 24 | |
| BERNISSART | 53 | 92 | 131 | 139 | 155 | 158 | 176 | 170 | 150 | 123 | 91 | 82 | |
| BRUGELLETTE | 15 | 5 | 7 | 12 | 8 | 12 | 12 | 14 | 11 | 9 | 6 | 10 | |
| CHIEVRES | 8 | 13 | 15 | 13 | 13 | 13 | 17 | 15 | 9 | 18 | 10 | 7 | |
| ELZELE | 6 | 3 | 2 | 7 | 7 | 15 | 13 | 13 | 12 | 14 | 7 | 4 | |
| VLOESBERG | 3 | 2 | 2 | 1 | 3 | 10 | 9 | 2 | 3 | 5 | 3 | 3 | |
| FRASNES-LEZ-ANVAING | 4 | 8 | 11 | 16 | 10 | 25 | 33 | 19 | 22 | 18 | 16 | 17 | |
| ARR. CHARLEROI | 2.287 | 2.931 | 3.782 | 4.859 | 6.335 | 6.802 | 7.059 | 6.814 | 5.673 | 4.717 | 3.721 | 3.873 | |
| AISEAU-PRESLES | 95 | 133 | 161 | 193 | 184 | 210 | 293 | 235 | 181 | 150 | 111 | 132 | |
| CHAPELLE-LEZ-HERLAIMONT | 48 | 71 | 98 | 213 | 316 | 338 | 333 | 355 | 322 | 281 | 179 | 229 | |
| CHARLEROI | 1.257 | 1.537 | 1.925 | 2.438 | 3.377 | 3.611 | 3.542 | 3.292 | 2.679 | 2.309 | 1.840 | 1.965 | |
| CHATELET | 217 | 247 | 393 | 488 | 607 | 650 | 694 | 669 | 600 | 467 | 413 | 409 | |
| COURCELLES | 102 | 138 | 224 | 281 | 290 | 403 | 481 | 446 | 377 | 314 | 234 | 214 | |
| FARCIENNES | 198 | 265 | 281 | 310 | 307 | 303 | 329 | 337 | 250 | 161 | 170 | 148 | |
| FLEURUS | 71 | 132 | 198 | 255 | 369 | 351 | 379 | 377 | 298 | 248 | 213 | 229 | |
| FONTAINE-L'EVEQUE | 91 | 111 | 175 | 215 | 317 | 299 | 298 | 360 | 310 | 262 | 204 | 182 | |
| GERPINNES | 6 | 17 | 13 | 29 | 43 | 44 | 62 | 79 | 61 | 53 | 47 | 39 | |
| LES BONS VILLERS | 17 | 20 | 19 | 46 | 43 | 44 | 33 | 37 | 38 | 37 | 25 | 27 | |
| MANAGE | 114 | 164 | 178 | 248 | 326 | 353 | 384 | 379 | 352 | 254 | 160 | 184 | |
| MONTIGNIES-LE-TILLEUL | 8 | 11 | 15 | 24 | 48 | 59 | 56 | 75 | 60 | 58 | 36 | 46 | |
| PONT-A-CELLES | 13 | 20 | 19 | 35 | 35 | 51 | 64 | 77 | 73 | 65 | 42 | 27 | |
| SENEFFE | 50 | 65 | 83 | 84 | 73 | 86 | 111 | 96 | 72 | 58 | 47 | 42 | |
| ARR. BERGEN | 1.532 | 1.830 | 1.964 | 2.335 | 3.335 | 3.762 | 3.820 | 3.773 | 3.011 | 2.424 | 1.787 | 1.757 | |
| BOUSSU | 91 | 107 | 116 | 182 | 265 | 357 | 398 | 418 | 274 | 197 | 146 | 188 | |
| COLFONTAINE | 99 | 110 | 152 | 258 | 289 | 339 | 333 | 387 | 314 | 220 | 164 | 179 | |
| DOUR | 30 | 33 | 46 | 83 | 132 | 120 | 133 | 179 | 145 | 95 | 63 | 75 | |
| FRAMERIES | 58 | 94 | 100 | 152 | 199 | 246 | 272 | 285 | 213 | 195 | 106 | 129 | |
| HENSIES | 67 | 70 | 74 | 106 | 121 | 129 | 124 | 102 | 89 | 51 | 58 | 73 | |
| HONNELLES | 6 | 9 | 12 | 11 | 17 | 18 | 27 | 28 | 33 | 24 | 17 | 15 | |
| JURBEKE | 89 | 88 | 94 | 76 | 50 | 70 | 73 | 69 | 91 | 87 | 68 | 21 | |
| LENS | 16 | 15 | 14 | 12 | 9 | 19 | 21 | 15 | 11 | 15 | 9 | 14 | |
| BERGEN | 848 | 997 | 924 | 968 | 1.649 | 1.665 | 1.576 | 1.474 | 1.140 | 964 | 713 | 604 | |
| QUAREGNON | 130 | 169 | 266 | 275 | 341 | 441 | 467 | 412 | 322 | 251 | 216 | 224 | |
| QUEVY | 8 | 5 | 7 | 11 | 16 | 28 | 20 | 36 | 32 | 32 | 27 | 25 | |
| QUIEVRAIN | 28 | 56 | 57 | 69 | 90 | 117 | 110 | 87 | 92 | 106 | 66 | 69 | |
| SAINT-GHISLAIN | 62 | 77 | 102 | 132 | 157 | 213 | 266 | 281 | 255 | 187 | 134 | 141 | |
| ARR. MOESKROEN | 441 | 499 | 564 | 602 | 854 | 856 | 809 | 852 | 1.021 | 867 | 529 | 507 | |
| KOMEN-WAASTEN | 132 | 146 | 140 | 152 | 244 | 283 | 281 | 274 | 302 | 276 | 179 | 189 | |
| MOESKROEN | 309 | 353 | 424 | 450 | 610 | 573 | 528 | 578 | 719 | 591 | 350 | 318 | |
| ARR. ZINNIK | 723 | 940 | 1.202 | 1.487 | 2.163 | 2.402 | 2.554 | 2.359 | 2.040 | 1.681 | 1.358 | 1.208 | |
| 'S GRAVENBRAKEL | 60 | 71 | 69 | 64 | 92 | 135 | 133 | 136 | 116 | 103 | 68 | 51 | |
| ECAUSSINNES | 9 | 10 | 18 | 15 | 32 | 34 | 53 | 35 | 37 | 27 | 26 | 18 | |
| EDINGEN | 9 | 14 | 18 | 28 | 38 | 37 | 48 | 51 | 42 | 35 | 18 | 15 | |
| LA LOUVIERE | 482 | 662 | 884 | 1.165 | 1.727 | 1.876 | 1.938 | 1.789 | 1.494 | 1.225 | 1.055 | 1.018 | |
| LE ROEULX | 12 | 18 | 25 | 31 | 54 | 48 | 73 | 66 | 58 | 51 | 36 | 22 | |
| LESSEN | 34 | 29 | 30 | 22 | 35 | 54 | 66 | 57 | 60 | 47 | 16 | 18 | |
| OPZULLIK | 11 | 12 | 7 | 13 | 14 | 18 | 27 | 25 | 22 | 25 | 12 | 7 | |
| ZINNIK | 106 | 124 | 151 | 149 | 171 | 200 | 216 | 200 | 211 | 168 | 127 | 59 | |
| ARR. THUIN | 227 | 339 | 470 | 791 | 1.234 | 1.298 | 1.345 | 1.377 | 1.253 | 1.032 | 867 | 854 | |
| ANDERLUES | 33 | 47 | 64 | 99 | 143 | 130 | 145 | 135 | 154 | 127 | 119 | 87 | |
| BEAUMONT | 5 | 7 | 6 | 18 | 20 | 12 | 19 | 13 | 13 | 11 | 6 | 6 | |
| BINCHE | 70 | 100 | 133 | 276 | 453 | 457 | 461 | 479 | 408 | 333 | 268 | 308 | |
| CHIMAY | 10 | 9 | 9 | 25 | 31 | 30 | 28 | 36 | 41 | 40 | 28 | 13 | |
| ERQUELINNES | 16 | 30 | 36 | 55 | 64 | 65 | 83 | 85 | 81 | 87 | 62 | 77 | |
| ESTINNES | 6 | 11 | 14 | 13 | 33 | 47 | 34 | 36 | 43 | 33 | 23 | 18 | |
| FROIDCHAPELLE | 2 | 2 | 2 | 4 | 4 | 7 | 6 | 7 | 7 | 4 | 6 | 8 | |
| HAM-SUR-HEURE-NALINNES | 5 | 6 | 4 | 18 | 25 | 28 | 44 | 58 | 46 | 30 | 34 | 20 | |
| LOBBES | - | - | 6 | 4 | 11 | 18 | 20 | 24 | 20 | 13 | 8 | 9 | |
| MERBES-LE-CHATEAU | 6 | 4 | 8 | 5 | 18 | 20 | 27 | 17 | 22 | 13 | 9 | 12 | |

| N.I.S. | | TABEL 00.04 B T | | | | | | | BLZ. 4.- FOL. 2.- | | | ALLE ADMINISTRATIEVE EENHEDEN | | |
|-----------------------|------------|---|------------|------------|------------|------------|-----------------|----------------|-------------------|-----------------|----------|-------------------------------|----------------------|--|
| BEVOLKING OP 1-1-1994 | | VREEMDE BEVOLKING NAAR GESLACHT, LEEFTIJDGROEPEN EN LEEFTIJDKlassen | | | | | | | | | | | - TOTALE BEVOLKING - | |
| LEEFTIJDGROEP | | | | | | | | LEEFTIJDKlasse | | | ALGEMEEN | WOONPLAATS | | |
| 60-64 JAAR | 65-69 JAAR | 70-74 JAAR | 75-79 JAAR | 80-84 JAAR | 85-89 JAAR | 90-94 JAAR | 95 JAAR EN MEER | 0-14 JAAR | 15-64 JAAR | 65 JAAR EN MEER | TOTAAL | | | |
| 8.939 | 8.757 | 6.112 | 2.463 | 1.978 | 862 | 281 | 62 | 21.395 | 128.850 | 20.515 | 170.560 | HENEGOUWEN | | |
| 179 | 190 | 127 | 59 | 37 | 17 | 10 | 2 | 487 | 2.906 | 442 | 3.835 | ARR. AAT | | |
| 15 | 17 | 22 | 8 | 13 | 4 | 2 | 1 | 49 | 459 | 67 | 575 | AAT | | |
| 26 | 25 | 18 | 7 | 6 | 4 | 1 | - | 58 | 549 | 61 | 668 | BELOEIL | | |
| 113 | 107 | 71 | 36 | 13 | 5 | 6 | - | 276 | 1.357 | 238 | 1.871 | BERNISSART | | |
| 5 | 7 | 3 | 1 | - | - | - | - | 27 | 99 | 11 | 137 | BRUGELLETT | | |
| 2 | 10 | 4 | 2 | 3 | 3 | - | - | 36 | 117 | 22 | 175 | CHIEVRES | | |
| 2 | 6 | 3 | 1 | 1 | - | 1 | - | 11 | 94 | 12 | 117 | ELZELE | | |
| 2 | 4 | - | 1 | - | - | - | - | 7 | 41 | 5 | 53 | VLOESBERG | | |
| 14 | 14 | 6 | 3 | 1 | 1 | - | 1 | 23 | 190 | 26 | 239 | FRASNES-LEZ-ANVAING | | |
| 3.903 | 3.851 | 2.586 | 1.018 | 705 | 306 | 104 | 22 | 9.000 | 53.756 | 8.592 | 71.348 | ARR. CHARLEROI | | |
| 138 | 164 | 103 | 34 | 22 | 9 | 2 | - | 389 | 1.827 | 334 | 2.550 | AISEAU-PRESLES | | |
| 205 | 223 | 122 | 59 | 35 | 22 | 3 | - | 217 | 2.771 | 464 | 3.452 | CHAPELLE-LEZ-HERLAIMONT | | |
| 1.958 | 1.881 | 1.245 | 504 | 348 | 162 | 62 | 13 | 4.719 | 27.011 | 4.215 | 35.945 | CHARLEROI | | |
| 447 | 469 | 319 | 108 | 74 | 45 | 11 | 3 | 857 | 5.444 | 1.029 | 7.330 | CHATELET | | |
| 242 | 258 | 218 | 64 | 49 | 9 | 6 | 1 | 464 | 3.282 | 605 | 4.351 | COURCELLES | | |
| 145 | 117 | 83 | 34 | 22 | 8 | 2 | - | 744 | 2.460 | 266 | 3.470 | FARCIENNES | | |
| 210 | 175 | 124 | 55 | 36 | 6 | 4 | - | 401 | 2.929 | 400 | 3.730 | FLEURUS | | |
| 217 | 234 | 149 | 65 | 48 | 20 | 6 | 2 | 377 | 2.664 | 524 | 3.565 | FONTAINE-L'EVEQUE | | |
| 35 | 44 | 30 | 19 | 11 | 6 | 3 | 1 | 36 | 492 | 114 | 642 | GERPINNES | | |
| 17 | 17 | 8 | 2 | 6 | 1 | 1 | - | 56 | 347 | 35 | 438 | LES BONS VILLERS | | |
| 209 | 168 | 103 | 41 | 30 | 13 | 1 | 2 | 456 | 2.849 | 358 | 3.663 | MANAGE | | |
| 36 | 41 | 43 | 20 | 14 | 3 | 2 | - | 34 | 498 | 123 | 655 | MONTIGNIES-LE-TILLEUL | | |
| 20 | 34 | 30 | 7 | 6 | 2 | - | - | 52 | 489 | 79 | 620 | PONT-A-CELLES | | |
| 24 | 26 | 9 | 6 | 4 | - | 1 | - | 198 | 693 | 46 | 937 | SENEFFE | | |
| 1.854 | 1.880 | 1.257 | 513 | 386 | 142 | 37 | 10 | 5.326 | 27.858 | 4.225 | 37.409 | ARR. BERGEN | | |
| 212 | 228 | 164 | 57 | 45 | 12 | 3 | - | 314 | 2.637 | 509 | 3.460 | BOUSSU | | |
| 171 | 191 | 136 | 63 | 41 | 8 | 1 | - | 361 | 2.654 | 440 | 3.455 | COLFONTAINE | | |
| 98 | 102 | 66 | 43 | 21 | 14 | 3 | 1 | 109 | 1.123 | 250 | 1.482 | DOUR | | |
| 135 | 164 | 109 | 47 | 24 | 10 | 3 | 1 | 252 | 1.932 | 358 | 2.542 | FRAMERIES | | |
| 61 | 54 | 41 | 13 | 8 | 4 | - | - | 211 | 914 | 120 | 1.245 | HENSIES | | |
| 21 | 18 | 22 | 7 | 6 | 5 | - | - | 27 | 211 | 58 | 296 | HONNELLES | | |
| 21 | 19 | 1 | 1 | 4 | 1 | 2 | - | 271 | 626 | 28 | 925 | JURBEKE | | |
| 8 | 7 | 4 | 2 | 1 | - | - | - | 45 | 133 | 14 | 192 | LENS | | |
| 620 | 611 | 390 | 153 | 120 | 33 | 17 | 8 | 2.769 | 11.373 | 1.332 | 15.474 | BERGEN | | |
| 257 | 225 | 122 | 49 | 50 | 13 | 2 | - | 565 | 3.206 | 461 | 4.232 | QUAREGNON | | |
| 23 | 30 | 20 | 3 | 4 | 5 | 1 | - | 20 | 250 | 63 | 333 | QUEVY | | |
| 62 | 53 | 47 | 26 | 29 | 9 | 2 | - | 141 | 868 | 166 | 1.175 | QUIEVRAIN | | |
| 165 | 178 | 135 | 49 | 33 | 28 | 3 | - | 241 | 1.931 | 426 | 2.598 | SAINT-GHISLAIN | | |
| 501 | 404 | 360 | 175 | 169 | 87 | 32 | 5 | 1.504 | 7.398 | 1.232 | 10.134 | ARR. MOESKROEN | | |
| 142 | 103 | 97 | 55 | 44 | 25 | 5 | 1 | 418 | 2.322 | 330 | 3.070 | KOMEN-WAASTEN | | |
| 359 | 301 | 263 | 120 | 125 | 62 | 27 | 4 | 1.086 | 5.076 | 902 | 7.064 | MOESKROEN | | |
| 1.198 | 1.100 | 783 | 309 | 242 | 88 | 21 | 6 | 2.865 | 18.450 | 2.549 | 23.864 | ARR. ZINNIK | | |
| 60 | 35 | 22 | 15 | 9 | 4 | - | 2 | 200 | 958 | 87 | 1.245 | 'S GRAVENBRAKEL | | |
| 17 | 12 | 9 | 5 | 4 | - | - | - | 37 | 294 | 30 | 361 | ECAUSSINNES | | |
| 10 | 15 | 14 | 1 | 4 | 2 | - | - | 41 | 322 | 36 | 399 | EDINGEN | | |
| 993 | 930 | 638 | 254 | 191 | 68 | 17 | 2 | 2.028 | 14.280 | 2.100 | 18.408 | LA LOUVIERE | | |
| 34 | 40 | 38 | 13 | 10 | 3 | - | 2 | 55 | 473 | 106 | 634 | LE ROEULX | | |
| 23 | 18 | 25 | 7 | 6 | 4 | 1 | - | 93 | 398 | 61 | 552 | LESSEN | | |
| 6 | 8 | 4 | 2 | 3 | 1 | - | - | 30 | 169 | 18 | 217 | OPZULLIK | | |
| 55 | 42 | 33 | 12 | 15 | 6 | 3 | - | 381 | 1.556 | 111 | 2.048 | ZINNIK | | |
| 879 | 884 | 631 | 258 | 233 | 106 | 26 | 7 | 1.036 | 10.930 | 2.145 | 14.111 | ARR. THUIN | | |
| 101 | 94 | 78 | 26 | 23 | 9 | 2 | - | 144 | 1.240 | 232 | 1.616 | ANDERLUES | | |
| 11 | 9 | 11 | 2 | 10 | 3 | - | - | 18 | 129 | 35 | 182 | BEAUMONT | | |
| 363 | 296 | 236 | 87 | 83 | 41 | 11 | 1 | 303 | 3.806 | 755 | 4.864 | BINCHE | | |
| 8 | 36 | 18 | 5 | 9 | 5 | 1 | 1 | 28 | 280 | 75 | 383 | CHIMAY | | |
| 57 | 83 | 46 | 25 | 19 | 6 | 3 | 1 | 82 | 716 | 183 | 981 | ERQUELINNES | | |
| 16 | 17 | 16 | 4 | 6 | 3 | - | 2 | 31 | 296 | 48 | 375 | ESTINNES | | |
| 2 | 2 | 5 | - | 1 | 2 | 1 | - | 6 | 55 | 11 | 72 | FROIDCHAPELLE | | |
| 18 | 28 | 19 | 13 | 9 | 3 | 2 | 2 | 15 | 321 | 76 | 412 | HAM-SUR-HEURE-NALINNES | | |
| 13 | 15 | 9 | 4 | - | 2 | 1 | - | 6 | 140 | 31 | 177 | LOBBES | | |
| 10 | 16 | 8 | 4 | 2 | 2 | 1 | - | 18 | 153 | 33 | 204 | MERBES-LE-CHATEAU | | |

| N.I.S. BEVOLKING OP 1-1-1994 | TABEL 00.04 B T | | | | | | | | | | | BLZ. 5.- FOL. 1.- | ALLE ADMINISTRATIEVE EENHEDEN |
|------------------------------------|--|-------------|---------------|---------------|---------------|---------------|---------------|---------------|---------------|---------------|---------------|-------------------|-------------------------------|
| | VREEMDE BEVOLKING NAAR GESLACHT, LEEFTIJDGROEPEN EN LEEFTIJDKlassen - TOTALE BEVOLKING - | | | | | | | | | | | | |
| WOONPLAATS | LEEFTIJDGROEP | | | | | | | | | | | | |
| | 0-4 JAAR | 5-9 JAAR | 10-14 JAAR | 15-19 JAAR | 20-24 JAAR | 25-29 JAAR | 30-34 JAAR | 35-39 JAAR | 40-44 JAAR | 45-49 JAAR | 50-54 JAAR | 55-59 JAAR | |
| MOMIGNIES | 6 | 9 | 10 | 18 | 20 | 39 | 29 | 28 | 27 | 43 | 26 | 24 | |
| MORLANWELZ | 60 | 109 | 160 | 232 | 366 | 393 | 374 | 356 | 326 | 239 | 235 | 241 | |
| SIVRY-RANCE | 4 | 1 | 3 | 3 | 8 | 19 | 15 | 27 | 16 | 17 | 11 | 5 | |
| THUIN | 4 | 4 | 15 | 21 | 38 | 33 | 60 | 76 | 49 | 42 | 32 | 26 | |
| ARR. DOORNIK | 326 | 429 | 422 | 577 | 821 | 1.026 | 960 | 909 | 919 | 789 | 511 | 415 | |
| ANTOING | 4 | 12 | 15 | 23 | 29 | 26 | 36 | 26 | 42 | 34 | 20 | 18 | |
| BRUNEHOUT | 26 | 39 | 31 | 32 | 47 | 72 | 56 | 66 | 57 | 47 | 39 | 31 | |
| CELLES | 10 | 13 | 12 | 11 | 18 | 12 | 13 | 14 | 23 | 16 | 11 | 1 | |
| ESTAIMPUIS | 75 | 99 | 95 | 105 | 114 | 111 | 133 | 142 | 185 | 152 | 106 | 94 | |
| LEUZE-EN-HAINAUT | 14 | 25 | 17 | 19 | 31 | 43 | 46 | 40 | 29 | 34 | 16 | 14 | |
| MONT-DE-L'ENCLUS | 1 | 3 | 7 | 7 | 7 | 8 | 9 | 11 | 12 | 11 | 6 | 2 | |
| PECQ | 9 | 11 | 8 | 11 | 21 | 20 | 22 | 24 | 24 | 17 | 11 | 13 | |
| PERUWELZ | 47 | 88 | 93 | 156 | 168 | 212 | 198 | 198 | 186 | 135 | 102 | 83 | |
| RUMES | 5 | 14 | 8 | 11 | 20 | 29 | 16 | 23 | 30 | 32 | 19 | 10 | |
| DOORNIK | 135 | 125 | 136 | 202 | 366 | 493 | 431 | 365 | 331 | 311 | 181 | 149 | |
| PROV. LUIK | 5.343 | 5.997 | 6.555 | 7.630 | 10.432 | 13.225 | 13.328 | 12.148 | 9.658 | 7.711 | 6.682 | 6.901 | |
| ARR. HOEI | 196 | 165 | 176 | 220 | 351 | 457 | 502 | 467 | 384 | 324 | 208 | 246 | |
| AMAY | 13 | 7 | 12 | 25 | 39 | 67 | 70 | 65 | 56 | 53 | 40 | 48 | |
| ANTHISNES | - | 3 | 1 | 9 | 8 | 12 | 16 | 14 | 11 | 10 | 10 | 8 | |
| BURDINNE | 2 | 2 | - | 5 | 1 | 6 | 6 | 7 | 7 | 7 | 1 | 5 | |
| CLAVIER | 5 | 10 | 6 | 4 | 11 | 10 | 16 | 16 | 11 | 12 | 3 | 7 | |
| ENGIS | 19 | 12 | 17 | 29 | 41 | 47 | 53 | 54 | 49 | 41 | 22 | 38 | |
| FERRIERES | 3 | 3 | 4 | 2 | 5 | 12 | 8 | 11 | 5 | 4 | 4 | 3 | |
| HAMOIR | 3 | 3 | 4 | 3 | 5 | 7 | 14 | 7 | 16 | - | 5 | 4 | |
| HERON | 3 | 6 | 5 | 10 | 5 | 7 | 9 | 12 | 8 | 9 | 2 | 3 | |
| HOEI | 104 | 82 | 64 | 71 | 127 | 162 | 143 | 118 | 101 | 62 | 47 | 45 | |
| MARCHIN | 6 | 11 | 14 | 22 | 38 | 27 | 32 | 29 | 25 | 33 | 21 | 16 | |
| MODAVE | 4 | 5 | 5 | 5 | 10 | 13 | 19 | 12 | 8 | 16 | 12 | 17 | |
| NANDRIN | 3 | 2 | 1 | 4 | 1 | 8 | 29 | 25 | 13 | 15 | 7 | 8 | |
| OUFFET | 3 | 1 | 3 | 2 | 6 | 6 | 6 | 8 | 9 | 6 | 3 | 4 | |
| TINLOT | - | - | 3 | 2 | 2 | 3 | 1 | 6 | 8 | 6 | 1 | 4 | |
| VERLAINE | - | 6 | 8 | 2 | 5 | 5 | 10 | 19 | 13 | 8 | 4 | 2 | |
| VILLERS-LE-BOUILLET | 6 | 1 | 11 | 6 | 12 | 12 | 18 | 23 | 14 | 11 | 5 | 10 | |
| WANZE | 22 | 11 | 18 | 19 | 35 | 53 | 52 | 41 | 30 | 31 | 21 | 24 | |
| ARR. LUIK | 3.598 | 4.218 | 4.738 | 5.890 | 8.155 | 9.870 | 9.887 | 9.152 | 7.151 | 5.698 | 4.937 | 5.231 | |
| ANS | 108 | 148 | 206 | 285 | 298 | 339 | 403 | 433 | 370 | 300 | 224 | 230 | |
| AWANS | 4 | 11 | 12 | 16 | 30 | 32 | 58 | 65 | 46 | 44 | 21 | 23 | |
| AYWAILLE | 10 | 13 | 11 | 7 | 14 | 22 | 28 | 31 | 27 | 11 | 8 | 10 | |
| BITSINGEN | 18 | 24 | 18 | 10 | 35 | 49 | 48 | 51 | 36 | 21 | 31 | 34 | |
| BEYNE-HEUSAY | 58 | 48 | 64 | 108 | 134 | 138 | 174 | 171 | 135 | 98 | 100 | 93 | |
| BLEGNV | 35 | 27 | 36 | 44 | 53 | 67 | 82 | 79 | 56 | 39 | 50 | 27 | |
| CHAUDFONTAINE | 18 | 29 | 25 | 40 | 63 | 80 | 92 | 95 | 90 | 83 | 66 | 70 | |
| COMBLAIN-AU-PONT | 8 | 8 | 16 | 16 | 29 | 33 | 37 | 21 | 24 | 22 | 20 | 19 | |
| DALHEM | 7 | 11 | 9 | 5 | 12 | 21 | 28 | 28 | 21 | 23 | 21 | 17 | |
| ESNEUX | 5 | 10 | 21 | 13 | 33 | 52 | 59 | 55 | 36 | 40 | 24 | 24 | |
| FLEMALLE | 52 | 48 | 73 | 117 | 181 | 247 | 263 | 297 | 250 | 218 | 190 | 202 | |
| FLERON | 71 | 85 | 109 | 152 | 154 | 196 | 205 | 254 | 186 | 155 | 143 | 137 | |
| GRACE-HOLLOGNE | 104 | 186 | 247 | 306 | 400 | 430 | 495 | 516 | 433 | 351 | 270 | 253 | |
| HERSTAL | 247 | 309 | 444 | 499 | 676 | 760 | 816 | 866 | 692 | 542 | 424 | 476 | |
| JUPRELLE | 12 | 26 | 33 | 38 | 36 | 40 | 41 | 64 | 65 | 40 | 25 | 17 | |
| LUIK | 2.019 | 2.177 | 2.173 | 2.550 | 3.953 | 4.851 | 4.343 | 3.552 | 2.571 | 2.006 | 1.783 | 1.919 | |
| NEUPRE | 9 | 11 | 18 | 23 | 22 | 27 | 42 | 42 | 50 | 57 | 37 | 36 | |
| OUPEYE | 53 | 70 | 76 | 105 | 141 | 173 | 210 | 245 | 201 | 152 | 91 | 110 | |
| SAINT-NICOLAS | 230 | 343 | 415 | 509 | 607 | 724 | 794 | 751 | 592 | 468 | 476 | 472 | |
| SERAING | 322 | 375 | 462 | 702 | 902 | 1.159 | 1.175 | 1.072 | 881 | 750 | 667 | 797 | |
| SOU MAGNE | 20 | 32 | 36 | 65 | 87 | 118 | 129 | 133 | 112 | 102 | 79 | 66 | |
| SPRIMONT | 18 | 20 | 17 | 20 | 33 | 44 | 53 | 57 | 50 | 25 | 23 | 41 | |
| TROOZ | 10 | 12 | 20 | 24 | 29 | 73 | 64 | 61 | 58 | 41 | 38 | 44 | |
| WEZET | 160 | 195 | 197 | 236 | 233 | 195 | 248 | 213 | 169 | 110 | 126 | 114 | |
| ARR. VERVIERS | 1.516 | 1.574 | 1.586 | 1.448 | 1.810 | 2.731 | 2.746 | 2.347 | 1.946 | 1.562 | 1.453 | 1.328 | |
| AMEL | 6 | 6 | 8 | 5 | 3 | 9 | 14 | 11 | 12 | 7 | 9 | - | |
| AUBEL | 2 | 4 | 4 | 3 | 5 | 12 | 15 | 13 | 4 | 7 | 7 | 6 | |
| BAELEN | 9 | 11 | 9 | 16 | 18 | 23 | 24 | 36 | 19 | 18 | 19 | 21 | |
| BULLINGEN | 9 | 8 | 11 | 14 | 10 | 30 | 13 | 16 | 16 | 11 | 14 | 7 | |

| N.I.S. | | TABEL 00.04 B T | | | | | | | BLZ. 5.- FOL. 2.- | | | ALLE ADMINISTRATIEVE EENHEDEN | | |
|-----------------------|------------|---|------------|------------|------------|------------|-----------------|----------------|-------------------|-----------------|----------|-------------------------------|----------------------|--|
| BEVOLKING OP 1-1-1994 | | VREEMDE BEVOLKING NAAR GESLACHT, LEEFTIJDGROEPEN EN LEEFTIJDKlassen | | | | | | | | | | | - TOTALE BEVOLKING - | |
| LEEFTIJDGROEP | | | | | | | | LEEFTIJDKlasse | | | ALGEMEEN | WOONPLAATS | | |
| 60-64 JAAR | 65-69 JAAR | 70-74 JAAR | 75-79 JAAR | 80-84 JAAR | 85-89 JAAR | 90-94 JAAR | 95 JAAR EN MEER | 0-14 JAAR | 15-64 JAAR | 65 JAAR EN MEER | TOTAAL | | | |
| 27 | 33 | 12 | 9 | 13 | 5 | - | - | 25 | 281 | 72 | 378 | MOMIGNIES | | |
| 213 | 208 | 141 | 71 | 52 | 21 | 3 | - | 329 | 2.975 | 496 | 3.800 | MORLANWELZ | | |
| 11 | 15 | 11 | 1 | 2 | 1 | - | - | 8 | 132 | 30 | 170 | SIVRY-RANCE | | |
| 29 | 32 | 21 | 7 | 4 | 3 | 1 | - | 23 | 406 | 68 | 497 | THUIN | | |
| 425 | 448 | 368 | 131 | 206 | 116 | 51 | 10 | 1.177 | 7.352 | 1.330 | 9.859 | ARR. DOORNIK | | |
| 8 | 15 | 9 | 3 | 7 | 6 | 2 | 1 | 31 | 262 | 43 | 336 | ANTOING | | |
| 33 | 23 | 27 | 13 | 12 | 6 | 1 | - | 96 | 480 | 82 | 658 | BRUNEHAUT | | |
| 5 | 8 | 10 | 2 | 12 | 11 | 5 | - | 35 | 124 | 48 | 207 | CELLES | | |
| 90 | 87 | 77 | 24 | 31 | 17 | 9 | 1 | 269 | 1.232 | 246 | 1.747 | ESTAIMPUIS | | |
| 17 | 16 | 12 | 14 | 11 | 3 | - | - | 56 | 289 | 56 | 401 | LEUZE-EN-HAINAUT | | |
| 2 | 8 | 1 | 1 | 2 | - | 1 | - | 11 | 75 | 13 | 99 | MONT-DE-L'ENCLUS | | |
| 13 | 14 | 7 | 3 | 5 | - | - | - | 28 | 176 | 29 | 233 | PECO | | |
| 83 | 89 | 74 | 16 | 30 | 15 | 2 | 1 | 228 | 1.521 | 227 | 1.976 | PERUWELZ | | |
| 8 | 12 | 10 | 3 | 6 | 2 | - | 1 | 27 | 198 | 34 | 259 | RUMES | | |
| 166 | 176 | 141 | 52 | 90 | 56 | 31 | 6 | 396 | 2.995 | 552 | 3.943 | DOORNIK | | |
| 6.684 | 6.066 | 4.261 | 1.819 | 1.341 | 578 | 171 | 30 | 17.895 | 94.399 | 14.266 | 126.560 | PROV. LUIK | | |
| 238 | 232 | 173 | 76 | 64 | 27 | 12 | 1 | 537 | 3.397 | 585 | 4.519 | ARR. HOEI | | |
| 51 | 36 | 33 | 13 | 17 | 6 | 4 | - | 32 | 514 | 109 | 655 | AMAY | | |
| 9 | 6 | 2 | 4 | 2 | 1 | - | - | 4 | 107 | 15 | 126 | ANTHISNES | | |
| 1 | 7 | 4 | 2 | 1 | 1 | - | - | 4 | 46 | 15 | 65 | BURDINNE | | |
| 4 | 8 | 3 | 4 | 2 | - | - | - | 21 | 94 | 17 | 132 | CLAVIER | | |
| 49 | 40 | 37 | 7 | 9 | 5 | 1 | - | 48 | 423 | 99 | 570 | ENGIS | | |
| 3 | 6 | 2 | - | 2 | 1 | - | - | 10 | 57 | 11 | 78 | FERRIERES | | |
| 2 | 3 | 1 | - | 1 | 1 | - | - | 10 | 63 | 6 | 79 | HAMOIR | | |
| 5 | 1 | 4 | 1 | 2 | - | - | - | 14 | 70 | 8 | 92 | HERON | | |
| 44 | 43 | 25 | 18 | 5 | 4 | 1 | - | 250 | 920 | 96 | 1.266 | HOEI | | |
| 11 | 21 | 10 | 8 | 4 | 1 | 1 | - | 31 | 254 | 45 | 330 | MARCHIN | | |
| 12 | 16 | 6 | 4 | 4 | 1 | - | - | 14 | 124 | 31 | 169 | MODAVE | | |
| 10 | 5 | 4 | 2 | 2 | 1 | - | - | 6 | 120 | 14 | 140 | NANDRIN | | |
| 2 | 3 | 5 | 2 | 2 | - | - | - | 7 | 52 | 12 | 71 | OUFFET | | |
| - | 2 | 4 | 1 | - | 1 | 1 | 1 | 3 | 33 | 10 | 46 | TINLOT | | |
| 3 | 3 | 4 | - | 1 | - | - | - | 14 | 71 | 8 | 93 | VERLAINE | | |
| 7 | 5 | 4 | 3 | 2 | 1 | 1 | - | 18 | 118 | 16 | 152 | VILLERS-LE-BOUILLET | | |
| 25 | 27 | 25 | 7 | 8 | 3 | 3 | - | 51 | 331 | 73 | 455 | WANZE | | |
| 5.333 | 4.899 | 3.456 | 1.424 | 1.078 | 440 | 116 | 20 | 12.554 | 71.304 | 11.433 | 95.291 | ARR. LUIK | | |
| 210 | 184 | 132 | 57 | 38 | 20 | 3 | 1 | 462 | 3.092 | 435 | 3.989 | ANS | | |
| 15 | 17 | 10 | 9 | 5 | 2 | 2 | - | 27 | 350 | 45 | 422 | AWANS | | |
| 12 | 9 | 6 | 5 | 2 | 1 | - | - | 34 | 170 | 23 | 227 | AYWAILLE | | |
| 19 | 17 | 9 | 9 | 4 | - | - | - | 60 | 334 | 39 | 433 | BITSINGEN | | |
| 95 | 109 | 81 | 31 | 21 | 7 | 2 | - | 170 | 1.246 | 251 | 1.667 | BEYNE-HEUSAY | | |
| 34 | 40 | 35 | 10 | 9 | 1 | - | - | 98 | 531 | 95 | 724 | BLEGNV | | |
| 68 | 61 | 45 | 16 | 19 | 16 | 5 | 1 | 72 | 747 | 163 | 982 | CHAUDFONTAINE | | |
| 14 | 17 | 15 | 7 | 6 | 1 | - | - | 32 | 235 | 46 | 313 | COMBLAIN-AU-PONT | | |
| 11 | 7 | 5 | 7 | 8 | - | - | - | 27 | 187 | 27 | 241 | DALHEM | | |
| 26 | 22 | 21 | 9 | 7 | 6 | - | 1 | 36 | 362 | 66 | 464 | ESNEUX | | |
| 215 | 264 | 234 | 83 | 69 | 26 | 3 | - | 173 | 2.180 | 679 | 3.032 | FLEMALLE | | |
| 146 | 111 | 97 | 47 | 35 | 11 | 5 | 1 | 265 | 1.728 | 307 | 2.300 | FLERON | | |
| 273 | 283 | 167 | 57 | 47 | 17 | 3 | 1 | 537 | 3.727 | 575 | 4.839 | GRACE-HOLLOGNE | | |
| 523 | 492 | 333 | 123 | 69 | 32 | 13 | - | 1.000 | 6.274 | 1.062 | 8.336 | HERSTAL | | |
| 14 | 13 | 14 | 2 | 8 | 2 | - | - | 71 | 380 | 39 | 490 | JUPRELLE | | |
| 1.907 | 1.556 | 1.065 | 461 | 318 | 145 | 35 | 6 | 6.369 | 29.435 | 3.586 | 39.390 | LUIK | | |
| 21 | 20 | 11 | 5 | 8 | 3 | - | - | 38 | 357 | 47 | 442 | NEUPRE | | |
| 95 | 125 | 85 | 33 | 23 | 12 | 1 | 1 | 199 | 1.523 | 280 | 2.002 | OUPEVE | | |
| 548 | 427 | 284 | 115 | 80 | 31 | 11 | 3 | 988 | 5.941 | 951 | 7.880 | SAINT-NICOLAS | | |
| 809 | 852 | 613 | 262 | 225 | 76 | 24 | 3 | 1.159 | 8.914 | 2.055 | 12.128 | SERAING | | |
| 58 | 67 | 56 | 17 | 16 | 7 | 4 | 1 | 88 | 949 | 168 | 1.205 | SOUMAGNE | | |
| 27 | 27 | 12 | 11 | 21 | 6 | 1 | 1 | 55 | 373 | 79 | 507 | SPRIMONT | | |
| 60 | 75 | 54 | 21 | 14 | 10 | 4 | - | 42 | 492 | 178 | 712 | TROOZ | | |
| 133 | 104 | 72 | 27 | 26 | 8 | - | - | 552 | 1.777 | 237 | 2.566 | WEZET | | |
| 1.026 | 834 | 565 | 283 | 175 | 99 | 33 | 7 | 4.676 | 18.397 | 1.996 | 25.069 | ARR. VERVIERS | | |
| 5 | 3 | 3 | 2 | 2 | 1 | 1 | - | 20 | 75 | 12 | 107 | AMEL | | |
| 6 | 4 | 6 | 3 | 1 | 2 | - | - | 10 | 78 | 16 | 104 | AUBEL | | |
| 9 | 12 | 9 | 6 | 4 | 2 | - | - | 29 | 203 | 33 | 265 | BAELEN | | |
| 11 | 2 | 3 | 3 | 3 | - | - | - | 28 | 142 | 11 | 181 | BULLINGEN | | |

| WOONPLAATS | LEEFTIJDGROEP | | | | | | | | | | | |
|-------------------------|---------------|-------------|---------------|---------------|---------------|---------------|---------------|---------------|---------------|---------------|---------------|---------------|
| | 0-4 JAAR | 5-9 JAAR | 10-14 JAAR | 15-19 JAAR | 20-24 JAAR | 25-29 JAAR | 30-34 JAAR | 35-39 JAAR | 40-44 JAAR | 45-49 JAAR | 50-54 JAAR | 55-59 JAAR |
| BURG-REULAND | 12 | 11 | 5 | 9 | 13 | 34 | 27 | 14 | 27 | 15 | 11 | 8 |
| BUTGENBACH | 6 | 7 | 8 | 6 | 13 | 14 | 13 | 14 | 21 | 5 | 15 | 13 |
| DISON | 143 | 141 | 148 | 126 | 153 | 198 | 166 | 146 | 103 | 71 | 73 | 73 |
| EUPEN | 53 | 93 | 85 | 100 | 128 | 187 | 190 | 150 | 141 | 133 | 120 | 104 |
| HERVE | 18 | 19 | 29 | 45 | 54 | 90 | 82 | 82 | 86 | 64 | 49 | 40 |
| JALHAY | 3 | 7 | 5 | 8 | 8 | 16 | 22 | 16 | 9 | 17 | 15 | 4 |
| KELMIS | 152 | 168 | 170 | 124 | 199 | 292 | 292 | 271 | 247 | 228 | 220 | 168 |
| LIERNEUX | 4 | 3 | 3 | 5 | 6 | 10 | 6 | 9 | 9 | 1 | 2 | 4 |
| LIMBURG | 7 | 14 | 6 | 11 | 20 | 30 | 38 | 20 | 17 | 20 | 11 | 12 |
| LONTZEN | 52 | 50 | 46 | 46 | 52 | 81 | 93 | 107 | 68 | 71 | 61 | 34 |
| MALMEDY | 38 | 27 | 38 | 30 | 48 | 81 | 54 | 53 | 32 | 32 | 29 | 20 |
| OLNE | - | 2 | 4 | 7 | 6 | 13 | 21 | 21 | 18 | 10 | 9 | 13 |
| PEPINSTER | 11 | 12 | 14 | 18 | 16 | 27 | 38 | 29 | 18 | 17 | 12 | 19 |
| PLOMBIERES | 109 | 102 | 76 | 58 | 115 | 189 | 207 | 176 | 140 | 103 | 98 | 75 |
| RAEREN | 275 | 249 | 198 | 155 | 211 | 426 | 462 | 408 | 356 | 301 | 298 | 252 |
| SANKT-VITH | 10 | 19 | 15 | 21 | 17 | 33 | 38 | 30 | 26 | 19 | 15 | 20 |
| SPA | 17 | 14 | 17 | 21 | 40 | 67 | 44 | 38 | 42 | 35 | 23 | 29 |
| STAVELOT | 5 | 3 | 5 | 11 | 26 | 23 | 19 | 17 | 21 | 18 | 10 | 6 |
| STOUMONT | 1 | 4 | 6 | 11 | 6 | 7 | 11 | 11 | 5 | 4 | 5 | 2 |
| THEUX | 8 | 4 | 3 | 10 | 21 | 39 | 25 | 24 | 18 | 17 | 10 | 14 |
| THIMISTER-CLERMONT | 4 | 5 | 5 | 4 | 8 | 13 | 16 | 15 | 17 | 9 | 11 | 2 |
| TROIS-PONTS | 3 | 5 | 9 | 7 | 6 | 8 | 8 | 12 | 4 | 4 | 4 | 9 |
| VERVIERS | 531 | 564 | 635 | 542 | 568 | 705 | 723 | 542 | 414 | 277 | 271 | 333 |
| WEISMES | 7 | 4 | 3 | 8 | 10 | 18 | 25 | 18 | 7 | 15 | 8 | 13 |
| WELKENRAEDT | 21 | 18 | 21 | 27 | 30 | 56 | 60 | 48 | 49 | 33 | 24 | 27 |
| ARR. BORGWORM | 33 | 40 | 55 | 72 | 116 | 167 | 193 | 182 | 177 | 127 | 84 | 96 |
| BERLOZ | - | - | - | - | 1 | 4 | 4 | 2 | 4 | 3 | - | 2 |
| BRAIVES | 7 | 2 | 2 | 2 | 13 | 14 | 11 | 9 | 13 | 9 | 5 | 8 |
| CRISNEE | - | - | 2 | 3 | 1 | 4 | 7 | 8 | 10 | 4 | 2 | 1 |
| DONCEEL | 1 | 5 | 3 | 6 | 5 | 7 | 7 | 10 | 10 | 12 | 10 | 5 |
| FAIMES | 5 | 1 | 2 | 5 | 4 | 6 | 4 | 8 | 8 | 4 | 4 | 3 |
| FEXHE-LE-HAUT-CLOCHER | 3 | 4 | 4 | 1 | 4 | 7 | 12 | 8 | 8 | 8 | 1 | 3 |
| GEER | - | - | 1 | 3 | 2 | 4 | 4 | 2 | 3 | 3 | 3 | 4 |
| HANNUIT | 4 | 8 | 17 | 16 | 20 | 28 | 30 | 28 | 31 | 17 | 18 | 13 |
| LIJSEM | - | 2 | 3 | 4 | 7 | 6 | 6 | 3 | 6 | 3 | 1 | 2 |
| OERLE | - | 1 | - | 3 | 5 | 11 | 7 | 7 | 9 | 5 | - | 2 |
| REMICOURT | 3 | 1 | 1 | 2 | 5 | 5 | 11 | 9 | 9 | 9 | 4 | 4 |
| SAINT-GEORGES-SUR-MEUSE | 4 | 7 | 9 | 8 | 26 | 44 | 53 | 44 | 38 | 29 | 22 | 39 |
| BORGWORM | 5 | 9 | 10 | 19 | 22 | 22 | 36 | 36 | 22 | 18 | 14 | 10 |
| WASSEIGES | 1 | - | 1 | - | 1 | 5 | 1 | 8 | 6 | 3 | - | - |
| LIMBURG | 3.773 | 4.125 | 4.707 | 5.348 | 6.262 | 7.180 | 7.118 | 6.062 | 4.705 | 3.806 | 3.614 | 3.503 |
| ARR. HASSELT | 1.977 | 2.271 | 2.694 | 3.008 | 3.328 | 3.519 | 3.566 | 2.963 | 2.236 | 1.623 | 1.548 | 1.646 |
| AS | 11 | 10 | 11 | 15 | 29 | 38 | 47 | 33 | 29 | 22 | 16 | 12 |
| BERINGEN | 388 | 439 | 570 | 573 | 478 | 485 | 491 | 427 | 327 | 214 | 194 | 163 |
| DIEPENBEEK | 11 | 20 | 23 | 26 | 33 | 41 | 47 | 51 | 38 | 22 | 22 | 14 |
| GENK | 796 | 866 | 1.003 | 1.397 | 1.594 | 1.575 | 1.599 | 1.427 | 1.049 | 798 | 768 | 927 |
| GINGELOM | - | - | 3 | 3 | 9 | 10 | 10 | 5 | 5 | 4 | 6 | 3 |
| HALEN | 11 | 3 | 12 | 16 | 7 | 17 | 14 | 23 | 8 | 8 | 6 | 3 |
| HAM | 25 | 29 | 31 | 41 | 30 | 47 | 51 | 33 | 24 | 15 | 13 | 21 |
| HASSELT | 162 | 230 | 184 | 165 | 278 | 341 | 334 | 220 | 191 | 136 | 102 | 95 |
| HERK-DE-STAD | 7 | 8 | 9 | 9 | 6 | 23 | 15 | 18 | 11 | 13 | 4 | 1 |
| HEUSDEN-ZOLDER | 322 | 421 | 561 | 492 | 496 | 471 | 501 | 389 | 262 | 188 | 249 | 247 |
| LEOPOLDSBURG | 107 | 101 | 104 | 91 | 98 | 113 | 99 | 58 | 54 | 36 | 29 | 38 |
| LUMMEN | 16 | 17 | 32 | 28 | 20 | 23 | 39 | 38 | 17 | 11 | 16 | 12 |
| NIEUWERKERKEN | - | - | 2 | 4 | 5 | 5 | 7 | 6 | 3 | 2 | 1 | 2 |
| OPGLABBEK | 17 | 12 | 13 | 17 | 50 | 63 | 54 | 38 | 29 | 34 | 20 | 18 |
| SINT-TRUIDEN | 32 | 32 | 29 | 32 | 52 | 81 | 74 | 51 | 62 | 47 | 30 | 24 |
| TESSENDERLO | 24 | 29 | 46 | 37 | 38 | 44 | 40 | 35 | 27 | 18 | 18 | 14 |
| ZONHOVEN | 31 | 32 | 40 | 35 | 69 | 97 | 86 | 72 | 50 | 29 | 17 | 23 |
| ZUTENDAAL | 17 | 22 | 21 | 27 | 36 | 45 | 58 | 39 | 50 | 26 | 37 | 29 |
| ARR. MAASEIK | 896 | 939 | 1.080 | 1.105 | 1.360 | 1.826 | 1.679 | 1.545 | 1.297 | 1.145 | 1.114 | 980 |
| BOCHOLT | 22 | 26 | 15 | 20 | 42 | 61 | 41 | 41 | 37 | 51 | 33 | 30 |
| BREE | 23 | 16 | 29 | 17 | 43 | 46 | 36 | 21 | 31 | 28 | 41 | 28 |
| DILSEN-STOKKEM | 75 | 77 | 103 | 103 | 99 | 141 | 157 | 131 | 108 | 78 | 79 | 84 |
| HAMONT-ACHEL | 88 | 82 | 100 | 110 | 140 | 224 | 164 | 183 | 181 | 195 | 233 | 176 |

| N.I.S. BEVOLKING OP 1-1-1994 | | TABEL 00.04 B T VREEMDE BEVOLKING NAAR GESLACHT, LEEFTIJDGROEPEN EN LEEFTIJDKLASSEN - TOTALE BEVOLKING - | | | | | | | | | | BLZ. 6.- FDL. 2.- | | ALLE ADMINISTRATIEVE EENHEDEN | |
|------------------------------------|---------------|---|---------------|---------------|---------------|---------------|--------------------|----------------|---------------|--------------------|--------------------|-------------------------|--|-------------------------------|--|
| LEEFTIJDGROEP | | | | | | | | LEEFTIJDKLASSE | | | ALGEMEEN TOTAAL | WOONPLAATS | | | |
| 60-64 JAAR | 65-69 JAAR | 70-74 JAAR | 75-79 JAAR | 80-84 JAAR | 85-89 JAAR | 90-94 JAAR | 95 JAAR EN MEER | 0-14 JAAR | 15-64 JAAR | 65 JAAR EN MEER | | | | | |
| 16 | 7 | 5 | 6 | 1 | 2 | 2 | - | 28 | 174 | 23 | 225 | BURG-REULAND | | | |
| 4 | 4 | 2 | 2 | 6 | 1 | - | - | 21 | 118 | 15 | 154 | BUTGENBACH | | | |
| 77 | 51 | 34 | 9 | 6 | 6 | - | - | 432 | 1.186 | 106 | 1.724 | DISON | | | |
| 64 | 41 | 53 | 37 | 16 | 8 | 4 | 1 | 231 | 1.317 | 160 | 1.708 | EUPEN | | | |
| 51 | 51 | 39 | 16 | 6 | 2 | 3 | - | 66 | 643 | 117 | 826 | HERVE | | | |
| 5 | 5 | 1 | 1 | - | - | - | - | 15 | 120 | 7 | 142 | JALHAY | | | |
| 106 | 96 | 74 | 30 | 14 | 17 | 7 | - | 490 | 2.147 | 238 | 2.875 | KELMIS | | | |
| 5 | 6 | 3 | 2 | - | 1 | - | - | 10 | 57 | 12 | 79 | LIERNEUX | | | |
| 13 | 11 | 8 | 7 | 3 | 2 | 1 | 1 | 27 | 192 | 33 | 252 | LIMBURG | | | |
| 32 | 26 | 21 | 10 | 7 | 5 | - | - | 148 | 645 | 69 | 862 | LONTZEN | | | |
| 25 | 19 | 18 | 11 | 5 | 4 | - | - | 103 | 404 | 57 | 564 | MALMEDY | | | |
| 10 | 5 | 4 | 2 | 1 | - | - | - | 6 | 128 | 12 | 146 | OLNE | | | |
| 17 | 15 | 3 | 2 | 8 | - | - | - | 37 | 211 | 29 | 277 | PEPINSTER | | | |
| 60 | 64 | 37 | 12 | 15 | 6 | 2 | - | 287 | 1.221 | 136 | 1.644 | PLOMBIERES | | | |
| 157 | 138 | 93 | 43 | 27 | 8 | 4 | 2 | 722 | 3.026 | 315 | 4.063 | RAEREN | | | |
| 9 | 13 | 10 | 1 | 5 | 1 | - | - | 44 | 228 | 30 | 302 | SANKT-VITH | | | |
| 25 | 33 | 17 | 9 | 3 | 4 | - | 1 | 48 | 364 | 67 | 479 | SPA | | | |
| 14 | 7 | 7 | 1 | 2 | 2 | - | - | 13 | 165 | 19 | 197 | STAVELOT | | | |
| 1 | 2 | 2 | 3 | - | 3 | - | - | 11 | 63 | 10 | 84 | STOUMONT | | | |
| 10 | 13 | 5 | 3 | 1 | 3 | - | - | 15 | 188 | 25 | 228 | THEUX | | | |
| 2 | 3 | 4 | 2 | 1 | - | 2 | - | 14 | 97 | 12 | 123 | THIMISTER-CLERMONT | | | |
| 1 | 2 | 1 | 2 | - | - | - | - | 17 | 63 | 5 | 85 | TROIS-PONTS | | | |
| 254 | 168 | 79 | 47 | 26 | 14 | 5 | 1 | 1.730 | 4.629 | 340 | 6.699 | VERVIERS | | | |
| 12 | 11 | 4 | - | 5 | 1 | 1 | - | 14 | 134 | 22 | 170 | WEISMES | | | |
| 25 | 22 | 20 | 11 | 7 | 4 | 1 | - | 60 | 379 | 65 | 504 | WELKENRAEDT | | | |
| 87 | 101 | 67 | 36 | 24 | 12 | 10 | 2 | 128 | 1.301 | 252 | 1.681 | ARR. BORGWORM | | | |
| 1 | 1 | 3 | - | 1 | - | - | - | - | 21 | 5 | 26 | BERLOZ | | | |
| 7 | 4 | 3 | 1 | 3 | - | - | - | 11 | 91 | 11 | 113 | BRAIVES | | | |
| 1 | 3 | 3 | - | - | 2 | - | - | 2 | 41 | 8 | 51 | CRISNEE | | | |
| 6 | 6 | 2 | 2 | 1 | - | - | - | 9 | 78 | 11 | 98 | DONCEEL | | | |
| 3 | 4 | 1 | 2 | 2 | 1 | - | - | 8 | 49 | 10 | 67 | FAIMES | | | |
| 3 | 3 | 3 | 3 | 3 | - | 1 | - | 11 | 55 | 13 | 79 | FEXHE-LE-HAUT-CLOCHER | | | |
| 3 | 2 | 1 | - | - | 1 | - | - | 1 | 31 | 4 | 36 | GEER | | | |
| 8 | 14 | 7 | 11 | 5 | 3 | 2 | - | 29 | 209 | 42 | 280 | HANNUIT | | | |
| 1 | 1 | 2 | - | - | - | - | - | 5 | 39 | 3 | 47 | LIJSEM | | | |
| 2 | 1 | 1 | - | - | - | 2 | 1 | 1 | 51 | 5 | 57 | OERLE | | | |
| 3 | 4 | 1 | 2 | 3 | - | - | - | 5 | 61 | 10 | 76 | REMICOURT | | | |
| 43 | 48 | 28 | 6 | 4 | 3 | 3 | 1 | 20 | 346 | 93 | 459 | SAINT-GEORGES-SUR-MEUSE | | | |
| 4 | 10 | 12 | 8 | 2 | 1 | 2 | - | 24 | 203 | 35 | 262 | BORGWORM | | | |
| 2 | - | - | 1 | - | 1 | - | - | 2 | 26 | 2 | 30 | WASSEIGES | | | |
| 3.105 | 2.304 | 1.560 | 709 | 402 | 157 | 36 | 8 | 12.605 | 50.703 | 5.176 | 68.484 | LIMBURG | | | |
| 1.423 | 1.043 | 665 | 290 | 160 | 59 | 13 | 1 | 6.942 | 24.860 | 2.231 | 34.033 | ARR. HASSELT | | | |
| 14 | 15 | 17 | 9 | 7 | 3 | 1 | - | 32 | 255 | 52 | 339 | AS | | | |
| 144 | 99 | 61 | 22 | 10 | 4 | - | - | 1.397 | 3.496 | 196 | 5.089 | BERINGEN | | | |
| 11 | 5 | 6 | 3 | 6 | - | - | - | 54 | 305 | 20 | 379 | DIEPENBEEK | | | |
| 792 | 617 | 400 | 178 | 94 | 30 | 8 | 1 | 2.665 | 11.926 | 1.328 | 15.919 | GENK | | | |
| 2 | 3 | - | - | - | 1 | - | - | 3 | 57 | 4 | 64 | GINGELOM | | | |
| 5 | 3 | 1 | 2 | - | - | - | - | 26 | 107 | 6 | 139 | HALEN | | | |
| 13 | 24 | 5 | 1 | - | - | - | - | 85 | 288 | 30 | 403 | HAM | | | |
| 94 | 70 | 44 | 12 | 11 | 6 | 1 | - | 576 | 1.956 | 144 | 2.676 | HASSELT | | | |
| 3 | 4 | 1 | 3 | 3 | - | - | - | 24 | 103 | 11 | 138 | HERK-DE-STAD | | | |
| 219 | 101 | 60 | 24 | 8 | 6 | 2 | - | 1.304 | 3.514 | 201 | 5.019 | HEUSDEN-ZOLDER | | | |
| 22 | 15 | 10 | 4 | 2 | 2 | - | - | 312 | 638 | 33 | 983 | LEOPOLDSBURG | | | |
| 6 | 7 | 1 | 1 | 1 | - | - | - | 65 | 210 | 10 | 285 | LUMMEN | | | |
| - | 1 | 2 | 1 | - | - | - | - | 2 | 35 | 4 | 41 | NIEUWERKERKEN | | | |
| 12 | 13 | 10 | 4 | 2 | - | 1 | - | 42 | 335 | 30 | 407 | OPGLABBEEK | | | |
| 21 | 25 | 22 | 10 | 7 | 2 | - | - | 93 | 474 | 66 | 633 | SINT-TRUIDEN | | | |
| 20 | 12 | 8 | 7 | 3 | - | - | - | 99 | 291 | 30 | 420 | TESSENDERLO | | | |
| 26 | 12 | 12 | 4 | 4 | 4 | - | - | 103 | 504 | 36 | 643 | ZONHOVEN | | | |
| 19 | 17 | 5 | 5 | 2 | 1 | - | - | 60 | 366 | 30 | 456 | ZUTENDAAL | | | |
| 870 | 658 | 512 | 267 | 132 | 49 | 12 | 2 | 2.915 | 12.921 | 1.632 | 17.468 | ARR. MAASEIK | | | |
| 24 | 15 | 7 | 7 | 1 | - | 1 | - | 63 | 380 | 31 | 474 | BOCHOLT | | | |
| 20 | 10 | 10 | 3 | 3 | 1 | - | - | 68 | 311 | 27 | 406 | BREE | | | |
| 72 | 48 | 37 | 14 | 8 | 2 | 1 | - | 255 | 1.052 | 110 | 1.417 | DILSEN-STOKKEM | | | |
| 155 | 130 | 126 | 81 | 41 | 14 | 4 | - | 270 | 1.761 | 396 | 2.427 | HAMONT-ACHEL | | | |

| WOONPLAATS | LEEFTIJDGROEP | | | | | | | | | | | |
|------------------------|---------------|-------------|---------------|---------------|---------------|---------------|---------------|---------------|---------------|---------------|---------------|---------------|
| | 0-4 JAAR | 5-9 JAAR | 10-14 JAAR | 15-19 JAAR | 20-24 JAAR | 25-29 JAAR | 30-34 JAAR | 35-39 JAAR | 40-44 JAAR | 45-49 JAAR | 50-54 JAAR | 55-59 JAAR |
| HECHTEL-EKSEL | 30 | 31 | 32 | 28 | 32 | 54 | 51 | 41 | 35 | 33 | 37 | 40 |
| HOUTHALEN-HELCHTEREN | 319 | 352 | 400 | 437 | 458 | 554 | 588 | 547 | 362 | 247 | 236 | 238 |
| KINROOI | 37 | 37 | 42 | 44 | 74 | 101 | 86 | 91 | 99 | 72 | 35 | 30 |
| LOMMEL | 114 | 117 | 110 | 128 | 176 | 237 | 203 | 167 | 128 | 166 | 144 | 109 |
| MAASEIK | 77 | 105 | 124 | 86 | 126 | 159 | 147 | 135 | 128 | 132 | 122 | 104 |
| MEEUWEN-GRUITRODE | 14 | 14 | 12 | 9 | 23 | 36 | 27 | 24 | 22 | 14 | 11 | 10 |
| NEERPELT | 52 | 50 | 55 | 71 | 76 | 119 | 97 | 85 | 95 | 91 | 104 | 86 |
| OVERPELT | 18 | 12 | 28 | 28 | 31 | 47 | 43 | 48 | 36 | 23 | 20 | 28 |
| PEER | 27 | 20 | 30 | 24 | 40 | 47 | 39 | 31 | 35 | 15 | 19 | 17 |
| ARR. TONGEREN | 900 | 915 | 933 | 1.235 | 1.574 | 1.835 | 1.873 | 1.554 | 1.172 | 1.038 | 952 | 877 |
| ALKEN | 7 | 7 | 6 | 9 | 14 | 22 | 21 | 11 | 8 | 8 | 6 | 5 |
| BILZEN | 99 | 105 | 84 | 79 | 91 | 153 | 168 | 136 | 99 | 71 | 40 | 33 |
| BORGLOON | 6 | 5 | 9 | 7 | 8 | 8 | 9 | 14 | 14 | 10 | 3 | 7 |
| HEERS | 3 | 4 | - | 2 | 2 | 13 | 8 | 6 | 7 | 3 | 1 | 2 |
| HERSTAPPE | - | - | - | - | - | - | - | - | - | - | - | - |
| HOESELT | 4 | 9 | 12 | 15 | 12 | 19 | 30 | 20 | 13 | 17 | 14 | 10 |
| KORTESSEM | 9 | 6 | 11 | 8 | 12 | 15 | 22 | 7 | 9 | 3 | 9 | 5 |
| LANAKEN | 189 | 126 | 117 | 252 | 394 | 423 | 358 | 271 | 239 | 269 | 285 | 239 |
| MAASMECHELEN | 438 | 500 | 550 | 694 | 724 | 851 | 914 | 793 | 550 | 423 | 444 | 453 |
| RIEMST | 61 | 62 | 65 | 104 | 205 | 178 | 148 | 120 | 103 | 113 | 70 | 62 |
| TONGEREN | 34 | 35 | 33 | 33 | 67 | 72 | 95 | 84 | 69 | 61 | 41 | 32 |
| VOEREN | 46 | 55 | 44 | 31 | 32 | 67 | 90 | 80 | 55 | 51 | 34 | 28 |
| WELLEN | 4 | 1 | 2 | 1 | 13 | 14 | 10 | 12 | 6 | 9 | 5 | 1 |
| LUXEMBURG | 501 | 507 | 542 | 555 | 902 | 1.269 | 1.109 | 1.021 | 934 | 807 | 551 | 514 |
| ARR. AARLEN | 201 | 174 | 199 | 196 | 372 | 580 | 485 | 463 | 393 | 349 | 230 | 217 |
| AARLEN | 70 | 76 | 77 | 71 | 174 | 272 | 192 | 188 | 149 | 124 | 90 | 68 |
| ATTERT | 4 | 5 | 7 | 7 | 7 | 18 | 21 | 19 | 12 | 6 | 4 | 4 |
| AUBANGE | 102 | 70 | 93 | 91 | 144 | 206 | 190 | 174 | 147 | 155 | 105 | 107 |
| MARTELANGE | 1 | 1 | 2 | 5 | 5 | 6 | 11 | 14 | 4 | 8 | 5 | 6 |
| MESSANCY | 24 | 22 | 20 | 22 | 42 | 78 | 71 | 68 | 81 | 56 | 26 | 32 |
| ARR. BASTENAKEN | 63 | 66 | 77 | 83 | 83 | 137 | 121 | 107 | 89 | 67 | 49 | 39 |
| BASTENAKEN | 35 | 39 | 44 | 36 | 50 | 61 | 54 | 45 | 33 | 29 | 14 | 12 |
| BERTOEGNE | 3 | 1 | 1 | 1 | 2 | 3 | 1 | 2 | - | 1 | 2 | 1 |
| FAUVILLERS | 1 | 1 | 1 | 5 | 1 | 5 | 4 | 3 | 3 | 2 | 4 | 2 |
| GOUVY | 13 | 8 | 9 | 6 | 7 | 21 | 24 | 16 | 12 | 6 | 3 | 7 |
| HOUFFALIZE | 2 | 3 | 3 | 8 | 5 | 10 | 11 | 8 | 17 | 9 | 6 | 7 |
| SAINTE-ODE | 4 | 3 | 1 | 6 | 4 | 7 | 4 | 4 | 2 | 6 | 4 | 2 |
| VAUX-SUR-SURE | 1 | - | 4 | 5 | - | 11 | 3 | 1 | 6 | 5 | 2 | 2 |
| VIELSALM | 4 | 11 | 14 | 16 | 14 | 19 | 20 | 28 | 16 | 9 | 14 | 6 |
| ARR. MARCHE-EN-FAMENNE | 71 | 107 | 91 | 80 | 125 | 144 | 154 | 126 | 105 | 93 | 66 | 69 |
| DURBUY | 9 | 8 | 6 | 9 | 17 | 22 | 23 | 28 | 16 | 23 | 12 | 15 |
| EREZEE | - | 3 | 1 | - | 1 | 3 | 7 | 1 | - | 3 | 1 | 3 |
| HOTTON | 1 | 6 | 5 | 6 | 8 | 11 | 11 | 8 | 12 | 3 | 4 | 3 |
| LA ROCHE-EN-ARDENNE | 4 | 6 | 4 | 2 | 10 | 12 | 11 | 13 | 10 | 6 | 5 | 2 |
| MANHAY | 2 | 9 | 5 | 3 | 6 | 7 | 5 | 5 | 7 | 9 | 4 | 6 |
| MARCHE-EN-FAMENNE | 49 | 63 | 61 | 46 | 66 | 71 | 73 | 52 | 45 | 38 | 33 | 22 |
| NASSOGNE | 2 | 9 | 8 | 10 | 10 | 11 | 13 | 12 | 10 | 5 | 7 | 9 |
| RENDEUX | 3 | 1 | - | 1 | 1 | 3 | 4 | 3 | 4 | 5 | - | 6 |
| TENNEVILLE | 1 | 2 | 1 | 3 | 6 | 4 | 7 | 4 | 1 | 1 | - | 3 |
| ARR. NEUFCHATEAU | 72 | 64 | 60 | 68 | 143 | 184 | 131 | 125 | 115 | 105 | 59 | 52 |
| BERTRIX | 21 | 19 | 14 | 13 | 30 | 31 | 20 | 22 | 19 | 17 | 7 | 6 |
| BOUILLON | 5 | 5 | 9 | 9 | 26 | 40 | 25 | 22 | 30 | 28 | 18 | 14 |
| DAVERDISSE | - | - | - | 1 | 1 | 2 | - | 4 | 2 | 1 | 1 | - |
| HERBEUMONT | 1 | 1 | 1 | - | 2 | 3 | 1 | 4 | 2 | 4 | 1 | 2 |
| LEGLISE | 2 | 2 | 7 | 2 | 8 | 14 | 9 | 7 | 8 | 3 | 3 | 3 |
| LIBIN | 2 | 3 | 2 | 5 | 9 | 7 | 3 | 10 | 4 | 10 | 6 | 1 |
| LIBRAMONT-CHEVIGNY | 13 | 14 | 10 | 20 | 20 | 30 | 18 | 17 | 11 | 14 | 5 | 4 |
| NEUFCHATEAU | 12 | 9 | 5 | 6 | 17 | 26 | 27 | 10 | 13 | 12 | 4 | 5 |

| N.I.S. | | TABEL 00.04 B T | | | | | | | BLZ. 7.- FDL. 2.- | | | | | |
|--------------------------|---------------|--|---------------|---------------|---------------|---------------|--------------------|----------------|-------------------|--------------------|---------------|------------------------|-------------------------------|--|
| BEVOLKING OP 1-1-1994 | | VREEMDE BEVOLKING NAAR GESLACHT, LEEFTIJDGROEPEN EN LEEFTIJDKlassen - TOTALE BEVOLKING - | | | | | | | | | | | ALLE ADMINISTRATIEVE EENHEDEN | |
| LEEFTIJDGROEP | | | | | | | | LEEFTIJDKlasse | | | ALGE- MEEN | WOONPLAATS | | |
| 60-64 JAAR | 65-69 JAAR | 70-74 JAAR | 75-79 JAAR | 80-84 JAAR | 85-89 JAAR | 90-94 JAAR | 95 JAAR EN MEER | 0-14 JAAR | 15-64 JAAR | 65 JAAR EN MEER | TOTAAL | | | |
| 33 | 32 | 19 | 11 | 1 | - | - | - | 93 | 384 | 63 | 540 | HECHTEL-EKSEL | | |
| 230 | 166 | 115 | 45 | 26 | 6 | 3 | 1 | 1.071 | 3.897 | 362 | 5.330 | HOUTHALEN-HELCHTEREN | | |
| 30 | 25 | 28 | 14 | 7 | 3 | 1 | - | 116 | 662 | 78 | 856 | KINROOI | | |
| 103 | 69 | 59 | 20 | 10 | 5 | - | 1 | 341 | 1.561 | 164 | 2.066 | LOMMEL | | |
| 84 | 68 | 53 | 42 | 16 | 7 | 1 | - | 306 | 1.223 | 187 | 1.716 | MAASEIK | | |
| 23 | 4 | 4 | 2 | - | - | 1 | - | 40 | 199 | 11 | 250 | MEEUWEN-GRUITRODE | | |
| 65 | 62 | 40 | 23 | 12 | 9 | - | - | 157 | 889 | 146 | 1.192 | NEERPELT | | |
| 22 | 17 | 11 | 3 | 7 | 2 | - | - | 58 | 326 | 40 | 424 | OVERPELT | | |
| 9 | 12 | 3 | 2 | - | - | - | - | 77 | 276 | 17 | 370 | PEER | | |
| 812 | 603 | 383 | 152 | 110 | 49 | 11 | 5 | 2.748 | 12.922 | 1.313 | 16.983 | ARR. TONGEREN | | |
| 4 | 5 | 3 | 3 | 2 | - | - | - | 20 | 108 | 13 | 141 | ALKEN | | |
| 29 | 28 | 15 | 7 | 1 | - | - | 1 | 288 | 899 | 52 | 1.239 | BILZON | | |
| 3 | 5 | 2 | 4 | 1 | 2 | - | 1 | 20 | 83 | 15 | 118 | BORGLOON | | |
| 1 | 3 | 1 | - | - | - | - | - | 7 | 45 | 4 | 56 | HEERS | | |
| - | - | - | - | - | - | - | - | - | - | - | - | HERSTAPPE | | |
| 8 | 2 | 2 | - | 1 | - | - | - | 25 | 158 | 5 | 188 | HOESELT | | |
| 3 | 3 | 3 | 1 | 1 | - | 1 | - | 26 | 93 | 9 | 128 | KORTESSEM | | |
| 222 | 165 | 119 | 45 | 39 | 13 | - | 2 | 432 | 2.952 | 383 | 3.767 | LANAKEN | | |
| 433 | 301 | 175 | 66 | 43 | 30 | 7 | 1 | 1.488 | 6.279 | 623 | 8.390 | MAASMECHELEN | | |
| 47 | 48 | 23 | 15 | 6 | - | 1 | - | 188 | 1.150 | 93 | 1.431 | RIEMST | | |
| 27 | 16 | 12 | 2 | 9 | 1 | 2 | - | 102 | 581 | 42 | 725 | TONGEREN | | |
| 35 | 26 | 26 | 9 | 7 | 3 | - | - | 145 | 503 | 71 | 719 | VOEREN | | |
| - | 1 | 2 | - | - | - | - | - | 7 | 71 | 3 | 81 | WELLEN | | |
| 417 | 371 | 280 | 153 | 125 | 85 | 33 | 4 | 1.550 | 8.079 | 1.051 | 10.680 | LUXEMBURG | | |
| 187 | 157 | 103 | 71 | 59 | 47 | 18 | - | 574 | 3.472 | 455 | 4.501 | ARR. AARLEN | | |
| 39 | 45 | 22 | 20 | 20 | 13 | 2 | - | 223 | 1.367 | 122 | 1.712 | AARLEN | | |
| 6 | 4 | 4 | - | 6 | - | 1 | - | 16 | 104 | 15 | 135 | ATTERT | | |
| 98 | 88 | 64 | 34 | 20 | 20 | 5 | - | 265 | 1.417 | 231 | 1.913 | AUBANGE | | |
| 7 | 3 | 6 | 6 | 5 | 8 | 3 | - | 4 | 71 | 31 | 106 | MARTELANGE | | |
| 37 | 17 | 7 | 11 | 8 | 6 | 7 | - | 66 | 513 | 56 | 635 | MESSANCY | | |
| 40 | 28 | 19 | 13 | 12 | 7 | 3 | - | 206 | 815 | 82 | 1.103 | ARR. BASTENAKEN | | |
| 17 | 8 | 2 | 4 | 7 | 3 | - | - | 118 | 351 | 24 | 493 | BASTENAKEN | | |
| - | - | 1 | - | - | - | - | - | 5 | 13 | 1 | 19 | BERTOEGNE | | |
| - | 2 | 2 | - | - | - | - | - | 3 | 29 | 4 | 36 | FAUVILLERS | | |
| 6 | 4 | 2 | - | 3 | 1 | - | - | 30 | 108 | 10 | 148 | GOUVY | | |
| 7 | 2 | 4 | - | 2 | 3 | 1 | - | 8 | 88 | 12 | 108 | HOUFFALIZE | | |
| 2 | 2 | 2 | - | - | - | - | - | 8 | 41 | 4 | 53 | SAINTE-ODE | | |
| 1 | 3 | 1 | 4 | - | - | - | - | 5 | 36 | 8 | 49 | VAUX-SUR-SURE | | |
| 7 | 7 | 5 | 5 | - | - | 2 | - | 29 | 149 | 19 | 197 | VIELSALM | | |
| 57 | 46 | 44 | 16 | 8 | 12 | 4 | - | 269 | 1.019 | 130 | 1.418 | ARR. MARCHE-EN-FAMENNE | | |
| 17 | 10 | 5 | 7 | 2 | 4 | 1 | - | 23 | 182 | 29 | 234 | DURBUY | | |
| 4 | 4 | 2 | - | - | - | - | - | 4 | 23 | 6 | 33 | EREZEE | | |
| 5 | 6 | 4 | 1 | 1 | 1 | 1 | - | 12 | 71 | 14 | 97 | HOTTON | | |
| 8 | 1 | 4 | 1 | 1 | 1 | 1 | - | 14 | 79 | 9 | 102 | LA ROCHE-EN-ARDENNE | | |
| 4 | 3 | 2 | 1 | - | - | - | - | 16 | 56 | 6 | 78 | MANHAY | | |
| 9 | 11 | 17 | 3 | 2 | 5 | - | - | 173 | 455 | 38 | 666 | MARCHE-EN-FAMENNE | | |
| 6 | 3 | 4 | 1 | 2 | 1 | 1 | - | 19 | 93 | 12 | 124 | NASSOGNE | | |
| 3 | 2 | 5 | - | - | - | - | - | 4 | 30 | 7 | 41 | RENDEUX | | |
| 1 | 6 | 1 | 2 | - | - | - | - | 4 | 30 | 9 | 43 | TENNEVILLE | | |
| 41 | 41 | 33 | 23 | 12 | 7 | 4 | 2 | 196 | 1.023 | 122 | 1.341 | ARR. NEUFCHATEAU | | |
| 7 | 8 | 6 | 8 | 2 | - | 1 | - | 54 | 172 | 25 | 251 | BERTRIX | | |
| 11 | 10 | 9 | 4 | 3 | 2 | 1 | 1 | 19 | 223 | 30 | 272 | BOUILLON | | |
| 1 | - | - | - | 1 | - | - | - | - | 13 | 1 | 14 | DAVERDISSE | | |
| 3 | 3 | - | - | - | 1 | - | - | 3 | 22 | 4 | 29 | HERBEUMONT | | |
| 3 | - | - | - | 1 | - | - | - | 11 | 60 | 1 | 72 | LEGLISE | | |
| 1 | 1 | 2 | 1 | - | - | - | - | 7 | 56 | 4 | 67 | LIBIN | | |
| 2 | 4 | 4 | 1 | 2 | - | - | 1 | 37 | 141 | 12 | 190 | LIBRAMONT-CHEVIGNY | | |
| 5 | 6 | 3 | 1 | - | 2 | - | - | 26 | 125 | 12 | 163 | NEUFCHATEAU | | |

| N.I.S. BEVOLKING OP 1-1-1994 | TABEL OO.04 B T | | | | | | | | | | | BLZ. 8.- FOL. 1.- |
|------------------------------------|--|-------------|---------------|---------------|---------------|---------------|---------------|---------------|---------------|---------------|---------------|-------------------------------|
| | VREEMDE BEVOLKING NAAR GESLACHT, LEEFTIJDGROEPEN EN LEEFTIJDKlassen - TOTALE BEVOLKING - | | | | | | | | | | | ALLE ADMINISTRATIEVE EENHEDEN |
| WOONPLAATS | LEEFTIJDGROEP | | | | | | | | | | | |
| | 0-4 JAAR | 5-9 JAAR | 10-14 JAAR | 15-19 JAAR | 20-24 JAAR | 25-29 JAAR | 30-34 JAAR | 35-39 JAAR | 40-44 JAAR | 45-49 JAAR | 50-54 JAAR | 55-59 JAAR |
| PALISEUL | 3 | 1 | 1 | 3 | 11 | 9 | 7 | 8 | 9 | 3 | 4 | 9 |
| SAINT-HUBERT | 5 | 2 | 2 | 5 | 11 | 17 | 13 | 8 | 7 | 6 | 4 | 6 |
| TELLIN | 5 | 7 | 9 | - | - | - | 3 | 6 | 6 | 1 | 2 | 2 |
| WELLIN | 3 | 1 | - | 4 | 8 | 5 | 5 | 7 | 4 | 6 | 4 | - |
| ARR. VIRTON | 94 | 96 | 115 | 128 | 179 | 224 | 218 | 200 | 232 | 193 | 147 | 137 |
| CHINY | 2 | 3 | 4 | 3 | 7 | 13 | 9 | 11 | 14 | 7 | 9 | 4 |
| ETALLE | 3 | 11 | 7 | 6 | 5 | 13 | 19 | 13 | 13 | 10 | 7 | 6 |
| FLORENVILLE | 8 | 2 | 8 | 8 | 28 | 26 | 26 | 23 | 29 | 19 | 23 | 19 |
| HABAY | 4 | 3 | 7 | 7 | 14 | 29 | 24 | 10 | 17 | 13 | 6 | 6 |
| MEIX-DEVANT-VIRTON | 2 | 2 | 4 | 8 | 5 | 11 | 9 | 6 | 17 | 8 | 10 | 9 |
| MUSSON | 14 | 16 | 18 | 19 | 29 | 25 | 24 | 29 | 29 | 39 | 18 | 25 |
| ROUVROY | 6 | 6 | 6 | 10 | 8 | 15 | 16 | 13 | 16 | 14 | 15 | 6 |
| SAINT-LEGER | 5 | 3 | 4 | 6 | 4 | 10 | 9 | 13 | 15 | 14 | 4 | 9 |
| TINTIGNY | 1 | 1 | 2 | 2 | 8 | 14 | 11 | 10 | 6 | 9 | 6 | 6 |
| VIRTON | 49 | 49 | 55 | 59 | 71 | 68 | 71 | 72 | 76 | 60 | 49 | 47 |
| PROV. NAMEN | 771 | 859 | 988 | 1.254 | 1.859 | 2.225 | 2.210 | 1.963 | 1.739 | 1.336 | 999 | 974 |
| ARR. DINANT | 118 | 106 | 113 | 130 | 252 | 318 | 356 | 275 | 228 | 224 | 173 | 154 |
| ANHEE | 4 | 4 | 6 | 9 | 13 | 21 | 19 | 14 | 11 | 18 | 16 | 17 |
| BEAURAING | 6 | 7 | 7 | 6 | 19 | 26 | 29 | 20 | 31 | 18 | 20 | 19 |
| BIEVRE | 5 | 3 | 3 | 3 | 6 | 9 | 16 | 9 | 7 | 7 | 3 | 4 |
| CINEY | 15 | 6 | 10 | 12 | 27 | 48 | 34 | 40 | 13 | 26 | 14 | 19 |
| DINANT | 24 | 21 | 18 | 25 | 48 | 55 | 57 | 52 | 34 | 39 | 21 | 18 |
| GEDINNE | 3 | 3 | 1 | 2 | 10 | 10 | 8 | 15 | 5 | 11 | 5 | 4 |
| HAMOIS | - | 2 | 11 | 5 | 4 | 12 | 16 | 10 | 11 | 6 | 4 | 5 |
| HASTIERE | 7 | 16 | 11 | 23 | 15 | 26 | 19 | 27 | 34 | 37 | 25 | 13 |
| HAVELANGE | 1 | 4 | 1 | 1 | 8 | 9 | 10 | 6 | 7 | 6 | 2 | 5 |
| HOUVET | 2 | 4 | 6 | 1 | 9 | 14 | 19 | 6 | 8 | 3 | 7 | 6 |
| ONHAYE | 5 | 2 | 2 | 7 | 8 | 5 | 7 | 5 | 5 | 9 | 5 | 1 |
| ROCHFORT | 15 | 14 | 8 | 13 | 30 | 29 | 47 | 22 | 22 | 9 | 17 | 15 |
| SOMME-LEUZE | 7 | 6 | 5 | 4 | 5 | 9 | 7 | 13 | 5 | 7 | 6 | 3 |
| VRESSE-SUR-SEMOIS | 4 | 3 | 5 | 4 | 16 | 18 | 22 | 10 | 15 | 7 | 12 | 8 |
| VVOIR | 20 | 11 | 19 | 15 | 34 | 27 | 46 | 26 | 20 | 21 | 16 | 17 |
| ARR. NAMEN | 606 | 694 | 790 | 986 | 1.453 | 1.742 | 1.656 | 1.477 | 1.260 | 926 | 706 | 706 |
| ANDENNE | 64 | 55 | 86 | 107 | 110 | 128 | 144 | 126 | 100 | 107 | 84 | 89 |
| ASSESE | - | - | 4 | 1 | 3 | 9 | 7 | 11 | 11 | 7 | 2 | 3 |
| EGHEZEE | 4 | 9 | 6 | 9 | 8 | 18 | 28 | 25 | 28 | 12 | 17 | 14 |
| FERNELMONT | 5 | 2 | 2 | 7 | 4 | 6 | 15 | 6 | 6 | 10 | 3 | 4 |
| FLOREFFE | 9 | 8 | 2 | 6 | 8 | 20 | 16 | 16 | 13 | 16 | 19 | 15 |
| FOSSÉS-LA-VILLE | 1 | 3 | 7 | 6 | 12 | 24 | 29 | 29 | 23 | 20 | 9 | 10 |
| GEMBLoux | 49 | 51 | 46 | 40 | 159 | 172 | 140 | 102 | 81 | 43 | 41 | 32 |
| GESVES | 2 | 4 | 3 | 4 | 3 | 13 | 15 | 9 | 9 | 4 | 3 | 5 |
| JEMEPPE-SUR-SAMBRE | 14 | 22 | 16 | 44 | 54 | 74 | 89 | 81 | 75 | 68 | 39 | 33 |
| LA BRUYERE | 2 | 2 | 3 | 7 | 4 | 9 | 15 | 11 | 8 | 10 | 2 | 6 |
| METTET | 3 | 2 | 7 | 11 | 21 | 29 | 26 | 38 | 26 | 16 | 16 | 17 |
| NAMEN | 368 | 415 | 433 | 509 | 773 | 872 | 737 | 580 | 497 | 326 | 282 | 254 |
| OHEY | 2 | 1 | 1 | 4 | 6 | 9 | 4 | 6 | 9 | 10 | 6 | 4 |
| PROFONDEVILLE | 8 | 12 | 10 | 12 | 22 | 23 | 23 | 27 | 25 | 26 | 21 | 13 |
| SAMBREVILLE | 65 | 91 | 144 | 198 | 248 | 309 | 322 | 359 | 302 | 229 | 146 | 196 |
| SOMBREFFE | 10 | 17 | 20 | 21 | 18 | 27 | 46 | 51 | 47 | 22 | 16 | 11 |
| ARR. PHILIPPEVILLE | 47 | 59 | 85 | 138 | 154 | 165 | 198 | 211 | 251 | 186 | 120 | 114 |
| CERFONTAINE | - | - | 2 | 1 | 6 | 11 | 9 | 5 | 9 | 5 | 4 | 7 |
| COUVIN | 11 | 15 | 17 | 31 | 37 | 46 | 56 | 54 | 66 | 42 | 23 | 31 |
| DOISCHE | 2 | 9 | 3 | 6 | 8 | 9 | 6 | 9 | 9 | 7 | 9 | 7 |
| FLORENNES | 16 | 12 | 10 | 14 | 14 | 15 | 22 | 38 | 20 | 20 | 14 | 9 |
| PHILIPPEVILLE | 8 | 6 | 12 | 14 | 17 | 20 | 26 | 21 | 33 | 24 | 13 | 14 |
| VIRINVAL | 5 | 8 | 15 | 16 | 28 | 18 | 27 | 22 | 29 | 27 | 19 | 10 |
| WALCOURT | 5 | 9 | 26 | 56 | 44 | 46 | 52 | 62 | 85 | 61 | 38 | 36 |

| N.I.S. | | TABEL 00.04 B T | | | | | | | BLZ. 8.- FOL. 2.- | | | ALLE ADMINISTRATIEVE EENHEDEN | |
|--------------------------|---------------|--|---------------|---------------|---------------|---------------|--------------------|----------------|-------------------|--------------------|---------------|-------------------------------|--|
| BEVOLKING OP 1-1-1994 | | VREEMDE BEVOLKING NAAR GESLACHT, LEEFTIJDGROEPEN EN LEEFTIJDKLASSEN - TOTALE BEVOLKING - | | | | | | | | | | | |
| LEEFTIJDGROEP | | | | | | | | LEEFTIJDKLASSE | | | ALGE- MEEN | WOONPLAATS | |
| 60-64 JAAR | 65-69 JAAR | 70-74 JAAR | 75-79 JAAR | 80-84 JAAR | 85-89 JAAR | 90-94 JAAR | 95 JAAR EN MEER | 0-14 JAAR | 15-64 JAAR | 65 JAAR EN MEER | TOTAAL | | |
| 1 | 3 | 7 | 1 | 2 | - | - | - | 5 | 64 | 13 | 82 | PALISEUL | |
| 1 | 2 | 1 | 3 | - | 2 | 1 | - | 9 | 78 | 9 | 96 | SAINT-HUBERT | |
| 3 | 2 | - | - | 1 | - | 1 | - | 21 | 23 | 4 | 48 | TELLIN | |
| 3 | 2 | 1 | 4 | - | - | - | - | 4 | 46 | 7 | 57 | WELLIN | |
| 92 | 99 | 81 | 30 | 34 | 12 | 4 | 2 | 305 | 1.750 | 262 | 2.317 | ARR. VIRTON | |
| 8 | 4 | 9 | 3 | 3 | - | - | - | 9 | 85 | 19 | 113 | CHINY | |
| 1 | 3 | - | - | 1 | 1 | - | - | 21 | 93 | 5 | 119 | ETALLE | |
| 9 | 15 | 17 | 4 | 8 | 2 | - | - | 18 | 210 | 46 | 274 | FLORENVILLE | |
| 9 | 8 | 4 | 3 | 2 | 2 | - | - | 14 | 135 | 19 | 168 | HABAY | |
| - | 6 | 3 | 1 | 1 | 1 | - | - | 8 | 83 | 12 | 103 | MEIX-DEVANT-VIRTON | |
| 23 | 18 | 8 | 7 | 3 | - | - | - | 48 | 260 | 36 | 344 | MUSSON | |
| 9 | 8 | 4 | 2 | 3 | 1 | - | - | 18 | 122 | 18 | 158 | ROUVROY | |
| 4 | 7 | 7 | - | 2 | 1 | - | - | 12 | 88 | 17 | 117 | SAINT-LEGER | |
| 3 | 1 | 7 | 3 | 3 | 1 | - | - | 4 | 75 | 15 | 94 | TINTIGNY | |
| 26 | 29 | 22 | 7 | 8 | 3 | 4 | 2 | 153 | 599 | 75 | 827 | VIRTON | |
| 1.048 | 962 | 737 | 300 | 259 | 99 | 36 | 7 | 2.618 | 15.607 | 2.400 | 20.625 | PROV. NAMEN | |
| 154 | 135 | 127 | 62 | 48 | 24 | 9 | 3 | 337 | 2.264 | 408 | 3.009 | ARR. DINANT | |
| 17 | 5 | 14 | 7 | 5 | 1 | - | - | 14 | 155 | 32 | 201 | ANHEE | |
| 19 | 19 | 12 | 5 | 4 | 1 | 1 | - | 20 | 207 | 42 | 269 | BEAURAING | |
| 2 | 3 | 4 | - | - | - | - | - | 11 | 66 | 7 | 84 | BIEVRE | |
| 20 | 15 | 14 | 7 | 10 | 4 | 1 | 2 | 31 | 253 | 53 | 337 | CINEY | |
| 23 | 13 | 16 | 9 | 3 | 2 | 1 | - | 63 | 372 | 44 | 479 | DINANT | |
| 7 | 9 | 7 | 3 | 1 | 1 | 2 | - | 7 | 77 | 23 | 107 | GEDINNE | |
| 11 | 2 | 3 | 2 | 1 | 1 | - | - | 13 | 84 | 9 | 106 | HAMOIS | |
| 10 | 13 | 15 | 4 | 6 | 6 | 1 | - | 34 | 229 | 45 | 308 | HASTIERE | |
| 3 | 2 | 2 | 3 | 2 | 1 | - | - | 6 | 57 | 10 | 73 | HAVELANGE | |
| 3 | 8 | 4 | 2 | 2 | - | - | - | 12 | 76 | 17 | 105 | HOUVET | |
| - | 1 | 6 | 2 | - | - | - | - | 9 | 52 | 9 | 70 | ONHAYE | |
| 10 | 14 | 14 | 7 | 2 | 4 | 3 | - | 37 | 214 | 44 | 295 | ROCHEFORT | |
| 7 | 5 | 3 | 1 | 2 | - | - | - | 18 | 66 | 11 | 95 | SOMME-LEUZE | |
| 7 | 4 | 1 | 2 | 4 | 1 | - | - | 12 | 119 | 12 | 143 | VRESSE-SUR-SEMOIS | |
| 15 | 22 | 12 | 8 | 6 | 2 | - | - | 50 | 237 | 50 | 337 | VVOIR | |
| 788 | 689 | 508 | 188 | 164 | 58 | 23 | 4 | 2.090 | 11.700 | 1.634 | 15.424 | ARR. NAMEN | |
| 85 | 87 | 57 | 29 | 23 | 9 | 4 | - | 205 | 1.080 | 209 | 1.494 | ANDENNE | |
| 6 | 3 | 3 | - | 1 | - | - | - | 4 | 60 | 7 | 71 | ASSESE | |
| 14 | 10 | 6 | 4 | 5 | 1 | 1 | - | 19 | 173 | 27 | 219 | EGHEZEE | |
| 3 | 5 | 5 | 1 | 1 | - | - | - | 9 | 64 | 12 | 85 | FERNELMONT | |
| 11 | 20 | 11 | 3 | 8 | - | - | - | 19 | 140 | 42 | 201 | FLOREFFE | |
| 18 | 17 | 10 | 2 | 2 | 1 | - | 1 | 11 | 180 | 33 | 224 | FOSSÉS-LA-VILLE | |
| 31 | 30 | 23 | 11 | 6 | 3 | 1 | 1 | 146 | 841 | 75 | 1.062 | GEMBLOUX | |
| 3 | 2 | 1 | 3 | 1 | 1 | - | - | 9 | 68 | 8 | 85 | GESVES | |
| 51 | 39 | 31 | 12 | 4 | 1 | 1 | - | 52 | 608 | 88 | 748 | JEMEPE-SUR-SAMBRE | |
| 7 | 10 | 1 | 2 | 2 | 2 | - | - | 7 | 79 | 17 | 103 | LA BRUYERE | |
| 28 | 23 | 12 | 5 | 8 | 2 | - | 1 | 12 | 228 | 51 | 291 | METTET | |
| 240 | 173 | 161 | 56 | 53 | 26 | 9 | 1 | 1.216 | 5.070 | 479 | 6.765 | NAMEN | |
| 2 | 7 | 5 | 1 | 2 | 1 | - | - | 4 | 60 | 16 | 80 | OHEY | |
| 14 | 6 | 14 | 2 | 3 | 3 | 3 | - | 30 | 206 | 31 | 267 | PROFONDEVILLE | |
| 262 | 242 | 158 | 54 | 41 | 7 | 4 | - | 300 | 2.571 | 506 | 3.377 | SAMBREVILLE | |
| 13 | 15 | 10 | 3 | 4 | 1 | - | - | 47 | 272 | 33 | 352 | SOMBREFFE | |
| 106 | 138 | 102 | 50 | 47 | 17 | 4 | - | 191 | 1.643 | 358 | 2.192 | ARR. PHILIPPEVILLE | |
| 2 | 4 | 4 | 3 | 2 | 1 | - | - | 2 | 59 | 14 | 75 | CERFONTAINE | |
| 31 | 39 | 26 | 13 | 12 | 6 | 1 | - | 43 | 417 | 97 | 557 | COUVIN | |
| 5 | 5 | 5 | 2 | 3 | 2 | - | - | 14 | 75 | 17 | 106 | DOISCHE | |
| 7 | 16 | 10 | 7 | 6 | 1 | - | - | 38 | 173 | 40 | 251 | FLORENNES | |
| 12 | 24 | 15 | 7 | 7 | 5 | 2 | - | 26 | 194 | 60 | 280 | PHILIPPEVILLE | |
| 14 | 12 | 10 | 2 | 4 | - | - | - | 28 | 210 | 28 | 266 | VIROINVAL | |
| 35 | 38 | 32 | 16 | 13 | 2 | 1 | - | 40 | 515 | 102 | 657 | WALCOURT | |

| N.I.S. BEVOLKING OP 1-1-1994 | TABEL OO.04 B T | | | | | | | | | | | BLZ. 9.- FOL. 1.- | |
|------------------------------------|--|-------------|---------------|---------------|---------------|---------------|---------------|---------------|---------------|---------------|---------------|-------------------------------|--|
| | VREEMDE BEVOLKING NAAR GESLACHT, LEEFTIJDGROEPEN EN LEEFTIJDKlassen - TOTALE BEVOLKING - | | | | | | | | | | | ALLE ADMINISTRATIEVE EENHEDEN | |
| WOONPLAATS | LEEFTIJDGROEP | | | | | | | | | | | | |
| | 0-4 JAAR | 5-9 JAAR | 10-14 JAAR | 15-19 JAAR | 20-24 JAAR | 25-29 JAAR | 30-34 JAAR | 35-39 JAAR | 40-44 JAAR | 45-49 JAAR | 50-54 JAAR | 55-59 JAAR | |
| PROV. OOST-VLAANDEREN | 3.678 | 3.433 | 3.564 | 3.294 | 3.717 | 4.647 | 4.212 | 3.360 | 2.579 | 2.100 | 1.704 | 1.236 | |
| ARR. AALST | 236 | 198 | 187 | 175 | 249 | 431 | 379 | 277 | 207 | 161 | 112 | 112 | |
| AALST | 127 | 107 | 126 | 103 | 132 | 190 | 180 | 125 | 89 | 71 | 59 | 67 | |
| DENDERLEEUV | 2 | 4 | 5 | 10 | 6 | 12 | 19 | 6 | 8 | 12 | 5 | 3 | |
| ERPE-MERE | 7 | 5 | 3 | 6 | 6 | 23 | 15 | 11 | 10 | 8 | 5 | 4 | |
| GERAARDSBERGEN | 33 | 23 | 11 | 18 | 26 | 56 | 40 | 37 | 30 | 24 | 7 | 12 | |
| HAALTERT | 7 | 8 | 4 | 2 | 7 | 19 | 17 | 12 | 6 | 4 | 2 | 3 | |
| HERZELE | 4 | 3 | 1 | - | 3 | 5 | 8 | 9 | 8 | 3 | 3 | 1 | |
| LEDE | 10 | 2 | 2 | 6 | 7 | 18 | 10 | 11 | 10 | 3 | 3 | 3 | |
| NINOVE | 41 | 42 | 33 | 25 | 49 | 79 | 69 | 58 | 35 | 27 | 26 | 17 | |
| SINT-LIEVENS-HOUTEM | 2 | 3 | 1 | 2 | 2 | 6 | 6 | 3 | 3 | 4 | - | - | |
| ZOTTEGEM | 3 | 1 | 1 | 3 | 11 | 23 | 15 | 5 | 8 | 5 | 2 | 2 | |
| ARR. DENDERMONDE | 352 | 317 | 343 | 334 | 343 | 353 | 318 | 303 | 236 | 159 | 126 | 86 | |
| BERLARE | - | 4 | 1 | 1 | 6 | 5 | 13 | 10 | 11 | 1 | 10 | 5 | |
| BUGGENHOUT | 6 | 14 | 10 | 8 | 7 | 7 | 9 | 16 | 15 | 5 | 7 | 3 | |
| DENDERMONDE | 37 | 39 | 51 | 54 | 56 | 60 | 56 | 67 | 43 | 28 | 26 | 15 | |
| HAMME | 87 | 51 | 51 | 64 | 69 | 67 | 31 | 40 | 33 | 26 | 22 | 10 | |
| LAARNE | 4 | 10 | 12 | 7 | 5 | 11 | 9 | 9 | 9 | 6 | 5 | 2 | |
| LEBBEKE | 21 | 18 | 14 | 20 | 14 | 26 | 25 | 14 | 15 | 10 | 6 | 3 | |
| WAASMUNSTER | 16 | 23 | 20 | 13 | 12 | 17 | 20 | 20 | 11 | 15 | 14 | 6 | |
| WETTEREN | 41 | 42 | 49 | 26 | 36 | 37 | 39 | 48 | 34 | 16 | 7 | 12 | |
| WICHELEN | 3 | 2 | 6 | 11 | 11 | 4 | 10 | 5 | 8 | 5 | 4 | 1 | |
| ZELE | 137 | 114 | 129 | 130 | 127 | 119 | 106 | 74 | 57 | 47 | 25 | 29 | |
| ARR. EEKLO | 54 | 58 | 54 | 65 | 131 | 188 | 194 | 148 | 138 | 164 | 106 | 83 | |
| ASSENEDE | 5 | 7 | 6 | 7 | 18 | 26 | 31 | 23 | 24 | 31 | 16 | 9 | |
| EEKLO | 12 | 12 | 9 | 9 | 25 | 35 | 34 | 29 | 22 | 15 | 8 | 7 | |
| KAPRIJKE | 3 | 1 | 5 | 2 | 2 | 9 | 6 | 7 | 4 | 7 | 3 | 6 | |
| MALDEGEM | 7 | 8 | 8 | 11 | 21 | 32 | 46 | 28 | 21 | 28 | 12 | 8 | |
| SINT-LAUREINS | 6 | 4 | 5 | 2 | 14 | 12 | 26 | 20 | 16 | 14 | 6 | 8 | |
| ZELZATE | 21 | 26 | 21 | 34 | 51 | 74 | 51 | 41 | 51 | 69 | 61 | 45 | |
| ARR. GENT | 1.908 | 1.699 | 1.738 | 1.684 | 1.997 | 2.486 | 2.258 | 1.750 | 1.292 | 1.016 | 837 | 578 | |
| AALTER | 2 | 4 | 2 | 1 | 12 | 15 | 9 | 10 | 7 | 8 | 4 | 3 | |
| DEINZE | 34 | 30 | 21 | 28 | 32 | 53 | 36 | 44 | 28 | 18 | 17 | 10 | |
| DE PINTE | 17 | 12 | 6 | 8 | 5 | 8 | 23 | 20 | 13 | 15 | 8 | 5 | |
| DESTELBERGEN | 10 | 1 | 3 | 5 | 17 | 23 | 20 | 20 | 17 | 15 | 18 | 11 | |
| EVERGEM | 5 | 6 | 7 | 8 | 27 | 57 | 36 | 33 | 24 | 34 | 29 | 22 | |
| GAVERE | 1 | 2 | 1 | 4 | 6 | 10 | 6 | 8 | 7 | 4 | 6 | - | |
| GENT | 1.773 | 1.572 | 1.640 | 1.558 | 1.788 | 2.133 | 1.985 | 1.440 | 1.056 | 762 | 652 | 457 | |
| KNESSELARE | 1 | 2 | 1 | 2 | 3 | 8 | 3 | 9 | 6 | 6 | 2 | - | |
| LOCHRISTI | 2 | 4 | 4 | 7 | 11 | 11 | 10 | 18 | 12 | 22 | 14 | 6 | |
| LOVENDEGEM | 4 | 7 | 2 | 5 | 9 | 11 | 10 | 10 | 9 | 8 | 7 | 1 | |
| MELLE | 3 | 5 | 3 | 4 | 4 | 7 | 10 | 14 | 5 | 8 | 9 | 2 | |
| MERELBEKE | 8 | 5 | 5 | 6 | 9 | 15 | 14 | 27 | 16 | 14 | 12 | 5 | |
| MOERBEKE | 4 | 3 | 1 | 1 | 9 | 20 | 16 | 16 | 21 | 16 | 7 | 15 | |
| NAZARETH | 2 | 5 | 4 | 1 | 7 | 14 | 17 | 9 | 12 | 3 | 3 | 4 | |
| NEVELE | - | - | 1 | - | 4 | 4 | 5 | 9 | 2 | 2 | 2 | - | |
| OOSTERZELE | 5 | 4 | 2 | 2 | 5 | 16 | 8 | 5 | 4 | 2 | 3 | 3 | |
| SINT-MARTENS-LATEM | 8 | 14 | 11 | 18 | 10 | 22 | 14 | 23 | 17 | 29 | 21 | 16 | |
| WAARSCHOOT | 1 | 1 | - | 1 | 6 | 8 | 2 | 5 | 6 | 6 | 1 | - | |
| WACHTEBEKE | 4 | 9 | 6 | 11 | 14 | 25 | 11 | 14 | 20 | 30 | 15 | 11 | |
| ZOMERGEM | 3 | - | - | 1 | - | 8 | 5 | 2 | 4 | 7 | 1 | 3 | |
| ZULTE | 21 | 13 | 18 | 13 | 19 | 18 | 18 | 14 | 6 | 7 | 6 | 4 | |
| ARR. OUDENAARDE | 228 | 255 | 223 | 187 | 169 | 214 | 249 | 197 | 169 | 123 | 105 | 66 | |
| BRAKEL | 3 | 5 | 6 | 7 | 3 | 10 | 11 | 11 | 8 | 6 | - | 3 | |
| HOREBEKE | - | - | 1 | - | 1 | 1 | 1 | 1 | 2 | 1 | 1 | - | |
| KLUISBERGEN | - | 1 | 1 | - | 6 | 2 | 5 | - | 6 | 3 | 7 | 1 | |
| KRUISSHOUTEM | 3 | 3 | 1 | 4 | 4 | 4 | 7 | 8 | 5 | 5 | 3 | 2 | |
| LIERDE | 1 | - | 2 | 1 | 2 | 5 | 5 | 4 | 1 | 1 | 1 | 2 | |
| MAARKEDAL | 2 | - | - | 2 | 2 | 1 | 3 | 5 | 5 | 4 | 2 | - | |
| OUDENAARDE | 21 | 22 | 21 | 12 | 22 | 43 | 48 | 23 | 22 | 18 | 14 | 9 | |

| N.I.S. BEVOLKING OP 1-1-1994 | | TABEL 00.04 B T VREEMDE BEVOLKING NAAR GESLACHT, LEEFTIJDGROEPEN EN LEEFTIJDKlassen - TOTALE BEVOLKING - | | | | | | | BLZ. 9.- FDL. 2.- | | | ALLE ADMINISTRATIEVE EENHEDEN | |
|------------------------------------|---------------|---|---------------|---------------|---------------|---------------|--------------------|----------------|-------------------|--------------------|----------|-------------------------------|--|
| LEEFTIJDGROEP | | | | | | | | LEEFTIJDKlasse | | | ALGEMEEN | WOONPLAATS | |
| 60-64 JAAR | 65-69 JAAR | 70-74 JAAR | 75-79 JAAR | 80-84 JAAR | 85-89 JAAR | 90-94 JAAR | 95 JAAR EN MEER | 0-14 JAAR | 15-64 JAAR | 65 JAAR EN MEER | TOTAAL | | |
| 975 | 680 | 603 | 267 | 210 | 101 | 31 | 15 | 10.675 | 27.824 | 1.907 | 40.406 | PROV. OOST-VLAANDEREN | |
| 82 | 73 | 58 | 25 | 16 | 7 | 3 | 1 | 621 | 2.185 | 183 | 2.989 | ARR. AALST | |
| 45 | 30 | 26 | 12 | 6 | 4 | 3 | 1 | 360 | 1.061 | 82 | 1.503 | AALST | |
| 2 | 5 | 3 | 2 | - | - | - | - | 11 | 83 | 10 | 104 | DENDERLEEuw | |
| 4 | 4 | - | - | 1 | - | - | - | 15 | 92 | 5 | 112 | ERPE-MERE | |
| 8 | 9 | 6 | 3 | 4 | 1 | - | - | 67 | 258 | 23 | 348 | GERAARDSBERGEN | |
| 2 | 3 | 4 | 2 | 1 | - | - | - | 19 | 74 | 10 | 103 | HAALtert | |
| 2 | 3 | 3 | - | - | - | - | - | 8 | 42 | 6 | 56 | HERZELE | |
| 5 | 6 | 2 | 5 | 1 | - | - | - | 14 | 76 | 14 | 104 | LEDE | |
| 11 | 9 | 12 | - | 2 | 2 | - | - | 116 | 396 | 25 | 537 | NINOVE | |
| - | - | - | - | - | - | - | - | 6 | 26 | - | 32 | SINT-LIEVENS-HOUTEM | |
| 3 | 4 | 2 | 1 | 1 | - | - | - | 5 | 77 | 8 | 90 | ZOTTEGEM | |
| 78 | 54 | 35 | 21 | 13 | 4 | 3 | - | 1.012 | 2.336 | 130 | 3.478 | ARR. DENDERMONDE | |
| 4 | 1 | 4 | 2 | 1 | - | - | - | 5 | 66 | 8 | 79 | BERLARE | |
| 4 | 6 | 1 | 3 | - | - | - | - | 30 | 81 | 10 | 121 | BUGGENHOUT | |
| 10 | 14 | 15 | 9 | 5 | 3 | 1 | - | 127 | 415 | 47 | 589 | DENDERMONDE | |
| 8 | 3 | 4 | 2 | - | - | - | - | 189 | 370 | 9 | 568 | HAMME | |
| 3 | 1 | 1 | - | 1 | - | - | - | 26 | 66 | 3 | 95 | LAARNE | |
| 14 | 4 | 1 | - | - | 1 | - | - | 53 | 147 | 6 | 206 | LEBBEKE | |
| 3 | 10 | 2 | - | 4 | - | - | - | 59 | 131 | 16 | 206 | WAASMUNSTER | |
| 7 | 5 | 4 | 5 | - | - | 2 | - | 132 | 262 | 16 | 410 | WETTEREN | |
| - | 1 | - | - | - | - | - | - | 11 | 59 | 1 | 71 | WICHELEN | |
| 25 | 9 | 3 | - | 2 | - | - | - | 380 | 739 | 14 | 1.133 | ZELE | |
| 76 | 77 | 61 | 28 | 23 | 16 | 3 | 2 | 166 | 1.293 | 210 | 1.669 | ARR. EEKLO | |
| 15 | 11 | 10 | 5 | 4 | 2 | - | - | 18 | 200 | 32 | 250 | ASSENEDE | |
| 6 | 11 | 9 | 6 | 6 | 1 | 1 | 1 | 33 | 190 | 35 | 258 | EEKLO | |
| 2 | 3 | 2 | - | - | - | - | 1 | 9 | 48 | 6 | 63 | KAPRIJKE | |
| 13 | 15 | 5 | 3 | 2 | 2 | 1 | - | 23 | 220 | 28 | 271 | MALDEGEM | |
| 7 | 10 | 15 | 5 | 2 | 2 | - | - | 15 | 125 | 34 | 174 | SINT-LAUREINS | |
| 33 | 27 | 20 | 9 | 9 | 9 | 1 | - | 68 | 510 | 75 | 653 | ZELZATE | |
| 441 | 297 | 285 | 132 | 103 | 49 | 17 | 9 | 5.345 | 14.339 | 892 | 20.576 | ARR. GENT | |
| 8 | 2 | 2 | - | 2 | - | - | - | 8 | 77 | 6 | 91 | AALTER | |
| 10 | 8 | 2 | 4 | 5 | 2 | - | - | 85 | 276 | 21 | 382 | DEINZE | |
| 5 | 5 | 4 | 1 | - | - | - | - | 35 | 110 | 10 | 155 | DE PINTE | |
| 5 | 12 | 6 | 3 | 3 | 2 | 1 | - | 14 | 151 | 27 | 192 | DESTELBERGEN | |
| 13 | 10 | 9 | 5 | 2 | 4 | 1 | - | 18 | 283 | 31 | 332 | EVERGEM | |
| 1 | 1 | 2 | - | 1 | - | - | - | 4 | 52 | 4 | 60 | GAVERE | |
| 337 | 220 | 198 | 97 | 68 | 34 | 10 | 6 | 4.985 | 12.168 | 633 | 17.786 | GENT | |
| 1 | 2 | 2 | - | 2 | - | - | - | 4 | 40 | 6 | 50 | KNESSELARE | |
| 11 | 3 | 3 | 5 | 4 | 2 | - | 1 | 10 | 122 | 18 | 150 | LOCHRISTI | |
| 4 | 2 | 5 | 1 | 2 | - | 1 | - | 13 | 74 | 11 | 98 | LOVENDEGEM | |
| 1 | 1 | 8 | 4 | 6 | 1 | - | - | 11 | 64 | 20 | 95 | MELLE | |
| 6 | 8 | 7 | 2 | 1 | 1 | - | - | 18 | 124 | 19 | 161 | MERELBEKE | |
| 11 | 7 | 10 | - | 2 | - | 1 | - | 8 | 132 | 20 | 160 | MOERBEKE | |
| 3 | 1 | 4 | 3 | 1 | - | 1 | 1 | 11 | 73 | 11 | 95 | NAZARETH | |
| 2 | - | 1 | 1 | 1 | 1 | - | - | 1 | 30 | 4 | 35 | NEVELE | |
| - | - | 2 | - | - | 1 | - | 1 | 11 | 48 | 4 | 63 | OOSTERZELE | |
| 12 | 10 | 5 | 1 | - | 1 | - | 1 | 33 | 182 | 18 | 233 | SINT-MARTENS-LATEM | |
| - | - | 5 | - | - | - | - | - | 2 | 35 | 5 | 42 | WAARSCHOOT | |
| 7 | 4 | 8 | 2 | 3 | - | 1 | - | 19 | 158 | 18 | 195 | WACHTBEKE | |
| 1 | - | 1 | 2 | - | - | - | - | 3 | 32 | 3 | 38 | ZOMERGEM | |
| 3 | 1 | 1 | 1 | - | - | - | - | 52 | 108 | 3 | 163 | ZULTE | |
| 63 | 39 | 33 | 17 | 14 | 5 | 1 | - | 706 | 1.542 | 109 | 2.357 | ARR. OUDENAARDE | |
| 7 | 2 | 1 | - | 1 | - | - | - | 14 | 66 | 4 | 84 | BRAKEL | |
| - | 2 | 1 | - | 1 | - | - | - | 1 | 8 | 4 | 13 | HOREBEKE | |
| 1 | 2 | 1 | - | - | - | - | - | 2 | 31 | 3 | 36 | KLUISBERGEN | |
| 2 | 2 | 1 | - | - | - | - | - | 7 | 44 | 3 | 54 | KRUISSHOUTEM | |
| - | - | - | - | - | - | - | - | 3 | 22 | - | 25 | LIERDE | |
| 5 | - | 2 | - | - | - | - | - | 2 | 29 | 2 | 33 | MAARKEDAL | |
| 6 | 3 | 4 | 1 | 3 | 2 | - | - | 64 | 217 | 13 | 294 | OUDENAARDE | |

| N.I.S. BEVOLKING OP 1-1-1994 | TABEL 00.04 B T | | | | | | | | | | BLZ. 10. - FOL. 1. - | |
|------------------------------------|--|-------------|---------------|---------------|---------------|---------------|---------------|---------------|---------------|---------------|-------------------------------|---------------|
| | VREEMDE BEVOLKING NAAR GESLACHT, LEEFTIJDGROEPEN EN LEEFTIJDKLASSEN - TOTALE BEVOLKING - | | | | | | | | | | ALLE ADMINISTRATIEVE EENHEDEN | |
| WOONPLAATS | LEEFTIJDGROEP | | | | | | | | | | | |
| | 0-4 JAAR | 5-9 JAAR | 10-14 JAAR | 15-19 JAAR | 20-24 JAAR | 25-29 JAAR | 30-34 JAAR | 35-39 JAAR | 40-44 JAAR | 45-49 JAAR | 50-54 JAAR | 55-59 JAAR |
| RONSE | 190 | 221 | 188 | 158 | 120 | 141 | 153 | 135 | 107 | 78 | 73 | 47 |
| WORTEGEM-PETEGEM | - | - | - | - | - | 2 | 5 | 2 | 2 | 1 | - | - |
| ZINGEM | 4 | 1 | - | 2 | 5 | 4 | 5 | 5 | 9 | 2 | 2 | - |
| ZWALM | 4 | 2 | 3 | 1 | 4 | 1 | 6 | 3 | 2 | 4 | 2 | 2 |
| ARR. SINT-NIKLAAS | 900 | 906 | 1.019 | 849 | 828 | 975 | 814 | 685 | 537 | 477 | 418 | 311 |
| BEVEREN | 20 | 22 | 16 | 22 | 55 | 87 | 92 | 64 | 63 | 52 | 43 | 27 |
| KRUIBEKE | 32 | 29 | 32 | 28 | 24 | 27 | 27 | 25 | 19 | 18 | 12 | 11 |
| LOKEREN | 301 | 308 | 361 | 282 | 231 | 247 | 184 | 156 | 122 | 114 | 97 | 67 |
| SINT-GILLIS-WAAS | 25 | 28 | 33 | 35 | 38 | 71 | 70 | 38 | 37 | 44 | 39 | 31 |
| SINT-NIKLAAS | 362 | 328 | 391 | 294 | 308 | 338 | 278 | 248 | 169 | 140 | 127 | 91 |
| STEKENE | 21 | 26 | 20 | 27 | 44 | 86 | 62 | 57 | 50 | 50 | 52 | 37 |
| TEMSE | 139 | 165 | 166 | 161 | 128 | 119 | 101 | 97 | 77 | 59 | 48 | 47 |
| PROV.WEST-VLAANDEREN | 983 | 808 | 800 | 794 | 1.432 | 2.248 | 1.864 | 1.653 | 1.684 | 1.368 | 913 | 723 |
| ARR. BRUGGE | 171 | 126 | 130 | 143 | 390 | 624 | 483 | 378 | 330 | 308 | 237 | 210 |
| BEERNEM | 2 | 1 | 2 | 4 | 4 | 4 | 8 | 3 | 9 | 5 | 3 | 2 |
| BLANKENBERGE | 12 | 12 | 10 | 9 | 29 | 49 | 55 | 40 | 33 | 27 | 23 | 23 |
| BRUGGE | 104 | 67 | 71 | 76 | 251 | 401 | 243 | 208 | 158 | 152 | 108 | 80 |
| DAMME | 4 | 2 | 1 | 2 | 5 | 10 | 15 | 8 | 9 | 8 | 2 | 2 |
| JABBEKE | 7 | 5 | 5 | 8 | 12 | 17 | 11 | 5 | 13 | 10 | 7 | 6 |
| KNOKKE-HEIST | 27 | 19 | 32 | 33 | 68 | 108 | 92 | 69 | 79 | 83 | 76 | 73 |
| OOSTKAMP | 5 | 5 | 3 | 2 | 10 | 9 | 18 | 17 | 11 | 8 | 5 | 4 |
| TORHOUT | 1 | 11 | 3 | 3 | 8 | 14 | 19 | 10 | 6 | 3 | 4 | 7 |
| ZEDELGEM | 6 | 2 | 3 | 6 | 3 | 8 | 17 | 16 | 10 | 9 | 9 | 11 |
| ZUIENKERKE | 3 | 2 | - | - | - | 4 | 5 | 2 | 2 | 3 | - | 2 |
| ARR. DIKSMUIDE | 13 | 18 | 12 | 15 | 27 | 36 | 27 | 20 | 36 | 22 | 13 | 10 |
| DIKSMUIDE | 4 | 8 | 5 | 7 | 15 | 14 | 8 | 11 | 16 | 8 | 4 | 3 |
| HOUTHULST | 3 | 5 | 3 | 3 | 3 | 5 | 5 | 2 | 9 | 4 | 2 | 1 |
| KOEKELARE | 5 | 3 | 1 | 1 | 2 | 11 | 9 | 3 | 4 | 3 | 2 | 3 |
| KORTEMARK | - | 1 | 1 | 1 | 2 | 4 | 2 | 3 | 5 | 4 | 2 | 1 |
| LO-RENINGE | 1 | 1 | 2 | 3 | 5 | 2 | 3 | 1 | 2 | 3 | 3 | 2 |
| ARR. IEPER | 84 | 65 | 78 | 79 | 103 | 189 | 148 | 203 | 224 | 191 | 105 | 99 |
| HEUVELLAND | 17 | 17 | 13 | 20 | 16 | 34 | 31 | 42 | 38 | 36 | 18 | 21 |
| IEPER | 23 | 16 | 24 | 22 | 35 | 61 | 47 | 53 | 68 | 61 | 40 | 28 |
| LANGEMARK-POELKAPPELLE | 3 | 6 | 3 | 1 | 3 | 4 | - | 2 | 8 | 6 | 3 | 3 |
| MESEN | 7 | 6 | 5 | 4 | 8 | 8 | 5 | 10 | 6 | 5 | 3 | 1 |
| POPERINGE | 11 | 5 | 14 | 13 | 12 | 25 | 27 | 34 | 38 | 37 | 9 | 11 |
| VLETEREN | 1 | 1 | 2 | 1 | 1 | 1 | 1 | 2 | 5 | 1 | 3 | - |
| WERVIK | 15 | 11 | 14 | 15 | 22 | 46 | 32 | 50 | 52 | 40 | 25 | 34 |
| ZONNEBEKE | 7 | 3 | 3 | 3 | 6 | 10 | 5 | 10 | 9 | 5 | 4 | 1 |
| ARR. KORTRIJK | 418 | 320 | 331 | 284 | 446 | 664 | 580 | 517 | 550 | 392 | 239 | 175 |
| ANZEGEM | 1 | 1 | 4 | 6 | 2 | 12 | 3 | 8 | 6 | 2 | 7 | 1 |
| AVELGEM | 16 | 10 | 9 | 9 | 7 | 15 | 23 | 14 | 14 | 10 | 3 | 6 |
| DEERLIJK | 4 | 4 | 4 | 3 | 8 | 5 | 4 | 9 | 8 | 3 | 4 | 1 |
| HARELBEKE | 16 | 22 | 24 | 9 | 19 | 44 | 40 | 39 | 28 | 22 | 8 | 6 |
| KORTRIJK | 212 | 142 | 133 | 138 | 196 | 290 | 225 | 190 | 185 | 133 | 65 | 63 |
| KUURNE | 11 | 7 | 12 | 5 | 13 | 21 | 21 | 14 | 23 | 15 | 8 | 4 |
| LENDELEDE | 4 | 4 | 2 | 3 | 4 | 7 | 4 | 1 | 6 | 2 | 1 | 1 |
| MENEN | 57 | 46 | 54 | 47 | 85 | 131 | 114 | 124 | 172 | 123 | 86 | 68 |
| SPIERE-HELKIJN | 4 | 2 | 4 | 7 | 6 | 15 | 5 | 11 | 5 | 7 | 6 | 6 |
| WAREGEM | 65 | 58 | 58 | 34 | 60 | 76 | 81 | 45 | 38 | 35 | 21 | 10 |
| WEVELGEM | 17 | 16 | 14 | 15 | 27 | 26 | 37 | 31 | 44 | 29 | 15 | 5 |
| ZWEVEGEM | 11 | 8 | 13 | 8 | 19 | 22 | 23 | 31 | 21 | 11 | 15 | 4 |
| ARR. OOSTENDE | 120 | 104 | 100 | 104 | 219 | 327 | 282 | 271 | 241 | 208 | 143 | 114 |
| BREDENE | 7 | 7 | 6 | 16 | 16 | 34 | 29 | 24 | 19 | 8 | 10 | 7 |
| DE HAAN | 9 | 11 | 11 | 10 | 14 | 21 | 24 | 14 | 16 | 18 | 21 | 11 |
| GISTEL | 2 | 4 | - | 2 | 5 | 7 | 9 | 5 | 5 | 4 | 5 | 5 |
| ICHTEGEM | 4 | 7 | 6 | 3 | 2 | 5 | 7 | 7 | 11 | 4 | 3 | 3 |
| MIDDELKERKE | 11 | 7 | 7 | 8 | 36 | 37 | 24 | 36 | 22 | 19 | 11 | 15 |
| OOSTENDE | 81 | 63 | 68 | 63 | 141 | 218 | 184 | 182 | 164 | 149 | 89 | 69 |
| OUDENBURG | 6 | 5 | 2 | 2 | 5 | 5 | 5 | 3 | 4 | 6 | 4 | 4 |

| N.I.S. BEVOLKING OP 1-1-1994 | | TABEL 00.04 B T VREEMDE BEVOLKING NAAR GESLACHT, LEEFTIJDGROEPEN EN LEEFTIJDKlassen - TOTALE BEVOLKING - | | | | | | | BLZ. 10.- FOL. 2.- | | | ALLE ADMINISTRATIEVE EENHEDEN | |
|------------------------------------|---------------|---|---------------|---------------|---------------|---------------|--------------------|----------------|--------------------|--------------------|---------------|-------------------------------|--|
| LEEFTIJDGROEP | | | | | | | | LEEFTIJDKlasse | | | ALGE- MEEN | WOONPLAATS | |
| 60-64 JAAR | 65-69 JAAR | 70-74 JAAR | 75-79 JAAR | 80-84 JAAR | 85-89 JAAR | 90-94 JAAR | 95 JAAR EN MEER | 0-14 JAAR | 15-64 JAAR | 65 JAAR EN MEER | TOTAAL | | |
| 42 | 28 | 21 | 16 | 9 | 3 | 1 | - | 599 | 1.054 | 78 | 1.731 | RONSE | |
| - | - | 2 | - | - | - | - | - | - | 12 | 2 | 14 | WORTEGEM-PETEGEM | |
| - | - | - | - | - | - | - | - | 5 | 34 | - | 39 | ZINGEM | |
| - | - | - | - | - | - | - | - | 9 | 25 | - | 34 | ZWALM | |
| 235 | 140 | 131 | 44 | 41 | 20 | 4 | 3 | 2.825 | 6.129 | 383 | 9.337 | ARR. SINT-NIKLAAS | |
| 35 | 23 | 24 | 10 | 10 | 3 | 2 | 1 | 58 | 540 | 73 | 671 | BEVEREN | |
| 8 | 4 | 4 | 1 | - | 1 | - | - | 93 | 199 | 10 | 302 | KRUIBEKE | |
| 49 | 19 | 18 | 4 | 5 | 1 | - | - | 970 | 1.549 | 47 | 2.566 | LOKEREN | |
| 31 | 15 | 16 | 4 | 5 | - | - | 1 | 86 | 434 | 41 | 561 | SINT-GILLIS-WAAS | |
| 48 | 46 | 35 | 15 | 9 | 10 | 2 | 1 | 1.081 | 2.041 | 118 | 3.240 | SINT-NIKLAAS | |
| 40 | 22 | 17 | 8 | 8 | 5 | - | - | 67 | 505 | 60 | 632 | STEKENE | |
| 24 | 11 | 17 | 2 | 4 | - | - | - | 470 | 861 | 34 | 1.365 | TEMSE | |
| 600 | 621 | 607 | 317 | 254 | 124 | 47 | 9 | 2.591 | 13.279 | 1.979 | 17.849 | PROV.WEST-VLAANDEREN | |
| 159 | 191 | 179 | 98 | 73 | 38 | 16 | 3 | 427 | 3.262 | 598 | 4.287 | ARR. BRUGGE | |
| 3 | 4 | 1 | - | - | 1 | - | - | 5 | 45 | 6 | 56 | BEERNEM | |
| 15 | 15 | 18 | 8 | 6 | 3 | 1 | - | 34 | 303 | 51 | 388 | BLANKENBERGE | |
| 54 | 64 | 61 | 42 | 25 | 19 | 9 | 1 | 242 | 1.731 | 221 | 2.194 | BRUGGE | |
| 2 | 10 | 5 | 1 | 1 | - | - | - | 7 | 63 | 17 | 87 | DAMME | |
| 3 | 4 | 2 | - | 1 | 1 | - | - | 17 | 92 | 8 | 117 | JABBEKE | |
| 68 | 81 | 82 | 41 | 37 | 14 | 5 | 2 | 78 | 749 | 262 | 1.089 | KNOKKE-HEIST | |
| 4 | 6 | 3 | 3 | 2 | - | - | - | 13 | 88 | 14 | 115 | OOSTKAMP | |
| 3 | 1 | 2 | - | - | - | - | - | 15 | 77 | 3 | 95 | TORHOUT | |
| 5 | 5 | 4 | 3 | 1 | - | 1 | - | 11 | 94 | 14 | 119 | ZEDELGEM | |
| 2 | 1 | 1 | - | - | - | - | - | 5 | 20 | 2 | 27 | ZUIENKERKE | |
| 7 | 10 | 7 | 6 | 2 | 1 | - | - | 43 | 213 | 26 | 282 | ARR. DIKSMUIDE | |
| 2 | 3 | 3 | 3 | 1 | - | - | - | 17 | 88 | 10 | 115 | DIKSMUIDE | |
| 4 | 3 | 3 | - | - | - | - | - | 11 | 38 | 6 | 55 | HOUTHULST | |
| 1 | 2 | 1 | 2 | - | - | - | - | 9 | 39 | 5 | 53 | KOEKELARE | |
| - | 2 | - | - | 1 | - | - | - | 2 | 24 | 3 | 29 | KORTEMARK | |
| - | - | - | 1 | - | 1 | - | - | 4 | 24 | 2 | 30 | LO-RENINGE | |
| 72 | 69 | 61 | 43 | 34 | 15 | 5 | 1 | 227 | 1.413 | 228 | 1.868 | ARR. IEPER | |
| 11 | 13 | 3 | 5 | 6 | 2 | - | - | 47 | 267 | 29 | 343 | HEUVELLAND | |
| 16 | 22 | 17 | 15 | 7 | 4 | 1 | - | 63 | 431 | 66 | 560 | IEPER | |
| - | - | 3 | - | - | - | 1 | - | 12 | 30 | 4 | 46 | LANGEMARK-POELKAPELLE | |
| - | 1 | - | - | - | - | - | - | 18 | 50 | 1 | 69 | MESEN | |
| 10 | 15 | 14 | 7 | 6 | 1 | - | 1 | 30 | 216 | 44 | 290 | POPERINGE | |
| - | 1 | 3 | - | - | - | - | - | 4 | 15 | 4 | 23 | VLETEREN | |
| 35 | 15 | 19 | 14 | 15 | 8 | 3 | - | 40 | 351 | 74 | 465 | WERVIK | |
| - | 2 | 2 | 2 | - | - | - | - | 13 | 53 | 6 | 72 | ZONNEBEKE | |
| 151 | 135 | 143 | 61 | 66 | 35 | 7 | - | 1.069 | 3.998 | 447 | 5.514 | ARR. KORTRIJK | |
| 6 | 2 | - | - | - | - | - | - | 6 | 53 | 2 | 61 | ANZEGEM | |
| 2 | 4 | 2 | - | 1 | 1 | - | - | 35 | 103 | 8 | 146 | AVELGEM | |
| 2 | - | - | - | - | - | - | - | 12 | 47 | - | 59 | DEERLIJK | |
| 7 | 12 | 6 | - | - | - | - | - | 62 | 222 | 18 | 302 | HARELBEKE | |
| 45 | 36 | 57 | 19 | 13 | 10 | - | - | 487 | 1.530 | 135 | 2.152 | KORTRIJK | |
| 5 | 2 | 3 | - | - | - | - | - | 30 | 129 | 5 | 164 | KUURNE | |
| - | - | - | - | 1 | - | - | - | 10 | 29 | 1 | 40 | LENDELEDE | |
| 64 | 50 | 53 | 31 | 46 | 22 | 3 | - | 157 | 1.014 | 205 | 1.376 | MENEN | |
| 2 | 2 | 1 | - | 1 | - | - | - | 10 | 70 | 4 | 84 | SPIERE-HELKIJN | |
| 8 | 11 | 5 | 1 | 1 | - | - | - | 181 | 408 | 18 | 607 | WAREGEM | |
| 3 | 14 | 11 | 8 | 3 | 1 | 3 | - | 47 | 232 | 40 | 319 | WEVELGEM | |
| 7 | 2 | 5 | 2 | - | 1 | 1 | - | 32 | 161 | 11 | 204 | ZWEVEGEM | |
| 114 | 110 | 128 | 62 | 44 | 22 | 9 | 2 | 324 | 2.023 | 377 | 2.724 | ARR. OOSTENDE | |
| 10 | 9 | 3 | 1 | 2 | 3 | - | - | 20 | 173 | 18 | 211 | BREDENE | |
| 9 | 6 | 17 | 5 | 2 | - | 2 | - | 31 | 158 | 32 | 221 | DE HAAN | |
| 2 | 3 | - | 1 | - | - | - | - | 6 | 49 | 4 | 59 | GISTEL | |
| 3 | 3 | 2 | 1 | 2 | - | - | - | 17 | 48 | 8 | 73 | ICHTEGEM | |
| 17 | 15 | 19 | 7 | 4 | - | - | 1 | 25 | 225 | 46 | 296 | MIDDELKERKE | |
| 72 | 73 | 87 | 47 | 34 | 18 | 7 | 1 | 212 | 1.331 | 267 | 1.810 | OOSTENDE | |
| 1 | 1 | - | - | - | 1 | - | - | 13 | 39 | 2 | 54 | OUDENBURG | |

| WOONPLAATS | LEEFTIJDGROEP | | | | | | | | | | | |
|----------------|---------------|-------------|---------------|---------------|---------------|---------------|---------------|---------------|---------------|---------------|---------------|---------------|
| | 0-4 JAAR | 5-9 JAAR | 10-14 JAAR | 15-19 JAAR | 20-24 JAAR | 25-29 JAAR | 30-34 JAAR | 35-39 JAAR | 40-44 JAAR | 45-49 JAAR | 50-54 JAAR | 55-59 JAAR |
| ARR. ROESELARE | 58 | 53 | 50 | 56 | 87 | 135 | 133 | 81 | 102 | 82 | 47 | 27 |
| HOOGLEDE | - | - | 1 | 3 | 4 | 4 | 7 | 2 | 4 | 3 | 2 | 1 |
| INGELMUNSTER | 3 | 7 | 1 | 2 | 6 | 5 | 14 | 10 | 4 | 4 | 3 | 1 |
| IZEGEM | 11 | 7 | 6 | 12 | 17 | 22 | 23 | 10 | 20 | 13 | 6 | 3 |
| LEDEGEM | - | 1 | 4 | 6 | 2 | 3 | 2 | 3 | 6 | 4 | 1 | 1 |
| LICHTERVELDE | 4 | - | 4 | 4 | 2 | 3 | 5 | 1 | 3 | 5 | 1 | 1 |
| MOORSLEDE | 1 | 1 | 3 | 3 | 3 | 3 | 4 | 3 | 5 | 8 | - | 5 |
| ROESELARE | 38 | 36 | 29 | 25 | 49 | 90 | 77 | 49 | 56 | 41 | 30 | 15 |
| STADEN | 1 | 1 | 2 | 1 | 4 | 5 | 1 | 3 | 4 | 4 | 4 | - |
| ARR. TIELT | 65 | 79 | 56 | 64 | 43 | 89 | 74 | 62 | 49 | 42 | 30 | 29 |
| ARDOOIE | - | - | 2 | 5 | - | 7 | 1 | 2 | 4 | 3 | - | 4 |
| DENTERGEM | 7 | 15 | 12 | 16 | 3 | 4 | 8 | 9 | 6 | 7 | 7 | 3 |
| MEULEBEKE | 17 | 12 | 10 | 12 | 9 | 15 | 12 | 9 | 7 | 8 | 3 | 7 |
| OOSTROZEBEKE | 9 | 7 | 3 | 4 | 3 | 9 | 3 | 4 | 8 | 2 | 2 | - |
| PITTEM | - | - | - | - | 1 | 3 | 3 | 2 | 1 | - | - | 1 |
| RUISELEDE | 1 | - | - | - | 2 | 8 | 5 | 2 | - | 2 | 4 | - |
| TIELT | 8 | 16 | 9 | 10 | 8 | 19 | 21 | 22 | 8 | 7 | 4 | 6 |
| WIELSBEKE | 21 | 26 | 18 | 14 | 10 | 16 | 13 | 12 | 9 | 12 | 7 | 6 |
| WINGENE | 2 | 3 | 2 | 3 | 7 | 8 | 8 | - | 6 | 1 | 3 | 2 |
| ARR. VEURNE | 54 | 43 | 43 | 49 | 117 | 184 | 137 | 121 | 152 | 123 | 99 | 59 |
| ALVERINGEM | - | 4 | 2 | 4 | 1 | 5 | 5 | 6 | 9 | 8 | 5 | 2 |
| DE PANNE | 26 | 13 | 16 | 19 | 49 | 75 | 50 | 50 | 62 | 45 | 42 | 22 |
| KOKSIJDE | 14 | 16 | 21 | 19 | 46 | 62 | 42 | 38 | 53 | 48 | 32 | 17 |
| NIEUWPOORT | 8 | 6 | 2 | 4 | 13 | 24 | 23 | 16 | 11 | 11 | 8 | 11 |
| VEURNE | 6 | 4 | 2 | 3 | 8 | 18 | 17 | 11 | 17 | 11 | 12 | 7 |

| N.I.S. BEVOLKING OP 1-1-1994 | | TABEL 00.04 B T VREEMDE BEVOLKING NAAR GESLACHT, LEEFTIJDGROEPEN EN LEEFTIJDKlassen - TOTALE BEVOLKING - | | | | | | | BLZ. 11.- FOL. 2.- | | | ALLE ADMINISTRATIEVE EENHEDEN |
|------------------------------------|---------------|---|---------------|---------------|---------------|---------------|--------------------|----------------|--------------------|--------------------|---------------|-------------------------------|
| LEEFTIJDGROEP | | | | | | | | LEEFTIJDKlasse | | | ALGE- MEEN | WOONPLAATS |
| 60-64 JAAR | 65-69 JAAR | 70-74 JAAR | 75-79 JAAR | 80-84 JAAR | 85-89 JAAR | 90-94 JAAR | 95 JAAR EN MEER | 0-14 JAAR | 15-64 JAAR | 65 JAAR EN MEER | TOTAAL | |
| 20 | 28 | 24 | 11 | 5 | 7 | 2 | - | 161 | 770 | 77 | 1.008 | ARR. ROESELARE |
| 2 | - | 4 | 1 | - | - | - | - | 1 | 32 | 5 | 38 | HOOGLEDE |
| 1 | 3 | 1 | - | - | - | - | - | 11 | 50 | 4 | 65 | INGELMUNSTER |
| 2 | 6 | 3 | - | 1 | - | - | - | 24 | 128 | 10 | 162 | IZEGEM |
| 1 | 2 | 1 | - | - | 2 | - | - | 5 | 29 | 5 | 39 | LEDEGEM |
| 2 | 1 | - | 1 | - | - | - | - | 8 | 27 | 2 | 37 | LICHTERVELDE |
| 2 | 1 | 3 | 1 | 1 | 2 | - | - | 5 | 36 | 8 | 49 | MOORSLEDE |
| 10 | 15 | 12 | 7 | 3 | 3 | 2 | - | 103 | 442 | 42 | 587 | ROESELARE |
| - | - | - | 1 | - | - | - | - | 4 | 26 | 1 | 31 | STADEN |
| 17 | 11 | 13 | 3 | 3 | 2 | 3 | - | 200 | 499 | 35 | 734 | ARR. TIELT |
| 4 | 1 | - | - | - | 1 | - | - | 2 | 30 | 2 | 34 | ARDOOIE |
| 1 | - | 2 | - | - | - | - | - | 34 | 64 | 2 | 100 | DENTERGEM |
| 1 | - | - | - | - | - | - | - | 39 | 83 | - | 122 | MEULEBEKE |
| - | - | 3 | - | - | - | - | - | 19 | 35 | 3 | 57 | OOSTROZEBEKE |
| 2 | - | - | - | 2 | - | 1 | - | - | 13 | 3 | 16 | PITTEM |
| - | 3 | - | 1 | - | - | 1 | - | 1 | 23 | 5 | 29 | RUISELEDE |
| 5 | 3 | 5 | 1 | 1 | - | 1 | - | 33 | 110 | 11 | 154 | TIELT |
| 1 | 2 | - | - | - | - | - | - | 65 | 100 | 2 | 167 | WIELSBEKE |
| 3 | 2 | 3 | 1 | - | 1 | - | - | 7 | 41 | 7 | 55 | WINGENE |
| 60 | 67 | 52 | 33 | 27 | 4 | 5 | 3 | 140 | 1.101 | 191 | 1.432 | ARR. VEURNE |
| 4 | 2 | 4 | 2 | 1 | - | - | - | 6 | 49 | 9 | 64 | ALVERINGEM |
| 19 | 20 | 16 | 9 | 6 | 1 | 1 | - | 55 | 433 | 53 | 541 | DE PANNE |
| 24 | 38 | 22 | 16 | 11 | 3 | 2 | 2 | 51 | 381 | 94 | 526 | KOKSIJDE |
| 12 | 6 | 9 | 4 | 6 | - | 1 | 1 | 16 | 133 | 27 | 176 | NIEUWPOORT |
| 1 | 1 | 1 | 2 | 3 | - | 1 | - | 12 | 105 | 8 | 125 | VEURNE |

| N.I.S. BEVOLKING OP 1-1-1994 | TABEL OO.05 A T VREEMDELINGEN NAAR VOORNAAMSTE NATIONALITEITEN - TOTALE BEVOLKING - | | | | | | | | | | BLZ. 1.- FOL. 1.- | ARRONDISSEMENTEN |
|------------------------------------|---|-----------------|----------------|----------------------------------|----------------|----------------|---------|---------|------------------|--------|-------------------|-------------------------|
| | NATIONALITEITSLAND | | | | | | | | | | | |
| WOONPLAATS | DUITS- LAND | DENE- MARKEN | FRANK- RIJK | VER- ENIGD KONINK- RIJK | LUXEM- BURG | NEDER- LAND | IERLAND | ITALIE | GRIEKEN- LAND | SPANJE | POR- TUGAL | TOTAAL LANDEN EEG |
| HET RIJK | 30.237 | 2.890 | 97.124 | 25.427 | 4.596 | 72.594 | 3.043 | 216.012 | 20.288 | 49.383 | 21.924 | 543.518 |
| BRUSSELS HOOFDSTEDELIJK GEW. | 5.518 | 1.352 | 29.146 | 7.690 | 1.450 | 4.719 | 1.579 | 29.637 | 10.331 | 24.064 | 13.654 | 129.140 |
| VLAAMS GEWEST | 10.457 | 1.061 | 15.240 | 12.506 | 685 | 61.759 | 1.127 | 24.818 | 3.944 | 9.799 | 3.840 | 145.236 |
| WAALS GEWEST | 14.262 | 477 | 52.738 | 5.231 | 2.461 | 6.116 | 337 | 161.557 | 6.013 | 15.520 | 4.430 | 269.142 |
| WAARVAN DUITSTALIGE GEMEENS. | 8.539 | 4 | 125 | 51 | 176 | 682 | - | 144 | 24 | 239 | 36 | 10.020 |
| PROV. ANTWERPEN | 2.771 | 231 | 2.916 | 4.022 | 159 | 27.034 | 218 | 2.040 | 642 | 3.004 | 1.817 | 44.854 |
| ARR. ANTWERPEN | 2.082 | 205 | 2.463 | 3.246 | 140 | 16.091 | 185 | 1.528 | 545 | 2.610 | 1.744 | 30.839 |
| ARR. MECHELEN | 165 | 13 | 223 | 326 | 7 | 1.205 | 11 | 215 | 52 | 281 | 30 | 2.528 |
| ARR. TURNHOUT | 524 | 13 | 230 | 450 | 12 | 9.738 | 22 | 297 | 45 | 113 | 43 | 11.487 |
| BRABANT | 10.528 | 2.346 | 37.633 | 16.446 | 2.091 | 13.843 | 2.528 | 40.747 | 11.621 | 29.012 | 15.610 | 182.405 |
| ARR. BRUSSEL-HOOFDSTAD | 5.518 | 1.352 | 29.146 | 7.690 | 1.450 | 4.719 | 1.579 | 29.637 | 10.331 | 24.064 | 13.654 | 129.140 |
| ARR. HALLE-VILVOORDE | 2.852 | 548 | 3.244 | 3.366 | 277 | 4.157 | 469 | 4.043 | 821 | 3.140 | 965 | 23.882 |
| ARR. LEUVEN | 1.458 | 160 | 673 | 2.556 | 71 | 4.016 | 266 | 849 | 174 | 326 | 198 | 10.747 |
| ARR. NIJVEL | 700 | 286 | 4.570 | 2.834 | 293 | 951 | 214 | 6.218 | 295 | 1.482 | 793 | 18.636 |
| HENEGOUWEN | 1.763 | 150 | 32.486 | 1.435 | 142 | 735 | 49 | 90.671 | 3.225 | 3.971 | 1.134 | 135.761 |
| ARR. AAT | 78 | 2 | 1.382 | 47 | 6 | 40 | 3 | 1.287 | 69 | 110 | 28 | 3.052 |
| ARR. CHARLEROI | 429 | 4 | 4.551 | 150 | 47 | 167 | 13 | 43.626 | 1.914 | 1.931 | 337 | 53.169 |
| ARR. BERGEN | 800 | 107 | 4.734 | 935 | 22 | 230 | 24 | 19.662 | 627 | 949 | 191 | 28.281 |
| ARR. MOESKROEN | 18 | - | 8.951 | 26 | 4 | 32 | - | 294 | 12 | 41 | 78 | 9.456 |
| ARR. ZINNIK | 271 | 33 | 1.962 | 189 | 26 | 150 | 4 | 16.418 | 277 | 632 | 429 | 20.391 |
| ARR. THUIN | 100 | 4 | 2.958 | 23 | 23 | 56 | 2 | 8.815 | 286 | 222 | 24 | 12.513 |
| ARR. DOORNIK | 67 | - | 7.948 | 65 | 14 | 60 | 3 | 569 | 40 | 86 | 47 | 8.899 |
| PROV. LUIK | 11.318 | 29 | 7.050 | 566 | 626 | 3.475 | 39 | 56.235 | 2.236 | 9.105 | 1.280 | 91.959 |
| ARR. HOEI | 68 | 2 | 696 | 45 | 54 | 144 | 2 | 1.948 | 23 | 253 | 103 | 3.338 |
| ARR. LUIK | 814 | 15 | 4.880 | 332 | 297 | 1.584 | 32 | 50.880 | 1.516 | 7.127 | 989 | 68.466 |
| ARR. VERVIERS | 10.390 | 12 | 1.140 | 153 | 253 | 1.699 | 4 | 2.713 | 674 | 1.610 | 151 | 18.799 |
| ARR. BORGWORM | 46 | - | 334 | 36 | 22 | 48 | 1 | 694 | 23 | 115 | 37 | 1.356 |
| LIMBURG | 1.746 | 27 | 363 | 414 | 25 | 18.202 | 28 | 16.127 | 1.901 | 2.342 | 328 | 41.503 |
| ARR. HASSELT | 782 | 6 | 175 | 182 | 15 | 2.445 | 21 | 9.458 | 1.159 | 1.469 | 294 | 16.006 |
| ARR. MAASEIK | 496 | 8 | 70 | 96 | 3 | 8.551 | 1 | 2.411 | 352 | 605 | 19 | 12.612 |
| ARR. TONGEREN | 468 | 13 | 118 | 136 | 7 | 7.206 | 6 | 4.258 | 390 | 268 | 15 | 12.885 |
| LUXEMBURG | 198 | 4 | 4.320 | 137 | 1.221 | 507 | 21 | 1.177 | 33 | 169 | 713 | 8.500 |
| ARR. AARLEN | 54 | 3 | 1.706 | 46 | 898 | 72 | 10 | 690 | 19 | 69 | 535 | 4.102 |
| ARR. BASTENAKEN | 72 | - | 271 | 13 | 110 | 139 | 5 | 76 | 6 | 17 | 38 | 747 |
| ARR. MARCHE-EN-FAMENNE | 25 | 1 | 311 | 21 | 23 | 198 | 1 | 173 | 1 | 40 | 24 | 818 |
| ARR. NEUFCHATEAU | 28 | - | 615 | 34 | 55 | 61 | 2 | 52 | 2 | 23 | 55 | 927 |
| ARR. VIRTON | 19 | - | 1.417 | 23 | 135 | 37 | 3 | 186 | 5 | 20 | 61 | 1.906 |
| PROV. NAMEN | 283 | 8 | 4.312 | 259 | 179 | 448 | 14 | 7.256 | 224 | 793 | 510 | 14.286 |
| ARR. DINANT | 86 | 2 | 1.276 | 48 | 54 | 208 | 3 | 524 | 16 | 51 | 135 | 2.403 |
| ARR. NAMEN | 146 | 5 | 2.059 | 174 | 114 | 200 | 10 | 6.029 | 196 | 661 | 356 | 9.950 |
| ARR. PHILIPPEVILLE | 51 | 1 | 977 | 37 | 11 | 40 | 1 | 703 | 12 | 81 | 19 | 1.933 |
| PROV. OOST-VLAANDEREN | 848 | 57 | 2.356 | 981 | 89 | 5.882 | 73 | 1.127 | 279 | 777 | 191 | 12.660 |
| ARR. AALST | 89 | 4 | 261 | 135 | 4 | 385 | 5 | 234 | 57 | 211 | 25 | 1.410 |
| ARR. DENDERMONDE | 88 | 2 | 98 | 95 | 2 | 369 | 1 | 68 | 42 | 30 | 10 | 805 |
| ARR. EEKLO | 58 | 1 | 208 | 33 | 16 | 943 | - | 90 | 2 | 15 | 5 | 1.371 |
| ARR. GENT | 432 | 39 | 1.209 | 491 | 62 | 2.223 | 34 | 447 | 115 | 428 | 100 | 5.580 |
| ARR. OUDENAARDE | 28 | - | 376 | 62 | 5 | 183 | 5 | 140 | 15 | 12 | 23 | 849 |
| ARR. SINT-NIKLAAS | 153 | 11 | 204 | 165 | - | 1.779 | 28 | 148 | 48 | 81 | 28 | 2.645 |
| PROV. WEST-VLAANDEREN | 782 | 38 | 5.688 | 1.167 | 64 | 2.468 | 73 | 632 | 127 | 210 | 341 | 11.590 |
| ARR. BRUGGE | 301 | 26 | 557 | 330 | 25 | 1.287 | 22 | 191 | 45 | 83 | 69 | 2.936 |
| ARR. DIKSMUIDE | 8 | 1 | 80 | 16 | - | 35 | 1 | 1 | - | 2 | 6 | 150 |
| ARR. IEPER | 32 | - | 1.283 | 161 | - | 70 | 7 | 19 | 3 | 25 | 34 | 1.634 |
| ARR. KORTRIJK | 108 | 2 | 2.137 | 144 | 5 | 326 | 15 | 173 | 32 | 59 | 82 | 3.083 |
| ARR. OOSTENDE | 177 | 4 | 528 | 405 | 29 | 409 | 9 | 135 | 22 | 23 | 78 | 1.819 |
| ARR. ROESELARE | 35 | 5 | 216 | 55 | 1 | 119 | 15 | 42 | 17 | 10 | 27 | 542 |
| ARR. TIELT | 35 | - | 77 | 11 | 1 | 85 | 2 | 14 | - | 4 | 7 | 236 |
| ARR. VEURNE | 86 | - | 810 | 45 | 3 | 137 | 2 | 57 | 8 | 4 | 38 | 1.190 |

| N.I.S. | | TABEL 00.05 A T | | | | | | | | | | BLZ. 1.- FOL. 2.- | | ARRONDISSEMENTEN |
|--|-------|------------------|---------|---------------|--------------|---------|--------|--------|-------|--------|---------|------------------------------|--|------------------|
| VREEMDELINGEN NAAR VOORNAAMSTE NATIONALITEITEN | | | | | | | | | | | | WOONPLAATS | | |
| - TOTALE BEVOLKING - | | | | | | | | | | | | | | |
| NATIONALITEITSLAND | | | | | | | | | | | | WOONPLAATS | | |
| ZWIT- SER- LAND | POLEN | JOEGO- SLAVIE | TURKIJE | ALGE- RIJE | MAROK- KO | TUNESIE | ZAIRE | V.S.A. | JAPAN | ANDERE | TOTAAL | | | |
| 2.326 | 4.902 | 7.366 | 88.302 | 10.177 | 145.363 | 6.048 | 15.868 | 11.705 | 3.312 | 81.681 | 920.568 | HET RIJK | | |
| 864 | 968 | 3.048 | 21.828 | 2.325 | 77.031 | 2.732 | 6.661 | 2.759 | 2.341 | 31.548 | 281.245 | BRUSSELS HOOFDSTEDELIJK GEW. | | |
| 838 | 1.507 | 2.006 | 44.602 | 1.518 | 45.994 | 1.986 | 3.006 | 4.220 | 860 | 29.364 | 281.137 | VLAAMS GEWEST | | |
| 624 | 2.427 | 2.312 | 21.872 | 6.334 | 22.338 | 1.330 | 6.201 | 4.726 | 111 | 20.769 | 358.186 | WAALS GEWEST | | |
| 26 | 50 | 27 | 17 | - | 81 | 1 | 5 | 9 | - | 241 | 10.477 | WAARVAN DUITSTALIGE GEMEENS | | |
| 342 | 525 | 1.188 | 10.264 | 232 | 28.724 | 271 | 1.496 | 1.319 | 281 | 13.448 | 102.944 | PROV. ANTWERPEN | | |
| 302 | 436 | 1.074 | 7.835 | 193 | 22.863 | 218 | 1.399 | 1.193 | 270 | 11.498 | 78.120 | ARR. ANTWERPEN | | |
| 18 | 26 | 73 | 1.815 | 25 | 5.191 | 22 | 67 | 53 | 7 | 1.024 | 10.849 | ARR. MECHELEN | | |
| 22 | 63 | 41 | 614 | 14 | 670 | 31 | 30 | 73 | 4 | 926 | 13.975 | ARR. TURNHOUT | | |
| 1.362 | 1.317 | 3.527 | 23.362 | 2.636 | 83.878 | 3.024 | 9.073 | 6.187 | 2.747 | 42.942 | 362.460 | BRABANT | | |
| 864 | 968 | 3.048 | 21.828 | 2.325 | 77.031 | 2.732 | 6.661 | 2.759 | 2.341 | 31.548 | 281.245 | ARR. BRUSSEL-HOOFDSTAD | | |
| 269 | 100 | 280 | 428 | 118 | 3.036 | 109 | 759 | 1.309 | 250 | 3.743 | 34.283 | ARR. HALLE-VILVOORDE | | |
| 66 | 85 | 65 | 919 | 34 | 1.024 | 71 | 243 | 771 | 109 | 3.037 | 17.171 | ARR. LEUVEN | | |
| 163 | 164 | 134 | 187 | 159 | 2.787 | 112 | 1.410 | 1.348 | 47 | 4.614 | 29.761 | ARR. NIJVEL | | |
| 160 | 988 | 288 | 10.815 | 5.106 | 7.871 | 502 | 1.509 | 2.816 | 31 | 4.713 | 170.560 | HENEGOUWEN | | |
| 9 | 36 | 3 | 81 | 128 | 159 | 9 | 45 | 183 | - | 130 | 3.835 | ARR. AAT | | |
| 44 | 506 | 142 | 7.789 | 2.462 | 5.006 | 197 | 400 | 88 | 5 | 1.540 | 71.348 | ARR. CHARLEROI | | |
| 41 | 188 | 39 | 1.635 | 1.501 | 1.395 | 105 | 582 | 2.085 | 22 | 1.535 | 37.409 | ARR. BERGEN | | |
| 9 | 10 | 5 | 6 | 64 | 371 | 50 | 4 | 3 | - | 156 | 10.134 | ARR. MOESKROEN | | |
| 13 | 100 | 58 | 1.071 | 196 | 580 | 81 | 276 | 403 | 1 | 694 | 23.864 | ARR. ZINNIK | | |
| 10 | 115 | 14 | 208 | 672 | 172 | 10 | 68 | 36 | 2 | 291 | 14.111 | ARR. THUIN | | |
| 34 | 33 | 27 | 25 | 83 | 188 | 50 | 134 | 18 | 1 | 367 | 9.859 | ARR. DOORNIK | | |
| 195 | 1.040 | 1.376 | 8.645 | 832 | 10.194 | 557 | 2.544 | 391 | 24 | 8.803 | 126.560 | PROV. LUIK | | |
| 10 | 92 | 417 | 22 | 27 | 96 | 9 | 110 | 27 | 1 | 370 | 4.519 | ARR. HOEI | | |
| 111 | 820 | 845 | 6.581 | 742 | 7.787 | 394 | 2.169 | 281 | 17 | 7.078 | 95.291 | ARR. LUIK | | |
| 63 | 98 | 100 | 2.035 | 57 | 2.266 | 131 | 238 | 74 | 6 | 1.202 | 25.069 | ARR. VERVIERS | | |
| 11 | 30 | 14 | 7 | 6 | 45 | 23 | 27 | 9 | - | 153 | 1.681 | ARR. BORGWORM | | |
| 18 | 460 | 137 | 18.897 | 174 | 5.088 | 25 | 66 | 382 | 88 | 1.646 | 68.484 | LIMBURG | | |
| 11 | 266 | 52 | 13.750 | 128 | 2.611 | 20 | 28 | 146 | 82 | 933 | 34.033 | ARR. HASSELT | | |
| 5 | 84 | 25 | 2.382 | 27 | 1.819 | 5 | 20 | 155 | - | 334 | 17.468 | ARR. MAASEIK | | |
| 2 | 110 | 60 | 2.765 | 19 | 658 | - | 18 | 81 | 6 | 379 | 16.983 | ARR. TONGEREN | | |
| 25 | 79 | 84 | 828 | 66 | 144 | 25 | 140 | 60 | 4 | 725 | 10.680 | LUXEMBURG | | |
| 2 | 15 | 22 | 2 | 6 | 54 | 11 | 53 | 15 | 2 | 217 | 4.501 | ARR. AARLEN | | |
| 2 | 8 | 9 | 190 | 2 | 8 | 1 | 20 | 8 | - | 108 | 1.103 | ARR. BASTENAKEN | | |
| 7 | 22 | 33 | 311 | 7 | 30 | 11 | 33 | 6 | 1 | 139 | 1.418 | ARR. MARCHE-EN-FAMENNE | | |
| 10 | 14 | 11 | 146 | 24 | 39 | 1 | 19 | 10 | - | 140 | 1.341 | ARR. NEUFCHATEAU | | |
| 4 | 20 | 9 | 179 | 27 | 13 | 1 | 15 | 21 | 1 | 121 | 2.317 | ARR. VIRTON | | |
| 81 | 156 | 430 | 1.397 | 171 | 1.342 | 134 | 598 | 111 | 5 | 1.914 | 20.625 | PROV. NAMEN | | |
| 26 | 37 | 12 | 6 | 26 | 36 | 7 | 84 | 28 | 1 | 343 | 3.009 | ARR. DINANT | | |
| 52 | 94 | 414 | 1.382 | 70 | 1.280 | 122 | 499 | 71 | 3 | 1.487 | 15.424 | ARR. NAMEN | | |
| 3 | 25 | 4 | 9 | 75 | 26 | 5 | 15 | 12 | 1 | 84 | 2.192 | ARR. PHILIPPEVILLE | | |
| 75 | 221 | 186 | 13.738 | 639 | 6.761 | 1.272 | 246 | 224 | 42 | 4.342 | 40.406 | PROV. OOST-VLAANDEREN | | |
| 5 | 22 | 19 | 483 | 34 | 386 | 112 | 65 | 13 | 4 | 436 | 2.989 | ARR. AALST | | |
| 10 | 35 | 6 | 1.590 | 60 | 498 | 152 | 22 | 17 | - | 283 | 3.478 | ARR. DENDERMONDE | | |
| 2 | 14 | 3 | 26 | 28 | 30 | 15 | 2 | 5 | - | 173 | 1.669 | ARR. EEKLO | | |
| 45 | 116 | 89 | 9.025 | 408 | 1.810 | 552 | 74 | 131 | 34 | 2.712 | 20.576 | ARR. GENT | | |
| 6 | 10 | 18 | 77 | 44 | 780 | 363 | 54 | 20 | 2 | 134 | 2.357 | ARR. OUDENAARDE | | |
| 7 | 24 | 51 | 2.537 | 65 | 3.257 | 78 | 29 | 38 | 2 | 604 | 9.337 | ARR. SINT-NIKLAAS | | |
| 68 | 116 | 150 | 356 | 321 | 1.361 | 238 | 196 | 215 | 90 | 3.148 | 17.849 | PROV. WEST-VLAANDEREN | | |
| 35 | 48 | 54 | 30 | 48 | 59 | 62 | 65 | 80 | 35 | 835 | 4.287 | ARR. BRUGGE | | |
| - | - | 1 | 21 | 11 | 3 | - | 3 | 1 | - | 92 | 282 | ARR. DIKSMUIDE | | |
| - | 8 | - | 26 | 9 | 9 | 12 | 11 | 17 | 2 | 140 | 1.868 | ARR. IEPER | | |
| 10 | 20 | 13 | 130 | 137 | 965 | 106 | 53 | 45 | 17 | 935 | 5.514 | ARR. KORTRIJK | | |
| 9 | 17 | 61 | 17 | 65 | 35 | 13 | 49 | 34 | 31 | 574 | 2.724 | ARR. OOSTENDE | | |
| 2 | 13 | 4 | 25 | 42 | 62 | 21 | 7 | 13 | 2 | 275 | 1.008 | ARR. ROESELARE | | |
| 7 | 8 | 12 | 101 | 6 | 227 | 19 | 1 | 15 | 3 | 99 | 734 | ARR. TIELT | | |
| 5 | 2 | 5 | 6 | 3 | 1 | 5 | 7 | 10 | - | 198 | 1.432 | ARR. VEURNE | | |

| N.I.S. BEVOLKING OP 1-1-1994 | TABEL 00.05 A T VREEMDELINGEN NAAR VOORNAAMSTE NATIONALITEITEN - TOTALE BEVOLKING - | | | | | | | | | | BLZ. 1.- FOL. 1.- ALLE ADMINISTRATIEVE EENHEDEN | |
|------------------------------------|---|-----------------|----------------|----------------------------------|----------------|----------------|---------|---------|------------------|--------|--|-------------------------|
| | NATIONALITEITSLAND | | | | | | | | | | | |
| WOONPLAATS | DUITS- LAND | DENE- MARKEN | FRANK- RIJK | VER- ENIGD KONINK- RIJK | LUXEM- BURG | NEDER- LAND | IERLAND | ITALIE | GRIEKEN- LAND | SPANJE | POR- TUGAL | TOTAAL LANDEN EEG |
| HET RIJK | 30.237 | 2.890 | 97.124 | 25.427 | 4.596 | 72.594 | 3.043 | 216.012 | 20.288 | 49.383 | 21.924 | 543.518 |
| PROV. ANTWERPEN | 2.771 | 231 | 2.916 | 4.022 | 159 | 27.034 | 218 | 2.040 | 642 | 3.004 | 1.817 | 44.854 |
| ARR. ANTWERPEN | 2.082 | 205 | 2.463 | 3.246 | 140 | 16.091 | 185 | 1.528 | 545 | 2.610 | 1.744 | 30.839 |
| AARTSELAAR | 11 | - | 9 | 27 | 1 | 77 | - | 11 | 5 | 22 | 4 | 167 |
| ANTWERPEN | 1.190 | 138 | 1.970 | 2.132 | 86 | 5.892 | 138 | 1.224 | 480 | 2.144 | 1.635 | 17.029 |
| BOECHOUT | 10 | 1 | 7 | 9 | 1 | 83 | - | 4 | 3 | 20 | 4 | 142 |
| BOOM | 24 | - | 14 | 13 | - | 43 | 1 | 16 | 2 | 93 | 15 | 221 |
| BORSBEEK | 16 | 1 | 15 | 26 | - | 78 | 2 | 9 | 2 | 15 | 6 | 170 |
| BRASSCHAAT | 142 | 16 | 73 | 229 | 3 | 1.447 | 18 | 40 | 19 | 42 | 10 | 2.039 |
| BRECHT | 21 | 4 | 24 | 38 | - | 426 | - | 6 | 2 | 10 | 5 | 536 |
| EDEGEM | 20 | 3 | 41 | 75 | 10 | 167 | 1 | 13 | 3 | 15 | - | 348 |
| ESSEN | 15 | - | 9 | 17 | - | 1.703 | 1 | 9 | - | 1 | 3 | 1.758 |
| HEMIKSEM | 19 | - | 11 | 7 | 1 | 19 | 1 | 4 | - | 18 | 6 | 86 |
| HOVE | 2 | 3 | 3 | 13 | 1 | 45 | - | 1 | - | 6 | 1 | 75 |
| KALMTHOUT | 80 | - | 14 | 54 | - | 1.258 | 2 | 10 | - | 1 | 2 | 1.421 |
| KAPellen | 164 | 10 | 37 | 98 | 5 | 1.145 | 4 | 37 | - | 9 | 2 | 1.511 |
| KONTICH | 18 | - | 17 | 45 | 4 | 125 | - | 9 | - | 5 | 7 | 230 |
| LINT | 5 | - | 2 | 15 | 2 | 30 | - | - | - | 3 | 1 | 58 |
| MALLE | 9 | - | 8 | 14 | - | 188 | - | 5 | - | 6 | 3 | 233 |
| MORTSEL | 32 | 2 | 24 | 44 | 5 | 198 | 1 | 39 | 4 | 52 | 6 | 407 |
| NIEL | 13 | - | 10 | 12 | 3 | 36 | - | 3 | 1 | 17 | - | 95 |
| RANST | 19 | - | 3 | 16 | - | 65 | - | - | - | 12 | - | 115 |
| RUMST | 6 | - | 9 | 13 | - | 62 | - | 6 | - | 16 | - | 112 |
| SCHELLE | 8 | - | 4 | 6 | 2 | 27 | - | 6 | 1 | 8 | - | 62 |
| SCHILDE | 54 | 13 | 26 | 94 | 4 | 839 | 6 | 8 | 1 | 8 | 4 | 1.057 |
| SCHOTEN | 61 | 8 | 36 | 81 | 4 | 719 | - | 14 | 4 | 58 | 10 | 995 |
| STABROEK | 67 | 1 | 29 | 28 | 2 | 243 | 2 | 20 | 1 | 3 | 2 | 398 |
| WIJNEGEM | 8 | 1 | 9 | 16 | - | 87 | - | 3 | 1 | 1 | 1 | 127 |
| WOMMELGEM | 8 | 1 | 5 | 22 | 1 | 65 | 1 | 4 | 2 | 10 | 3 | 122 |
| WUUSTWEZEL | 13 | - | 7 | 8 | - | 544 | 1 | 1 | - | 1 | - | 575 |
| ZANDHOVEN | 9 | - | 4 | 25 | - | 79 | 1 | 1 | - | 4 | 6 | 129 |
| ZOERSEL | 20 | - | 6 | 52 | 3 | 311 | 3 | 14 | 1 | 4 | 3 | 417 |
| ZWIJNDRECHT | 18 | 3 | 37 | 17 | 2 | 90 | 2 | 11 | 13 | 6 | 5 | 204 |
| ARR. MECHELEN | 165 | 13 | 223 | 326 | 7 | 1.205 | 11 | 215 | 52 | 281 | 30 | 2.528 |
| BERLAAR | 5 | 1 | 5 | 8 | - | 10 | - | 7 | 1 | - | 3 | 40 |
| BONHEIDEN | 8 | - | 7 | 3 | - | 93 | 1 | 5 | 4 | 1 | 5 | 127 |
| BORNEM | 3 | - | 15 | 7 | 1 | 77 | - | 6 | - | 7 | - | 116 |
| DUFFEL | 6 | - | 14 | 10 | - | 79 | - | 1 | - | 5 | - | 115 |
| HEIST-OP-DEN-BERG | 14 | - | 15 | 19 | - | 93 | - | 27 | 2 | 6 | 6 | 182 |
| LIER | 26 | 1 | 23 | 95 | - | 141 | 5 | 17 | 6 | 14 | 2 | 330 |
| MECHELEN | 53 | 10 | 84 | 108 | 2 | 393 | 2 | 109 | 33 | 192 | 11 | 997 |
| NIJLEN | 8 | - | 2 | 22 | - | 54 | - | 9 | 1 | 8 | 1 | 105 |
| PUTTE | 9 | - | 7 | 2 | - | 46 | - | 6 | 3 | 2 | - | 75 |
| PUURS | 12 | - | 6 | 7 | - | 48 | - | 3 | - | 8 | 1 | 85 |
| SINT-AMANDS | 5 | - | 16 | 7 | 1 | 23 | - | 4 | - | 3 | - | 59 |
| SINT-KATELIJNE-WAVER | 2 | - | 11 | 12 | - | 74 | 3 | 7 | 1 | 9 | - | 119 |
| WILLEBROEK | 14 | 1 | 18 | 26 | 3 | 74 | - | 14 | 1 | 26 | 1 | 178 |
| ARR. TURNHOUT | 524 | 13 | 230 | 450 | 12 | 9.738 | 22 | 297 | 45 | 113 | 43 | 11.487 |
| ARENDONK | 15 | - | 1 | 10 | - | 480 | - | 12 | 1 | 2 | 1 | 522 |
| BAARLE-HERTOG | 5 | - | - | 7 | - | 729 | - | 1 | - | 2 | 1 | 745 |
| BALEN | 18 | 1 | 8 | 6 | - | 141 | - | 15 | 2 | 8 | - | 199 |
| BEERSE | 6 | 1 | 2 | 19 | - | 260 | 1 | 9 | - | 4 | - | 302 |
| DESSEL | 14 | - | 2 | 2 | - | 84 | - | 5 | - | 1 | - | 108 |
| GEEL | 72 | 4 | 38 | 44 | 6 | 272 | 5 | 29 | 18 | 8 | 10 | 506 |
| GROBBENDONK | 5 | - | 9 | 31 | - | 81 | 2 | 3 | - | 1 | - | 132 |
| HERENTALS | 30 | - | 19 | 59 | 2 | 154 | 3 | 11 | 5 | 16 | 2 | 301 |
| HERENTHOUT | 6 | - | 2 | 7 | - | 19 | - | 4 | - | 2 | - | 40 |
| HERSELT | 7 | - | 5 | 9 | - | 38 | - | 3 | 2 | 2 | 3 | 69 |
| HOOGSTRATEN | 5 | - | 2 | 27 | 1 | 1.902 | - | 6 | - | 1 | 1 | 1.945 |
| HULSHOUT | 11 | - | 6 | 1 | - | 12 | - | 1 | - | 3 | - | 34 |
| KASTERLEE | 23 | 2 | 6 | 10 | - | 259 | - | 8 | - | 3 | - | 311 |
| LAAKDAL | 8 | - | 9 | 11 | - | 61 | - | 20 | 1 | 1 | 1 | 112 |
| LILLE | 10 | - | 2 | 8 | - | 135 | 3 | 4 | - | - | - | 162 |
| MEERHOUT | 2 | - | 4 | 3 | - | 59 | - | 3 | 3 | 4 | - | 78 |

| N.I.S. | | TABEL 00.05 A T | | | | | | | | | | BLZ. 1.- FOL. 2.- | | ALLE ADMINISTRATIEVE EENHEDEN |
|--|-------|-----------------|---------|----------|---------|---------|--------|--------|-------|--------|---------|----------------------|--|-------------------------------|
| VREEMDELINGEN NAAR VOORNAAMSTE NATIONALITEITEN | | | | | | | | | | | | | | |
| - TOTALE BEVOLKING - | | | | | | | | | | | | | | |
| NATIONALITEITSLAND | | | | | | | | | | | | WOONPLAATS | | |
| ZWITSERLAND | POLEN | JOEGOSLAVIE | TURKIJE | ALGERIJE | MAROKKO | TUNESIE | ZAIRE | V.S.A. | JAPAN | ANDERE | TOTAAL | | | |
| 2.326 | 4.902 | 7.366 | 88.302 | 10.177 | 145.363 | 6.048 | 15.868 | 11.705 | 3.312 | 81.681 | 920.568 | HET RIJK | | |
| 342 | 525 | 1.188 | 10.264 | 232 | 28.724 | 271 | 1.496 | 1.319 | 281 | 13.448 | 102.944 | PROV. ANTWERPEN | | |
| 302 | 436 | 1.074 | 7.835 | 193 | 22.863 | 218 | 1.399 | 1.193 | 270 | 11.498 | 78.120 | ARR. ANTWERPEN | | |
| 3 | 10 | - | - | - | 13 | - | - | 3 | 4 | 69 | 269 | AARTSELAAR | | |
| 221 | 297 | 914 | 7.678 | 176 | 21.190 | 189 | 1.294 | 852 | 155 | 9.813 | 59.808 | ANTWERPEN | | |
| 1 | 2 | 14 | 5 | - | 4 | - | - | 2 | - | 35 | 205 | BOECHOUT | | |
| 1 | 2 | 6 | 3 | 4 | 577 | - | 13 | 1 | - | 33 | 861 | BOOM | | |
| - | 5 | 17 | 1 | - | 36 | 1 | 3 | 1 | - | 40 | 274 | BORSBEEK | | |
| 23 | 10 | 5 | 18 | 1 | 11 | - | 33 | 118 | 65 | 199 | 2.522 | BRASSCHAAT | | |
| 2 | 5 | 5 | 7 | - | 6 | - | 2 | 14 | 4 | 41 | 622 | BRECHT | | |
| 4 | 4 | 6 | 7 | - | 55 | 1 | 7 | 9 | 9 | 141 | 591 | EDEGEM | | |
| 2 | 2 | 1 | - | - | - | 1 | - | 4 | - | 43 | 1.811 | ESSEN | | |
| - | 23 | - | 15 | 2 | 76 | - | 3 | 1 | - | 35 | 241 | HEMIKSEM | | |
| 1 | 2 | 1 | - | 1 | 17 | - | 12 | 1 | - | 28 | 138 | HOVE | | |
| 6 | 5 | - | - | - | 1 | - | 1 | 9 | - | 44 | 1.487 | KALMTHOUT | | |
| 1 | 6 | 3 | 12 | 1 | 8 | 1 | 1 | 43 | 18 | 127 | 1.732 | KAPELLEN | | |
| 3 | 2 | 2 | 5 | - | 218 | 1 | 1 | 5 | 1 | 67 | 535 | KONTICH | | |
| - | 2 | 1 | - | - | 40 | - | - | 3 | 1 | 5 | 110 | LINT | | |
| 1 | 11 | 2 | - | - | 4 | 1 | - | - | - | 14 | 266 | MALLE | | |
| 2 | 6 | 26 | 3 | 3 | 119 | 3 | 7 | 10 | 2 | 87 | 675 | MORTSEL | | |
| - | 1 | 1 | 7 | - | 82 | - | - | - | - | 19 | 205 | NIEL | | |
| 4 | 1 | - | 5 | - | 14 | - | - | 4 | - | 35 | 178 | RANST | | |
| 1 | 4 | 2 | 3 | - | 78 | - | 1 | - | 1 | 38 | 240 | RUMST | | |
| 1 | 6 | - | - | - | 53 | - | - | - | - | 13 | 135 | SCHELLE | | |
| 7 | 5 | - | 1 | - | - | - | 4 | 42 | 3 | 89 | 1.208 | SCHILDE | | |
| 8 | 2 | 8 | 29 | - | 86 | 1 | 1 | 36 | 3 | 188 | 1.357 | SCHOTEN | | |
| 1 | 5 | 31 | 5 | 2 | 29 | - | 8 | 7 | 3 | 59 | 548 | STABROEK | | |
| - | 2 | - | - | - | 9 | 6 | 1 | 3 | - | 26 | 174 | WIJNEGEM | | |
| - | 2 | 10 | - | - | 21 | 8 | - | 8 | - | 47 | 218 | WOMMELGEM | | |
| - | 1 | - | - | 3 | 9 | 3 | 5 | 1 | - | 49 | 646 | WUUSTWEZEL | | |
| - | - | 6 | 1 | - | 1 | 1 | - | 3 | 1 | 20 | 162 | ZANDHOVEN | | |
| 7 | 9 | 1 | 1 | - | 2 | 1 | 2 | 3 | - | 59 | 502 | ZOERSEL | | |
| 2 | 4 | 12 | 29 | - | 104 | - | - | 10 | - | 35 | 400 | ZWIJNDRECHT | | |
| 18 | 26 | 73 | 1.815 | 25 | 5.191 | 22 | 67 | 53 | 7 | 1.024 | 10.849 | ARR. MECHELEN | | |
| 1 | 1 | - | - | - | 2 | - | 2 | - | - | 23 | 69 | BERLAAR | | |
| 2 | 4 | - | 2 | - | 17 | - | - | 2 | - | 24 | 178 | BONHEIDEN | | |
| - | - | - | 260 | - | 25 | - | 1 | 5 | - | 48 | 455 | BORNEM | | |
| 2 | 2 | 1 | 22 | - | 61 | - | 1 | - | - | 16 | 220 | DUFFEL | | |
| 1 | 1 | 4 | 4 | - | 4 | - | 2 | 4 | 2 | 48 | 252 | HEIST-OP-DEN-BERG | | |
| 4 | 2 | 1 | 609 | 2 | 300 | 8 | 11 | 1 | - | 60 | 1.328 | LIER | | |
| 4 | 8 | 56 | 131 | 22 | 4.371 | 7 | 38 | 26 | 4 | 556 | 6.220 | MECHELEN | | |
| 2 | 1 | - | - | - | 4 | 1 | 1 | 3 | - | 26 | 143 | NIJLEN | | |
| - | 2 | - | 17 | - | 2 | - | - | 2 | - | 31 | 129 | PUTTE | | |
| 2 | 1 | 1 | 12 | 1 | 36 | - | 5 | 1 | - | 32 | 176 | PUURS | | |
| - | - | 6 | 162 | - | 9 | - | - | - | - | 8 | 244 | SINT-AMANDS | | |
| - | 1 | - | 9 | - | 45 | 4 | 1 | 1 | - | 89 | 269 | SINT-KATELIJNE-WAVER | | |
| - | 3 | 4 | 587 | - | 315 | 2 | 5 | 8 | 1 | 63 | 1.166 | WILBROEK | | |
| 22 | 63 | 41 | 614 | 14 | 670 | 31 | 30 | 73 | 4 | 926 | 13.975 | ARR. TURNHOUT | | |
| - | - | - | - | - | 1 | - | - | - | - | 24 | 547 | ARENDONK | | |
| - | - | - | - | - | - | - | - | 1 | - | 1 | 747 | BAARLE-HERTOG | | |
| 2 | 5 | 1 | 35 | 4 | 4 | - | - | 2 | - | 33 | 285 | BALEN | | |
| - | 2 | 1 | - | - | 60 | 1 | - | - | - | 27 | 393 | BEERSE | | |
| - | - | - | 19 | - | 22 | 11 | 10 | - | - | 5 | 175 | DESSEL | | |
| - | 4 | 1 | 3 | - | 75 | 1 | 4 | 5 | - | 99 | 698 | GEEL | | |
| 2 | 1 | - | 2 | - | 4 | 1 | 1 | 4 | - | 19 | 166 | GROBBENDONK | | |
| 9 | 6 | 15 | 9 | 1 | 14 | 4 | 1 | 5 | - | 80 | 445 | HERENTALS | | |
| - | 1 | - | - | - | 4 | - | - | 2 | - | 5 | 52 | HERENTHOUT | | |
| - | 3 | - | - | - | 2 | - | - | 1 | - | 27 | 102 | HERSELT | | |
| - | 5 | 9 | 1 | - | - | - | - | 3 | - | 44 | 2.007 | HOOGSTRATEN | | |
| - | - | 2 | 5 | - | 1 | - | 2 | - | - | 7 | 51 | HULSHOUT | | |
| 1 | 4 | - | 14 | - | 3 | 2 | - | - | - | 35 | 370 | KASTERLEE | | |
| 1 | 2 | 5 | 15 | - | 11 | - | - | 1 | 1 | 14 | 162 | LAAKDAL | | |
| - | - | - | 1 | - | 30 | - | 2 | 1 | - | 20 | 216 | LILLE | | |
| - | - | - | - | - | 2 | - | - | - | - | 5 | 85 | MEERHOUT | | |

| N.I.S. BEVOLKING OP 1-1-1994 | TABEL 00.05 A T VREEMDELINGEN NAAR VOORNAAMSTE NATIONALITEITEN - TOTALE BEVOLKING - | | | | | | | | | | BLZ. 2.- FOL. 1.- ALLE ADMINISTRATIEVE EENHEDEN | |
|------------------------------------|---|-----------------|----------------|----------------------------------|----------------|----------------|--------------|---------------|------------------|---------------|--|-------------------------|
| | NATIONALITEITSLAND | | | | | | | | | | | |
| WOONPLAATS | DUITS- LAND | DENE- MARKEN | FRANK- RIJK | VER- ENIGD KONINK- RIJK | LUXEM- BURG | NEDER- LAND | IERLAND | ITALIE | GRIEKEN- LAND | SPANJE | POR- TUGAL | TOTAAL LANDEN EEG |
| MERKSPAS | 1 | - | 1 | 7 | - | 219 | - | 4 | - | 1 | - | 233 |
| MOL | 147 | 3 | 56 | 42 | 2 | 425 | 1 | 56 | 4 | 32 | 5 | 773 |
| OLEN | 6 | - | 3 | 8 | - | 58 | - | 3 | - | 1 | 2 | 81 |
| OUD-TURNHOUT | 36 | - | 3 | 17 | - | 729 | - | 19 | 1 | - | 1 | 806 |
| RAVELS | 8 | - | 5 | 12 | - | 1.820 | 1 | - | - | 5 | - | 1.851 |
| RETIE | 23 | - | - | 6 | - | 186 | 1 | 4 | - | 1 | - | 221 |
| RIJKEVORSEL | 1 | 1 | 4 | 17 | - | 157 | - | 1 | - | 5 | 2 | 188 |
| TURNHOUT | 38 | 1 | 24 | 43 | 1 | 1.083 | 4 | 69 | 7 | 9 | 8 | 1.287 |
| VORSELAAR | 5 | - | 5 | 5 | - | 27 | - | 2 | 1 | - | 1 | 46 |
| VOSELAAR | 4 | - | 1 | 10 | - | 246 | - | - | - | 1 | - | 262 |
| WESTERLO | 18 | - | 13 | 29 | - | 102 | 1 | 5 | - | - | 5 | 173 |
| BRABANT | 10.528 | 2.346 | 37.633 | 16.446 | 2.091 | 13.843 | 2.528 | 40.747 | 11.621 | 29.012 | 15.610 | 182.405 |
| ARR. BRUSSEL-HOOFDSTAD | 5.518 | 1.352 | 29.146 | 7.690 | 1.450 | 4.719 | 1.579 | 29.637 | 10.331 | 24.064 | 13.654 | 129.140 |
| ANDERLECHT | 87 | 10 | 1.474 | 163 | 67 | 190 | 13 | 4.212 | 1.303 | 2.825 | 1.016 | 11.360 |
| OUDERGEM | 242 | 82 | 675 | 290 | 49 | 120 | 56 | 491 | 110 | 366 | 208 | 2.689 |
| SINT-AGATHA-BERCHEM | 16 | 13 | 277 | 37 | 13 | 45 | 9 | 323 | 63 | 352 | 45 | 1.193 |
| BRUSSEL | 830 | 175 | 3.834 | 1.231 | 146 | 811 | 289 | 3.963 | 1.735 | 4.483 | 1.383 | 18.880 |
| ETTERBEEK | 326 | 121 | 1.339 | 460 | 72 | 216 | 164 | 1.262 | 281 | 871 | 643 | 5.755 |
| EVERE | 65 | 13 | 457 | 104 | 27 | 69 | 15 | 614 | 120 | 261 | 166 | 1.911 |
| VORST | 124 | 21 | 1.230 | 191 | 60 | 138 | 34 | 2.395 | 656 | 1.845 | 656 | 7.350 |
| GANSHOREN | 33 | 1 | 353 | 51 | 12 | 71 | 2 | 296 | 78 | 288 | 78 | 1.263 |
| ELSENE | 708 | 176 | 3.893 | 1.246 | 267 | 632 | 225 | 2.207 | 670 | 1.561 | 2.236 | 13.821 |
| JETTE | 52 | 9 | 643 | 97 | 41 | 121 | 14 | 728 | 146 | 483 | 158 | 2.492 |
| KOEKELBERG | 15 | 4 | 398 | 24 | 14 | 60 | 5 | 398 | 222 | 295 | 100 | 1.535 |
| SINT-JANS-MOLENBEEK | 95 | 3 | 2.113 | 116 | 49 | 172 | 9 | 2.812 | 652 | 1.480 | 457 | 7.958 |
| SINT-GILLIS | 188 | 45 | 1.448 | 281 | 61 | 213 | 60 | 2.212 | 1.282 | 3.507 | 2.737 | 12.034 |
| SINT-JOOST-TEN-NODE | 75 | 31 | 559 | 137 | 18 | 102 | 45 | 828 | 118 | 470 | 200 | 2.583 |
| SCHAARBEEK | 437 | 95 | 2.614 | 641 | 139 | 440 | 142 | 3.155 | 1.701 | 2.109 | 1.397 | 12.870 |
| UKKEL | 582 | 198 | 4.164 | 849 | 159 | 451 | 133 | 1.550 | 310 | 1.204 | 868 | 10.468 |
| WATERMAAL-BOSVOORDE | 156 | 36 | 620 | 270 | 29 | 106 | 44 | 273 | 79 | 217 | 106 | 1.936 |
| SINT-LAMBRECHTS-WOLUWE | 625 | 154 | 1.692 | 792 | 138 | 343 | 167 | 1.049 | 377 | 788 | 673 | 6.798 |
| SINT-PIETERS-WOLUWE | 862 | 165 | 1.363 | 710 | 89 | 419 | 153 | 869 | 428 | 659 | 527 | 6.244 |
| ARR. HALLE-VILVOORDE | 2.852 | 548 | 3.244 | 3.366 | 277 | 4.157 | 469 | 4.043 | 821 | 3.140 | 965 | 23.882 |
| AFFLIGEM | 2 | - | 16 | 5 | - | 35 | - | 7 | - | 5 | 2 | 72 |
| ASSE | 27 | 2 | 97 | 38 | 7 | 114 | 6 | 83 | 36 | 80 | 27 | 517 |
| BEERSEL | 46 | 25 | 276 | 75 | 23 | 129 | 14 | 170 | 32 | 103 | 15 | 908 |
| BEVER | - | - | 12 | 2 | 1 | 4 | - | 6 | - | - | - | 25 |
| DILBEEK | 34 | 6 | 170 | 46 | 7 | 155 | 2 | 275 | 47 | 118 | 35 | 895 |
| DROGENBOS | 4 | - | 62 | 12 | 2 | 5 | - | 104 | 22 | 78 | 7 | 296 |
| GALMAARDEN | 4 | - | 28 | 1 | - | 15 | - | 17 | - | 1 | - | 66 |
| GOOIK | 3 | 1 | 7 | 2 | - | 7 | - | 5 | - | 3 | 6 | 34 |
| GRIMBERGEN | 58 | 7 | 159 | 79 | 11 | 292 | 15 | 253 | 53 | 97 | 39 | 1.063 |
| HALLE | 19 | 2 | 93 | 26 | 2 | 112 | 4 | 236 | 19 | 61 | 19 | 593 |
| HERNE | 2 | - | 15 | 10 | 1 | 9 | - | 15 | - | - | - | 52 |
| HOEILAART | 80 | 59 | 115 | 215 | 10 | 304 | 39 | 76 | 22 | 47 | 39 | 1.006 |
| KAMPENHOUT | 15 | - | 25 | 27 | 2 | 44 | 1 | 21 | 11 | 24 | 2 | 172 |
| KAPELLE-OP-DEN-BOS | 6 | - | 3 | 10 | - | 22 | 2 | 7 | - | 5 | 2 | 57 |
| KRAAINEM | 397 | 70 | 238 | 323 | 36 | 217 | 62 | 341 | 101 | 134 | 127 | 2.046 |
| LENNIK | 6 | - | 9 | 14 | 2 | 29 | - | 10 | 2 | 4 | - | 76 |
| LIEDEKERKE | 4 | - | 7 | 5 | - | 12 | - | 13 | - | 3 | 1 | 45 |
| LINKEBEEK | 24 | 19 | 92 | 47 | 5 | 21 | 10 | 34 | 14 | 26 | 16 | 308 |
| LONDERZEEL | 8 | 2 | 15 | 7 | - | 77 | - | 21 | - | 3 | 5 | 138 |
| MACHELEN | 11 | - | 40 | 31 | 5 | 38 | 5 | 171 | 9 | 48 | 19 | 377 |
| MEISE | 34 | 1 | 42 | 38 | 3 | 186 | 3 | 50 | 19 | 33 | 10 | 419 |
| MERCHTEM | 8 | 2 | 22 | 5 | 3 | 35 | 4 | 5 | - | 2 | 2 | 88 |
| OPWIJK | 7 | - | 14 | 5 | - | 7 | - | 6 | 1 | 1 | - | 41 |
| OVERIJSE | 685 | 178 | 220 | 1.026 | 59 | 1.001 | 69 | 341 | 76 | 84 | 57 | 3.796 |
| PEPINGEN | 11 | - | 6 | 1 | - | 6 | - | 2 | - | - | - | 26 |
| ROOSDAAL | 2 | 2 | 8 | 2 | - | 16 | - | 5 | 1 | 8 | 3 | 47 |
| SINT-GENESIUS-RODE | 134 | 85 | 469 | 254 | 30 | 238 | 42 | 215 | 78 | 123 | 131 | 1.799 |
| SINT-PIETERS-LEEUV | 30 | 3 | 214 | 28 | 20 | 118 | 5 | 438 | 69 | 381 | 42 | 1.348 |
| STEENOKKERZEEL | 20 | 5 | 23 | 29 | 2 | 60 | 2 | 42 | 4 | 23 | 8 | 218 |
| TERNAT | 5 | 4 | 17 | 5 | 1 | 37 | - | 23 | - | 7 | 1 | 100 |
| VILVOORDE | 35 | 1 | 150 | 75 | 7 | 145 | 1 | 358 | 37 | 1.302 | 145 | 2.256 |

| N.I.S. | | TABEL 00.05 A T | | | | | | | | | | BLZ. 2.- FDL. 2.- | | ALLE ADMINISTRATIEVE EENHEDEN |
|--|-------|-----------------|---------|----------|---------|----------|-------|--------|-------|--------|---------|------------------------|------------|-------------------------------|
| VREEMDELINGEN NAAR VOORNAAMSTE NATIONALITEITEN | | | | | | | | | | | | | | |
| - TOTALE BEVOLKING - | | | | | | | | | | | | | | |
| NATIONALITEITSLAND | | | | | | | | | | | | | WOONPLAATS | |
| ZWITSERLAND | POLEN | JOEGOSLAVIE | TURKIJE | ALGERIJE | MAROKKO | TUNESIJE | ZAIRE | V.S.A. | JAPAN | ANDERE | TOTAAL | | | |
| - | - | - | - | - | - | - | - | 1 | - | 7 | 241 | MERKSPLAS | | |
| 2 | 2 | 3 | 472 | 3 | 26 | 10 | 6 | 18 | 2 | 55 | 1.372 | MOL | | |
| 1 | 1 | - | 15 | - | 10 | - | 2 | - | - | 11 | 121 | OLEN | | |
| - | 1 | - | - | - | 16 | - | - | 2 | - | 17 | 842 | OUD-TURNHOUT | | |
| - | 5 | 1 | 3 | - | - | - | - | 1 | - | 18 | 1.879 | RAVELS | | |
| 1 | - | - | 4 | 6 | 1 | - | - | - | - | 14 | 247 | RETIE | | |
| 1 | 4 | - | - | - | 3 | - | - | 1 | - | 19 | 216 | RIJKEVORSEL | | |
| 1 | 10 | 3 | 15 | - | 375 | 1 | 1 | 11 | 1 | 282 | 1.987 | TURNHOUT | | |
| - | 3 | - | 1 | - | 1 | - | - | - | - | 5 | 56 | VORSELAAR | | |
| - | - | - | - | - | 5 | - | - | 1 | - | 13 | 281 | VOSSELAAR | | |
| 1 | 4 | - | - | - | - | - | 1 | 13 | - | 40 | 232 | WESTERLO | | |
| 1.362 | 1.317 | 3.527 | 23.362 | 2.636 | 83.878 | 3.024 | 9.073 | 6.187 | 2.747 | 42.942 | 362.460 | BRABANT | | |
| 864 | 968 | 3.048 | 21.828 | 2.325 | 77.031 | 2.732 | 6.661 | 2.759 | 2.341 | 31.548 | 281.245 | ARR. BRUSSEL-HOOFDSTAD | | |
| 38 | 46 | 150 | 1.565 | 248 | 7.978 | 176 | 273 | 32 | 5 | 1.180 | 23.051 | ANDERLECHT | | |
| 25 | 13 | 9 | 35 | 13 | 153 | 22 | 136 | 103 | 422 | 895 | 4.515 | OUDERGEM | | |
| 5 | 5 | 59 | 33 | 24 | 516 | 14 | 136 | 9 | 1 | 273 | 2.268 | SINT-AGATHA-BERCHEM | | |
| 111 | 150 | 492 | 2.822 | 363 | 17.757 | 702 | 1.197 | 372 | 173 | 5.768 | 48.787 | BRUSSEL | | |
| 47 | 80 | 76 | 140 | 96 | 1.492 | 147 | 453 | 137 | 47 | 2.371 | 10.841 | ETTERBEEK | | |
| 12 | 29 | 155 | 199 | 38 | 1.047 | 28 | 281 | 75 | 13 | 729 | 4.517 | EVERE | | |
| 31 | 42 | 77 | 114 | 158 | 4.885 | 111 | 168 | 57 | 15 | 860 | 13.868 | VORST | | |
| 26 | 14 | 28 | 44 | 39 | 322 | 37 | 114 | 9 | 2 | 284 | 2.182 | GANSHOREN | | |
| 110 | 112 | 225 | 272 | 283 | 2.757 | 373 | 991 | 622 | 276 | 5.566 | 25.408 | ELSENE | | |
| 30 | 47 | 118 | 145 | 64 | 1.050 | 85 | 414 | 13 | 4 | 1.210 | 5.672 | JETTE | | |
| 15 | 24 | 216 | 416 | 26 | 1.627 | 32 | 171 | 21 | 6 | 422 | 4.511 | KOEKELBERG | | |
| 14 | 38 | 328 | 1.502 | 149 | 14.475 | 205 | 377 | 23 | 10 | 1.186 | 26.265 | SINT-JANS-MOLENBEEK | | |
| 45 | 82 | 108 | 461 | 262 | 5.611 | 207 | 223 | 86 | 24 | 1.246 | 20.389 | SINT-GILLIS | | |
| 9 | 26 | 88 | 3.974 | 99 | 3.801 | 91 | 358 | 27 | 19 | 1.471 | 12.546 | SINT-JOOST-TEN-NODE | | |
| 62 | 98 | 750 | 9.812 | 250 | 12.363 | 206 | 414 | 118 | 18 | 1.799 | 38.760 | SCHAARBEEK | | |
| 145 | 49 | 59 | 174 | 108 | 808 | 121 | 324 | 427 | 237 | 2.952 | 15.872 | UKKEL | | |
| 31 | 17 | 17 | 19 | 13 | 58 | 33 | 65 | 91 | 341 | 473 | 3.094 | WATERMAAL-BOSVOORDE | | |
| 48 | 52 | 51 | 65 | 60 | 228 | 89 | 422 | 288 | 283 | 1.731 | 10.115 | SINT-LAMBRECHTS-WOLUWE | | |
| 60 | 44 | 42 | 36 | 32 | 103 | 53 | 144 | 249 | 445 | 1.132 | 8.584 | SINT-PIETERS-WOLUWE | | |
| 269 | 100 | 280 | 428 | 118 | 3.036 | 109 | 759 | 1.309 | 250 | 3.743 | 34.283 | ARR. HALLE-VILVOORDE | | |
| 5 | - | - | 1 | - | 27 | 1 | - | 3 | - | 22 | 131 | AFFLIGEM | | |
| 4 | 5 | 15 | 18 | 8 | 115 | 11 | 93 | 6 | 1 | 138 | 931 | ASSE | | |
| 6 | 3 | 6 | 9 | 8 | 57 | 1 | 20 | 28 | 1 | 113 | 1.160 | BEERSEL | | |
| - | - | - | - | - | - | - | 1 | - | - | 4 | 30 | BEVER | | |
| 17 | 12 | 19 | 10 | 5 | 66 | 14 | 47 | 13 | 7 | 167 | 1.272 | DILBEEK | | |
| 2 | 3 | 2 | 1 | 1 | 52 | 5 | 10 | 2 | 4 | 60 | 438 | DROGENBOS | | |
| - | 2 | - | 4 | - | 11 | - | - | - | - | 3 | 86 | GALMAARDEN | | |
| 2 | 1 | 1 | - | - | - | 2 | 4 | 1 | - | 8 | 53 | GOOIK | | |
| 24 | 2 | 47 | 14 | 6 | 126 | 13 | 50 | 22 | 6 | 156 | 1.529 | GRIMBERGEN | | |
| 6 | 1 | 2 | 4 | 7 | 275 | 10 | 26 | 11 | - | 242 | 1.177 | HALLE | | |
| - | - | 1 | 1 | - | 8 | 1 | 4 | - | - | 14 | 81 | HERNE | | |
| 6 | 2 | 5 | 3 | 5 | 45 | 1 | 22 | 81 | - | 113 | 1.289 | HOEILAART | | |
| 4 | 4 | - | 1 | 5 | 3 | - | 1 | 10 | 1 | 30 | 231 | KAMPENHOUT | | |
| 2 | - | 1 | 1 | 1 | 3 | - | - | 4 | - | 20 | 89 | KAPELLE-OP-DEN-BOS | | |
| 22 | 6 | 8 | 23 | 6 | 29 | 2 | 36 | 107 | 81 | 256 | 2.622 | KRAAINEM | | |
| - | 3 | - | - | - | 1 | - | 1 | 3 | 1 | 11 | 96 | LENNIK | | |
| 1 | 3 | 2 | 5 | 1 | 3 | 1 | 10 | - | - | 22 | 93 | LIEDEKERKE | | |
| 11 | - | 5 | 2 | 1 | 1 | - | - | 7 | 1 | 26 | 362 | LINKEBEEK | | |
| - | 2 | 1 | 14 | - | 31 | - | 2 | - | - | 22 | 210 | LONDERZEEL | | |
| 3 | 1 | 12 | 29 | 4 | 200 | 3 | 30 | 2 | 5 | 64 | 730 | MACHELEN | | |
| 8 | 1 | 3 | 3 | 2 | 18 | 1 | 19 | 5 | - | 66 | 545 | MEISE | | |
| 1 | 1 | 6 | 3 | 2 | 4 | - | 3 | - | - | 39 | 147 | MERCHTEM | | |
| 1 | - | 1 | - | 6 | 8 | - | - | - | - | 28 | 85 | OPWIJK | | |
| 25 | 13 | 11 | 19 | 2 | 17 | 7 | 38 | 411 | 28 | 354 | 4.721 | OVERIJSE | | |
| - | - | - | - | - | 1 | - | 1 | 4 | - | 3 | 35 | PEPINGEN | | |
| - | - | 1 | 3 | - | 7 | - | 8 | 1 | - | 14 | 81 | ROOSDAAL | | |
| 28 | 6 | 11 | 25 | 8 | 17 | 5 | 149 | 242 | 9 | 642 | 2.941 | SINT-GENESIUS-RODE | | |
| 12 | 5 | 11 | 41 | 1 | 164 | 3 | 15 | 32 | - | 151 | 1.783 | SINT-PIETERS-LEEUV | | |
| - | 1 | - | 7 | 1 | 9 | - | - | 13 | 1 | 42 | 292 | STEENOKKERZEEL | | |
| 1 | - | 1 | - | 6 | 1 | 3 | 1 | 3 | - | 14 | 130 | TERNAT | | |
| 6 | 9 | 67 | 92 | 17 | 1.336 | 7 | 52 | 7 | 8 | 210 | 4.067 | VILVOORDE | | |

| N.I.S. BEVOLKING OP 1-1-1994 | TABEL 00.05 A T | | | | | | | | | | | BLZ. 3.- FOL. 1.- |
|------------------------------------|--|-----------------|----------------|----------------------------------|----------------|----------------|---------|--------|------------------|--------|---------------|-------------------------------|
| | VREEMDELINGEN NAAR VOORNAAMSTE NATIONALITEITEN | | | | | | | | | | | ALLE ADMINISTRATIEVE EENHEDEN |
| - TOTALE BEVOLKING - | | | | | | | | | | | | |
| WOONPLAATS | NATIONALITEITSLAND | | | | | | | | | | | |
| | DUITS- LAND | DENE- MARKEN | FRANK- RIJK | VER- ENIGD KONINK- RIJK | LUXEM- BURG | NEDER- LAND | IERLAND | ITALIE | GRIEKEN- LAND | SPANJE | POR- TUGAL | TOTAAL LANDEN EEG |
| WEMMEL | 28 | 1 | 125 | 37 | 8 | 129 | 5 | 115 | 42 | 60 | 18 | 568 |
| WEZEMBEEK-OPPEM | 543 | 46 | 233 | 458 | 14 | 106 | 105 | 207 | 36 | 60 | 49 | 1.857 |
| ZAVENTEM | 539 | 27 | 195 | 400 | 16 | 261 | 70 | 335 | 88 | 196 | 135 | 2.262 |
| ZEMST | 21 | - | 27 | 28 | - | 171 | 3 | 36 | 2 | 20 | 3 | 311 |
| ARR. LEUVEN | 1.458 | 160 | 673 | 2.556 | 71 | 4.016 | 266 | 849 | 174 | 326 | 198 | 10.747 |
| AARSCHOT | 15 | - | 10 | 52 | 2 | 96 | 1 | 21 | 9 | 4 | 3 | 211 |
| BEGIJNENDIJK | 2 | - | 3 | 4 | - | 27 | - | 3 | 1 | 2 | - | 42 |
| BEKKEVOORT | 4 | - | 10 | 1 | - | 9 | 2 | 7 | 1 | 1 | - | 35 |
| BERTEM | 38 | - | 25 | 227 | 3 | 91 | 8 | 3 | 1 | 3 | 6 | 405 |
| BIERBEEK | 7 | - | 7 | 11 | 2 | 23 | - | 9 | 2 | 2 | - | 63 |
| BOORTMEERBEEK | 7 | - | 12 | 19 | 1 | 86 | - | 13 | 1 | 9 | 10 | 158 |
| BOUTERSEM | 8 | - | 3 | 5 | 1 | 24 | - | 1 | - | 1 | 1 | 44 |
| DIEST | 21 | - | 10 | 18 | 2 | 87 | - | 19 | 2 | 1 | - | 160 |
| GEETBETS | 1 | - | 5 | 1 | - | 18 | - | 2 | - | - | - | 27 |
| GLABBEEK | - | - | - | - | - | 5 | - | 2 | - | - | - | 7 |
| HAACHT | 4 | - | 14 | 18 | 2 | 43 | - | 13 | - | 4 | 4 | 102 |
| HERENT | 14 | - | 13 | 33 | 2 | 103 | 7 | 38 | 4 | 8 | 10 | 232 |
| HOEGAARDEN | 5 | - | 4 | 3 | - | 17 | - | 10 | 1 | 7 | 1 | 48 |
| HOLSBEEK | 6 | 1 | 1 | 4 | - | 48 | - | 1 | - | - | - | 61 |
| HULDENBERG | 31 | 10 | 25 | 146 | 4 | 101 | 9 | 16 | 5 | 2 | 15 | 364 |
| KEERBERGEN | 23 | - | 10 | 56 | 1 | 531 | 3 | 26 | 1 | 1 | 1 | 653 |
| KORTENAKEN | 3 | - | 1 | - | - | 12 | - | - | - | - | - | 16 |
| KORTENBERG | 142 | 22 | 36 | 243 | 11 | 133 | 16 | 85 | 15 | 13 | 5 | 721 |
| LANDEN | 10 | - | 20 | - | 1 | 41 | - | 16 | 5 | 2 | - | 95 |
| LEUVEN | 215 | 27 | 161 | 229 | 7 | 1.119 | 98 | 223 | 81 | 153 | 68 | 2.381 |
| LINTER | 4 | - | 4 | - | - | 5 | 1 | 6 | - | 1 | - | 21 |
| LUBBEEK | 4 | 1 | 7 | 7 | 1 | 72 | 1 | 5 | - | 2 | - | 100 |
| OD-HEVERLEE | 19 | - | 28 | 18 | 5 | 88 | 1 | 18 | 1 | - | 6 | 184 |
| ROTSelaar | 8 | 3 | 13 | 20 | 2 | 69 | 2 | 9 | 2 | 9 | 1 | 138 |
| SCHERPENHEUVEL-ZICHEM | 3 | - | 19 | 10 | - | 55 | - | 23 | 3 | 4 | 6 | 123 |
| TERVUREN | 815 | 94 | 175 | 1.382 | 26 | 835 | 115 | 186 | 34 | 63 | 49 | 3.774 |
| TIELT-WINGE | 4 | - | 2 | 3 | - | 42 | - | 9 | 2 | 1 | - | 63 |
| TIENEN | 29 | - | 38 | 10 | - | 72 | 2 | 71 | 3 | 12 | 12 | 249 |
| TREMELO | 11 | 2 | 12 | 31 | - | 155 | - | 9 | - | 20 | - | 240 |
| ZOUTLEEuw | 5 | - | 5 | 5 | - | 9 | - | 5 | - | 1 | - | 30 |
| ARR. NIJVEL | 700 | 286 | 4.570 | 2.834 | 293 | 951 | 214 | 6.218 | 295 | 1.482 | 793 | 18.636 |
| BEVEKOM | 3 | - | 39 | 36 | 5 | 14 | 12 | 26 | - | 24 | 12 | 171 |
| EIGENBRAKEL | 69 | 21 | 480 | 173 | 34 | 64 | 30 | 402 | 47 | 187 | 82 | 1.589 |
| KASTEELBRAKEL | 5 | 3 | 102 | 24 | 6 | 21 | - | 146 | 15 | 21 | 59 | 402 |
| CHASTRE | 8 | - | 57 | 19 | 6 | 6 | 2 | 20 | 2 | 16 | 4 | 140 |
| CHAUMONT-GISTOUX | 23 | 2 | 129 | 96 | 16 | 35 | 2 | 54 | 4 | 25 | 12 | 398 |
| COURT-SAINT-ETIENNE | 10 | 2 | 68 | 31 | 4 | 9 | - | 168 | 6 | 21 | 14 | 333 |
| GENEPIEN | 15 | 3 | 205 | 59 | 8 | 40 | - | 124 | 6 | 56 | 22 | 538 |
| GRAVEN | 23 | 4 | 132 | 121 | 10 | 48 | 6 | 47 | 3 | 21 | 32 | 447 |
| HELECINE | 1 | - | 5 | 8 | - | 3 | - | 12 | - | 3 | 9 | 41 |
| INCOURT | 9 | - | 34 | 22 | 2 | 6 | - | 13 | 1 | 3 | 7 | 97 |
| ITTER | 5 | - | 39 | 12 | 4 | 9 | - | 101 | 1 | 34 | 14 | 219 |
| GELDENAKEN | 6 | - | 86 | 34 | 3 | 19 | 1 | 76 | 1 | 28 | 12 | 266 |
| TERHULPEN | 42 | 42 | 182 | 165 | 11 | 52 | 10 | 51 | 8 | 43 | 47 | 653 |
| LASNE | 88 | 19 | 280 | 465 | 24 | 131 | 8 | 70 | 2 | 28 | 81 | 1.196 |
| MONT-SAINT-GUIBERT | 5 | - | 43 | 17 | - | 7 | - | 20 | 1 | 8 | 22 | 123 |
| NIJVEL | 39 | 1 | 288 | 63 | 8 | 35 | 3 | 395 | 10 | 74 | 18 | 934 |
| ORP-JAUCHE | 7 | - | 47 | 17 | 4 | 7 | 1 | 15 | 2 | 10 | - | 110 |
| OTTIGNIES-LOUVAIN-LA-NVE | 31 | 5 | 249 | 105 | 14 | 33 | 7 | 260 | 26 | 152 | 53 | 935 |
| PERWIJS | 5 | - | 36 | 27 | 1 | 4 | 1 | 23 | - | 4 | - | 101 |
| RAMILLIES | 9 | - | 27 | 12 | 7 | 3 | - | 14 | 1 | 3 | 5 | 81 |
| REBECCQ | 4 | - | 96 | 7 | 3 | 6 | 1 | 685 | 6 | 18 | 8 | 834 |
| RIXENSART | 71 | 37 | 353 | 398 | 29 | 92 | 38 | 183 | 13 | 74 | 53 | 1.341 |
| TUBEKE | 20 | - | 214 | 7 | 9 | 37 | - | 2.567 | 29 | 155 | 31 | 3.069 |
| VILLERS-LA-VILLE | 8 | 1 | 78 | 18 | 8 | 9 | - | 58 | - | 30 | 6 | 216 |
| WALHAIN | 2 | - | 37 | 12 | 7 | 5 | - | 20 | 1 | 10 | 1 | 95 |
| WATERLOO | 136 | 132 | 808 | 662 | 42 | 160 | 78 | 453 | 92 | 222 | 127 | 2.912 |
| WAVER | 56 | 14 | 456 | 224 | 28 | 96 | 14 | 215 | 18 | 212 | 62 | 1.395 |

| N.I.S. | | TABEL OO.05 A T | | | | | | | | | | BLZ. 3.- FOL. 2.- | | ALLE ADMINISTRATIEVE EENHEDEN |
|--|-------|-----------------|---------|----------|---------|---------|-------|--------|-------|--------|--------|--------------------------|------------|-------------------------------|
| VREEMDELINGEN NAAR VOORNAAMSTE NATIONALITEITEN | | | | | | | | | | | | | | |
| - TOTALE BEVOLKING - | | | | | | | | | | | | | | |
| NATIONALITEITSLAND | | | | | | | | | | | | | WOONPLAATS | |
| ZWITSERLAND | POLEN | JOEGOSLAVIE | TURKIJE | ALGERIJE | MAROKKO | TUNESIE | ZAIRE | V.S.A. | JAPAN | ANDERE | TOTAAL | | | |
| 24 | 1 | 19 | 37 | 5 | 32 | 8 | 22 | 7 | 5 | 88 | 816 | WEMMEL | | |
| 32 | 5 | - | 12 | 1 | 14 | 2 | 29 | 81 | 34 | 196 | 2.263 | WEZEMBEEK-OPPEM | | |
| 14 | 4 | 20 | 39 | 8 | 328 | 6 | 65 | 192 | 57 | 374 | 3.369 | ZAVENTEM | | |
| 2 | 4 | 2 | 7 | 1 | 27 | 2 | - | 11 | - | 31 | 398 | ZEMST | | |
| 66 | 85 | 65 | 919 | 34 | 1.024 | 71 | 243 | 771 | 109 | 3.037 | 17.171 | ARR. LEUVEN | | |
| - | 6 | 4 | 2 | 1 | 12 | 3 | - | 1 | - | 58 | 298 | AARSCHOT | | |
| 2 | 2 | - | - | - | - | - | - | - | 1 | 6 | 53 | BEGIJNENDIJK | | |
| - | - | 1 | - | - | 5 | - | - | - | - | 1 | 42 | BEKKEVOORT | | |
| 3 | - | - | 1 | - | 2 | - | 1 | 32 | - | 45 | 489 | BERTEM | | |
| - | 3 | - | 1 | - | - | - | - | 1 | 1 | 12 | 81 | BIERBEEK | | |
| - | 2 | - | 8 | - | 25 | 1 | - | 8 | - | 42 | 244 | BOORTMEERBEEK | | |
| - | 3 | - | - | - | 4 | - | - | 4 | - | 17 | 72 | BOUTERSEM | | |
| - | 10 | 3 | 663 | 2 | 81 | 20 | 1 | 4 | - | 61 | 1.005 | DIEST | | |
| - | - | - | - | - | - | - | - | - | - | 9 | 36 | GEETBETS | | |
| - | - | - | - | - | - | - | - | - | - | 4 | 11 | GLABBEEK | | |
| - | - | - | - | - | 2 | 1 | 1 | 6 | - | 47 | 159 | HAACHT | | |
| - | 2 | 1 | 15 | - | 10 | 1 | 11 | 8 | - | 38 | 318 | HERENT | | |
| - | - | - | - | - | 1 | 6 | 1 | 5 | - | 6 | 71 | HOEGAARDEN | | |
| - | - | - | - | - | 2 | 1 | - | 5 | - | 11 | 80 | HOLSBEEK | | |
| 2 | - | - | - | - | 11 | - | 8 | 23 | - | 36 | 444 | HULDENBERG | | |
| 3 | - | 3 | - | 1 | 1 | 1 | 2 | 13 | - | 37 | 714 | KEERBERGEN | | |
| - | - | 1 | - | - | - | - | - | 1 | - | 10 | 28 | KORTENAKEN | | |
| 12 | 2 | - | 5 | 2 | 10 | 2 | 24 | 146 | 3 | 79 | 1.006 | KORTENBERG | | |
| 1 | - | 2 | - | 1 | - | 1 | 4 | 4 | - | 15 | 123 | LANDEN | | |
| 18 | 35 | 21 | 171 | 18 | 687 | 18 | 117 | 274 | 77 | 2.072 | 5.889 | LEUVEN | | |
| - | - | - | - | - | 6 | - | 4 | 1 | - | 2 | 34 | LINTER | | |
| - | 1 | 2 | - | - | 1 | 1 | 2 | 4 | - | 20 | 131 | LUBBEEK | | |
| - | - | - | 9 | - | 6 | 5 | 10 | 18 | 4 | 17 | 253 | OUD-HEVERLEE | | |
| 1 | - | 1 | - | - | 1 | 2 | 5 | 3 | - | 36 | 187 | ROTSelaar | | |
| 2 | - | 10 | 1 | - | 3 | - | 4 | 2 | - | 20 | 165 | SCHERPENHEUVEL-ZICHEM | | |
| 18 | 8 | - | 16 | 8 | 13 | 7 | 29 | 198 | 22 | 236 | 4.329 | TERVUREN | | |
| - | 1 | 1 | 13 | - | - | - | - | - | - | 7 | 85 | TIELT-WINGE | | |
| 2 | 8 | 11 | 2 | - | 119 | 6 | 14 | 8 | 1 | 64 | 484 | TIENEN | | |
| 2 | 2 | 4 | 12 | - | 11 | - | 1 | 3 | - | 23 | 298 | TREMELO | | |
| - | - | - | - | - | 6 | - | - | - | - | 6 | 42 | ZOUTLEEUW | | |
| 163 | 164 | 134 | 187 | 159 | 2.787 | 112 | 1.410 | 1.348 | 47 | 4.614 | 29.761 | ARR. NIJVEL | | |
| 2 | 1 | - | - | - | 12 | - | 4 | 5 | - | 13 | 208 | BEVEKOM | | |
| 18 | 10 | 8 | 8 | 8 | 50 | 7 | 46 | 189 | 6 | 285 | 2.224 | EIGENBRAKEL | | |
| 1 | 1 | 2 | - | 2 | 22 | 2 | 5 | 13 | - | 26 | 476 | KASTEELBRAKEL | | |
| 2 | 5 | 1 | - | 2 | 134 | - | 71 | 6 | - | 66 | 427 | CHASTRE | | |
| 11 | 4 | - | - | 1 | 28 | - | 1 | 15 | 2 | 43 | 503 | CHAUMONT-GISTOUX | | |
| 1 | 1 | 20 | 24 | 2 | 177 | 8 | 18 | 4 | - | 54 | 642 | COURT-SAINT-ETIENNE | | |
| 6 | 10 | 19 | 10 | 3 | 114 | 3 | 28 | 17 | 4 | 78 | 830 | GENEPIEN | | |
| 6 | 3 | - | 1 | 2 | 72 | - | 21 | 18 | 2 | 59 | 631 | GRAVEN | | |
| - | 2 | - | - | - | 6 | - | - | - | - | 2 | 51 | HELECINE | | |
| 1 | 6 | - | - | - | 3 | - | 5 | 1 | - | 14 | 127 | INCOURT | | |
| 1 | 3 | - | 1 | - | 3 | - | 4 | 3 | - | 22 | 256 | ITTER | | |
| 5 | 7 | 2 | - | 2 | 8 | 1 | 4 | 4 | - | 54 | 353 | GELDENAKEN | | |
| 5 | 2 | 4 | 4 | 3 | 16 | 3 | 13 | 42 | 5 | 119 | 869 | TERHULPEN | | |
| 11 | 11 | 1 | 7 | 1 | 27 | - | 9 | 267 | 6 | 245 | 1.781 | LASNE | | |
| 4 | 1 | 1 | 6 | 1 | 27 | - | 14 | - | - | 26 | 203 | MONT-SAINT-GUIBERT | | |
| 3 | 7 | 5 | 4 | 26 | 178 | 13 | 171 | 11 | 3 | 197 | 1.552 | NIJVEL | | |
| 1 | 5 | 1 | - | 1 | 4 | 4 | 9 | - | - | 10 | 145 | ORP-JAUCHE | | |
| 7 | 31 | 19 | 46 | 67 | 652 | 18 | 518 | 45 | 7 | 1.437 | 3.782 | OTTIGNIES-LOUVAIN-LA-NVE | | |
| - | 1 | - | - | - | 1 | - | - | 4 | - | 16 | 124 | PERWIJS | | |
| 1 | - | - | - | - | - | - | 11 | - | - | 11 | 104 | RAMILLIES | | |
| 6 | 5 | 2 | - | 1 | 30 | 1 | 12 | 4 | - | 23 | 918 | REBECQ | | |
| 20 | 9 | 8 | 10 | 2 | 80 | 5 | 57 | 89 | 3 | 176 | 1.800 | RIXENSART | | |
| 1 | 10 | 10 | 10 | 15 | 525 | 18 | 53 | 8 | - | 95 | 3.814 | TUBEKE | | |
| - | 3 | - | - | - | 56 | - | 30 | 6 | - | 45 | 356 | VILLERS-LA-VILLE | | |
| 4 | 4 | 5 | - | - | 1 | 1 | 3 | 1 | - | 5 | 119 | WALHAIN | | |
| 34 | 14 | 11 | 40 | 14 | 55 | 13 | 243 | 543 | 9 | 1.324 | 5.212 | WATERLOO | | |
| 12 | 8 | 15 | 16 | 5 | 506 | 15 | 60 | 53 | - | 169 | 2.254 | WAVER | | |

| N.I.S. BEVOLKING OP 1-1-1994 | TABEL 00.05 A T | | | | | | | | | | BLZ. 4.- FOL. 1.- | |
|------------------------------------|--|-----------------|----------------|----------------------------------|----------------|----------------|---------|--------|------------------|--------|-------------------------------|-------------------------|
| | VREEMDELINGEN NAAR VOORNAAMSTE NATIONALITEITEN | | | | | | | | | | ALLE ADMINISTRATIEVE EENHEDEN | |
| - TOTALE BEVOLKING - | | | | | | | | | | | | |
| WOONPLAATS | NATIONALITEITSLAND | | | | | | | | | | | |
| | DUITS- LAND | DENE- MARKEN | FRANK- RIJK | VER- ENIGD KONINK- RIJK | LUXEM- BURG | NEDER- LAND | IERLAND | ITALIE | GRIEKEN- LAND | SPANJE | POR- TUGAL | TOTAAL LANDEN EEG |
| HENEGOUWEN | 1.763 | 150 | 32.486 | 1.435 | 142 | 735 | 49 | 90.671 | 3.225 | 3.971 | 1.134 | 135.761 |
| ARR. AAT | 78 | 2 | 1.382 | 47 | 6 | 40 | 3 | 1.287 | 69 | 110 | 28 | 3.052 |
| AAT | 9 | 2 | 249 | 17 | - | 4 | 3 | 84 | 15 | 28 | 18 | 429 |
| BELOEIL | 11 | - | 400 | 3 | 5 | 11 | - | 129 | 10 | 20 | 3 | 592 |
| BERNISSART | 35 | - | 391 | - | - | 7 | - | 987 | 41 | 52 | - | 1.513 |
| BRUGELLETTE | 5 | - | 36 | 1 | - | 3 | - | 10 | - | 1 | - | 56 |
| CHIEVRES | 7 | - | 47 | 4 | - | 7 | - | 32 | 1 | 2 | 2 | 102 |
| ELZELE | 5 | - | 53 | 5 | - | 5 | - | 19 | 1 | 4 | - | 92 |
| VLOESBERG | - | - | 28 | - | - | 1 | - | 8 | - | 1 | 4 | 42 |
| FRANSNES-LEZ-ANVAING | 6 | - | 178 | 17 | 1 | 2 | - | 18 | 1 | 2 | 1 | 226 |
| ARR. CHARLEROI | 429 | 4 | 4.551 | 150 | 47 | 167 | 13 | 43.626 | 1.914 | 1.931 | 337 | 53.169 |
| AISEAU-PRESLES | 18 | - | 77 | 4 | 1 | 4 | - | 1.439 | 48 | 77 | 4 | 1.672 |
| CHAPELLE-LEZ-HERLAIMONT | 42 | 1 | 146 | 4 | 3 | 6 | - | 2.837 | 22 | 78 | 3 | 3.142 |
| CHARLEROI | 153 | 1 | 2.489 | 78 | 23 | 72 | 7 | 20.424 | 1.200 | 841 | 166 | 25.454 |
| CHATELET | 36 | - | 296 | 8 | - | 9 | - | 4.972 | 269 | 380 | 15 | 5.985 |
| COURCELLES | 35 | - | 270 | 14 | 2 | 9 | - | 3.044 | 81 | 88 | 24 | 3.567 |
| FARCIENNES | 20 | - | 70 | 1 | - | - | - | 1.423 | 118 | 66 | 25 | 1.723 |
| FLEURUS | 34 | - | 176 | 7 | 3 | 8 | 2 | 2.747 | 73 | 94 | 7 | 3.151 |
| FONTAINE-L'EVEQUE | 19 | - | 223 | 1 | - | 7 | - | 2.691 | 63 | 40 | 2 | 3.046 |
| GERPINNES | 14 | - | 99 | 2 | 1 | 11 | - | 438 | 3 | 10 | 2 | 580 |
| LES BONS VILLERS | 7 | - | 83 | 6 | 1 | 4 | - | 128 | 8 | 22 | 3 | 262 |
| MANAGE | 26 | 1 | 243 | 6 | 3 | 18 | - | 2.521 | 13 | 157 | 11 | 2.999 |
| MONTIGNIES-LE-TILLEUL | 1 | 1 | 109 | 2 | 3 | 4 | - | 438 | 4 | 23 | - | 585 |
| PONT-A-CELLES | 8 | - | 130 | 6 | 6 | 3 | - | 315 | 9 | 24 | 3 | 504 |
| SENEFFE | 16 | - | 140 | 11 | 1 | 12 | 4 | 209 | 3 | 31 | 72 | 499 |
| ARR. BERGEN | 800 | 107 | 4.734 | 935 | 22 | 230 | 24 | 19.662 | 627 | 949 | 191 | 28.281 |
| BOUSSU | 16 | - | 338 | 3 | 1 | 1 | - | 2.493 | 42 | 61 | 13 | 2.968 |
| COLFONTAINE | 14 | 5 | 279 | 5 | 1 | 2 | - | 2.446 | 20 | 40 | 4 | 2.816 |
| DOUR | 15 | - | 349 | 6 | 3 | 1 | - | 885 | 13 | 16 | 1 | 1.289 |
| FRAMERIES | 18 | 1 | 259 | 8 | 1 | 1 | - | 1.872 | 15 | 68 | 10 | 2.253 |
| HENSIES | 11 | - | 157 | 3 | - | 3 | - | 372 | 4 | 36 | - | 586 |
| HONNELLES | 5 | - | 223 | 1 | - | 2 | - | 52 | - | 1 | - | 284 |
| JURBEKE | 126 | 26 | 91 | 119 | 1 | 22 | - | 95 | 3 | 16 | 2 | 501 |
| LENS | 6 | 3 | 31 | 18 | - | 8 | - | 15 | 3 | 2 | 2 | 88 |
| BERGEN | 488 | 68 | 1.592 | 747 | 9 | 154 | 22 | 6.732 | 332 | 355 | 135 | 10.634 |
| QUAREGNON | 26 | - | 200 | 2 | - | - | - | 2.873 | 135 | 42 | - | 3.278 |
| QUEVY | 8 | 2 | 218 | 4 | 1 | 2 | - | 64 | 1 | 1 | - | 301 |
| QUIEVRAIN | 6 | - | 674 | 3 | 1 | 4 | 1 | 289 | 11 | 9 | 1 | 999 |
| SAINT-GHISLAIN | 61 | 2 | 323 | 16 | 4 | 30 | 1 | 1.474 | 48 | 302 | 23 | 2.284 |
| ARR. MOESKROEN | 18 | - | 8.951 | 26 | 4 | 32 | - | 294 | 12 | 41 | 78 | 9.456 |
| KOMEN-WAASTEN | 6 | - | 2.903 | 14 | 2 | 6 | - | 41 | 9 | 19 | 16 | 3.016 |
| MOESKROEN | 12 | - | 6.048 | 12 | 2 | 26 | - | 253 | 3 | 22 | 62 | 6.440 |
| ARR. ZINNIK | 271 | 33 | 1.962 | 189 | 26 | 150 | 4 | 16.418 | 277 | 632 | 429 | 20.391 |
| 'S GRAVENBRAKEL | 9 | 1 | 230 | 33 | - | 29 | - | 425 | 4 | 191 | 21 | 943 |
| ECAUSSINNES | 8 | - | 84 | 9 | 1 | 4 | - | 152 | 4 | 20 | 7 | 289 |
| EDINGEN | 6 | - | 90 | 12 | 3 | 6 | 2 | 99 | 13 | 58 | 8 | 297 |
| LA LOUVIERE | 73 | 4 | 766 | 19 | 9 | 27 | - | 14.823 | 224 | 233 | 80 | 16.258 |
| LE ROEULX | 24 | 5 | 72 | 8 | 1 | 2 | - | 417 | 5 | 4 | - | 538 |
| LESSEN | 6 | - | 196 | 13 | - | 16 | 1 | 126 | 4 | 20 | 20 | 402 |
| OPZULLIK | 7 | 2 | 46 | 31 | 4 | 3 | - | 32 | 7 | 20 | 6 | 158 |
| ZINNIK | 138 | 21 | 478 | 64 | 8 | 63 | 1 | 344 | 16 | 86 | 287 | 1.506 |
| ARR. THUIN | 100 | 4 | 2.958 | 23 | 23 | 56 | 2 | 8.815 | 286 | 222 | 24 | 12.513 |
| ANDERLUES | 14 | - | 95 | 1 | 2 | - | - | 1.064 | 32 | 35 | 3 | 1.246 |
| BEAUMONT | 2 | - | 121 | 1 | 1 | 4 | - | 20 | - | - | 2 | 151 |
| BINCHE | 23 | - | 357 | 6 | 6 | 12 | 1 | 3.658 | 208 | 49 | 8 | 4.328 |
| CHIMAY | 10 | - | 283 | 2 | 3 | 6 | - | 20 | 1 | 15 | 4 | 344 |
| ERQUELINNES | - | - | 835 | - | - | 7 | - | 93 | 7 | 6 | - | 948 |
| ESTINNES | 6 | 3 | 153 | 2 | - | 3 | - | 150 | 4 | 2 | - | 323 |
| FROIDCHAPPELLE | - | - | 48 | - | 2 | - | - | 14 | 2 | - | - | 66 |
| HAM-SUR-HEURE-NALINNES | 13 | - | 99 | 1 | - | 6 | 1 | 225 | 4 | 13 | 2 | 364 |
| LOBBES | 2 | - | 47 | - | - | - | - | 100 | 2 | 5 | 4 | 160 |
| MERBES-LE-CHATEAU | - | 1 | 90 | 1 | 2 | 1 | - | 90 | - | 6 | - | 191 |

| N.I.S. | | TABEL 00.05 A T | | | | | | | | | | BLZ. 4.- FOL. 2.- | | ALLE ADMINISTRATIEVE EENHEDEN |
|--|-------|-----------------|---------|----------|---------|---------|-------|--------|-------|--------|---------|-------------------------|--|-------------------------------|
| VREEMDELINGEN NAAR VOORNAAMSTE NATIONALITEITEN | | | | | | | | | | | | | | |
| - TOTALE BEVOLKING - | | | | | | | | | | | | | | |
| NATIONALITEITSLAND | | | | | | | | | | | | WOONPLAATS | | |
| ZWITSERLAND | POLEN | JOEGOSLAVIE | TURKIJE | ALGERIJE | MAROKKO | TUNESIE | ZAIRE | V.S.A. | JAPAN | ANDERE | TOTAAL | | | |
| 160 | 988 | 288 | 10.815 | 5.106 | 7.871 | 502 | 1.509 | 2.816 | 31 | 4.713 | 170.560 | HENEGOUWEN | | |
| 9 | 36 | 3 | 81 | 128 | 159 | 9 | 45 | 183 | - | 130 | 3.835 | ARR. AAT | | |
| 3 | 4 | - | 1 | 15 | 17 | 7 | 22 | 26 | - | 51 | 575 | AAT | | |
| 1 | 6 | - | 1 | 14 | 11 | - | 5 | 10 | - | 28 | 668 | BELOEIL | | |
| 3 | 23 | 2 | 78 | 97 | 120 | 1 | 5 | 11 | - | 18 | 1.871 | BERNISSART | | |
| - | - | - | - | 1 | 1 | - | 6 | 70 | - | 3 | 137 | BRUGELLETTE | | |
| - | - | - | 1 | - | 1 | - | - | 64 | - | 7 | 175 | CHIEVRES | | |
| - | 2 | 1 | - | - | 3 | 1 | 7 | - | - | 11 | 117 | ELZELE | | |
| 1 | - | - | - | - | 1 | - | - | 1 | - | 8 | 53 | VLOESBERG | | |
| 1 | 1 | - | - | 1 | 5 | - | - | 1 | - | 4 | 239 | FRASNES-LEZ-ANVAING | | |
| 44 | 506 | 142 | 7.789 | 2.462 | 5.006 | 197 | 400 | 88 | 5 | 1.540 | 71.348 | ARR. CHARLEROI | | |
| 3 | 14 | - | 615 | 34 | 163 | - | 3 | 2 | - | 44 | 2.550 | AISEAU-PRESLES | | |
| 2 | 18 | 3 | 122 | 79 | 34 | - | - | - | 1 | 51 | 3.452 | CHAPELLE-LEZ-HERLAIMONT | | |
| 26 | 244 | 105 | 4.246 | 1.648 | 2.822 | 156 | 299 | 58 | 2 | 885 | 35.945 | CHARLEROI | | |
| 2 | 57 | 13 | 611 | 53 | 483 | 10 | 19 | - | 1 | 96 | 7.330 | CHATELET | | |
| 1 | 35 | - | 299 | 167 | 176 | 1 | 13 | 2 | - | 90 | 4.351 | COURCELLES | | |
| - | 29 | 1 | 1.261 | 38 | 385 | 3 | 2 | 1 | - | 27 | 3.470 | FARCIENNES | | |
| 4 | 9 | 3 | 192 | 91 | 185 | 3 | 8 | 5 | - | 79 | 3.730 | FLEURUS | | |
| - | 36 | 4 | 61 | 189 | 170 | 2 | 3 | 2 | - | 52 | 3.565 | FONTAINE-L'EVEQUE | | |
| 1 | 8 | - | 1 | 4 | 10 | - | 4 | 7 | - | 27 | 642 | GERPINNES | | |
| - | 9 | 1 | 57 | 21 | 68 | - | 3 | 1 | - | 16 | 438 | LES BONS VILLERS | | |
| 2 | 29 | 3 | 181 | 29 | 311 | 13 | 27 | 2 | 1 | 66 | 3.663 | MANAGE | | |
| 1 | 12 | 5 | 6 | 3 | 1 | 2 | 4 | 3 | - | 33 | 655 | MONTIGNIES-LE-TILLEUL | | |
| 1 | 5 | 1 | 8 | 44 | 23 | 7 | 4 | 3 | - | 20 | 620 | PONT-A-CELLES | | |
| 1 | 1 | 3 | 129 | 62 | 175 | - | 11 | 2 | - | 54 | 937 | SENEFFE | | |
| 41 | 188 | 39 | 1.635 | 1.501 | 1.395 | 105 | 582 | 2.085 | 22 | 1.535 | 37.409 | ARR. BERGEN | | |
| - | 24 | 1 | 3 | 216 | 153 | 1 | 9 | 5 | - | 80 | 3.460 | BOUSSU | | |
| 9 | 6 | 3 | 14 | 327 | 212 | 1 | 10 | 11 | - | 46 | 3.455 | COLFONTAINE | | |
| 2 | 20 | - | 7 | 79 | 22 | 1 | 4 | 11 | - | 47 | 1.482 | DOUR | | |
| 6 | 13 | 4 | 8 | 81 | 93 | 7 | 8 | 16 | 1 | 52 | 2.542 | FRAMERIES | | |
| 2 | 7 | 2 | 507 | 23 | 97 | 9 | 1 | 2 | - | 9 | 1.245 | HENSIES | | |
| - | 1 | - | - | - | 8 | - | - | - | - | 3 | 296 | HONNELLES | | |
| 1 | 2 | - | 1 | 2 | 2 | 2 | 3 | 326 | - | 85 | 925 | JURBEKE | | |
| - | 2 | - | - | - | 1 | - | 3 | 79 | - | 19 | 192 | LENS | | |
| 14 | 55 | 21 | 412 | 574 | 623 | 74 | 517 | 1.507 | 19 | 1.024 | 15.474 | BERGEN | | |
| 1 | 15 | 2 | 605 | 152 | 99 | 4 | 9 | 22 | - | 45 | 4.232 | QUAREGNON | | |
| 1 | 1 | - | 2 | 6 | 2 | - | - | 13 | 1 | 6 | 333 | QUEVY | | |
| 2 | 7 | 4 | 62 | 7 | 38 | 6 | 13 | 2 | - | 35 | 1.175 | QUIEVRAIN | | |
| 3 | 35 | 2 | 14 | 34 | 45 | - | 5 | 91 | 1 | 84 | 2.598 | SAINT-GHISLAIN | | |
| 9 | 10 | 5 | 6 | 64 | 371 | 50 | 4 | 3 | - | 156 | 10.134 | ARR. MOESKROEN | | |
| - | 1 | 4 | - | 6 | 3 | - | - | 1 | - | 39 | 3.070 | KOMEN-WAASTEN | | |
| 9 | 9 | 1 | 6 | 58 | 368 | 50 | 4 | 2 | - | 117 | 7.064 | MOESKROEN | | |
| 13 | 100 | 58 | 1.071 | 196 | 580 | 81 | 276 | 403 | 1 | 694 | 23.864 | ARR. ZINNIK | | |
| 1 | 6 | 19 | 13 | 17 | 60 | 5 | 34 | 37 | - | 110 | 1.245 | 'S GRAVENBRAKEL | | |
| 3 | 6 | - | 5 | 3 | 6 | 5 | 11 | 3 | - | 30 | 361 | ECAUSSINNES | | |
| 3 | 5 | 5 | 1 | 3 | 7 | 7 | 13 | 10 | - | 48 | 399 | EDINGEN | | |
| 4 | 56 | 17 | 990 | 138 | 390 | 18 | 171 | 60 | - | 306 | 18.408 | LA LOUVIERE | | |
| - | 11 | 2 | 10 | - | 1 | 2 | 3 | 49 | - | 18 | 634 | LE ROEULX | | |
| - | 4 | 6 | 9 | 6 | 31 | 26 | 18 | 5 | - | 45 | 552 | LESSEN | | |
| 2 | - | 7 | 1 | - | 2 | 3 | 7 | 24 | - | 13 | 217 | OPZULLIK | | |
| - | 12 | 2 | 42 | 29 | 83 | 15 | 19 | 215 | 1 | 124 | 2.048 | ZINNIK | | |
| 10 | 115 | 14 | 208 | 672 | 172 | 10 | 68 | 36 | 2 | 291 | 14.111 | ARR. THUIN | | |
| - | 12 | 4 | 2 | 262 | 56 | 3 | 3 | 1 | 1 | 26 | 1.616 | ANDERLUES | | |
| - | 3 | - | 1 | 1 | 6 | - | 12 | 1 | - | 7 | 182 | BEAUMONT | | |
| 2 | 43 | 3 | 135 | 204 | 25 | 4 | 17 | 12 | - | 91 | 4.864 | BINCHE | | |
| - | 2 | - | 1 | 8 | 4 | - | 2 | 3 | - | 19 | 383 | CHIMAY | | |
| - | 5 | - | 1 | 9 | 4 | - | - | 1 | 1 | 12 | 981 | ERQUELINNES | | |
| - | 11 | 1 | 3 | - | 8 | - | 6 | 5 | - | 18 | 375 | ESTINNES | | |
| - | 2 | - | - | - | - | 1 | - | - | - | 3 | 72 | FROIDCHAPELLE | | |
| 1 | 12 | 2 | 1 | 5 | 3 | - | 5 | 5 | - | 14 | 412 | HAM-SUR-HEURE-NALINNES | | |
| - | 3 | - | - | 1 | 1 | - | 1 | - | - | 11 | 177 | LOBBES | | |
| - | - | - | - | 2 | 4 | - | - | 1 | - | 6 | 204 | MERBES-LE-CHATEAU | | |

| N.I.S. BEVOLKING OP 1-1-1994 | TABEL OO.05 A T VREEMDELINGEN NAAR VOORNAAMSTE NATIONALITEITEN - TOTALE BEVOLKING - | | | | | | | | | | BLZ. 5.- FOL. 1.- ALLE ADMINISTRATIEVE EENHEDEN | |
|------------------------------------|---|-----------------|----------------|----------------------------------|----------------|----------------|---------|--------|------------------|--------|--|-------------------------|
| | NATIONALITEITSLAND | | | | | | | | | | | |
| WOONPLAATS | DUITS- LAND | DENE- MARKEN | FRANK- RIJK | VER- ENIGD KONINK- RIJK | LUXEM- BURG | NEDER- LAND | IERLAND | ITALIE | GRIEKEN- LAND | SPANJE | POR- TUGAL | TOTAAL LANDEN EEG |
| MOMIGNIES | 7 | - | 352 | - | 4 | 2 | - | 7 | 1 | 1 | - | 374 |
| MORLANWELZ | 14 | - | 167 | 4 | 1 | 7 | - | 3.121 | 14 | 78 | 1 | 3.407 |
| SIVRY-RANCE | 2 | - | 139 | - | - | 2 | - | 22 | - | 2 | - | 167 |
| THUIN | 7 | - | 172 | 5 | 2 | 6 | - | 231 | 11 | 10 | - | 444 |
| ARR. DOORNIK | 67 | - | 7.948 | 65 | 14 | 60 | 3 | 569 | 40 | 86 | 47 | 8.899 |
| ANTOING | 2 | - | 277 | 2 | - | 2 | 1 | 22 | 1 | 6 | 5 | 318 |
| BRUNEAUT | - | - | 618 | 3 | - | 1 | - | 4 | - | 1 | 7 | 634 |
| CELLES | - | - | 175 | - | 2 | 2 | - | 8 | - | 5 | - | 192 |
| ESTAIMPUIS | 2 | - | 1.681 | 1 | 1 | 3 | - | 36 | - | 3 | 6 | 1.733 |
| LEUZE-EN-HAINAUT | 12 | - | 251 | 8 | - | 5 | - | 65 | - | 2 | 4 | 347 |
| MONT-DE-L'ENCLUS | 1 | - | 60 | 1 | - | 6 | - | 5 | 1 | 5 | 3 | 82 |
| PECQ | 1 | - | 198 | - | 2 | 2 | - | 12 | - | 2 | - | 217 |
| PERUWELZ | 21 | - | 1.604 | 7 | 3 | 2 | - | 188 | 12 | 15 | 3 | 1.855 |
| RUMES | 6 | - | 232 | - | - | - | - | 9 | - | 1 | - | 248 |
| DOORNIK | 22 | - | 2.852 | 43 | 6 | 37 | 2 | 220 | 26 | 46 | 19 | 3.273 |
| PROV. LUIK | 11.318 | 29 | 7.050 | 566 | 626 | 3.475 | 39 | 56.235 | 2.236 | 9.105 | 1.280 | 91.959 |
| ARR. HOEI | 68 | 2 | 696 | 45 | 54 | 144 | 2 | 1.948 | 23 | 253 | 103 | 3.338 |
| AMAY | 10 | - | 94 | 4 | 3 | 13 | 1 | 343 | 5 | 49 | 7 | 529 |
| ANTHISNES | 2 | - | 20 | 2 | 3 | 8 | - | 46 | 1 | 6 | 23 | 111 |
| BURDINNE | 1 | - | 24 | 2 | 3 | 3 | - | 14 | - | 3 | - | 50 |
| CLAVIER | 3 | - | 19 | 3 | 11 | 13 | - | 25 | - | 3 | 27 | 104 |
| ENGIS | 9 | - | 53 | 2 | 1 | 12 | - | 314 | 10 | 85 | 1 | 487 |
| FERRIERES | 7 | - | 17 | 1 | 1 | 22 | - | 10 | - | - | 4 | 62 |
| HAMOIR | 2 | - | 26 | - | - | 6 | - | 22 | - | 9 | 4 | 69 |
| HERON | 3 | 1 | 12 | 2 | - | 2 | - | 50 | 1 | 2 | - | 73 |
| HOEI | 5 | - | 187 | 12 | 13 | 20 | 1 | 322 | 4 | 31 | 17 | 612 |
| MARCHIN | - | - | 51 | 2 | 1 | 9 | - | 235 | - | 9 | 2 | 309 |
| MODAVE | 3 | - | 10 | - | 1 | 4 | - | 112 | - | 7 | 9 | 146 |
| NANDRIN | 5 | 1 | 14 | 5 | 2 | 7 | - | 88 | 1 | 7 | - | 130 |
| OUFFET | 2 | - | 15 | - | 8 | 4 | - | 20 | - | 9 | - | 58 |
| TINLOT | 2 | - | 6 | 4 | 2 | 5 | - | 20 | - | - | 4 | 43 |
| VERLAINE | 2 | - | 15 | - | - | - | - | 59 | - | 5 | - | 81 |
| VILLERS-LE-BOUILLET | 2 | - | 36 | 1 | 2 | 3 | - | 65 | - | 10 | - | 119 |
| WANZE | 10 | - | 97 | 5 | 3 | 13 | - | 203 | 1 | 18 | 5 | 355 |
| ARR. LUIK | 814 | 15 | 4.880 | 332 | 297 | 1.584 | 32 | 50.880 | 1.516 | 7.127 | 989 | 68.466 |
| ANS | 30 | - | 152 | 10 | 8 | 31 | - | 2.610 | 40 | 307 | 16 | 3.204 |
| AWANS | 5 | 4 | 47 | 1 | 1 | 9 | - | 280 | 5 | 27 | - | 379 |
| AYWAILLE | 10 | - | 42 | 6 | - | 22 | - | 61 | 2 | 11 | 15 | 169 |
| BITSINGEN | 6 | - | 41 | 9 | 6 | 192 | - | 87 | 1 | 16 | - | 358 |
| BEYNE-HEUSAY | 14 | - | 45 | 1 | 2 | 22 | - | 1.062 | 16 | 137 | 24 | 1.323 |
| BLEGNV | 8 | 1 | 47 | - | 1 | 42 | - | 277 | 20 | 64 | 10 | 470 |
| CHAUDFONTAINE | 41 | - | 193 | 31 | 19 | 24 | 6 | 378 | 13 | 88 | 14 | 807 |
| COMBLAIN-AU-PONT | 3 | - | 28 | 1 | 1 | 2 | - | 120 | 4 | 11 | 122 | 292 |
| DALHEM | 12 | 1 | 25 | 1 | 9 | 106 | - | 35 | 1 | 6 | 8 | 204 |
| ESNEUX | 19 | - | 135 | 7 | 15 | 19 | - | 153 | 4 | 28 | 18 | 398 |
| FLEMALLE | 34 | - | 182 | 7 | 14 | 50 | - | 2.177 | 14 | 208 | 6 | 2.692 |
| FLERON | 21 | 1 | 82 | 2 | 7 | 23 | - | 1.299 | 35 | 171 | 27 | 1.668 |
| GRACE-HOLLOGNE | 47 | - | 153 | 5 | 5 | 42 | - | 3.772 | 55 | 266 | 13 | 4.358 |
| HERSTAL | 57 | 2 | 285 | 8 | 7 | 69 | - | 5.454 | 227 | 900 | 92 | 7.101 |
| JUPRELLE | 14 | - | 34 | - | 2 | 16 | - | 250 | 2 | 19 | 5 | 342 |
| LUIK | 315 | 5 | 2.284 | 172 | 119 | 399 | 24 | 14.733 | 747 | 3.467 | 341 | 22.606 |
| NEUPRE | 3 | - | 74 | 5 | 10 | 36 | - | 235 | 2 | 24 | 2 | 391 |
| OUPEVE | 26 | 1 | 168 | 6 | 9 | 147 | - | 1.080 | 30 | 158 | 17 | 1.642 |
| SAINT-NICOLAS | 29 | - | 133 | 4 | 2 | 28 | - | 6.278 | 81 | 269 | 6 | 6.830 |
| SERAING | 69 | - | 462 | 10 | 45 | 62 | - | 8.761 | 108 | 473 | 27 | 10.017 |
| SOUMAGNE | 11 | - | 51 | 3 | 5 | 54 | - | 737 | 28 | 96 | 69 | 1.054 |
| SPRIMONT | 15 | - | 65 | 11 | 5 | 26 | 2 | 157 | 2 | 21 | 128 | 432 |
| TROOZ | 16 | - | 39 | 1 | 4 | 7 | - | 279 | 2 | 226 | 6 | 580 |
| WEZET | 9 | - | 113 | 31 | 1 | 156 | - | 605 | 77 | 134 | 23 | 1.149 |
| ARR. VERVIERS | 10.390 | 12 | 1.140 | 153 | 253 | 1.699 | 4 | 2.713 | 674 | 1.610 | 151 | 18.799 |
| AMEL | 59 | 1 | 5 | - | 6 | 17 | - | 2 | - | 1 | 5 | 96 |
| AUBEL | 17 | - | 5 | 2 | 1 | 45 | - | 22 | - | 3 | 1 | 96 |
| BAELEN | 163 | - | 9 | 5 | 1 | 35 | - | 18 | 1 | 12 | 3 | 247 |
| BULLINGEN | 147 | - | - | - | 3 | 11 | - | - | - | - | - | 161 |

| N.I.S. | | TABEL 00.05 A T | | | | | | | | | | BLZ. 5.- FDL. 2.- | | ALLE ADMINISTRATIEVE EENHEDEN |
|--|-------|-----------------|---------|----------|---------|---------|-------|--------|-------|--------|---------|---------------------|------------|-------------------------------|
| VREEMDELINGEN NAAR VOORNAAMSTE NATIONALITEITEN | | | | | | | | | | | | | | |
| - TOTALE BEVOLKING - | | | | | | | | | | | | | | |
| NATIONALITEITSLAND | | | | | | | | | | | | | WOONPLAATS | |
| ZWITSERLAND | POLEN | JOEGOSLAVIE | TURKIJE | ALGERIJE | MAROKKO | TUNESIE | ZAIRE | V.S.A. | JAPAN | ANDERE | TOTAAL | | | |
| - | - | - | - | - | 2 | - | - | - | - | 2 | 378 | MOMIGNIES | | |
| 4 | 16 | 3 | 64 | 178 | 44 | 2 | 21 | 4 | - | 57 | 3.800 | MORLANWELZ | | |
| 1 | - | - | - | - | 1 | - | 1 | - | - | - | 170 | SIVRY-RANCE | | |
| 2 | 6 | 1 | - | 2 | 14 | - | - | 3 | - | 25 | 497 | THUIN | | |
| 34 | 33 | 27 | 25 | 83 | 188 | 50 | 134 | 18 | 1 | 367 | 9.859 | ARR. DOORNIK | | |
| 2 | - | - | - | 6 | - | 1 | - | - | - | 9 | 336 | ANTOING | | |
| 4 | - | - | - | 1 | 2 | - | 1 | - | - | 16 | 658 | BRUNEHAUT | | |
| 2 | 1 | - | 1 | 1 | 9 | - | - | - | - | 1 | 207 | CELLES | | |
| 1 | - | - | - | 2 | 2 | 1 | 1 | - | - | 7 | 1.747 | ESTAIMPUIS | | |
| - | 1 | - | 1 | 7 | 2 | - | 19 | 4 | 1 | 19 | 401 | LEUZE-EN-HAINAUT | | |
| 2 | - | - | - | - | - | 9 | 1 | - | - | 5 | 99 | MONT-DE-L'ENCLUS | | |
| 3 | 1 | - | 1 | - | 1 | 2 | 4 | - | - | 4 | 233 | PECO | | |
| 2 | 7 | 1 | 8 | 20 | 36 | - | 5 | 3 | - | 39 | 1.976 | PERUWELZ | | |
| - | - | - | 1 | - | 1 | - | 2 | - | - | 7 | 259 | RUMES | | |
| 18 | 23 | 26 | 13 | 46 | 135 | 37 | 101 | 11 | - | 260 | 3.943 | DOORNIK | | |
| 195 | 1.040 | 1.376 | 8.645 | 832 | 10.194 | 557 | 2.544 | 391 | 24 | 8.803 | 126.560 | PROV. LUIK | | |
| 10 | 92 | 417 | 22 | 27 | 96 | 9 | 110 | 27 | 1 | 370 | 4.519 | ARR. HOEI | | |
| 1 | 44 | 2 | - | 2 | 26 | - | 17 | 5 | - | 29 | 655 | AMAY | | |
| - | 2 | 2 | - | - | 1 | - | - | 1 | - | 9 | 126 | ANTHISNES | | |
| - | 3 | - | - | - | 1 | - | - | 1 | - | 10 | 65 | BURDINNE | | |
| 2 | 2 | 16 | - | 1 | 4 | - | - | 1 | - | 2 | 132 | CLAVIER | | |
| - | 3 | 39 | - | 2 | 16 | 1 | - | - | - | 22 | 570 | ENGIS | | |
| 1 | 1 | - | - | - | 1 | - | 3 | - | - | 10 | 78 | FERRIERES | | |
| 1 | - | - | 4 | - | 1 | - | - | 2 | - | 2 | 79 | HAMOIR | | |
| 3 | - | - | 1 | 6 | - | - | - | - | - | 9 | 92 | HERON | | |
| 1 | 9 | 304 | 5 | 5 | 28 | 8 | 81 | 4 | - | 209 | 1.266 | HOEI | | |
| - | 5 | 4 | - | - | 3 | - | - | 6 | - | 3 | 330 | MARCHIN | | |
| - | 5 | 1 | - | 3 | - | - | - | - | - | 14 | 169 | MODAVE | | |
| - | 1 | - | - | - | 3 | - | - | 1 | 1 | 4 | 140 | NANDRIN | | |
| - | 1 | - | 9 | - | 1 | - | - | - | - | 2 | 71 | OUFFET | | |
| - | 2 | - | - | - | - | - | - | - | - | 1 | 46 | TINLOT | | |
| - | 1 | 1 | - | - | 1 | - | - | 2 | - | 7 | 93 | VERLAINE | | |
| - | 6 | 10 | - | - | 2 | - | 2 | 1 | - | 12 | 152 | VILLERS-LE-BOUILLET | | |
| 1 | 7 | 38 | 3 | 8 | 8 | - | 7 | 3 | - | 25 | 455 | WANZE | | |
| 111 | 820 | 845 | 6.581 | 742 | 7.787 | 394 | 2.169 | 281 | 17 | 7.078 | 95.291 | ARR. LUIK | | |
| 6 | 47 | 20 | 96 | 6 | 388 | 20 | 10 | 9 | - | 183 | 3.989 | ANS | | |
| 4 | 6 | 12 | 1 | - | 4 | 1 | 1 | 1 | - | 13 | 422 | AWANS | | |
| 1 | 5 | - | - | 9 | 10 | - | 7 | 1 | - | 25 | 227 | AYWAILLE | | |
| - | 4 | 1 | 47 | - | 3 | 1 | 1 | 4 | - | 14 | 433 | BITSINGEN | | |
| 1 | 11 | 15 | 106 | 8 | 143 | 8 | 10 | 2 | - | 40 | 1.667 | BEYNE-HEUSAY | | |
| 1 | 18 | 8 | 156 | 1 | 20 | 3 | 7 | 3 | - | 37 | 724 | BLEGNY | | |
| 9 | 14 | 6 | 7 | 3 | 5 | 1 | 11 | 28 | - | 91 | 982 | CHAUDFONTAINE | | |
| - | 1 | 3 | 2 | - | 1 | - | 1 | - | - | 13 | 313 | COMBLAIN-AU-PONT | | |
| 1 | 4 | - | 17 | 1 | 2 | - | - | 5 | - | 7 | 241 | DALHEM | | |
| 3 | 7 | - | - | 2 | 13 | 1 | 4 | 8 | - | 28 | 464 | ESNEUX | | |
| 1 | 47 | 31 | 32 | 10 | 75 | 6 | 29 | 1 | - | 108 | 3.032 | FLEMALLE | | |
| - | 59 | 20 | 368 | 18 | 97 | 3 | 3 | 3 | - | 61 | 2.300 | FLERON | | |
| - | 41 | 19 | 91 | 23 | 201 | 3 | 4 | 6 | - | 93 | 4.839 | GRACE-HOLLOGNE | | |
| 13 | 67 | 47 | 552 | 19 | 178 | 15 | 71 | 19 | - | 254 | 8.336 | HERSTAL | | |
| 1 | 14 | - | 14 | 3 | 87 | 1 | - | 4 | - | 24 | 490 | JUPRELLE | | |
| 38 | 226 | 430 | 2.686 | 499 | 5.589 | 282 | 1.792 | 137 | 16 | 5.089 | 39.390 | LUIK | | |
| 6 | 5 | 5 | - | - | - | - | 2 | 11 | 1 | 21 | 442 | NEUPRE | | |
| 5 | 31 | 5 | 77 | 5 | 105 | 3 | 11 | 5 | - | 113 | 2.002 | OUPEYE | | |
| 3 | 53 | 8 | 604 | 35 | 219 | 9 | 24 | 6 | - | 89 | 7.880 | SAINT-NICOLAS | | |
| 10 | 63 | 200 | 661 | 88 | 323 | 31 | 162 | 11 | - | 562 | 12.128 | SERAING | | |
| 2 | 42 | 3 | 45 | 5 | 6 | - | 5 | 3 | - | 40 | 1.205 | SOUMAGNE | | |
| 6 | 2 | 1 | 1 | 1 | 4 | - | 12 | 1 | - | 47 | 507 | SPRIMONT | | |
| - | 25 | 8 | 4 | 5 | 43 | - | - | 5 | - | 42 | 712 | TROOZ | | |
| - | 28 | 3 | 1.014 | 1 | 271 | 6 | 2 | 8 | - | 84 | 2.566 | WEZET | | |
| 63 | 98 | 100 | 2.035 | 57 | 2.266 | 131 | 238 | 74 | 6 | 1.202 | 25.069 | ARR. VERVIERS | | |
| - | 5 | - | 1 | - | - | - | - | 1 | - | 4 | 107 | AMEL | | |
| - | - | - | - | 1 | - | - | - | 2 | - | 5 | 104 | AUBEL | | |
| - | - | - | - | - | 1 | - | 1 | - | - | 16 | 265 | BAELEN | | |
| - | 5 | - | - | - | - | - | - | - | - | 15 | 181 | BULLINGEN | | |

| N.I.S. BEVOLKING OP 1-1-1994 | TABEL 00.05 A T | | | | | | | | | | | BLZ. 6 - FOL. 1 - |
|------------------------------------|--|-----------------|----------------|----------------------------------|----------------|----------------|---------|--------|------------------|--------|---------------|-------------------------------|
| | VREEMDELINGEN NAAR VOORNAAMSTE NATIONALITEITEN | | | | | | | | | | | ALLE ADMINISTRATIEVE EENHEDEN |
| - TOTALE BEVOLKING - | | | | | | | | | | | | |
| WOONPLAATS | NATIONALITEITSLAND | | | | | | | | | | | |
| | DUITS- LAND | DENE- MARKEN | FRANK- RIJK | VER- ENIGD KONINK- RIJK | LUXEM- BURG | NEDER- LAND | IERLAND | ITALIE | GRIEKEN- LAND | SPANJE | POR- TUGAL | TOTAAL LANDEN EEG |
| BURG-REULAND | 67 | - | 5 | - | 83 | 42 | - | - | - | - | 18 | 215 |
| BUTGENBACH | 115 | - | 4 | 1 | 3 | 18 | - | 2 | 2 | - | 1 | 146 |
| DISON | 24 | - | 88 | 2 | 2 | 16 | - | 469 | 116 | 121 | 9 | 847 |
| EUPEN | 1.072 | 1 | 41 | 9 | 14 | 128 | - | 49 | 7 | 194 | 3 | 1.518 |
| HERVE | 33 | - | 72 | 7 | 4 | 72 | - | 440 | 21 | 64 | 27 | 740 |
| JALHAY | 16 | - | 34 | 7 | 5 | 11 | - | 17 | 1 | 6 | - | 97 |
| KELMIS | 2.544 | 1 | 26 | 9 | 6 | 174 | - | 37 | 4 | 12 | 1 | 2.814 |
| LIERNEUX | - | - | 14 | 2 | 3 | 6 | 1 | 9 | 1 | 2 | 7 | 45 |
| LIMBURG | 36 | - | 22 | 2 | 2 | 16 | - | 58 | 1 | 66 | 1 | 204 |
| LONTZEN | 643 | - | 15 | 1 | 5 | 96 | - | 22 | - | 27 | - | 809 |
| MALMEDY | 76 | - | 53 | 3 | 9 | 58 | 1 | 87 | - | 9 | 2 | 298 |
| OLNE | 5 | - | 17 | 1 | 1 | 7 | - | 74 | 4 | 14 | 6 | 129 |
| PEPINSTER | 10 | - | 48 | 1 | - | 11 | - | 66 | 10 | 47 | 7 | 200 |
| PLOMBIERES | 1.061 | 1 | 25 | 14 | 9 | 436 | 1 | 33 | - | 13 | 3 | 1.596 |
| RAEREN | 3.747 | 1 | 20 | 28 | 20 | 149 | - | 26 | 9 | 5 | 2 | 4.007 |
| SANKT-VITH | 145 | - | 9 | 3 | 36 | 47 | - | 6 | 2 | - | 6 | 254 |
| SPA | 27 | 3 | 74 | 18 | 8 | 47 | 1 | 68 | 4 | 86 | 12 | 348 |
| STAVELLOT | 9 | - | 39 | 1 | 1 | 15 | - | 25 | 2 | 36 | 4 | 132 |
| STOUMONT | 3 | - | 15 | 1 | 2 | 19 | - | 9 | - | 1 | 2 | 52 |
| THEUX | 11 | - | 49 | 7 | - | 11 | - | 55 | 1 | 52 | 2 | 188 |
| THIMISTER-CLERMONT | 31 | - | 9 | 7 | 1 | 31 | - | 21 | - | 6 | 6 | 112 |
| TROIS-PONTS | 4 | - | 28 | 1 | - | 14 | - | 7 | - | - | 5 | 59 |
| VERVIERS | 87 | - | 367 | 16 | 20 | 66 | - | 1.019 | 488 | 768 | 14 | 2.845 |
| WEISMES | 60 | - | 18 | 4 | 1 | 40 | - | 16 | - | 2 | - | 141 |
| WELKENRAEDT | 178 | 4 | 29 | 1 | 7 | 61 | - | 56 | - | 63 | 4 | 403 |
| ARR. BORGWORM | 46 | - | 334 | 36 | 22 | 48 | 1 | 694 | 23 | 115 | 37 | 1.356 |
| BERLOZ | 1 | - | 3 | 1 | - | 2 | - | 14 | - | 4 | - | 25 |
| BRAIVES | 7 | - | 34 | 14 | 1 | 9 | - | 19 | 1 | 7 | - | 92 |
| CRISNEE | 3 | - | 6 | - | - | 1 | 1 | 25 | 1 | 7 | - | 44 |
| DONCEEL | 1 | - | 18 | - | - | - | - | 63 | 1 | 4 | 2 | 89 |
| FAIMES | - | - | 23 | - | 1 | 4 | - | 23 | - | 2 | 2 | 55 |
| FEXHE-LE-HAUT-CLOCHER | 5 | - | 8 | - | - | 2 | - | 41 | - | 7 | - | 63 |
| GEER | - | - | 5 | - | - | - | - | 18 | 1 | 3 | - | 27 |
| HANNUIT | 10 | - | 75 | 6 | 5 | 16 | - | 67 | 14 | 4 | 8 | 205 |
| LIJSEM | - | - | 14 | 1 | 1 | - | - | 10 | - | 2 | 8 | 36 |
| OERLE | 2 | - | 13 | - | - | 1 | - | 34 | - | 1 | 1 | 52 |
| REMICOURT | - | - | 18 | 1 | 2 | 1 | - | 28 | - | 6 | 1 | 57 |
| SAINT-GEORGES-SUR-MEUSE | 8 | - | 50 | 6 | 8 | 6 | - | 270 | 3 | 62 | 10 | 423 |
| BORGWORM | 5 | - | 55 | 4 | 4 | 5 | - | 79 | 1 | 6 | 5 | 164 |
| WASSEIGES | 4 | - | 12 | 3 | - | 1 | - | 3 | 1 | - | - | 24 |
| LIMBURG | 1.746 | 27 | 363 | 414 | 25 | 18.202 | 28 | 16.127 | 1.901 | 2.342 | 328 | 41.503 |
| ARR. HASSELT | 782 | 6 | 175 | 182 | 15 | 2.445 | 21 | 9.458 | 1.159 | 1.469 | 294 | 16.006 |
| AS | 32 | - | 3 | - | - | 108 | - | 87 | 13 | 9 | 13 | 265 |
| BERINGEN | 55 | - | 12 | 13 | - | 142 | 1 | 765 | 135 | 122 | 3 | 1.248 |
| DIEPENBEEK | 33 | - | 2 | 11 | - | 104 | 1 | 116 | 7 | 6 | 9 | 289 |
| GENK | 317 | 2 | 21 | 38 | 5 | 493 | 1 | 6.764 | 815 | 488 | 217 | 9.161 |
| GINGELOM | 11 | - | 7 | 1 | - | 15 | - | 6 | - | 1 | 2 | 43 |
| HALEN | 3 | - | 1 | 1 | - | 44 | - | 9 | - | 1 | - | 59 |
| HAM | 14 | - | 5 | 8 | - | 53 | 1 | 54 | 2 | 45 | - | 182 |
| HASSELT | 104 | 1 | 54 | 47 | 4 | 467 | 12 | 222 | 43 | 269 | 4 | 1.227 |
| HERK-DE-STAD | 10 | - | 3 | - | - | 65 | - | 16 | - | 2 | 2 | 98 |
| HEUSDEN-ZOLDER | 44 | - | 1 | 14 | 2 | 130 | 1 | 768 | 49 | 352 | 2 | 1.363 |
| LEOPOLDSBURG | 29 | - | 5 | 6 | - | 74 | 1 | 38 | 17 | 50 | 7 | 227 |
| LUMMEN | 16 | - | 8 | 1 | 2 | 51 | - | 22 | 5 | 34 | 5 | 144 |
| NIEUWERKERKEN | 3 | - | 2 | - | - | 6 | - | 5 | 1 | 3 | - | 20 |
| OPGLABBEK | 24 | - | - | 2 | 1 | 79 | 1 | 203 | 15 | 13 | 18 | 356 |
| SINT-TRUIDEN | 31 | - | 41 | 17 | - | 178 | 1 | 61 | 6 | 13 | 8 | 356 |
| TESSENDERLO | 18 | - | 3 | 9 | 1 | 73 | - | 47 | 5 | 3 | - | 159 |
| ZONHOVEN | 25 | 1 | 5 | 7 | - | 113 | - | 184 | 14 | 53 | 2 | 404 |
| ZUTENDAAL | 13 | 2 | 2 | 7 | - | 250 | 1 | 91 | 32 | 5 | 2 | 405 |
| ARR. MAASEIK | 496 | 8 | 70 | 96 | 3 | 8.551 | 1 | 2.411 | 352 | 605 | 19 | 12.612 |
| BOCHOLT | 22 | - | 3 | 6 | - | 364 | - | 30 | - | 4 | 2 | 431 |
| BREE | 18 | - | 3 | 4 | - | 241 | - | 26 | 1 | 5 | - | 298 |
| DILSEN-STOKKEM | 68 | - | 10 | 13 | - | 413 | - | 283 | 119 | 36 | 3 | 945 |
| HAMONT-ACHEL | 33 | 1 | 2 | 12 | - | 2.239 | 1 | 12 | 1 | 16 | - | 2.317 |

| N.I.S. | | TABEL OO.05 A T | | | | | | | | | | BLZ. 6.- FOL. 2.- | | ALLE ADMINISTRATIEVE EENHEDEN |
|--|-------|-----------------|---------|----------|---------|---------|-------|--------|-------|--------|--------|-------------------------|--------------|-------------------------------|
| VREEMDELINGEN NAAR VOORNAAMSTE NATIONALITEITEN | | | | | | | | | | | | | | |
| - TOTALE BEVOLKING - | | | | | | | | | | | | | | |
| NATIONALITEITSLAND | | | | | | | | | | | | | | |
| ZWITSERLAND | POLEN | JOEGOSLAVIE | TURKIJE | ALGERIJE | MAROKKO | TUNESIE | ZAIRE | V.S.A. | JAPAN | ANDERE | TOTAAL | WOONPLAATS | | |
| - | 1 | - | - | - | - | - | - | - | - | - | 8 | 225 | BURG-REULAND | |
| - | - | - | - | - | - | - | - | - | - | - | 2 | 154 | BUTGENBACH | |
| - | 2 | 7 | 364 | 6 | 332 | 22 | 30 | 5 | - | 109 | 1.724 | DISON | | |
| 6 | 10 | 14 | 5 | - | 42 | 1 | - | 5 | - | 107 | 1.708 | EUPEN | | |
| - | 7 | - | 6 | 2 | 38 | 1 | 2 | 2 | - | 28 | 826 | HERVE | | |
| 7 | - | 1 | 1 | - | 4 | - | - | 4 | - | 28 | 142 | JALHAY | | |
| 9 | 11 | 1 | - | - | 4 | - | 2 | - | - | 34 | 2.875 | KELMIS | | |
| - | 1 | - | 18 | - | - | - | - | 1 | - | 14 | 79 | LIERNEUX | | |
| 1 | 1 | - | - | 10 | 20 | - | - | 2 | - | 14 | 252 | LIMBURG | | |
| - | 1 | 1 | 9 | - | 24 | - | - | - | - | 18 | 862 | LONTZEN | | |
| 5 | 4 | 11 | 153 | 1 | 27 | 12 | 10 | 1 | 2 | 40 | 564 | MALMEDY | | |
| - | 2 | 1 | - | - | 2 | 1 | - | - | - | 11 | 146 | OLNE | | |
| 1 | 3 | - | 18 | - | 15 | 1 | 5 | 2 | - | 32 | 277 | PEPINSTER | | |
| 2 | 9 | 8 | 1 | - | 2 | - | 2 | 4 | - | 20 | 1.644 | PLOMBIERES | | |
| 5 | 8 | 6 | 2 | - | 7 | - | 2 | 2 | - | 24 | 4.063 | RAEREN | | |
| 5 | 9 | 5 | - | - | - | - | - | - | - | 29 | 302 | SANKT-VITH | | |
| 2 | 4 | 7 | 4 | 1 | 7 | - | 17 | 4 | 1 | 84 | 479 | SPA | | |
| - | 1 | 2 | 17 | 2 | 2 | 2 | 1 | 3 | - | 35 | 197 | STAVELOT | | |
| 1 | - | - | - | - | 1 | - | 23 | - | - | 7 | 84 | STOUMONT | | |
| 2 | 1 | - | - | 2 | 3 | - | 3 | 5 | - | 24 | 228 | THEUX | | |
| - | 2 | - | - | 1 | - | - | - | 1 | - | 7 | 123 | THIMISTER-CLERMONT | | |
| - | 2 | - | - | - | 7 | - | 14 | - | - | 3 | 85 | TROIS-PONTS | | |
| 14 | 6 | 35 | 1.432 | 31 | 1.655 | 91 | 121 | 17 | 3 | 449 | 6.699 | VERVIERS | | |
| 1 | 2 | - | 1 | - | 2 | - | 4 | 4 | - | 15 | 170 | WEISMES | | |
| 1 | 1 | 1 | 3 | - | 67 | - | - | 8 | - | 20 | 504 | WELKENRAEDT | | |
| 11 | 30 | 14 | 7 | 6 | 45 | 23 | 27 | 9 | - | 153 | 1.681 | ARR. BORGWORM | | |
| - | - | - | - | - | - | - | - | - | - | 1 | 26 | BERLOZ | | |
| 2 | 3 | 1 | - | - | 1 | - | - | 2 | - | 12 | 113 | BRAIVES | | |
| - | - | - | - | - | 2 | - | - | - | - | 5 | 51 | CRISNEE | | |
| - | - | 2 | 2 | 1 | 2 | - | - | - | - | 4 | 98 | DONCEEL | | |
| - | - | - | - | 4 | 2 | - | - | - | - | 4 | 67 | FAIMES | | |
| - | 4 | - | - | - | 6 | - | - | - | - | 6 | 79 | FEXHE-LE-HAUT-CLOCHER | | |
| - | - | - | - | - | - | 5 | 1 | - | - | 3 | 36 | GEER | | |
| 3 | 6 | 2 | - | - | - | 2 | 11 | - | - | 51 | 280 | HANNUIT | | |
| - | 1 | 1 | - | - | 2 | 6 | - | - | - | 1 | 47 | LIJSEM | | |
| - | - | - | - | - | - | - | - | - | - | 5 | 57 | OERLE | | |
| - | 5 | 1 | - | - | 3 | - | 5 | - | - | 5 | 76 | REMICOURT | | |
| - | 7 | 3 | 4 | 1 | 2 | 3 | 1 | 2 | - | 13 | 459 | SAINT-GEORGES-SUR-MEUSE | | |
| 3 | 4 | 4 | 1 | - | 24 | 7 | 9 | 5 | - | 41 | 262 | BORGWORM | | |
| 3 | - | - | - | - | 1 | - | - | - | - | 2 | 30 | WASSEIGES | | |
| 18 | 460 | 137 | 18.897 | 174 | 5.088 | 25 | 66 | 382 | 88 | 1.646 | 68.484 | LIMBURG | | |
| 11 | 266 | 52 | 13.750 | 128 | 2.611 | 20 | 28 | 146 | 82 | 933 | 34.033 | ARR. HASSELT | | |
| 3 | 12 | 4 | 28 | - | 9 | - | - | 2 | 1 | 15 | 339 | AS | | |
| 3 | 42 | 3 | 3.531 | 23 | 138 | - | 2 | 24 | 2 | 73 | 5.089 | BERINGEN | | |
| - | 3 | - | 25 | - | 11 | - | - | 15 | 11 | 25 | 379 | DIEPENBEEK | | |
| 1 | 103 | 19 | 4.899 | 51 | 1.417 | 3 | - | 7 | 30 | 228 | 15.919 | GENK | | |
| - | 4 | - | - | 1 | 2 | - | - | 1 | - | 13 | 64 | GINGELOM | | |
| - | 2 | - | 47 | - | 11 | 2 | - | 2 | 1 | 15 | 139 | HALEN | | |
| - | 7 | 1 | 174 | 8 | 25 | - | - | 2 | - | 4 | 403 | HAM | | |
| 2 | 24 | 14 | 411 | 33 | 581 | 3 | 6 | 37 | 22 | 316 | 2.676 | HASSELT | | |
| - | 4 | - | 9 | - | 3 | - | 1 | 6 | - | 17 | 138 | HERK-DE-STAD | | |
| - | 17 | 4 | 3.440 | - | 138 | - | 1 | 6 | 2 | 48 | 5.019 | HEUSDEN-ZOLDER | | |
| - | 4 | 1 | 710 | - | 13 | - | - | 1 | - | 27 | 983 | LEOPOLDSBURG | | |
| - | 1 | - | 67 | 2 | 64 | - | 1 | - | - | 6 | 285 | LUMMEN | | |
| - | - | - | - | 7 | 2 | - | - | 1 | - | 11 | 41 | NIEUWERKERKEN | | |
| - | 3 | - | 19 | - | 14 | - | - | 2 | 5 | 8 | 407 | OPGLABBEEK | | |
| 2 | 17 | 2 | 11 | 2 | 119 | 11 | 15 | 18 | 1 | 79 | 633 | SINT-TRUIDEN | | |
| - | 8 | - | 200 | 1 | 21 | - | 2 | 4 | - | 24 | 420 | TESSENDERLO | | |
| - | 11 | 4 | 158 | - | 43 | - | - | 5 | 1 | 17 | 643 | ZONHOVEN | | |
| - | 4 | - | 21 | - | - | - | - | 13 | 6 | 7 | 456 | ZUTENDAAL | | |
| 5 | 84 | 25 | 2.382 | 27 | 1.819 | 5 | 20 | 155 | - | 334 | 17.468 | ARR. MAASEIK | | |
| - | - | 1 | 3 | - | 10 | 1 | - | 19 | - | 9 | 474 | BOCHOLT | | |
| 1 | 3 | - | 28 | 5 | 57 | - | - | 5 | - | 9 | 406 | BREE | | |
| 1 | 2 | 1 | 233 | - | 203 | - | - | 5 | - | 27 | 1.417 | DILSEN-STOKKEM | | |
| 1 | 2 | 1 | 55 | - | 29 | - | - | 11 | - | 11 | 2.427 | HAMONT-ACHEL | | |

| N.I.S. BEVOLKING OP 1-1-1994 | TABEL 00.05 A T | | | | | | | | | | BLZ. 7.- FOL. 1.- | | ALLE ADMINISTRATIEVE EENHEDEN |
|------------------------------------|--|------------|-----------|--------------------|-----------|-----------|---------|--------|-------------|--------|-------------------|-------------------|-------------------------------|
| | VREEMDELINGEN NAAR VOORNAAMSTE NATIONALITEITEN | | | | | | | | | | | | |
| - TOTALE BEVOLKING - | | | | | | | | | | | | | |
| WOONPLAATS | NATIONALITEITSLAND | | | | | | | | | | | | |
| | DUISTLAND | DENEMARKEN | FRANKRIJK | VERENIGDKONINKRIJK | LUXEMBURG | NEDERLAND | IERLAND | ITALIE | GRIEKENLAND | SPANJE | POR-TUGAL | TOTAAL LANDEN EEG | |
| HECHTEL-EKSEL | 35 | 2 | 9 | 10 | 1 | 317 | - | 15 | 5 | 6 | - | 400 | |
| HOUTHALEN-HELCHTEREN | 105 | - | 14 | 11 | - | 233 | - | 1.862 | 207 | 441 | 6 | 2.879 | |
| KINROOI | 29 | 4 | 1 | 6 | - | 748 | - | 9 | - | 2 | - | 799 | |
| LOMMEL | 44 | - | 6 | 6 | - | 1.377 | - | 56 | 2 | 27 | - | 1.518 | |
| MAASEIK | 86 | - | 13 | 10 | 1 | 1.080 | - | 47 | 14 | 12 | 5 | 1.268 | |
| MEEUWEN-GRUITRODE | 14 | - | 2 | 3 | - | 145 | - | 19 | 1 | 10 | - | 194 | |
| NEERPELT | 18 | 1 | 5 | 8 | - | 932 | - | 16 | 1 | 32 | - | 1.013 | |
| OVERPELT | 16 | - | 1 | 2 | - | 281 | - | 14 | 1 | 2 | - | 317 | |
| PEER | 8 | - | 1 | 5 | 1 | 181 | - | 22 | - | 12 | 3 | 233 | |
| ARR. TONGEREN | 468 | 13 | 118 | 136 | 7 | 7.206 | 6 | 4.258 | 390 | 268 | 15 | 12.885 | |
| ALKEN | 5 | - | 7 | 1 | - | 34 | - | 5 | - | 6 | - | 58 | |
| BILZEN | 49 | 3 | 9 | 22 | 1 | 428 | 1 | 184 | 5 | 56 | 4 | 762 | |
| BORGLOON | 1 | - | 3 | 7 | - | 58 | - | 8 | - | 6 | - | 83 | |
| HEERS | 4 | - | - | 2 | 1 | 19 | - | 9 | 1 | 1 | - | 37 | |
| HERSTAPPE | - | - | - | - | - | - | - | - | - | - | - | - | |
| HOESELT | 9 | - | 2 | 1 | - | 65 | 1 | 65 | - | 7 | - | 150 | |
| KORTESSEM | 3 | - | 3 | 1 | - | 27 | - | 32 | 2 | 13 | - | 81 | |
| LANAKEN | 55 | 3 | 14 | 29 | - | 3.398 | - | 107 | 21 | 26 | 5 | 3.658 | |
| MAASMECHELEN | 147 | - | 36 | 16 | 3 | 1.059 | 4 | 3.637 | 354 | 110 | 4 | 5.370 | |
| RIEMST | 52 | 6 | 7 | 13 | 1 | 1.220 | - | 64 | - | 5 | - | 1.368 | |
| TONGEREN | 115 | 1 | 22 | 33 | 1 | 251 | - | 121 | 7 | 25 | 1 | 577 | |
| VOEREN | 20 | - | 15 | 10 | - | 635 | - | 9 | - | 12 | 1 | 702 | |
| WELLEN | 8 | - | - | 1 | - | 12 | - | 17 | - | 1 | - | 39 | |
| LUXEMBURG | 198 | 4 | 4.320 | 137 | 1.221 | 507 | 21 | 1.177 | 33 | 169 | 713 | 8.500 | |
| ARR. AARLEN | 54 | 3 | 1.706 | 46 | 898 | 72 | 10 | 690 | 19 | 69 | 535 | 4.102 | |
| AARLEN | 32 | 2 | 512 | 23 | 265 | 46 | 6 | 295 | 13 | 22 | 229 | 1.445 | |
| ATTERT | 3 | - | 50 | 9 | 45 | 3 | - | 4 | - | - | 4 | 118 | |
| AUBANGE | 10 | - | 876 | 3 | 358 | 9 | 4 | 278 | 1 | 36 | 262 | 1.837 | |
| MARTELANGE | 3 | - | 27 | - | 63 | 4 | - | 1 | 1 | - | 1 | 100 | |
| MESSANCY | 6 | 1 | 241 | 11 | 167 | 10 | - | 112 | 4 | 11 | 39 | 602 | |
| ARR. BASTENAKEN | 72 | - | 271 | 13 | 110 | 139 | 5 | 76 | 6 | 17 | 38 | 747 | |
| BASTENAKEN | 10 | - | 96 | 4 | 44 | 10 | 1 | 47 | 6 | 6 | 17 | 241 | |
| BERTOEGNE | 3 | - | 5 | - | 2 | 1 | 1 | - | - | - | - | 12 | |
| FAUVILLERS | - | - | 10 | 1 | 11 | 2 | - | - | - | 2 | 1 | 27 | |
| GOUVY | 48 | - | 24 | 1 | 23 | 20 | 1 | 2 | - | 2 | 2 | 123 | |
| HOUFFALIZE | - | - | 33 | 2 | 14 | 46 | 1 | 3 | - | 1 | - | 100 | |
| SAINTE-ODE | - | - | 24 | 1 | 5 | 9 | - | 2 | - | - | - | 41 | |
| VAUX-SUR-SURE | - | - | 18 | 1 | 7 | 10 | - | 7 | - | 1 | - | 44 | |
| VIELSALM | 11 | - | 61 | 3 | 4 | 41 | 1 | 15 | - | 5 | 18 | 159 | |
| ARR. MARCHE-EN-FAMENNE | 25 | 1 | 311 | 21 | 23 | 198 | 1 | 173 | 1 | 40 | 24 | 818 | |
| DURBUY | 1 | 1 | 57 | 6 | 5 | 69 | - | 32 | - | 8 | 4 | 183 | |
| EREZEE | 1 | - | 15 | 1 | - | 7 | - | - | - | - | - | 24 | |
| HOTTON | 7 | - | 32 | 2 | - | 8 | - | 16 | - | 1 | 1 | 67 | |
| LA ROCHE-EN-ARDENNE | 3 | - | 23 | 2 | 1 | 24 | - | 14 | - | 5 | 1 | 73 | |
| MANHAY | 2 | - | 6 | 3 | 5 | 35 | - | 4 | - | 1 | - | 56 | |
| MARCHE-EN-FAMENNE | 6 | - | 112 | 2 | 7 | 25 | 1 | 91 | - | 20 | 12 | 276 | |
| NASSOGNE | 1 | - | 41 | 3 | 3 | 5 | - | 11 | 1 | 4 | - | 69 | |
| RENDEUX | 2 | - | 9 | - | - | 23 | - | - | - | 1 | - | 35 | |
| TENNEVILLE | 2 | - | 16 | 2 | 2 | 2 | - | 5 | - | - | 6 | 35 | |
| ARR. NEUFCHATEAU | 28 | - | 615 | 34 | 55 | 61 | 2 | 52 | 2 | 23 | 55 | 927 | |
| BERTRIX | 1 | - | 101 | - | 13 | 4 | 1 | 3 | - | 5 | 3 | 131 | |
| BOUILLON | 2 | - | 201 | 5 | 4 | 20 | - | 7 | 1 | 8 | 4 | 252 | |
| DAVERDISSE | 1 | - | 8 | - | - | - | - | 1 | - | - | 1 | 11 | |
| HERBEUMONT | 2 | - | 15 | - | 3 | 3 | - | - | - | - | - | 23 | |
| LEGLISE | 1 | - | 34 | 6 | 5 | 3 | 1 | 3 | 1 | 2 | 2 | 58 | |
| LIBIN | 1 | - | 31 | 4 | 3 | - | - | 14 | - | - | 4 | 57 | |
| LIBRAMONT-CHEVIGNY | - | - | 59 | 7 | 9 | 3 | - | 2 | - | - | 8 | 88 | |
| NEUFCHATEAU | 5 | - | 48 | 3 | 6 | 5 | - | 11 | - | 7 | 16 | 101 | |

| N.I.S. | | TABEL 00.05 A T | | | | | | | | | | BLZ. 7.- FOL. 2.- | | ALLE ADMINISTRATIEVE EENHEDEN |
|--|-------|-----------------|---------|----------|---------|---------|-------|--------|-------|--------|--------|------------------------|--|-------------------------------|
| VREEMDELINGEN NAAR VOORNAAMSTE NATIONALITEITEN | | | | | | | | | | | | | | |
| - TOTALE BEVOLKING - | | | | | | | | | | | | | | |
| NATIONALITEITSLAND | | | | | | | | | | | | WOONPLAATS | | |
| ZWITSERLAND | POLEN | JOEGOSLAVIE | TURKIJE | ALGERIJE | MAROKKO | TUNESIE | ZAIRE | V.S.A. | JAPAN | ANDERE | TOTAAL | | | |
| 1 | 7 | - | 82 | - | 24 | 1 | 1 | 7 | - | 17 | 540 | HECHTEL-EKSEL | | |
| - | 33 | 12 | 1.388 | 14 | 905 | 2 | 7 | 6 | - | 84 | 5.330 | HOUTHALEN-HELCHTEREN | | |
| - | 4 | 4 | - | - | 43 | - | - | - | - | 6 | 856 | KINROOI | | |
| - | 8 | 3 | 394 | - | 73 | - | 9 | 11 | - | 50 | 2.066 | LOMMEL | | |
| - | 6 | 2 | 28 | 5 | 365 | 1 | 2 | 8 | - | 31 | 1.716 | MAASEIK | | |
| - | 1 | - | 3 | - | 21 | - | - | 13 | - | 18 | 250 | MEEUWEN-GRUITRODE | | |
| - | 14 | 1 | 94 | 1 | 42 | - | - | 13 | - | 14 | 1.192 | NEERPELT | | |
| - | 2 | - | 22 | 2 | 30 | - | - | 15 | - | 36 | 424 | OVERPELT | | |
| 1 | 2 | - | 52 | - | 17 | - | 1 | 42 | - | 22 | 370 | PEER | | |
| 2 | 110 | 60 | 2.765 | 19 | 658 | - | 18 | 81 | 6 | 379 | 16.983 | ARR. TONGEREN | | |
| - | 6 | 7 | 17 | 3 | 15 | - | - | 3 | - | 32 | 141 | ALKEN | | |
| - | 2 | 2 | 187 | - | 219 | - | 2 | 12 | 1 | 52 | 1.239 | BILZEN | | |
| - | - | - | - | - | 8 | - | - | 1 | - | 26 | 118 | BORGLOON | | |
| - | - | - | - | 1 | 5 | - | - | - | - | 13 | 56 | HEERS | | |
| - | - | - | - | - | - | - | - | - | - | - | - | HERSTAPPE | | |
| - | 5 | 4 | 8 | - | 5 | - | 1 | 2 | - | 13 | 188 | HOESELT | | |
| - | 2 | - | 31 | - | 7 | - | - | - | - | 7 | 128 | KORTESSEM | | |
| - | 10 | 4 | 26 | - | 13 | - | - | 9 | 5 | 42 | 3.767 | LANAKEN | | |
| 1 | 65 | 30 | 2.465 | 3 | 356 | - | - | 23 | - | 77 | 8.390 | MAASMECHELEN | | |
| - | 2 | - | 7 | - | 2 | - | - | 19 | - | 33 | 1.431 | RIEMST | | |
| - | 12 | 7 | 23 | 13 | 27 | - | 14 | 9 | - | 43 | 725 | TONGEREN | | |
| - | 5 | 1 | - | - | - | - | 1 | - | - | 10 | 719 | VOEREN | | |
| 1 | 1 | 5 | - | - | 1 | - | - | 3 | - | 31 | 81 | WELLEN | | |
| 25 | 79 | 84 | 828 | 66 | 144 | 25 | 140 | 60 | 4 | 725 | 10.680 | LUXEMBURG | | |
| 2 | 15 | 22 | 2 | 6 | 54 | 11 | 53 | 15 | 2 | 217 | 4.501 | ARR. AARLEN | | |
| 1 | 8 | 17 | 2 | 6 | 45 | 2 | 36 | 12 | 2 | 136 | 1.712 | AARLEN | | |
| - | 3 | - | - | - | 3 | - | - | 3 | - | 8 | 135 | ATTERT | | |
| 1 | 3 | 5 | - | - | 4 | 9 | 7 | - | - | 47 | 1.913 | AUBANGE | | |
| - | - | - | - | - | - | - | 1 | - | - | 5 | 106 | MARTELANGE | | |
| - | 1 | - | - | - | 2 | - | 9 | - | - | 21 | 635 | MESSANCY | | |
| 2 | 8 | 9 | 190 | 2 | 8 | 1 | 20 | 8 | - | 108 | 1.103 | ARR. BASTENAKEN | | |
| - | 3 | 7 | 174 | 1 | 3 | - | 17 | - | - | 47 | 493 | BASTENAKEN | | |
| - | - | - | - | - | - | - | - | - | - | 7 | 19 | BERTOGNE | | |
| - | - | 2 | - | - | - | - | - | 1 | - | 6 | 36 | FAUVILLERS | | |
| - | - | - | 6 | - | - | - | - | 2 | - | 17 | 148 | GOUVY | | |
| - | 1 | - | - | - | 3 | - | - | 2 | - | 2 | 108 | HOUFFALIZE | | |
| 1 | - | - | 4 | 1 | 2 | 1 | - | - | - | 3 | 53 | SAINTE-ODE | | |
| - | - | - | - | - | - | - | - | 2 | - | 3 | 49 | VAUX-SUR-SURE | | |
| 1 | 4 | - | 6 | - | - | - | 3 | 1 | - | 23 | 197 | VIELSALM | | |
| 7 | 22 | 33 | 311 | 7 | 30 | 11 | 33 | 6 | 1 | 139 | 1.418 | ARR. MARCHE-EN-FAMENNE | | |
| 3 | 8 | 1 | - | 1 | 6 | - | 8 | 1 | 1 | 22 | 234 | DURBUY | | |
| - | - | - | - | - | - | - | 1 | - | - | 8 | 33 | EREZEE | | |
| - | 3 | 1 | 16 | - | 7 | - | - | - | - | 3 | 97 | HOTTON | | |
| 3 | - | 4 | - | 1 | 4 | 5 | - | - | - | 12 | 102 | LA ROCHE-EN-ARDENNE | | |
| - | 1 | 2 | 4 | - | - | - | - | 1 | - | 14 | 78 | MANHAY | | |
| 1 | 4 | 21 | 260 | 4 | 11 | 5 | 23 | 3 | - | 58 | 666 | MARCHE-EN-FAMENNE | | |
| - | 3 | - | 31 | - | 1 | 1 | 1 | - | - | 18 | 124 | NASSOGNE | | |
| - | - | 4 | - | 1 | 1 | - | - | - | - | 41 | 41 | RENDEUX | | |
| - | 3 | - | - | - | - | - | - | 1 | - | 4 | 43 | TENNEVILLE | | |
| 10 | 14 | 11 | 146 | 24 | 39 | 1 | 19 | 10 | - | 140 | 1.341 | ARR. NEUFCHATEAU | | |
| 1 | 2 | - | 81 | 2 | 7 | - | 2 | - | - | 25 | 251 | BERTRIX | | |
| - | 2 | 2 | - | 2 | - | - | 1 | 3 | - | 10 | 272 | BOUILLON | | |
| - | - | - | - | - | - | - | 1 | - | - | 2 | 14 | DAVERDISSE | | |
| - | - | - | - | 1 | 1 | - | - | 1 | - | 3 | 29 | HERBEUMONT | | |
| - | 1 | - | - | - | - | - | - | 5 | - | 8 | 72 | LEGLISE | | |
| 1 | 1 | - | - | - | 2 | - | 2 | - | - | 4 | 67 | LIBIN | | |
| 2 | 2 | - | 56 | 7 | 3 | 1 | 9 | - | - | 22 | 190 | LIBRAMONT-CHEVIGNY | | |
| 2 | 4 | 5 | - | 7 | 23 | - | - | - | - | 21 | 163 | NEUFCHATEAU | | |

| N.I.S. BEVOLKING OP 1-1-1994 | TABEL CO.05 A T | | | | | | | | | | BLZ. 8.- FOL. 1.- | |
|------------------------------------|--|-----------------|----------------|----------------------------------|----------------|----------------|---------|--------|------------------|--------|-------------------------------|-------------------------|
| | VREEMDELINGEN NAAR VOORNAAMSTE NATIONALITEITEN | | | | | | | | | | ALLE ADMINISTRATIEVE EENHEDEN | |
| - TOTALE BEVOLKING - | | | | | | | | | | | | |
| WOONPLAATS | NATIONALITEITSLAND | | | | | | | | | | | |
| | DUITS- LAND | DENE- MARKEN | FRANK- RIJK | VER- ENIGD KONINK- RIJK | LUXEM- BURG | NEDER- LAND | IERLAND | ITALIE | GRIEKEN- LAND | SPANJE | POR- TUGAL | TOTAAL LANDEN EEG |
| PALISEUL | 2 | - | 53 | - | 2 | 5 | - | 2 | - | - | 3 | 67 |
| SAINT-HUBERT | 1 | - | 40 | - | 5 | 6 | - | 3 | - | - | 4 | 59 |
| TELLIN | 10 | - | 12 | 3 | 1 | 11 | - | 2 | - | - | - | 39 |
| WELLIN | 2 | - | 13 | 6 | 4 | 1 | - | 4 | - | 1 | 10 | 41 |
| ARR. VIRTON | 19 | - | 1.417 | 23 | 135 | 37 | 3 | 186 | 5 | 20 | 61 | 1.906 |
| CHINY | 2 | - | 80 | - | 6 | 5 | - | 8 | - | - | - | 101 |
| ETALLE | 2 | - | 65 | 1 | 17 | 3 | - | 5 | - | 7 | 7 | 107 |
| FLORENVILLE | 2 | - | 208 | 1 | 11 | 7 | - | 4 | 3 | 2 | 3 | 241 |
| HABAY | 4 | - | 102 | 3 | 16 | 2 | 1 | 11 | - | 3 | 6 | 148 |
| MEIX-DEVANT-VIRTON | 4 | - | 67 | - | 3 | 3 | - | 9 | - | - | - | 86 |
| MUSSON | 1 | - | 207 | 2 | 34 | 8 | - | 65 | - | - | 11 | 328 |
| ROUVROY | 1 | - | 120 | 3 | 4 | 1 | 2 | 10 | - | - | 1 | 142 |
| SAINT-LEGER | - | - | 75 | 4 | 12 | 2 | - | 9 | 1 | 2 | - | 105 |
| TINTIGNY | 1 | - | 67 | 1 | 3 | 2 | - | 6 | 1 | - | 3 | 84 |
| VIRTON | 2 | - | 426 | 8 | 29 | 4 | - | 59 | - | 6 | 30 | 564 |
| PROV. NAMEN | 283 | 8 | 4.312 | 259 | 179 | 448 | 14 | 7.256 | 224 | 793 | 510 | 14.286 |
| ARR. DINANT | 86 | 2 | 1.276 | 48 | 54 | 208 | 3 | 524 | 16 | 51 | 135 | 2.403 |
| ANHEE | 4 | - | 49 | 3 | 6 | 7 | - | 80 | 1 | 1 | 11 | 162 |
| BEAURAING | 6 | - | 203 | - | 2 | 18 | - | 13 | - | 5 | 6 | 253 |
| BIEVRE | 4 | 1 | 50 | 1 | - | 4 | - | 6 | - | - | 2 | 68 |
| CINEY | 5 | - | 87 | 4 | 13 | 19 | - | 83 | 6 | 16 | 2 | 235 |
| DINANT | 40 | - | 168 | 11 | 8 | 29 | 1 | 66 | 1 | 13 | 9 | 346 |
| GEDINNE | - | - | 70 | 1 | - | 12 | - | 9 | 4 | - | 1 | 97 |
| HAMOIS | 2 | - | 37 | 6 | 2 | 1 | - | 28 | - | 1 | 2 | 79 |
| HASTIERE | 8 | 1 | 201 | 3 | 1 | 12 | - | 39 | - | 2 | 4 | 271 |
| HAVELANGE | - | - | 28 | - | 6 | 13 | - | 3 | - | 1 | 7 | 58 |
| HOUVET | 1 | - | 61 | 3 | 3 | 6 | - | 8 | - | 2 | - | 84 |
| ONHAYE | 1 | - | 32 | 1 | 1 | 2 | - | 12 | - | 2 | 1 | 52 |
| ROCHEFORT | 8 | - | 88 | 4 | 6 | 36 | - | 70 | 1 | 2 | 4 | 219 |
| SOMME-LEUZE | 2 | - | 19 | 5 | 2 | 26 | 1 | 13 | - | 2 | 4 | 74 |
| VRESSE-SUR-SEMOIS | 2 | - | 110 | - | - | 12 | - | 3 | - | - | 3 | 130 |
| VVOIR | 3 | - | 73 | 6 | 4 | 11 | 1 | 91 | 3 | 4 | 79 | 275 |
| ARR. NAMEN | 146 | 5 | 2.059 | 174 | 114 | 200 | 10 | 6.029 | 196 | 661 | 356 | 9.950 |
| ANDENNE | 9 | - | 181 | 8 | 10 | 26 | 1 | 673 | 2 | 164 | 41 | 1.115 |
| ASSESE | - | - | 21 | 1 | 2 | 3 | - | 32 | - | 4 | - | 63 |
| EGHEZEE | 6 | - | 68 | 6 | 6 | 21 | - | 60 | 9 | 6 | 3 | 185 |
| FERNELMONT | 2 | - | 34 | 4 | 2 | 2 | - | 20 | - | 2 | - | 66 |
| FLOREFFE | 3 | - | 56 | - | 1 | - | - | 101 | - | 1 | 1 | 163 |
| FOSSÉS-LA-VILLE | 5 | - | 35 | 1 | 2 | - | - | 138 | 5 | 2 | 1 | 189 |
| GEMBLOUX | 7 | - | 248 | 26 | 20 | 12 | - | 142 | 3 | 12 | 110 | 580 |
| GESVES | 1 | - | 33 | 2 | 1 | 5 | - | 15 | - | 2 | 2 | 61 |
| JEMEPPE-SUR-SAMBRE | 9 | - | 126 | 1 | 6 | 7 | - | 367 | 8 | 38 | 56 | 618 |
| LA BRUYERE | 4 | - | 24 | 4 | - | 2 | 1 | 34 | 1 | 9 | 6 | 85 |
| METTET | 8 | 1 | 67 | 8 | 9 | 4 | - | 145 | 4 | 4 | 3 | 253 |
| NAMEN | 46 | 2 | 837 | 89 | 40 | 87 | 7 | 1.650 | 38 | 204 | 61 | 3.061 |
| OHEY | 2 | 1 | 21 | 2 | 1 | 9 | - | 32 | 1 | 3 | 1 | 73 |
| PROFONDEVILLE | 5 | - | 65 | 4 | 5 | 10 | - | 71 | 6 | 12 | 30 | 208 |
| SAMBREVILLE | 30 | 1 | 178 | 10 | 6 | 7 | - | 2.383 | 115 | 173 | 24 | 2.927 |
| SOMBREFFE | 9 | - | 65 | 8 | 3 | 5 | 1 | 166 | 4 | 25 | 17 | 303 |
| ARR. PHILIPPEVILLE | 51 | 1 | 977 | 37 | 11 | 40 | 1 | 703 | 12 | 81 | 19 | 1.933 |
| CERFONTAINE | 1 | 1 | 31 | 5 | - | 4 | 1 | 24 | - | 3 | 1 | 71 |
| COUVIN | 20 | - | 344 | 1 | 4 | 11 | - | 66 | 1 | 12 | 7 | 466 |
| DOISCHE | 7 | - | 63 | 1 | - | 1 | - | 26 | 2 | - | 1 | 101 |
| FLORENNES | 5 | - | 55 | 21 | 3 | 13 | - | 84 | - | 4 | 2 | 187 |
| PHILIPPEVILLE | 3 | - | 91 | - | 4 | 7 | - | 94 | 5 | 28 | 5 | 237 |
| VIROINVAL | 4 | - | 202 | 4 | - | - | - | 36 | - | 2 | 1 | 249 |
| WALCOURT | 11 | - | 191 | 5 | - | 4 | - | 373 | 4 | 32 | 2 | 622 |

| N.I.S. | | TABEL 00.05 A T | | | | | | | | | | BLZ. 8.-FOL. 2.- | | ALLE ADMINISTRATIEVE EENHEDEN |
|--|-------|-----------------|---------|----------|---------|---------|-------|--------|-------|--------|--------|--------------------|------------|-------------------------------|
| VREEMDELINGEN NAAR VOORNAAMSTE NATIONALITEITEN | | | | | | | | | | | | | | |
| - TOTALE BEVOLKING - | | | | | | | | | | | | | | |
| NATIONALITEITSLAND | | | | | | | | | | | | | WOONPLAATS | |
| ZWITSERLAND | POLEN | JOEGOSLAVIE | TURKIJE | ALGERIJE | MAROKKO | TUNESIE | ZAIRE | V.S.A. | JAPAN | ANDERE | TOTAAL | | | |
| 1 | 1 | - | - | 1 | 1 | - | - | - | - | 11 | 82 | PALISEUL | | |
| 1 | 1 | - | 3 | 4 | 2 | - | 2 | 1 | - | 23 | 96 | SAINT-HUBERT | | |
| 2 | - | 4 | - | - | - | - | 1 | - | - | 2 | 48 | TELLIN | | |
| - | - | - | 6 | - | - | - | 1 | - | - | 9 | 57 | WELLIN | | |
| 4 | 20 | 9 | 179 | 27 | 13 | 1 | 15 | 21 | 1 | 121 | 2.317 | ARR. VIRTON | | |
| - | - | - | - | 4 | - | - | 1 | 2 | - | 5 | 113 | CHINY | | |
| - | 2 | 1 | - | - | - | - | 1 | 2 | 1 | 5 | 119 | ETALLE | | |
| 2 | 1 | 5 | 1 | - | 3 | - | 2 | 2 | - | 17 | 274 | FLORENVILLE | | |
| 1 | 2 | - | - | - | - | - | 1 | 5 | - | 11 | 168 | HABAY | | |
| - | 1 | - | 2 | 1 | - | - | - | 2 | - | 11 | 103 | MEIX-DEVANT-VIRTON | | |
| - | 4 | - | - | 2 | - | 1 | - | 6 | - | 3 | 344 | MUSSON | | |
| - | 5 | - | - | 2 | - | - | - | - | - | 9 | 158 | ROUVROY | | |
| 1 | 3 | 1 | - | - | - | - | 2 | - | - | 5 | 117 | SAINT-LEGER | | |
| - | 2 | - | - | - | 1 | - | - | - | - | 7 | 94 | TINTIGNY | | |
| - | - | 2 | 176 | 18 | 9 | - | 8 | 2 | - | 48 | 827 | VIRTON | | |
| 81 | 156 | 430 | 1.397 | 171 | 1.342 | 134 | 598 | 111 | 5 | 1.914 | 20.625 | PROV. NAMEN | | |
| 26 | 37 | 12 | 6 | 26 | 36 | 7 | 84 | 28 | 1 | 343 | 3.009 | ARR. DINANT | | |
| 4 | - | - | - | 1 | 2 | - | 4 | 3 | - | 25 | 201 | ANHEE | | |
| - | 1 | - | - | 1 | - | - | - | - | - | 14 | 269 | BEAURAING | | |
| - | 7 | - | - | 1 | 1 | - | - | - | - | 7 | 84 | BIEVRE | | |
| 2 | 4 | 3 | 2 | 1 | - | 1 | 33 | 3 | 1 | 52 | 337 | CINEY | | |
| 3 | 5 | 1 | - | 8 | 12 | 3 | 21 | 3 | - | 77 | 479 | DINANT | | |
| - | 3 | - | - | - | 1 | - | - | 1 | - | 5 | 107 | GEDINNE | | |
| - | 1 | - | - | 1 | 2 | - | 4 | - | - | 19 | 106 | HAMOIS | | |
| - | 2 | 1 | - | 5 | 3 | 1 | 3 | 2 | - | 20 | 308 | HASTIERE | | |
| - | 3 | - | - | - | - | - | - | - | - | 12 | 73 | HAVELANGE | | |
| 2 | 1 | - | - | 1 | - | 1 | 3 | - | - | 13 | 105 | HOUYET | | |
| 3 | 4 | - | - | - | 1 | - | - | 3 | - | 7 | 70 | ONHAYE | | |
| 6 | 1 | - | - | 3 | 2 | 1 | 9 | 4 | - | 50 | 295 | ROCHFORT | | |
| 5 | 1 | 1 | 4 | - | - | - | 1 | 2 | - | 7 | 95 | SOMME-LEUZE | | |
| 1 | - | - | - | 3 | - | - | 2 | 2 | - | 5 | 143 | VRESSE-SUR-SEMOIS | | |
| - | 4 | 6 | - | 1 | 12 | - | 4 | 5 | - | 30 | 337 | VVOIR | | |
| 52 | 94 | 414 | 1.382 | 70 | 1.280 | 122 | 499 | 71 | 3 | 1.487 | 15.424 | ARR. NAMEN | | |
| 4 | 3 | 14 | 9 | 19 | 266 | 3 | 6 | 1 | - | 54 | 1.494 | ANDENNE | | |
| - | 1 | - | - | - | 6 | - | - | - | - | 1 | 71 | ASSESE | | |
| 2 | 3 | 2 | 4 | - | 1 | - | 3 | - | - | 19 | 219 | EGHEZEE | | |
| 3 | 1 | - | - | - | 2 | 5 | - | 1 | - | 7 | 85 | FERNELMONT | | |
| 1 | 1 | 10 | 4 | - | 6 | - | 1 | 2 | - | 13 | 201 | FLOREFFE | | |
| - | 4 | - | 2 | 3 | 9 | - | 4 | - | - | 13 | 224 | FOSSES-LA-VILLE | | |
| 1 | 5 | 4 | 20 | 3 | 96 | 35 | 65 | 4 | 1 | 248 | 1.062 | GEMBLoux | | |
| 1 | - | 9 | - | - | - | - | - | 2 | - | 12 | 85 | GESVES | | |
| 2 | 10 | 2 | 1 | 1 | 54 | 11 | 6 | 3 | - | 40 | 748 | JEMEPPE-SUR-SAMBRE | | |
| - | 2 | - | 4 | - | 1 | - | - | 2 | - | 9 | 103 | LA BRUYERE | | |
| 3 | 6 | - | - | 1 | 2 | 1 | 3 | 5 | - | 17 | 291 | METTET | | |
| 22 | 29 | 356 | 1.185 | 31 | 667 | 65 | 367 | 39 | 2 | 941 | 6.765 | NAMEN | | |
| 1 | - | 1 | 1 | - | - | - | - | 1 | - | 3 | 80 | OHEY | | |
| 5 | 2 | 3 | - | 1 | 2 | - | 9 | 3 | - | 34 | 267 | PROFONDEVILLE | | |
| 7 | 23 | 11 | 152 | 11 | 161 | 1 | 18 | 2 | - | 64 | 3.377 | SAMBREVILLE | | |
| - | 4 | 2 | - | - | 7 | 1 | 17 | 6 | - | 12 | 352 | SOMBREFFE | | |
| 3 | 25 | 4 | 9 | 75 | 26 | 5 | 15 | 12 | 1 | 84 | 2.192 | ARR. PHILIPPEVILLE | | |
| - | - | - | - | - | 2 | - | 1 | - | - | 1 | 75 | CERFONTAINE | | |
| 1 | 4 | 2 | 1 | 46 | 2 | 2 | 11 | 2 | 1 | 19 | 557 | COUVIN | | |
| - | 1 | - | - | - | - | - | - | 2 | - | 2 | 106 | DOISCHE | | |
| - | 6 | 1 | - | - | 20 | - | - | 1 | - | 36 | 251 | FLORENNES | | |
| - | 6 | - | - | - | 17 | - | - | 5 | - | 13 | 280 | PHILIPPEVILLE | | |
| 1 | 1 | - | 5 | 8 | 1 | - | - | - | - | 1 | 266 | VIROINVAL | | |
| 1 | 7 | 1 | 3 | 4 | 1 | 3 | 1 | 2 | - | 12 | 657 | WALCOURT | | |

| N.I.S. BEVOLKING OP 1-1-1994 | TABEL 00.05 A T | | | | | | | | | | | BLZ. 9 - FOL. 1 - |
|------------------------------------|--|-----------------|----------------|----------------------------------|----------------|----------------|---------|--------|------------------|--------|---------------|-------------------------------|
| | VREEMDELINGEN NAAR VOORNAAMSTE NATIONALITEITEN | | | | | | | | | | | ALLE ADMINISTRATIEVE EENHEDEN |
| - TOTALE BEVOLKING - | | | | | | | | | | | | |
| WOONPLAATS | NATIONALITEITSLAND | | | | | | | | | | | TOTAAL LANDEN EEG |
| | DUITS- LAND | DENE- MARKEN | FRANK- RIJK | VER- ENIGD KONINK- RIJK | LUXEM- BURG | NEDER- LAND | IERLAND | ITALIE | GRIEKEN- LAND | SPANJE | POR- TUGAL | |
| PROV. OOST-VLAANDEREN | 848 | 57 | 2.356 | 981 | 89 | 5.882 | 73 | 1.127 | 279 | 777 | 191 | 12.660 |
| ARR. AALST | 89 | 4 | 261 | 135 | 4 | 385 | 5 | 234 | 57 | 211 | 25 | 1.410 |
| AALST | 34 | 1 | 86 | 63 | 1 | 151 | 4 | 74 | 38 | 122 | 9 | 583 |
| DENDERLEEUEW | 4 | - | 14 | 9 | - | 29 | - | 10 | 1 | 2 | - | 69 |
| ERPE-MERE | 3 | - | 13 | 6 | - | 21 | - | 11 | 2 | 9 | 1 | 66 |
| GERAARDSBERGEN | 15 | 1 | 40 | 12 | 1 | 65 | - | 54 | 3 | 18 | 1 | 210 |
| HAALTERT | 9 | - | 16 | 9 | 1 | 20 | - | 8 | 3 | 9 | 5 | 80 |
| HERZELE | 1 | 1 | 3 | 4 | - | 24 | - | 7 | - | 2 | 2 | 44 |
| LEDE | 5 | - | 14 | 6 | - | 10 | - | 6 | 2 | 5 | 1 | 49 |
| NINOVE | 12 | 1 | 52 | 15 | 1 | 44 | 1 | 47 | 3 | 41 | 5 | 222 |
| SINT-LIEVENS-HOUTEM | - | - | 10 | - | - | 6 | - | 2 | - | - | - | 18 |
| ZOTTEGEM | 6 | - | 13 | 11 | - | 15 | - | 15 | 5 | 3 | 1 | 69 |
| ARR. DENDERMONDE | 88 | 2 | 98 | 95 | 2 | 369 | 1 | 68 | 42 | 30 | 10 | 805 |
| BERLARE | 11 | - | 5 | 10 | 1 | 19 | - | 5 | - | 1 | 2 | 54 |
| BUGGENHOUT | 3 | - | 7 | 5 | - | 36 | - | 7 | 4 | 1 | - | 63 |
| DENDERMONDE | 30 | - | 26 | 43 | - | 76 | - | 18 | 11 | 5 | 3 | 212 |
| HAMME | 6 | 1 | 6 | 7 | - | 36 | - | 11 | - | 2 | - | 69 |
| LAARNE | 4 | - | 2 | 1 | - | 39 | 1 | 8 | - | 1 | 1 | 57 |
| LEBBEKE | 7 | - | 2 | 4 | - | 12 | - | 3 | 1 | 9 | 4 | 42 |
| WAASMUNSTER | 8 | - | 7 | 9 | - | 79 | - | - | 5 | - | - | 108 |
| WETTEREN | 5 | - | 25 | 7 | - | 34 | - | 7 | 15 | 5 | - | 98 |
| WICHELEN | 6 | - | 2 | 6 | - | 9 | - | - | 5 | 3 | - | 31 |
| ZELE | 8 | 1 | 16 | 3 | 1 | 29 | - | 9 | 1 | 3 | - | 71 |
| ARR. EEKLO | 58 | 1 | 208 | 33 | 16 | 943 | - | 90 | 2 | 15 | 5 | 1.371 |
| ASSENEDE | 10 | - | 22 | 3 | 1 | 186 | - | 6 | - | - | - | 228 |
| EEKLO | 9 | - | 27 | 8 | 4 | 88 | - | 8 | 1 | 2 | 1 | 148 |
| KAPRIJKE | 5 | - | 5 | - | 2 | 38 | - | 1 | - | 1 | - | 52 |
| MALDEGEM | 12 | 1 | 16 | 3 | 1 | 195 | - | 2 | - | 1 | - | 231 |
| SINT-LAUREINS | 1 | - | 3 | 1 | - | 156 | - | 2 | - | 1 | - | 164 |
| ZELZATE | 21 | - | 135 | 18 | 8 | 280 | - | 71 | 1 | 10 | 4 | 548 |
| ARR. GENT | 432 | 39 | 1.209 | 491 | 62 | 2.223 | 34 | 447 | 115 | 428 | 100 | 5.580 |
| AALTER | 7 | 1 | 13 | 4 | - | 26 | - | 1 | - | 1 | - | 53 |
| DEINZE | 14 | - | 49 | 31 | 1 | 71 | - | 23 | 6 | 2 | 5 | 202 |
| DE PINTE | 14 | 1 | 24 | 12 | 2 | 50 | - | 4 | - | 1 | 1 | 109 |
| DESTELBERGEN | 16 | 1 | 15 | 15 | 8 | 56 | - | 17 | 2 | 4 | 1 | 135 |
| EVERGEM | 22 | - | 35 | 13 | 13 | 144 | 2 | 8 | 5 | 4 | - | 246 |
| GAVERE | 5 | 1 | 8 | 6 | - | 13 | - | 5 | 1 | - | 1 | 40 |
| GENT | 267 | 27 | 852 | 342 | 31 | 1.254 | 27 | 325 | 95 | 376 | 86 | 3.682 |
| KNESSELARE | 4 | - | 5 | 2 | - | 20 | - | 2 | - | - | - | 33 |
| LOCHRISTI | 9 | - | 19 | 6 | - | 59 | 1 | 7 | 1 | 11 | - | 113 |
| LOVENDEGEM | 9 | - | 24 | 10 | - | 31 | - | 1 | 1 | 6 | 2 | 84 |
| MELLE | 4 | - | 7 | 6 | 2 | 24 | 1 | 5 | - | 5 | 3 | 57 |
| MERELBEKE | 11 | 3 | 38 | 4 | 1 | 52 | - | 2 | 3 | 7 | - | 121 |
| MOERBEKE | 5 | - | 14 | 6 | 1 | 121 | - | 2 | - | - | - | 149 |
| NAZARETH | 4 | - | 7 | 3 | - | 45 | 3 | 4 | 1 | 1 | - | 68 |
| NEVELE | 5 | - | 1 | 3 | - | 15 | - | - | - | - | - | 24 |
| OOSTERZELE | 5 | - | 7 | 2 | - | 18 | - | 2 | - | 1 | 1 | 36 |
| SINT-MARTENS-LATEM | 11 | 3 | 39 | 8 | - | 82 | - | 15 | - | 6 | - | 164 |
| WAARSCHOOT | 4 | 1 | 4 | 3 | - | 14 | - | 6 | - | - | - | 32 |
| WACHTEBEKE | 8 | - | 14 | 5 | 1 | 108 | - | 13 | - | 2 | - | 151 |
| ZOMERGEM | 7 | - | 3 | 2 | 2 | 10 | - | 3 | - | - | - | 27 |
| ZULTE | 1 | 1 | 31 | 8 | - | 10 | - | 2 | - | 1 | - | 54 |
| ARR. OUDENAARDE | 28 | - | 376 | 62 | 5 | 183 | 5 | 140 | 15 | 12 | 23 | 849 |
| BRAKEL | 6 | - | 18 | 6 | 1 | 12 | 3 | 12 | - | 2 | - | 60 |
| HOREBEKE | - | - | 4 | 3 | - | 2 | - | - | - | - | - | 9 |
| KLUISBERGEN | - | - | 20 | 2 | - | - | - | 4 | - | - | 1 | 27 |
| KRUISSHOUTEM | 1 | - | 4 | - | - | 30 | - | 2 | - | 1 | - | 38 |
| LIERDE | - | - | 6 | 1 | - | 5 | - | 2 | - | - | 1 | 15 |
| MAARKEDAL | 1 | - | 3 | 4 | 1 | 18 | - | 3 | - | - | - | 30 |
| OUDENAARDE | 11 | - | 20 | 15 | 3 | 51 | 1 | 22 | 8 | 2 | 3 | 136 |

| N.I.S. | | TABEL 00.05 A T | | | | | | | | | | BLZ. 9.- FOL. 2.- | | ALLE ADMINISTRATIEVE EENHEDEN |
|--|-------|-----------------|---------|----------|---------|---------|-------|--------|-------|--------|--------|-----------------------|--|-------------------------------|
| VREEMDELINGEN NAAR VOORNAAMSTE NATIONALITEITEN | | | | | | | | | | | | | | |
| - TOTALE BEVOLKING - | | | | | | | | | | | | | | |
| NATIONALITEITSLAND | | | | | | | | | | | | WOONPLAATS | | |
| ZWITSERLAND | POLEN | JOEGOSLAVIE | TURKIJE | ALGERIJE | MAROKKO | TUNESIE | ZAIRE | V.S.A. | JAPAN | ANDERE | TOTAAL | | | |
| 75 | 221 | 186 | 13.738 | 639 | 6.761 | 1.272 | 246 | 224 | 42 | 4.342 | 40.406 | PROV. OOST-VLAANDEREN | | |
| 5 | 22 | 19 | 483 | 34 | 386 | 112 | 65 | 13 | 4 | 436 | 2.989 | ARR. AALST | | |
| 1 | 8 | 6 | 403 | 16 | 258 | 22 | 21 | 8 | 3 | 174 | 1.503 | AALST | | |
| - | 1 | - | 2 | 1 | 8 | - | 5 | - | - | 18 | 104 | DENDERLEEUEW | | |
| - | 2 | 2 | - | - | 9 | - | 4 | 1 | 1 | 27 | 112 | ERPE-MERE | | |
| - | 5 | 6 | 15 | 4 | 28 | 13 | 4 | 1 | - | 62 | 348 | GERAARDSBERGEN | | |
| - | - | - | - | 1 | 3 | 2 | 2 | - | - | 15 | 103 | HAALERT | | |
| - | - | - | 1 | - | 7 | 2 | - | - | - | 2 | 56 | HERZELE | | |
| 2 | 6 | 4 | 4 | - | 5 | 3 | 1 | 1 | - | 29 | 104 | LEDE | | |
| 2 | - | 1 | 51 | 10 | 65 | 69 | 26 | 1 | - | 90 | 537 | NINOVE | | |
| - | - | - | 7 | - | 1 | - | - | - | - | 6 | 32 | SINT-LIEVENS-HOUTEM | | |
| - | - | - | - | 2 | 2 | 1 | 2 | 1 | - | 13 | 90 | ZOTTEGEM | | |
| 10 | 35 | 6 | 1.590 | 60 | 498 | 152 | 22 | 17 | - | 283 | 3.478 | ARR. DENDERMONDE | | |
| 1 | 1 | 2 | 2 | - | 1 | 1 | - | - | - | 17 | 79 | BERLARE | | |
| - | 1 | 3 | - | - | 35 | - | - | 5 | - | 14 | 121 | BUGGENHOUT | | |
| 1 | 12 | - | 41 | 20 | 206 | - | 2 | 5 | - | 90 | 589 | DENDERMONDE | | |
| - | 5 | - | 437 | 1 | 29 | 1 | - | - | - | 26 | 568 | HAMME | | |
| 1 | 2 | - | 19 | - | - | 6 | 6 | 1 | - | 3 | 95 | LAARNE | | |
| - | 4 | - | - | 32 | 86 | 2 | 4 | 1 | - | 35 | 206 | LEBBEKE | | |
| - | 1 | - | 1 | - | 77 | - | 2 | 2 | - | 15 | 206 | WAASMUNSTER | | |
| 7 | 6 | - | 99 | 5 | 19 | 135 | 3 | 2 | - | 36 | 410 | WETTEREN | | |
| - | 1 | 1 | 5 | - | 5 | 6 | - | 1 | - | 21 | 71 | WICHELEN | | |
| - | 2 | - | 986 | 2 | 40 | 1 | 5 | - | - | 26 | 1.133 | ZELE | | |
| 2 | 14 | 3 | 26 | 28 | 30 | 15 | 2 | 5 | - | 173 | 1.669 | ARR. EEKLO | | |
| - | 2 | 1 | 2 | 1 | 2 | 1 | - | - | - | 13 | 250 | ASSENEDE | | |
| 2 | 3 | 2 | 21 | 3 | 2 | 7 | 2 | 1 | - | 67 | 258 | EEKLO | | |
| - | - | - | - | - | - | - | - | - | - | 11 | 63 | KAPRIJKE | | |
| - | 6 | - | 1 | 1 | - | 5 | - | - | - | 27 | 271 | MALDEGEM | | |
| - | - | - | - | 4 | - | - | - | 1 | - | 5 | 174 | SINT-LAUREINS | | |
| - | 3 | - | 2 | 19 | 26 | 2 | - | 3 | - | 50 | 653 | ZELZATE | | |
| 45 | 116 | 89 | 9.025 | 408 | 1.810 | 552 | 74 | 131 | 34 | 2.712 | 20.576 | ARR. GENT | | |
| - | 4 | 4 | - | 1 | - | - | - | 4 | - | 25 | 91 | AALTER | | |
| 3 | 8 | - | 14 | - | 78 | 10 | - | 2 | - | 65 | 382 | DEINZE | | |
| - | 2 | - | - | - | 2 | - | 4 | 4 | 5 | 29 | 155 | DE PINTE | | |
| 5 | 2 | 1 | 9 | 3 | 2 | 3 | 4 | 3 | - | 25 | 192 | DESTELBERGEN | | |
| 5 | 6 | - | - | 2 | 6 | 3 | - | 2 | - | 62 | 332 | EVERGEM | | |
| - | 2 | - | - | - | - | 6 | - | 2 | - | 10 | 60 | GAVERE | | |
| 17 | 73 | 67 | 8.902 | 380 | 1.688 | 510 | 65 | 88 | 21 | 2.293 | 17.786 | GENT | | |
| 1 | - | 1 | - | - | - | 8 | - | - | - | 7 | 50 | KNESSELARE | | |
| - | 6 | 4 | - | 2 | - | - | - | 6 | - | 19 | 150 | LOCHRISTI | | |
| 2 | 1 | - | - | 1 | 1 | - | - | 2 | - | 7 | 98 | LOVENDEGEM | | |
| 1 | 2 | 4 | 2 | 11 | 1 | 3 | - | 4 | - | 10 | 95 | MELLE | | |
| 1 | 2 | 6 | 1 | - | 4 | 2 | - | 6 | - | 18 | 161 | MERELBEKE | | |
| 1 | - | - | - | - | 7 | - | - | - | 1 | 2 | 160 | MOERBEKE | | |
| - | 4 | - | - | - | 2 | - | - | 1 | - | 20 | 95 | NAZARETH | | |
| - | - | 1 | - | 1 | - | 1 | - | 1 | - | 8 | 35 | NEVELE | | |
| 1 | 2 | - | 1 | - | 5 | - | - | 2 | - | 16 | 63 | OOSTERZELE | | |
| 4 | - | 1 | - | - | - | 2 | - | 3 | 7 | 52 | 233 | SINT-MARTENS-LATEM | | |
| - | 2 | - | - | - | 1 | - | - | - | - | 7 | 42 | WAARSCHOOT | | |
| 3 | - | - | 14 | 7 | - | - | - | 1 | - | 19 | 195 | WACHTEBEKE | | |
| - | - | - | - | - | - | - | - | 1 | - | 10 | 38 | ZOMERGEM | | |
| 1 | - | - | 82 | - | 13 | 5 | - | - | - | 8 | 163 | ZULTE | | |
| 6 | 10 | 18 | 77 | 44 | 780 | 363 | 54 | 20 | 2 | 134 | 2.357 | ARR. OUDENAARDE | | |
| 2 | - | 4 | - | - | 3 | - | 2 | - | - | 13 | 84 | BRAKEL | | |
| - | - | - | - | - | - | - | - | 1 | - | 3 | 13 | HOREBEKE | | |
| 1 | - | - | - | - | - | 3 | - | 1 | - | 4 | 36 | KLUISBERGEN | | |
| - | - | - | - | - | 3 | 8 | - | 2 | - | 3 | 54 | KRUISSHOUTEM | | |
| - | - | - | 5 | - | 2 | 2 | - | - | - | 1 | 25 | LIERDE | | |
| - | - | - | - | - | - | - | - | 3 | - | 33 | 33 | MAARKEDAL | | |
| 1 | 6 | 1 | 71 | 2 | 14 | 7 | 5 | 8 | 2 | 41 | 294 | OUDENAARDE | | |

| WOONPLAATS | NATIONALITEITSLAND | | | | | | | | | | | TOTAAL LANDEN EEG |
|-----------------------|--------------------|-----------------|----------------|----------------------------------|----------------|----------------|---------|--------|------------------|--------|---------------|-------------------------|
| | DUITS- LAND | DENE- MARKEN | FRANK- RIJK | VER- ENIGD KONINK- RIJK | LUXEM- BURG | NEDER- LAND | IERLAND | ITALIE | GRIEKEN- LAND | SPANJE | POR- TUGAL | |
| RONSE | 7 | - | 283 | 18 | - | 37 | - | 91 | 7 | 7 | 18 | 468 |
| WORTEGEM-PETEGEM | - | - | 2 | 5 | - | 3 | - | 1 | - | - | - | 11 |
| ZINGEM | 1 | - | 3 | 3 | - | 18 | 1 | 1 | - | - | - | 27 |
| ZWALM | 1 | - | 13 | 5 | - | 7 | - | 2 | - | - | - | 28 |
| ARR. SINT-NIKLAAS | 153 | 11 | 204 | 165 | - | 1.779 | 28 | 148 | 48 | 81 | 28 | 2.645 |
| BEVEREN | 24 | 5 | 57 | 45 | - | 336 | 7 | 20 | 5 | 8 | 6 | 513 |
| KRUIBEKE | 13 | 1 | 21 | 20 | - | 37 | 1 | 7 | - | - | - | 100 |
| LOKEREN | 20 | 2 | 14 | 19 | - | 132 | 6 | 28 | 6 | 53 | 1 | 281 |
| SINT-GILLIS-WAAS | 10 | - | 18 | 5 | - | 304 | - | 3 | 2 | 4 | - | 346 |
| SINT-NIKLAAS | 41 | 2 | 59 | 34 | - | 454 | 11 | 46 | 29 | 12 | 18 | 706 |
| STEKENE | 21 | 1 | 16 | 23 | - | 434 | 2 | 14 | 1 | 2 | 1 | 515 |
| TEMSE | 24 | - | 19 | 19 | - | 82 | 1 | 30 | 5 | 2 | 2 | 184 |
| PROV. WEST-VLAANDEREN | 782 | 38 | 5.688 | 1.167 | 64 | 2.468 | 73 | 632 | 127 | 210 | 341 | 11.590 |
| ARR. BRUGGE | 301 | 26 | 557 | 330 | 25 | 1.287 | 22 | 191 | 45 | 83 | 69 | 2.936 |
| BEERNEM | 5 | - | 5 | 2 | - | 22 | - | 3 | - | 1 | 2 | 40 |
| BLANKENBERGE | 27 | 1 | 69 | 39 | 3 | 75 | - | 31 | 5 | 6 | 4 | 260 |
| BRUGGE | 179 | 17 | 251 | 192 | 11 | 521 | 12 | 78 | 33 | 61 | 25 | 1.380 |
| DAMME | 4 | - | 5 | 2 | - | 56 | - | - | 1 | - | - | 68 |
| JABBEKE | 10 | - | 17 | 3 | - | 48 | 3 | 1 | 1 | - | 1 | 84 |
| KNOKKE-HEIST | 48 | 3 | 144 | 70 | 10 | 487 | 1 | 69 | 3 | 12 | 31 | 878 |
| OOSTKAMP | 15 | - | 15 | 8 | 1 | 22 | 6 | 5 | 1 | - | - | 73 |
| TORHOUT | 2 | - | 16 | 9 | - | 12 | - | 2 | 1 | 2 | 3 | 47 |
| ZEDELGEM | 11 | 5 | 31 | 5 | - | 26 | - | 2 | - | 1 | 3 | 84 |
| ZUIENKERKE | - | - | 4 | - | - | 18 | - | - | - | - | - | 22 |
| ARR. DIKSMUIDE | 8 | 1 | 80 | 16 | - | 35 | 1 | 1 | - | 2 | 6 | 150 |
| DIKSMUIDE | 3 | - | 27 | 6 | - | 10 | 1 | 1 | - | - | 1 | 49 |
| HOUTHULST | 4 | - | 26 | - | - | 7 | - | - | - | - | 2 | 39 |
| KOEKELARE | 1 | - | 7 | 4 | - | 10 | - | - | - | 1 | 2 | 25 |
| KORTEMARK | - | 1 | 12 | 2 | - | 3 | - | - | - | 1 | 1 | 20 |
| LO-RENINGE | - | - | 8 | 4 | - | 5 | - | - | - | - | - | 17 |
| ARR. IEPER | 32 | - | 1.283 | 161 | - | 70 | 7 | 19 | 3 | 25 | 34 | 1.634 |
| HEUVELLAND | 3 | - | 301 | 9 | - | 16 | - | - | - | - | 1 | 330 |
| IEPER | 22 | - | 239 | 107 | - | 24 | 4 | 12 | 2 | 16 | 20 | 446 |
| LANGEMARK-POELKAPELLE | 3 | - | 19 | 10 | - | - | - | - | - | 1 | - | 33 |
| MESEN | - | - | 67 | - | - | - | - | - | - | - | 1 | 68 |
| POPERINGE | 1 | - | 214 | 31 | - | 14 | - | - | - | 2 | - | 262 |
| VLETEREN | - | - | 14 | 1 | - | 7 | - | - | - | - | - | 22 |
| WERVIK | 1 | - | 397 | 2 | - | 3 | 3 | 2 | 1 | 6 | 9 | 424 |
| ZONNEBEKE | 2 | - | 32 | 1 | - | 6 | - | 5 | - | - | 3 | 49 |
| ARR. KORTRIJK | 108 | 2 | 2.137 | 144 | 5 | 326 | 15 | 173 | 32 | 59 | 82 | 3.083 |
| ANZEGEM | 6 | - | 13 | 3 | - | 7 | - | 16 | - | 1 | 1 | 47 |
| AVELGEM | - | - | 42 | - | - | 7 | - | 5 | - | 1 | 4 | 59 |
| DEERLIJK | 2 | - | 10 | 1 | - | 7 | - | 5 | - | - | 4 | 29 |
| HARELBEKE | 15 | - | 71 | 16 | 1 | 28 | 1 | 10 | 1 | 4 | 1 | 148 |
| KORTRIJK | 36 | - | 478 | 82 | 3 | 140 | 11 | 70 | 23 | 25 | 22 | 890 |
| KUURNE | 4 | - | 44 | - | - | 20 | - | 6 | - | 2 | - | 76 |
| LENDELEDE | 5 | - | 9 | 1 | - | 1 | - | 2 | - | 1 | - | 19 |
| MENEN | 10 | - | 1.127 | 4 | - | 35 | 1 | 22 | 4 | 18 | 11 | 1.232 |
| SPIERE-HELKIJN | - | - | 70 | - | - | 1 | - | 1 | - | - | 5 | 77 |
| WAREGEM | 12 | 2 | 54 | 20 | 1 | 51 | 1 | 18 | 4 | 3 | 6 | 172 |
| WEVELGEM | 14 | - | 153 | 10 | - | 15 | 1 | 12 | - | 1 | 8 | 214 |
| ZWEVEGEM | 4 | - | 66 | 7 | - | 14 | - | 6 | - | 3 | 20 | 120 |
| ARR. OOSTENDE | 177 | 4 | 528 | 405 | 29 | 409 | 9 | 135 | 22 | 23 | 78 | 1.819 |
| BREDENE | 15 | - | 26 | 24 | 1 | 27 | 2 | 5 | 1 | 3 | 4 | 108 |
| DE HAAN | 28 | 2 | 22 | 26 | 3 | 78 | - | 13 | - | - | 2 | 174 |
| GISTEL | 5 | - | 13 | 13 | 1 | 8 | - | - | 1 | - | 4 | 45 |
| ICHTEGEM | 3 | - | 35 | 1 | 1 | 15 | - | 1 | 1 | - | 1 | 58 |
| MIDDELKERKE | 34 | - | 57 | 32 | 4 | 49 | 2 | 15 | 1 | - | 4 | 198 |
| OOSTENDE | 90 | 2 | 365 | 296 | 19 | 220 | 4 | 101 | 18 | 20 | 63 | 1.198 |
| OUDENBURG | 2 | - | 10 | 13 | - | 12 | 1 | - | - | - | - | 38 |

| N.I.S. | | TABEL 00.05 A T | | | | | | | | | | BLZ. 10.- FOL. 2.- | | ALLE ADMINISTRATIEVE EENHEDEN |
|--|-------|-----------------|---------|----------|---------|---------|-------|--------|-------|--------|--------|-----------------------|------------|-------------------------------|
| VREEMDELINGEN NAAR VOORNAAMSTE NATIONALITEITEN | | | | | | | | | | | | | | |
| - TOTALE BEVOLKING - | | | | | | | | | | | | | | |
| NATIONALITEITSLAND | | | | | | | | | | | | | WOONPLAATS | |
| ZWITSERLAND | POLEN | JOEGOSLAVIE | TURKIJE | ALGERIJE | MAROKKO | TUNESIE | ZAIRE | V.S.A. | JAPAN | ANDERE | TOTAAL | | | |
| 2 | 4 | 13 | 1 | 42 | 757 | 343 | 44 | 4 | - | 53 | 1.731 | RONSE | | |
| - | - | - | - | - | 1 | - | - | 1 | - | 1 | 14 | WORTEGEM-PETEGEM | | |
| - | - | - | - | - | - | - | - | - | - | 12 | 39 | ZINGEM | | |
| - | - | - | - | - | - | - | 3 | - | - | 3 | 34 | ZWALM | | |
| 7 | 24 | 51 | 2.537 | 65 | 3.257 | 78 | 29 | 38 | 2 | 604 | 9.337 | ARR. SINT-NIKLAAS | | |
| - | 7 | 3 | 22 | 1 | 16 | 4 | 3 | 8 | 1 | 93 | 671 | BEVEREN | | |
| - | - | 11 | 146 | - | 10 | - | - | - | - | 35 | 302 | KRUIBEKE | | |
| 2 | 4 | 1 | 776 | 28 | 1.376 | 1 | 9 | 6 | - | 82 | 2.566 | LOKEREN | | |
| - | 1 | 5 | 168 | - | 9 | - | - | 2 | - | 30 | 561 | SINT-GILLIS-WAAS | | |
| 3 | 8 | 23 | 875 | 29 | 1.270 | 15 | 16 | 14 | 1 | 280 | 3.240 | SINT-NIKLAAS | | |
| - | 3 | 5 | 54 | 2 | 10 | - | - | 2 | - | 41 | 632 | STEKENE | | |
| 2 | 1 | 3 | 496 | 5 | 566 | 58 | 1 | 6 | - | 43 | 1.365 | TEMSE | | |
| 68 | 116 | 150 | 356 | 321 | 1.361 | 238 | 196 | 215 | 90 | 3.148 | 17.849 | PROV. WEST-VLAANDEREN | | |
| 35 | 48 | 54 | 30 | 48 | 59 | 62 | 65 | 80 | 35 | 835 | 4.287 | ARR. BRUGGE | | |
| - | - | - | - | - | - | 6 | - | - | - | 10 | 56 | BEERNEM | | |
| 3 | 9 | 7 | 3 | 3 | 5 | 3 | 10 | 4 | - | 81 | 388 | BLANKENBERGE | | |
| 18 | 15 | 38 | 22 | 26 | 21 | 23 | 52 | 37 | 26 | 536 | 2.194 | BRUGGE | | |
| - | - | - | 3 | 1 | - | - | - | 6 | - | 9 | 87 | DAMME | | |
| - | - | - | - | - | - | - | - | - | 9 | 24 | 117 | JABBEKE | | |
| 13 | 4 | 8 | 2 | 3 | 27 | 28 | 1 | 28 | - | 97 | 1.089 | KNOKE-HEIST | | |
| - | 2 | - | - | 7 | - | 1 | - | 1 | - | 31 | 115 | OOSTKAMP | | |
| - | 13 | 1 | - | - | 2 | 1 | - | 1 | - | 30 | 95 | TORHOUT | | |
| 1 | 5 | - | - | 3 | 4 | - | 2 | 3 | - | 17 | 119 | ZEDELGEM | | |
| - | - | - | - | 5 | - | - | - | - | - | - | 27 | ZUIENKERKE | | |
| - | - | 1 | 21 | 11 | 3 | - | 3 | 1 | - | 92 | 282 | ARR. DIKSMUIDE | | |
| - | - | - | - | 9 | - | - | - | - | - | 57 | 115 | DIKSMUIDE | | |
| - | - | 1 | 10 | 1 | 1 | - | - | - | - | 3 | 55 | HOETHULST | | |
| - | - | - | 5 | 1 | 1 | - | - | - | - | 21 | 53 | KOEKELARE | | |
| - | - | - | - | - | - | - | 3 | 1 | - | 5 | 29 | KORTEMARK | | |
| - | - | - | 6 | - | 1 | - | - | - | - | 6 | 30 | LO-RENINGE | | |
| - | 8 | - | 26 | 9 | 9 | 12 | 11 | 17 | 2 | 140 | 1.868 | ARR. IEPER | | |
| - | 1 | - | - | - | - | - | - | - | - | 12 | 343 | HEUVELLAND | | |
| - | 2 | - | 16 | 8 | 3 | 6 | - | 6 | 1 | 72 | 560 | IEPER | | |
| - | - | - | - | - | - | - | - | - | - | 13 | 46 | LANGEMARK-POELKAPELLE | | |
| - | - | - | - | - | 1 | - | - | - | - | - | 69 | MESEN | | |
| - | 3 | - | - | - | - | 1 | 1 | 8 | - | 15 | 290 | POPERINGE | | |
| - | - | - | - | 1 | - | - | - | - | - | - | 23 | VLETEREN | | |
| - | 1 | - | - | - | 3 | - | 10 | 1 | - | 26 | 465 | WERVIK | | |
| - | 1 | - | 10 | - | 2 | 5 | - | 2 | 1 | 2 | 72 | ZONNEBEKE | | |
| 10 | 20 | 13 | 130 | 137 | 965 | 106 | 53 | 45 | 17 | 935 | 5.514 | ARR. KORTRIJK | | |
| - | 2 | - | 5 | - | 1 | 2 | - | - | - | 4 | 61 | ANZEGEM | | |
| - | 2 | - | 11 | 15 | 17 | 3 | 10 | - | - | 29 | 146 | AVELGEM | | |
| - | - | - | 5 | 8 | 1 | 8 | - | - | 1 | 7 | 59 | DEERLIJK | | |
| 1 | - | 3 | 1 | 1 | 43 | 2 | - | 2 | - | 101 | 302 | HARELBEKE | | |
| 5 | 7 | 8 | 33 | 83 | 596 | 31 | 26 | 25 | 2 | 446 | 2.152 | KORTRIJK | | |
| - | 1 | 2 | - | 3 | 8 | 2 | 1 | 1 | - | 70 | 164 | KURNE | | |
| - | - | - | - | 5 | 2 | 3 | - | - | - | 11 | 40 | LENDELEDE | | |
| 1 | 2 | - | 1 | 10 | 34 | 6 | 8 | 5 | 1 | 76 | 1.376 | MENEN | | |
| 1 | - | - | - | - | 4 | - | - | - | - | 2 | 84 | SPIERE-HELKIJN | | |
| - | 2 | - | 68 | 2 | 228 | 43 | 7 | 5 | 11 | 69 | 607 | WAREGEM | | |
| - | 3 | - | 2 | 5 | 22 | 2 | 1 | 2 | 2 | 66 | 319 | WEVELGEM | | |
| 2 | 1 | - | 4 | 5 | 9 | 4 | - | 5 | - | 54 | 204 | ZWEVEGEM | | |
| 9 | 17 | 61 | 17 | 65 | 35 | 13 | 49 | 34 | 31 | 574 | 2.724 | ARR. OOSTENDE | | |
| 1 | - | 23 | 6 | 2 | - | - | 3 | 6 | 3 | 59 | 211 | BREDENE | | |
| 2 | - | 5 | - | - | - | - | 5 | - | 1 | 34 | 221 | DE HAAN | | |
| - | 2 | - | - | - | - | - | - | 1 | - | 11 | 59 | GISTEL | | |
| - | - | 1 | 1 | - | - | - | - | - | - | 13 | 73 | ICHTEGEM | | |
| 3 | 1 | 2 | - | - | 3 | - | 6 | 4 | - | 79 | 296 | MIDDELKERKE | | |
| 3 | 14 | 30 | 10 | 63 | 32 | 13 | 35 | 23 | 25 | 364 | 1.810 | OOSTENDE | | |
| - | - | - | - | - | - | - | - | - | 2 | 14 | 54 | OUDENBURG | | |

| WOONPLAATS | NATIONALITEITSLAND | | | | | | | | | | | TOTAAL LANDEN EEG |
|----------------|--------------------|-----------------|----------------|----------------------------------|----------------|----------------|---------|--------|------------------|--------|---------------|-------------------------|
| | DUITS- LAND | DENE- MARKEN | FRANK- RIJK | VER- ENIGD KONINK- RIJK | LUXEM- BURG | NEDER- LAND | IERLAND | ITALIE | GRIEKEN- LAND | SPANJE | POR- TUGAL | |
| ARR. ROESELARE | 35 | 5 | 216 | 55 | 1 | 119 | 15 | 42 | 17 | 10 | 27 | 542 |
| HOOGLEDE | - | - | 6 | 6 | - | 9 | - | 1 | 1 | - | 3 | 26 |
| INGELMUNSTER | 3 | - | 20 | - | - | 5 | - | - | - | 1 | 2 | 31 |
| IZEGEM | 6 | - | 46 | 2 | 1 | 22 | - | 8 | - | 1 | 1 | 87 |
| LEDEGEM | - | - | 20 | 1 | - | 6 | - | - | - | - | 1 | 28 |
| LICHTERVELDE | - | - | 9 | 4 | - | 8 | - | 1 | - | 1 | 1 | 24 |
| MOORSLEDE | 2 | - | 30 | 2 | - | 6 | - | 3 | - | 1 | - | 44 |
| ROESELARE | 23 | 5 | 82 | 39 | - | 61 | 9 | 27 | 16 | 6 | 18 | 286 |
| STADEN | 1 | - | 3 | 1 | - | 2 | 6 | 2 | - | - | 1 | 16 |
| ARR. TIELT | 35 | - | 77 | 11 | 1 | 85 | 2 | 14 | - | 4 | 7 | 236 |
| ARDOOIE | 2 | - | 6 | - | - | 5 | - | 2 | - | 1 | 2 | 18 |
| DENTERGEM | - | - | 24 | - | - | 2 | - | - | - | - | - | 26 |
| MEULEBEKE | 5 | - | 11 | 3 | - | 10 | 1 | 3 | - | 2 | - | 35 |
| OOSTROZEBEKE | 3 | - | 9 | - | - | 7 | - | - | - | - | - | 19 |
| PITTEM | - | - | 3 | - | - | 4 | - | 1 | - | - | - | 8 |
| RUISELEDE | 5 | - | 1 | - | - | 12 | - | 1 | - | - | 1 | 20 |
| TIELT | 10 | - | 9 | 4 | 1 | 20 | 1 | 6 | - | 1 | - | 52 |
| WIELSBEKE | 6 | - | 5 | 1 | - | 4 | - | - | - | - | 1 | 17 |
| WINGENE | 4 | - | 9 | 3 | - | 21 | - | 1 | - | - | 3 | 41 |
| ARR. VEURNE | 86 | - | 810 | 45 | 3 | 137 | 2 | 57 | 8 | 4 | 38 | 1.190 |
| ALVERINGEM | 3 | - | 54 | - | - | 5 | - | 1 | - | - | 1 | 64 |
| DE PANNE | 23 | - | 354 | 6 | 1 | 29 | - | 32 | 2 | 1 | 17 | 465 |
| KOKSIJDE | 45 | - | 271 | 20 | 2 | 61 | 1 | 16 | 6 | 2 | 18 | 442 |
| NIEUWPOORT | 12 | - | 57 | 10 | - | 22 | 1 | 6 | - | 1 | 2 | 111 |
| VEURNE | 3 | - | 74 | 9 | - | 20 | - | 2 | - | - | - | 108 |

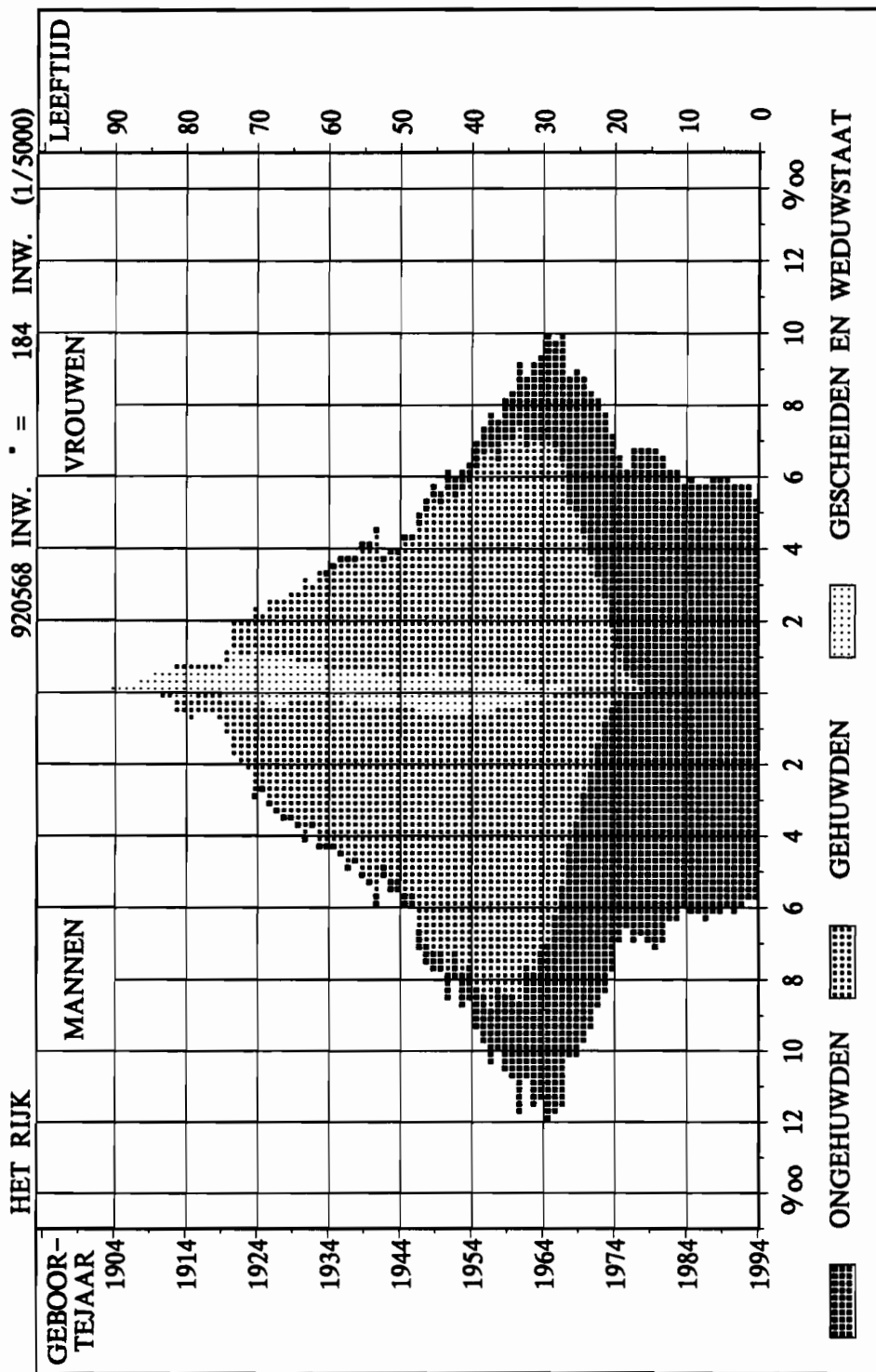
| N.I.S. | | TABEL 00.05 A T | | | | | | | | | | BLZ. 11.- FOL. 2.- | | ALLE ADMINISTRATIEVE EENHEDEN |
|--|-------|-----------------|---------|----------|---------|----------|-------|--------|-------|--------|--------|--------------------|--|-------------------------------|
| VREEMDELINGEN NAAR VOORNAAMSTE NATIONALITEITEN | | | | | | | | | | | | | | |
| - TOTALE BEVOLKING - | | | | | | | | | | | | | | |
| NATIONALITEITSLAND | | | | | | | | | | | | WOONPLAATS | | |
| ZWITSERLAND | POLEN | JOEGOSLAVIE | TURKIJE | ALGERIJE | MAROKKO | TUNESIJE | ZAIRE | V.S.A. | JAPAN | ANDERE | TOTAAL | | | |
| 2 | 13 | 4 | 25 | 42 | 62 | 21 | 7 | 13 | 2 | 275 | 1.008 | ARR. ROESELARE | | |
| - | - | - | - | 1 | 1 | 1 | - | 1 | 1 | 7 | 38 | HOOGLEDE | | |
| 2 | - | - | - | 2 | 5 | 1 | - | - | - | 24 | 65 | INGELMUNSTER | | |
| - | 3 | - | - | 7 | 15 | 1 | - | - | - | 49 | 162 | IZEGEM | | |
| - | - | - | - | - | 1 | - | - | - | - | 10 | 39 | LEDEGEM | | |
| - | - | - | 7 | - | - | - | - | 1 | - | 5 | 37 | LICHTERVELDE | | |
| - | - | - | - | 2 | - | - | - | 1 | - | 2 | 49 | MOORSLEDE | | |
| - | 9 | 4 | 17 | 29 | 39 | 17 | 7 | 8 | 1 | 170 | 587 | ROESELARE | | |
| - | 1 | - | 1 | 1 | 1 | 1 | - | 2 | - | 8 | 31 | STADEN | | |
| 7 | 8 | 12 | 101 | 6 | 227 | 19 | 1 | 15 | 3 | 99 | 734 | ARR. TIELT | | |
| - | 1 | - | - | 2 | - | 7 | - | 3 | - | 3 | 34 | ARDOOIE | | |
| - | - | - | - | - | 70 | - | - | - | - | 4 | 100 | DENTERGEM | | |
| - | - | - | 64 | 1 | 11 | - | - | - | - | 11 | 122 | MEULEBEKE | | |
| - | - | - | - | - | 17 | 1 | - | 1 | 3 | 16 | 57 | OOSTROZEBEKE | | |
| - | - | - | - | - | 2 | - | - | 3 | - | 3 | 16 | PITTEM | | |
| - | - | - | - | - | - | - | - | 1 | - | 8 | 29 | RUISELEDE | | |
| 7 | 2 | 12 | 36 | 1 | 4 | 1 | 1 | 7 | - | 31 | 154 | TIELT | | |
| - | 1 | - | 1 | 2 | 123 | 10 | - | - | - | 13 | 167 | WIELSBEKE | | |
| - | 4 | - | - | - | - | - | - | - | - | 10 | 55 | WINGENE | | |
| 5 | 2 | 5 | 6 | 3 | 1 | 5 | 7 | 10 | - | 198 | 1.432 | ARR. VEURNE | | |
| - | - | - | - | - | - | - | - | - | - | - | 64 | ALVERINGEM | | |
| - | 1 | - | - | 2 | - | 5 | - | 1 | - | 67 | 541 | DE PANNE | | |
| 2 | 1 | 2 | 1 | 1 | 1 | - | 6 | 7 | - | 63 | 526 | KOKSIJDE | | |
| 3 | - | 3 | - | - | - | - | 1 | 2 | - | 56 | 176 | NIEUWPOORT | | |
| - | - | - | 5 | - | - | - | - | - | - | 12 | 125 | VEURNE | | |

VREEMDELINGEN

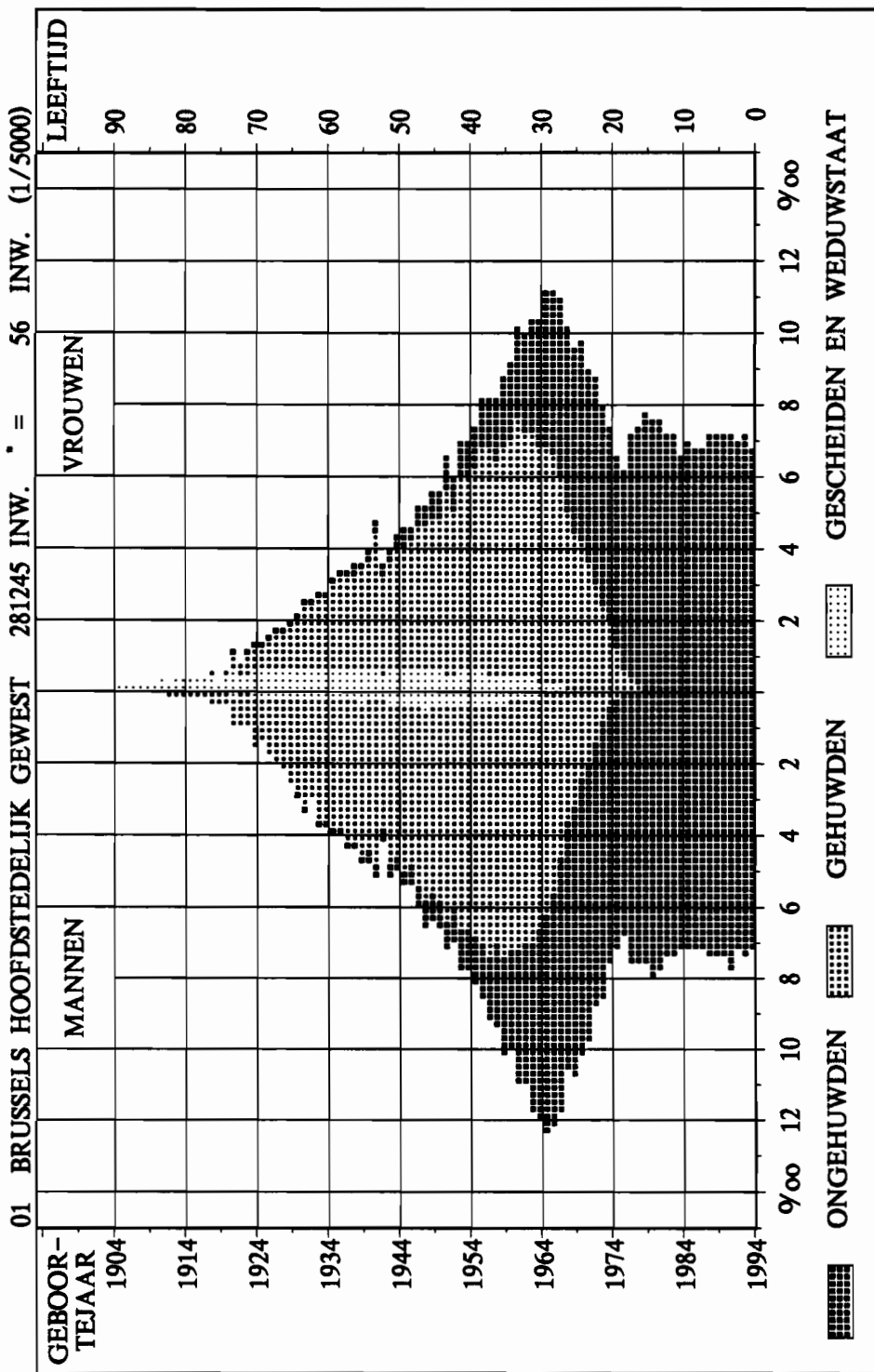
RIJK
GEWESTEN
PROVINCIES

A. LEEFTIJDSPIRAMIDES OP 1-1-94

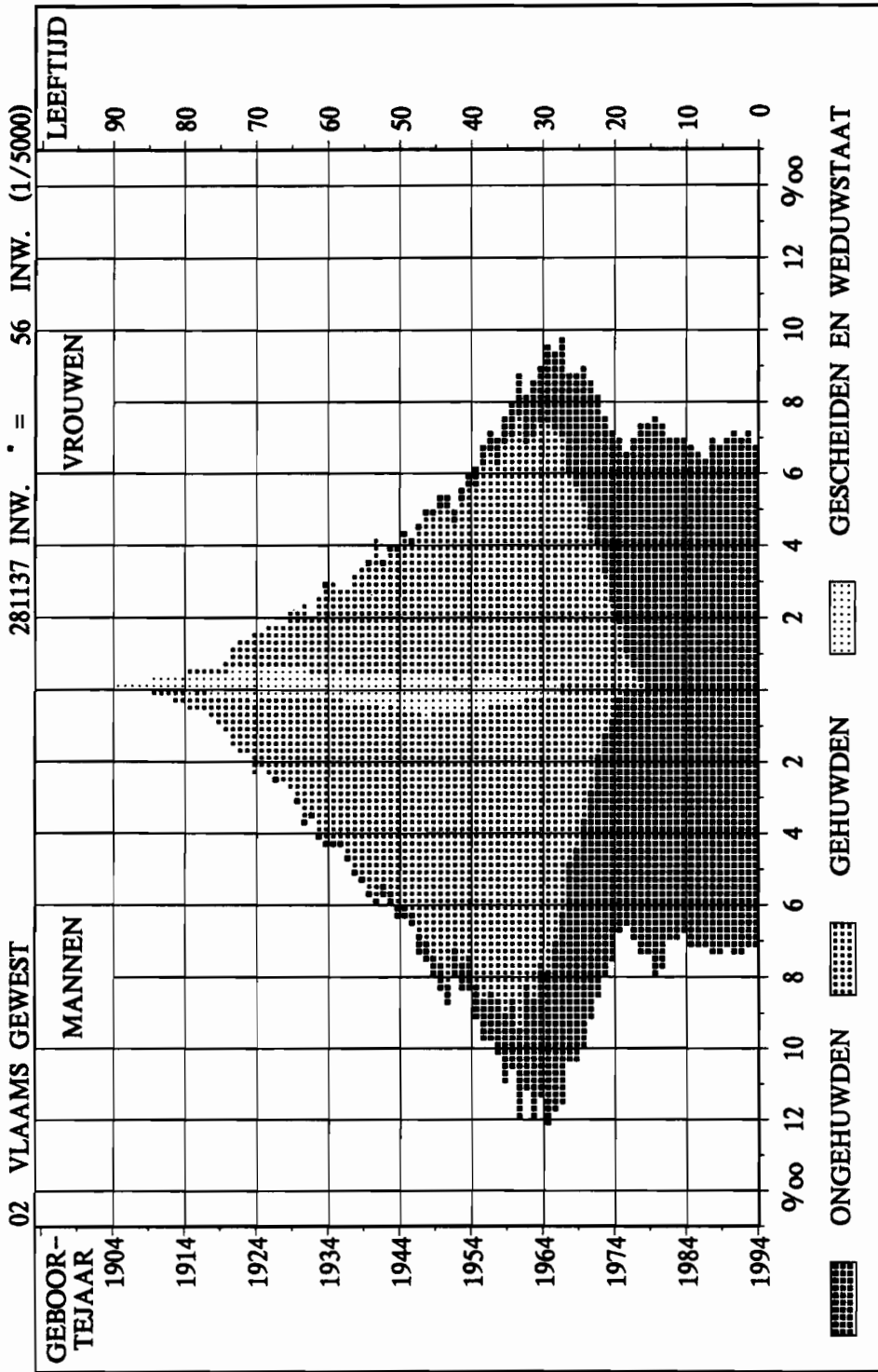
VREEMDELINGEN PER LEEFTIJD, GESLACHT EN BURG. STAAT OP 1-1-94



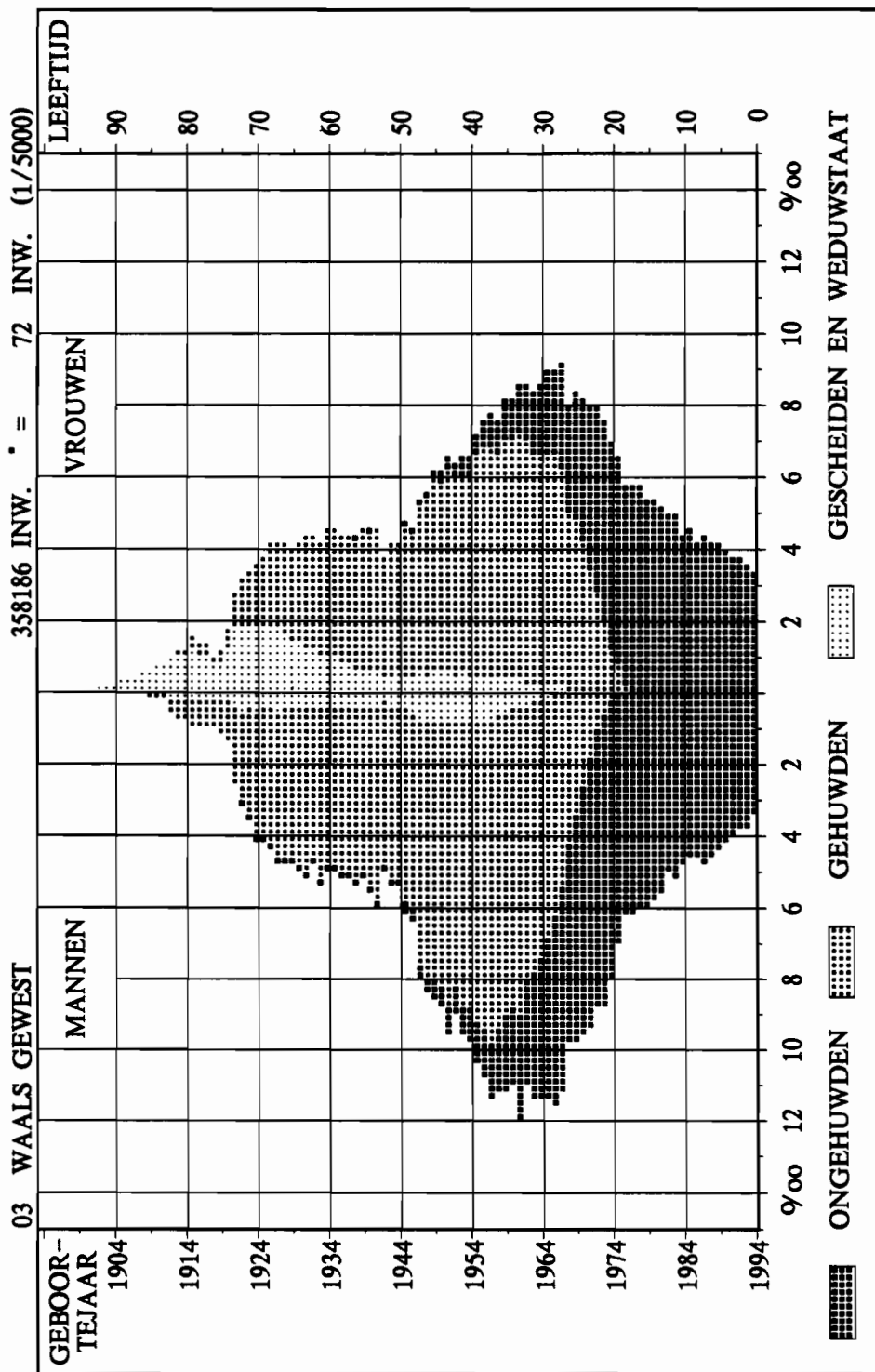
VREEMDELINGEN PER LEEFTIJD, GESLACHT EN BURG. STAAT OP 1-1-94



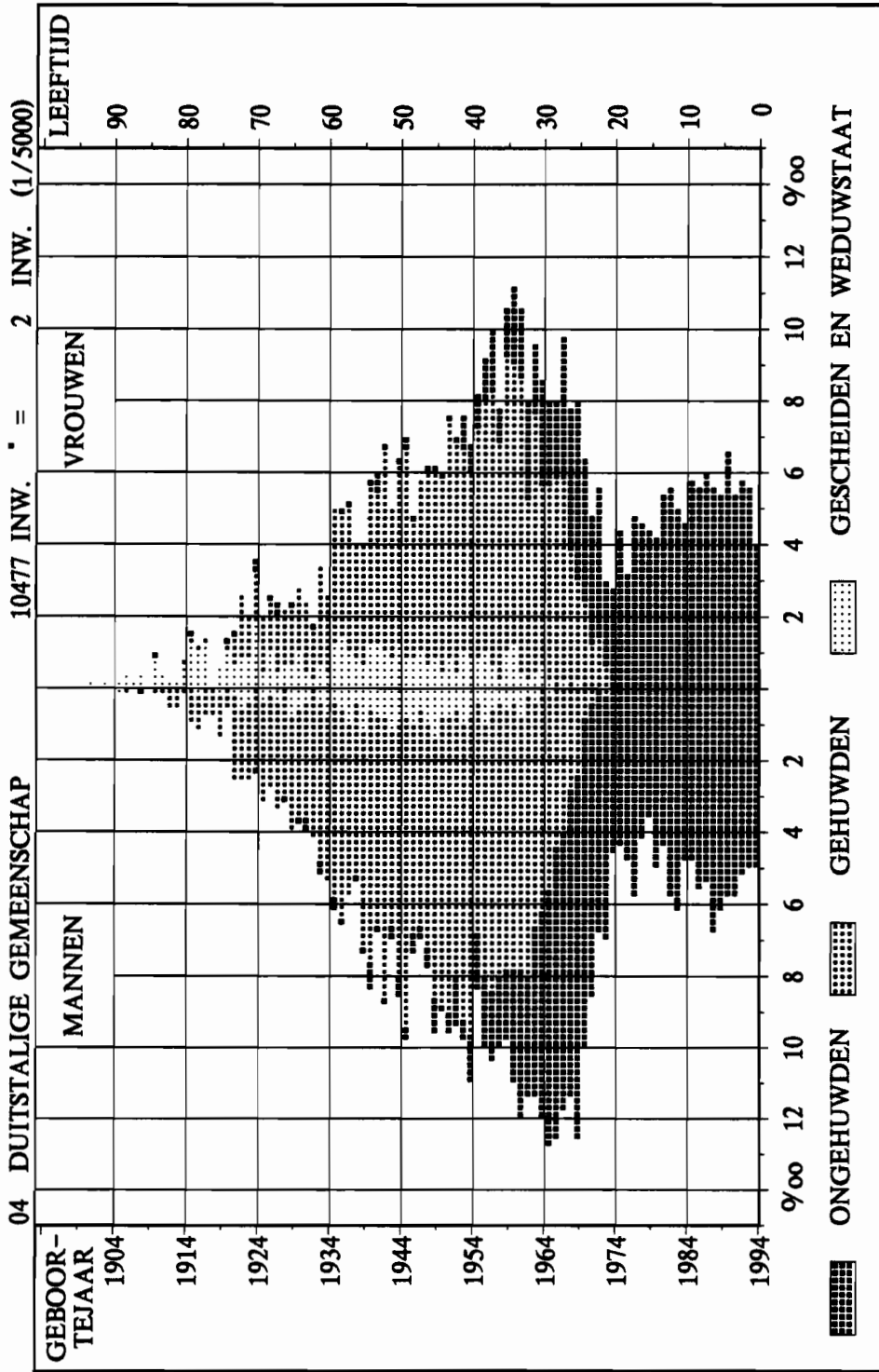
VREEMDELINGEN PER LEEFTIJD, GESLACHT EN BURG. STAAT OP 1-1-94



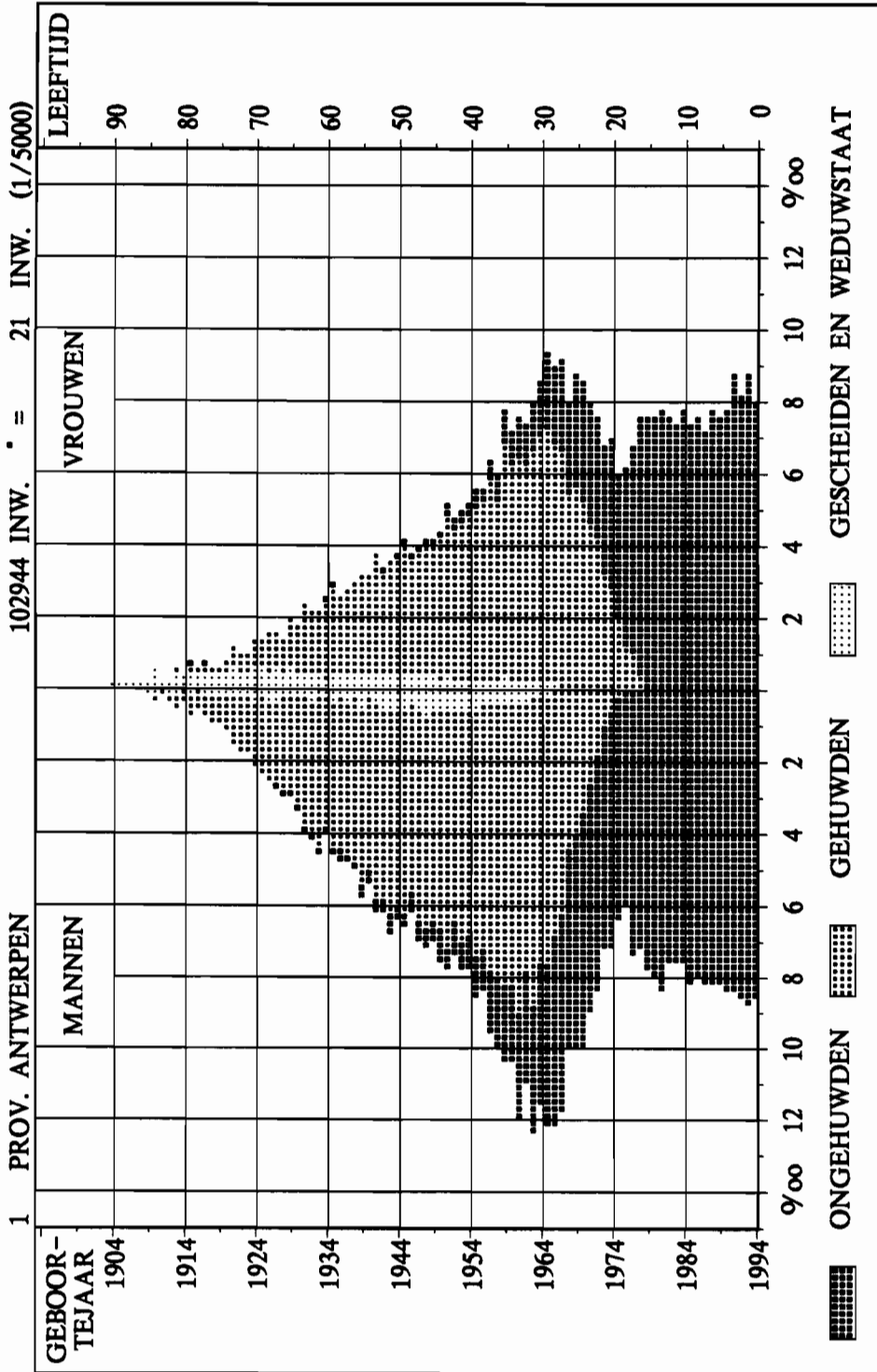
VREEMDELINGEN PER LEEFTIJD, GESLACHT EN BURG. STAAT OP 1-1-94



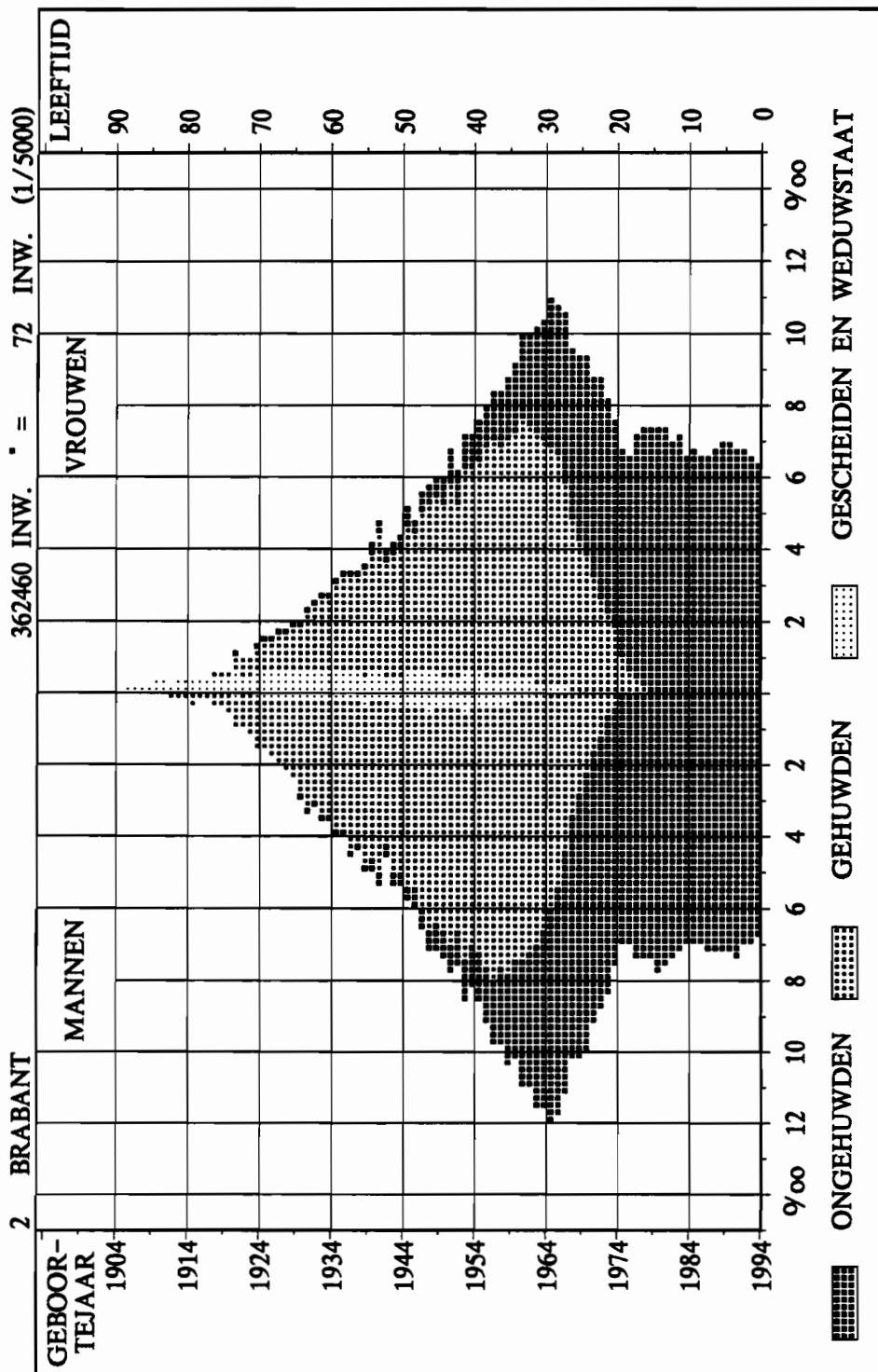
VREEMDELINGEN PER LEEFTIJD, GESLACHT EN BURG. STAAT OP 1-1-94



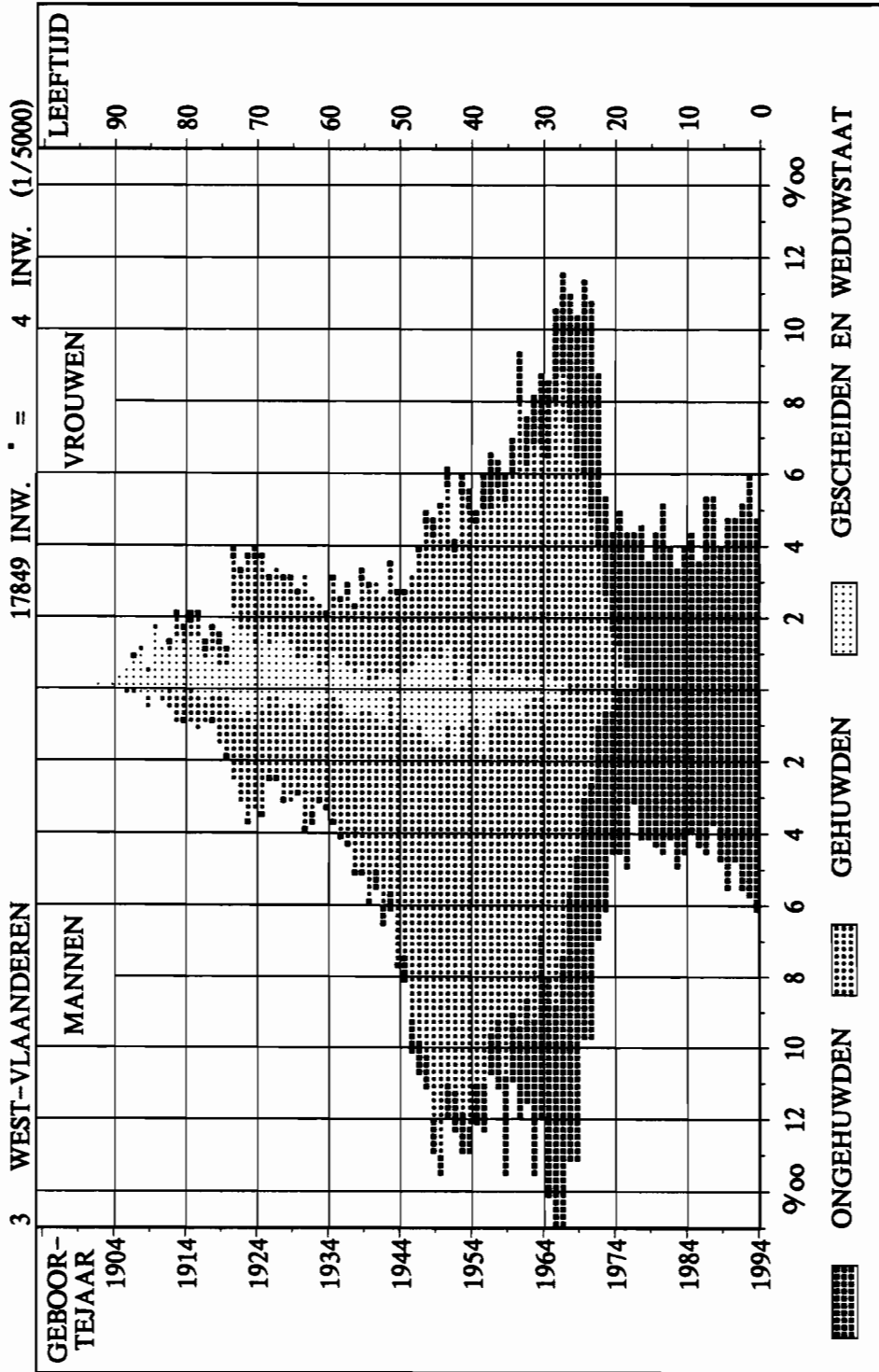
VREEMDELINGEN PER LEEFTIJD, GESLACHT EN BURG. STAAT OP 1-1-94



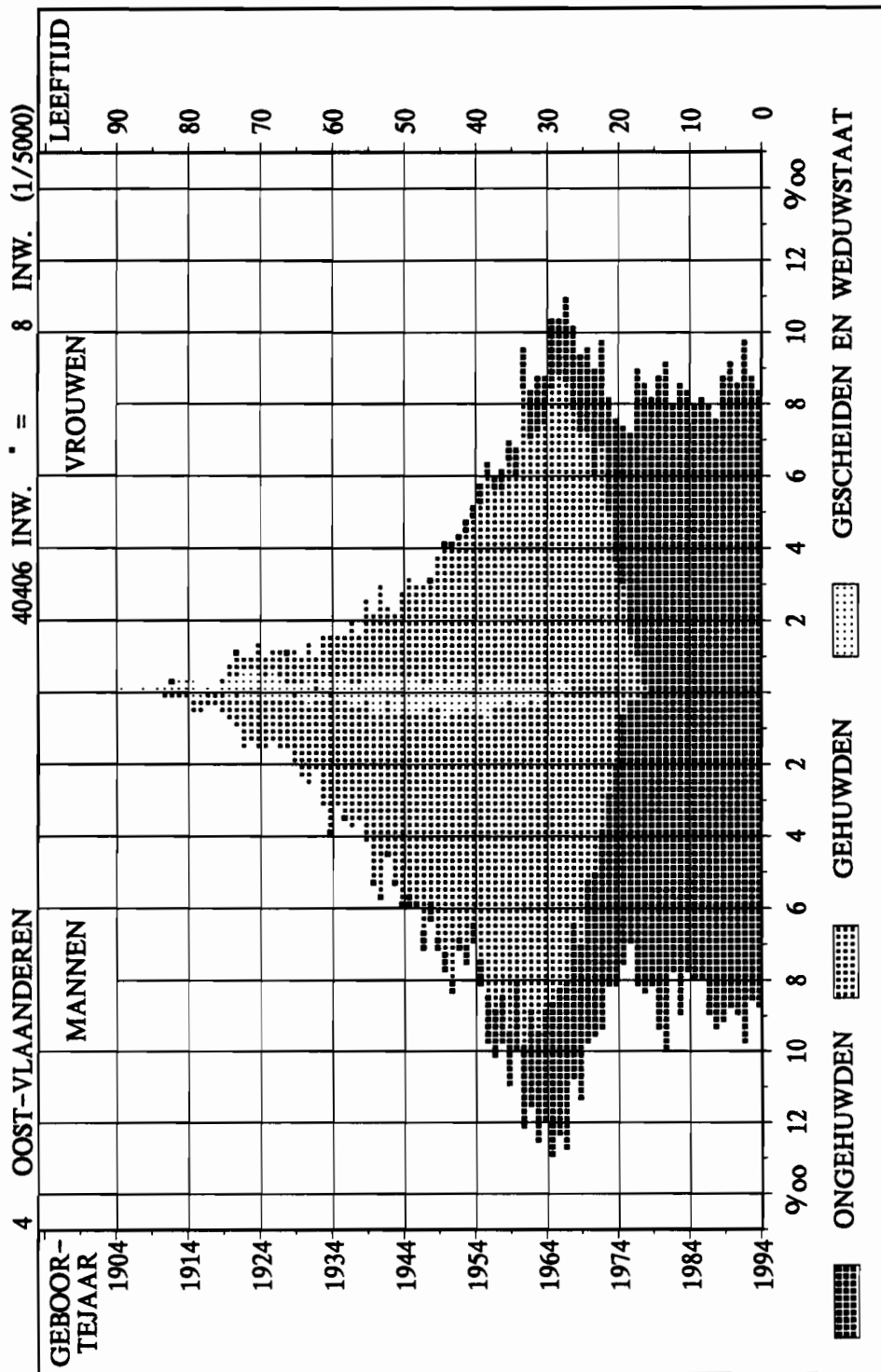
VREEMDELINGEN PER LEEFTIJD, GESLACHT EN BURG. STAAT OP 1-1-94



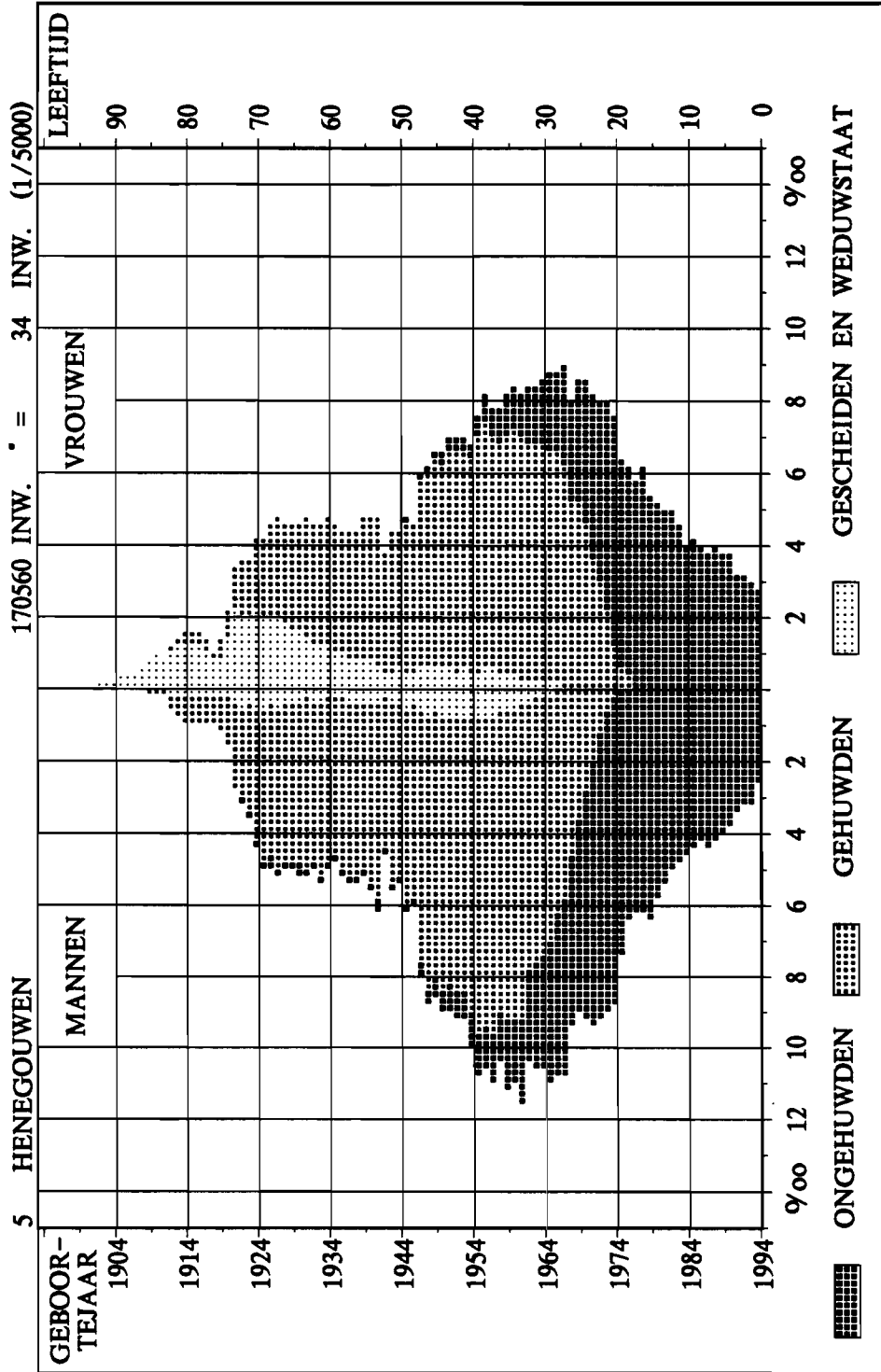
VREEMDELINGEN PER LEEFTIJD, GESLACHT EN BURG. STAAT OP 1-1-94



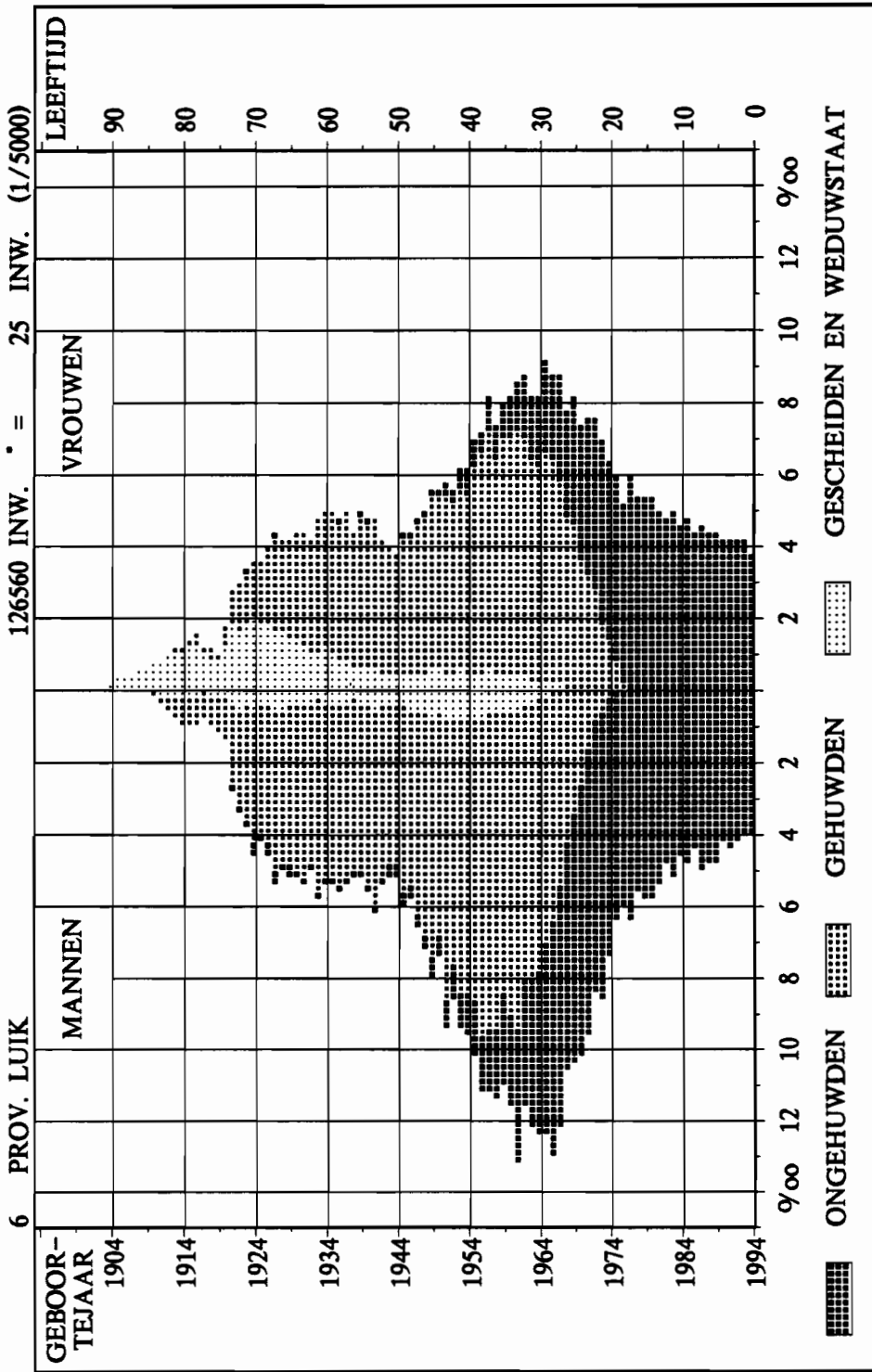
VREEMDELINGEN PER LEEFTIJD, GESLACHT EN BURG. STAAT OP 1-1-94



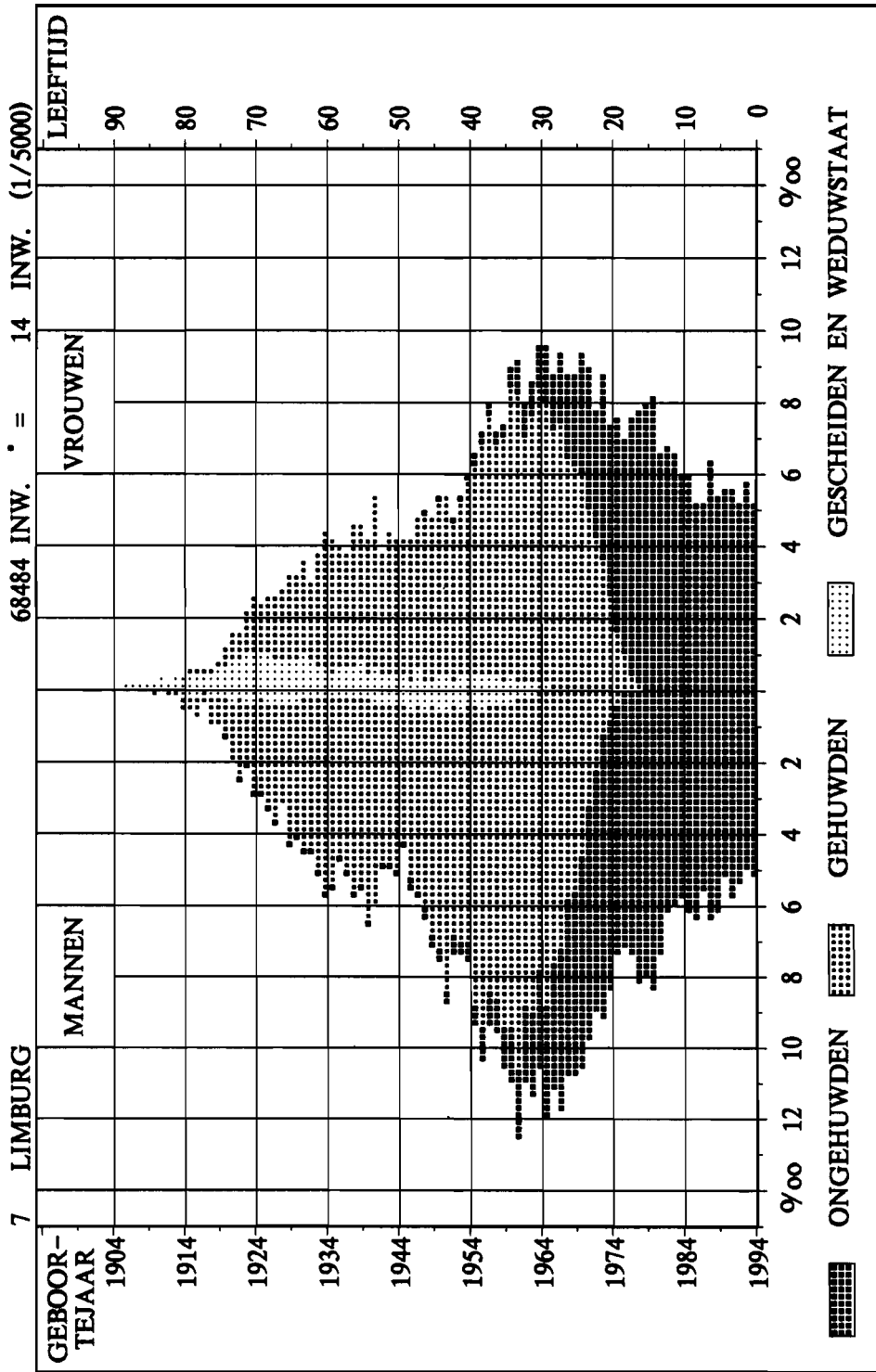
VREEMDELINGEN PER LEEFTIJD, GESLACHT EN BURG. STAAT OP 1-1-94



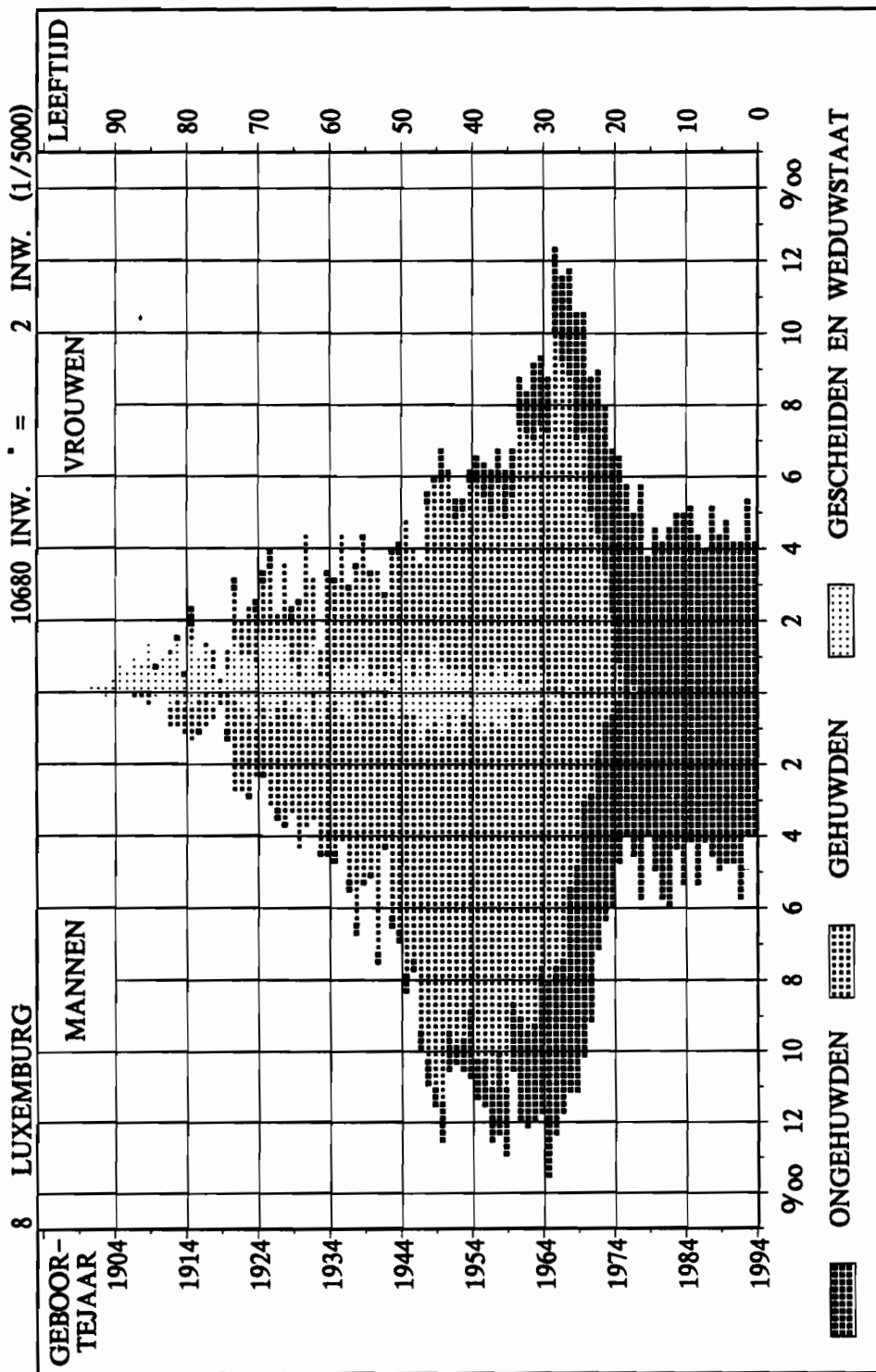
VREEMDELINGEN PER LEEFTIJD, GESLACHT EN BURG. STAAT OP 1-1-94



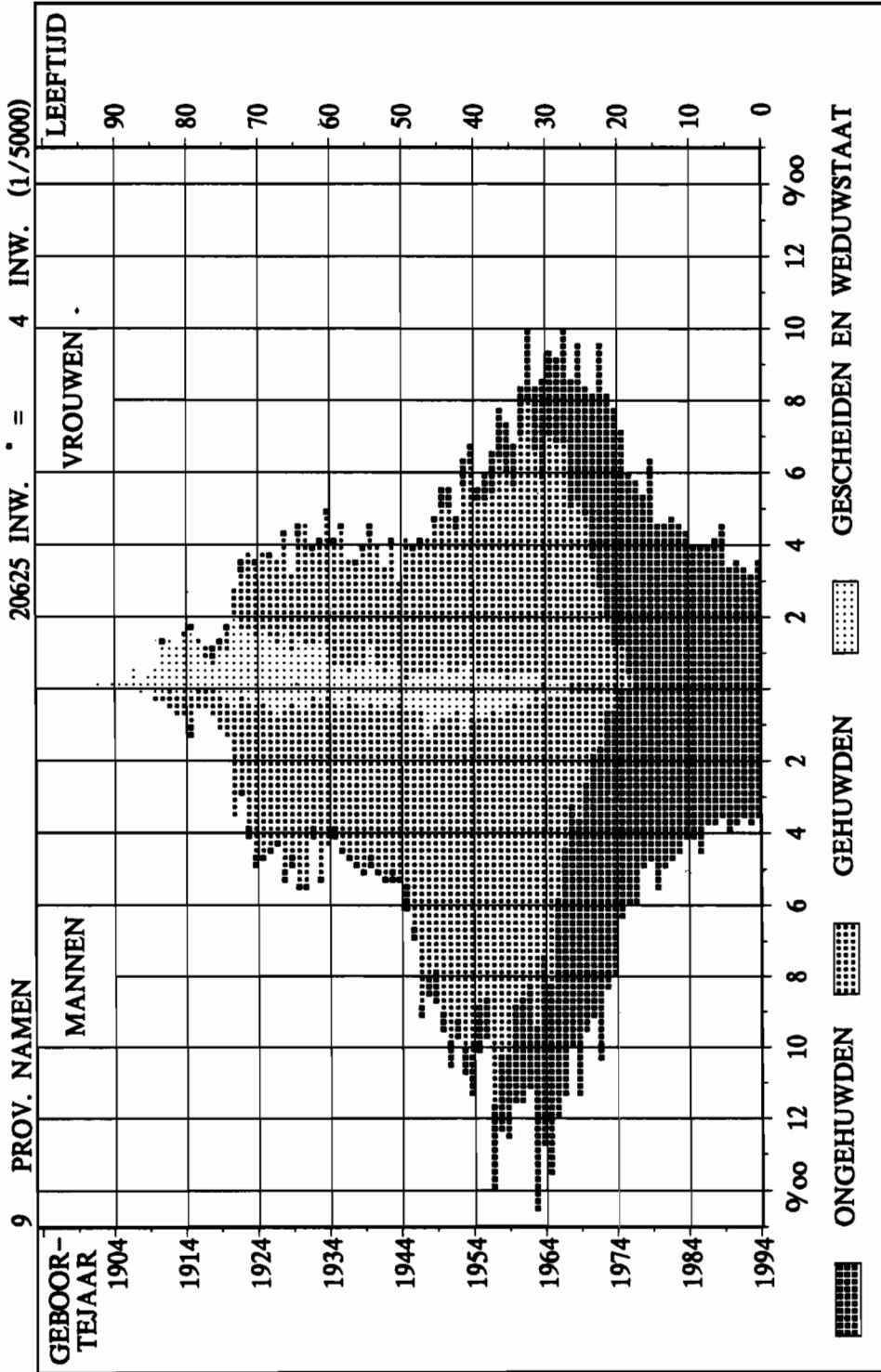
7 LIMBURG VREEMDELINGEN PER LEEFTIJD, GESLACHT EN BURG. STAAT OP 1-1-94



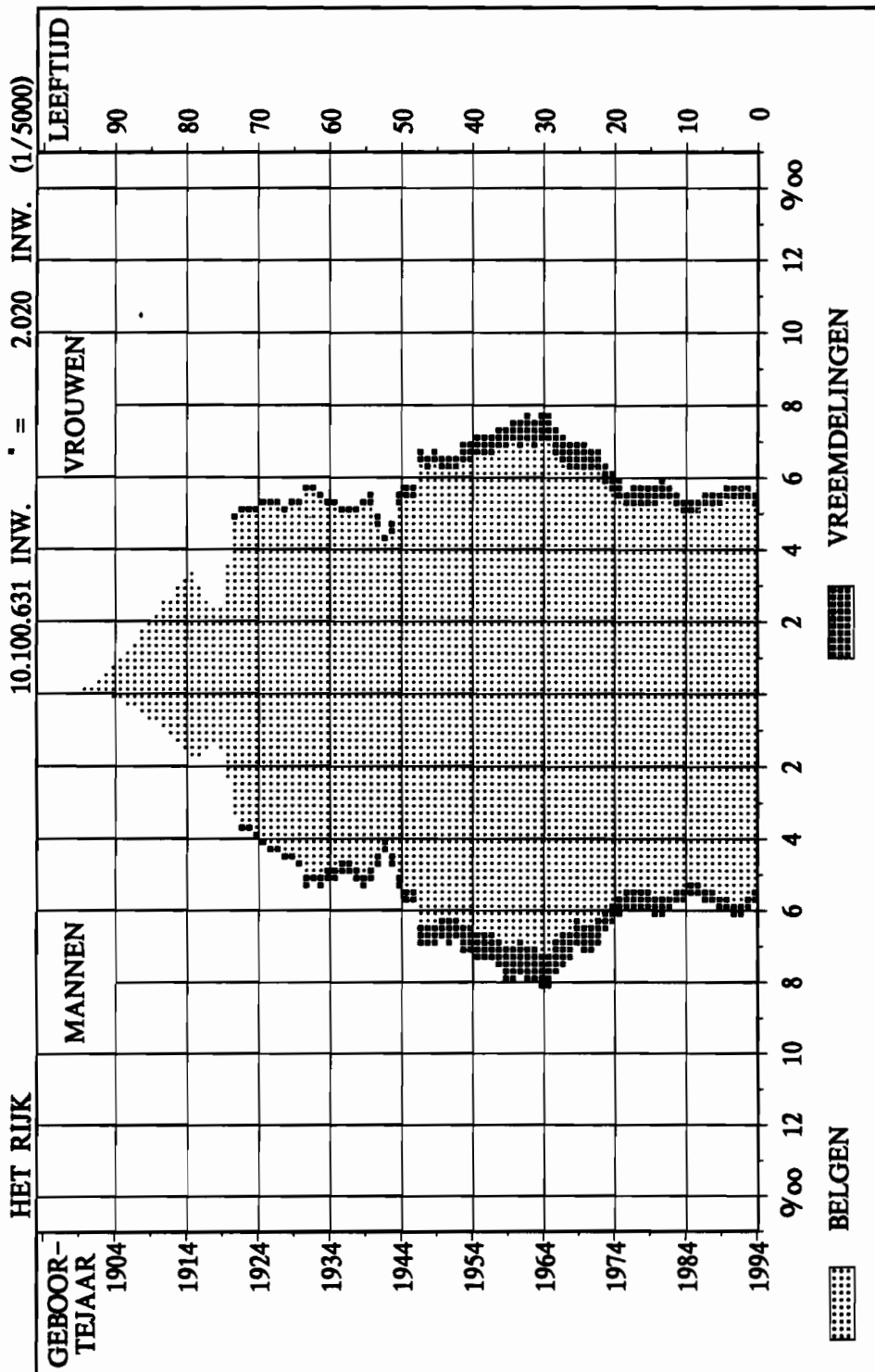
VREEMDELINGEN PER LEEFTIJD, GESLACHT EN BURG. STAAT OP 1-1-94



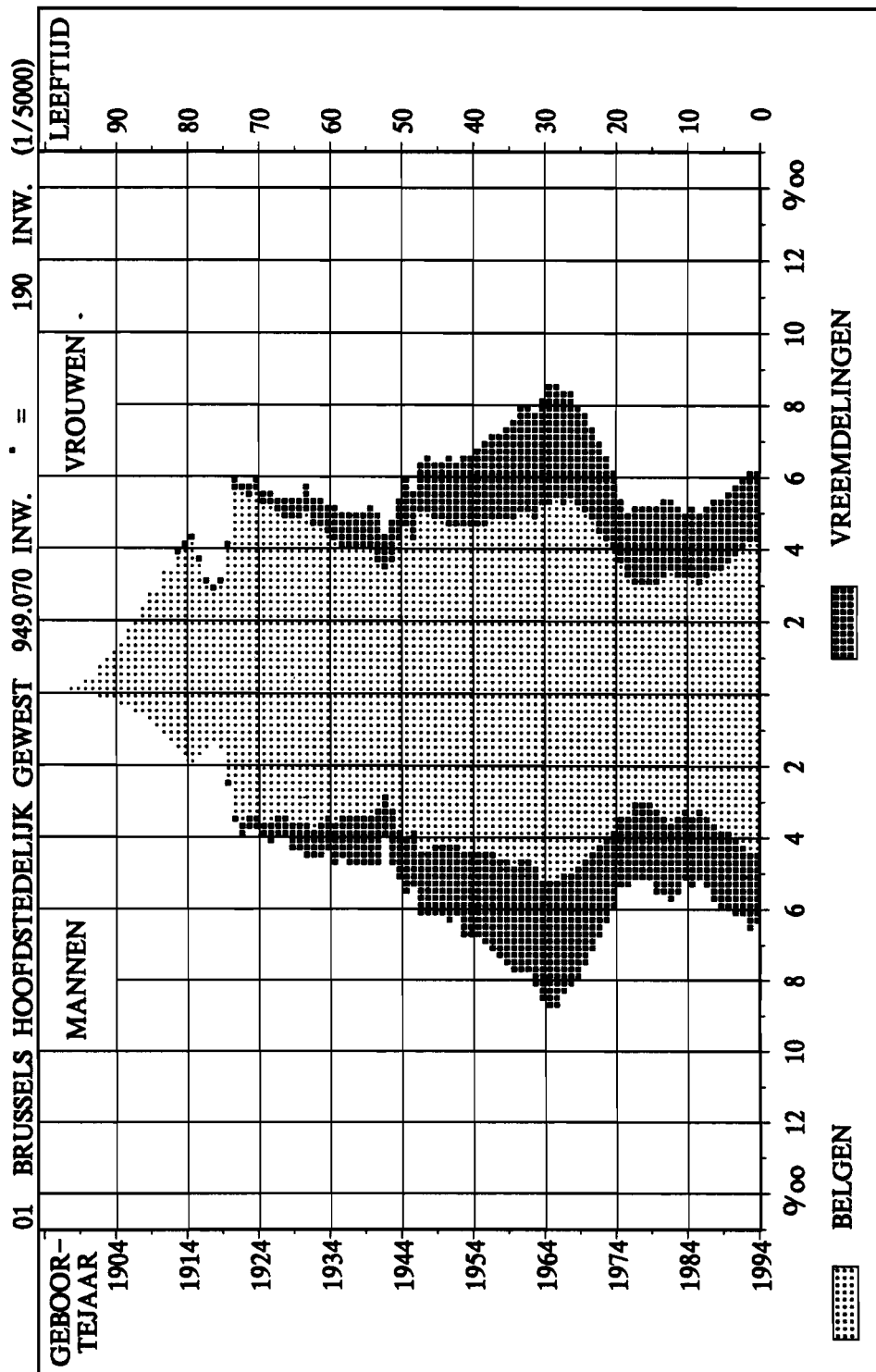
VREEMDELINGEN PER LEEFTIJD, GESLACHT EN BURG. STAAT OP 1-1-94



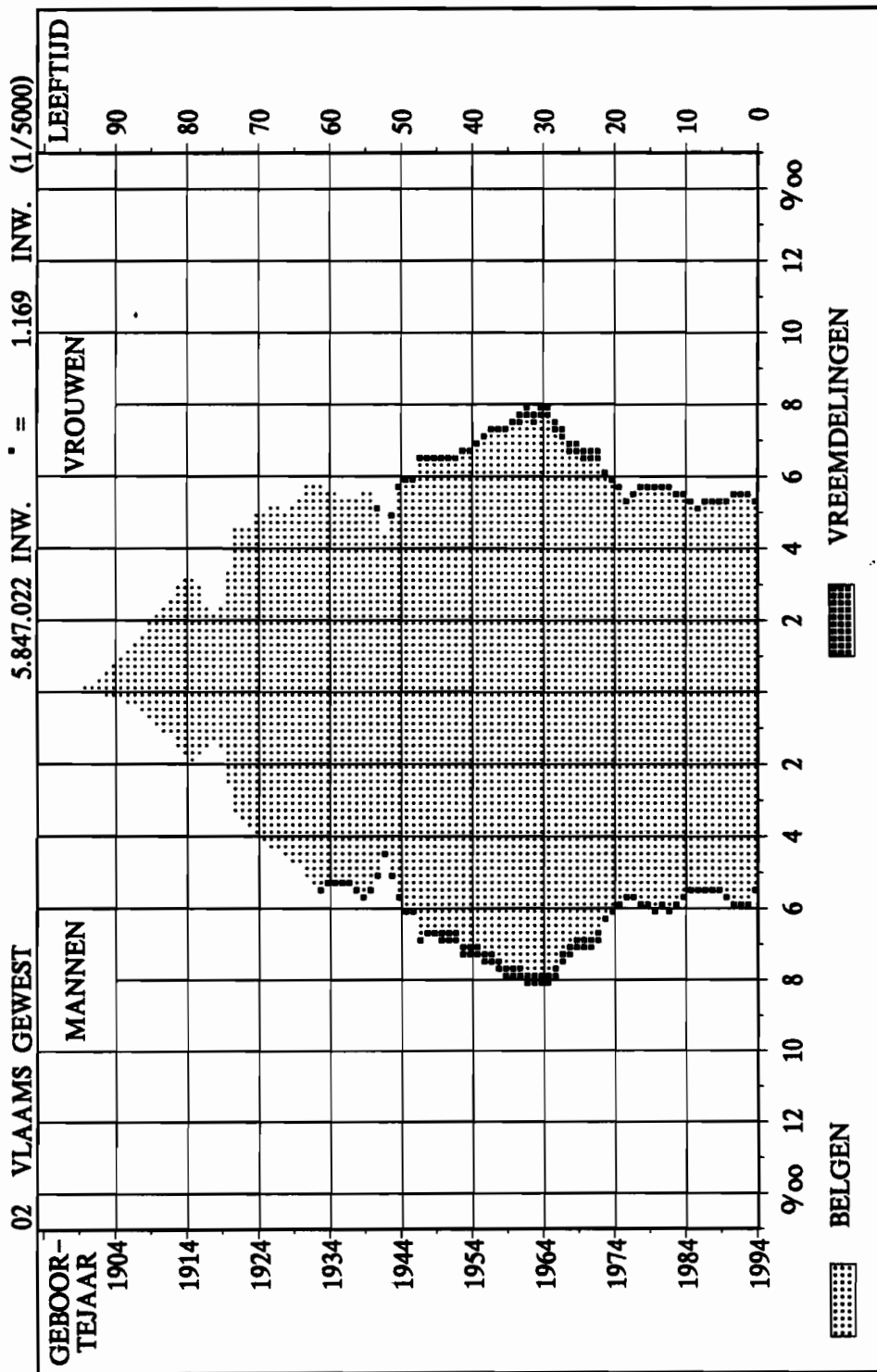
PIRAMIDE NAAR LEEFTIJD, GESLACHT EN NATIONALITEIT OP 1-1-94



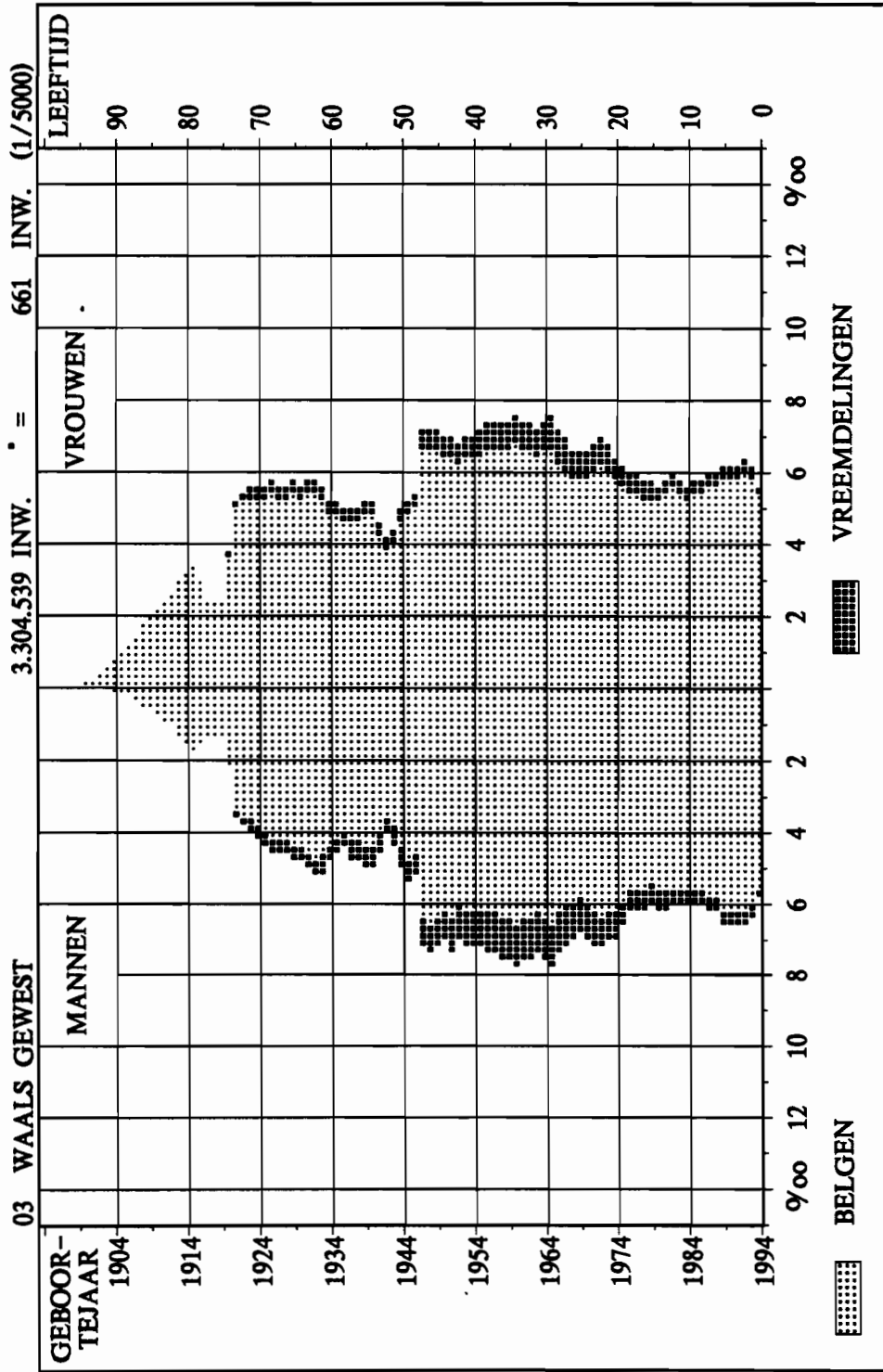
PIRAMIDE NAAR LEEFTIJD, GESLACHT EN NATIONALITEIT OP 1-1-94



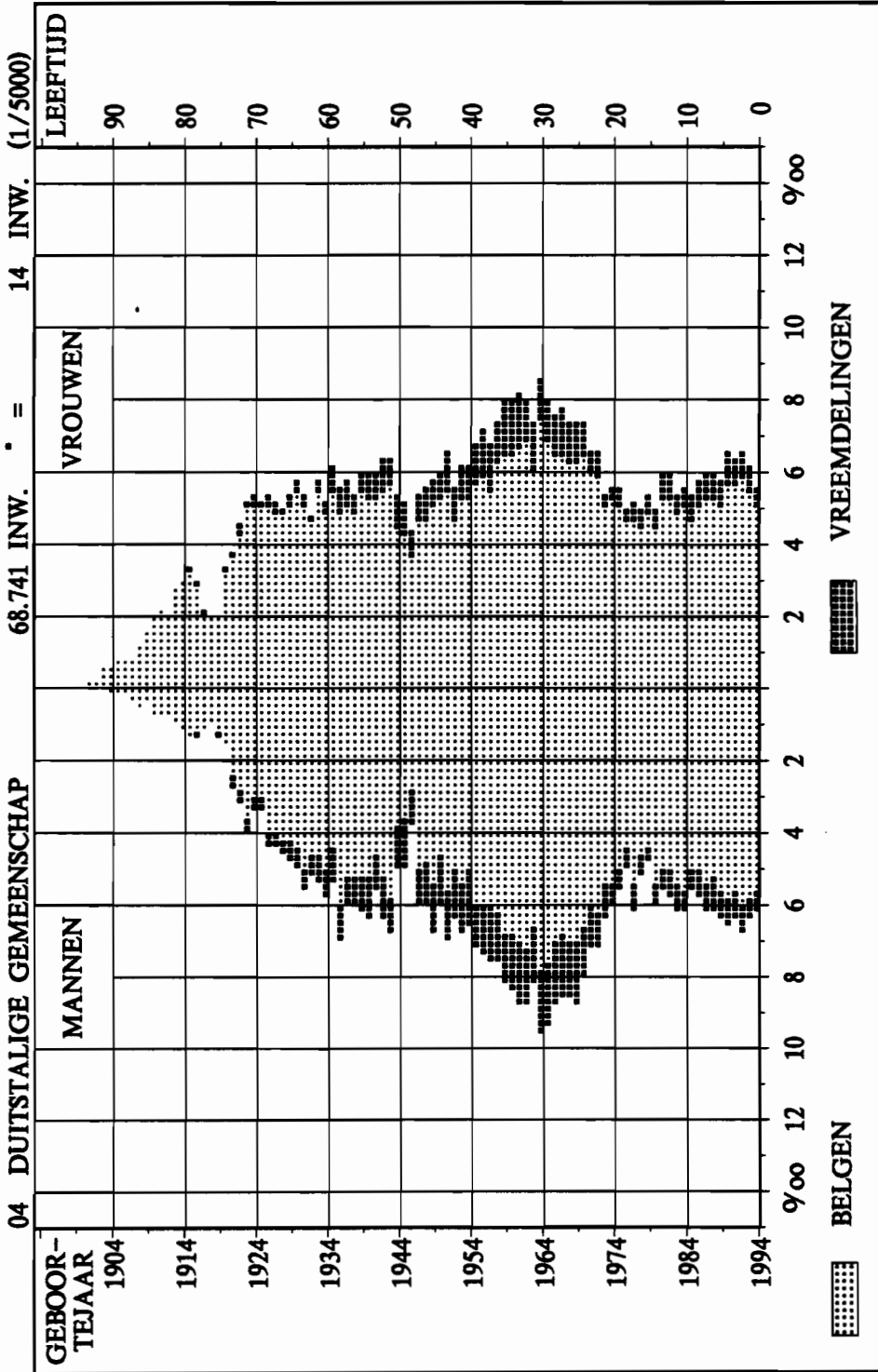
PIRAMIDE NAAR LEEFTIJD, GESLACHT EN NATIONALITEIT OP 1-1-94



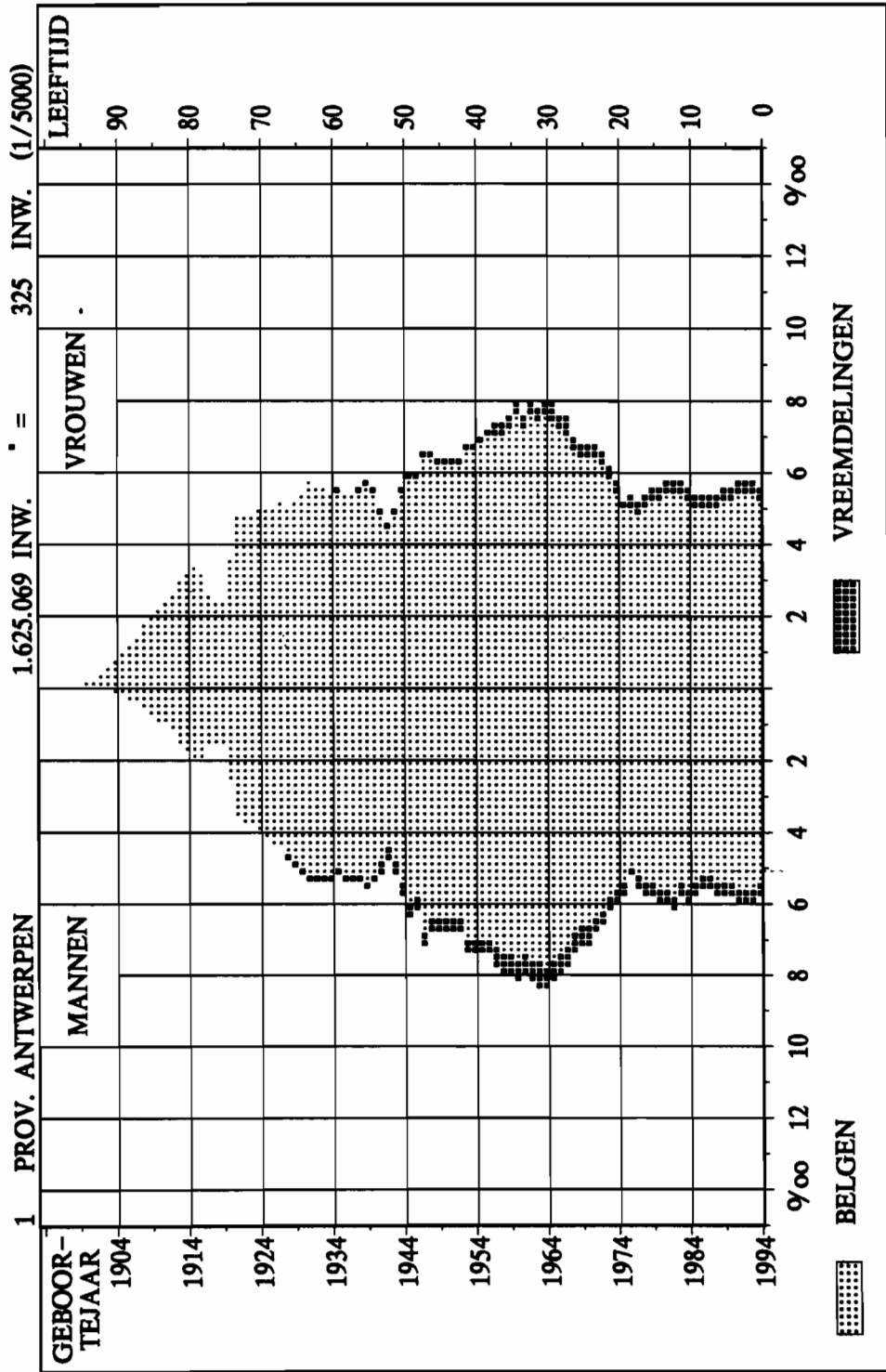
PIRAMIDE NAAR LEEFTIJD, GESLACHT EN NATIONALITEIT OP 1-1-94



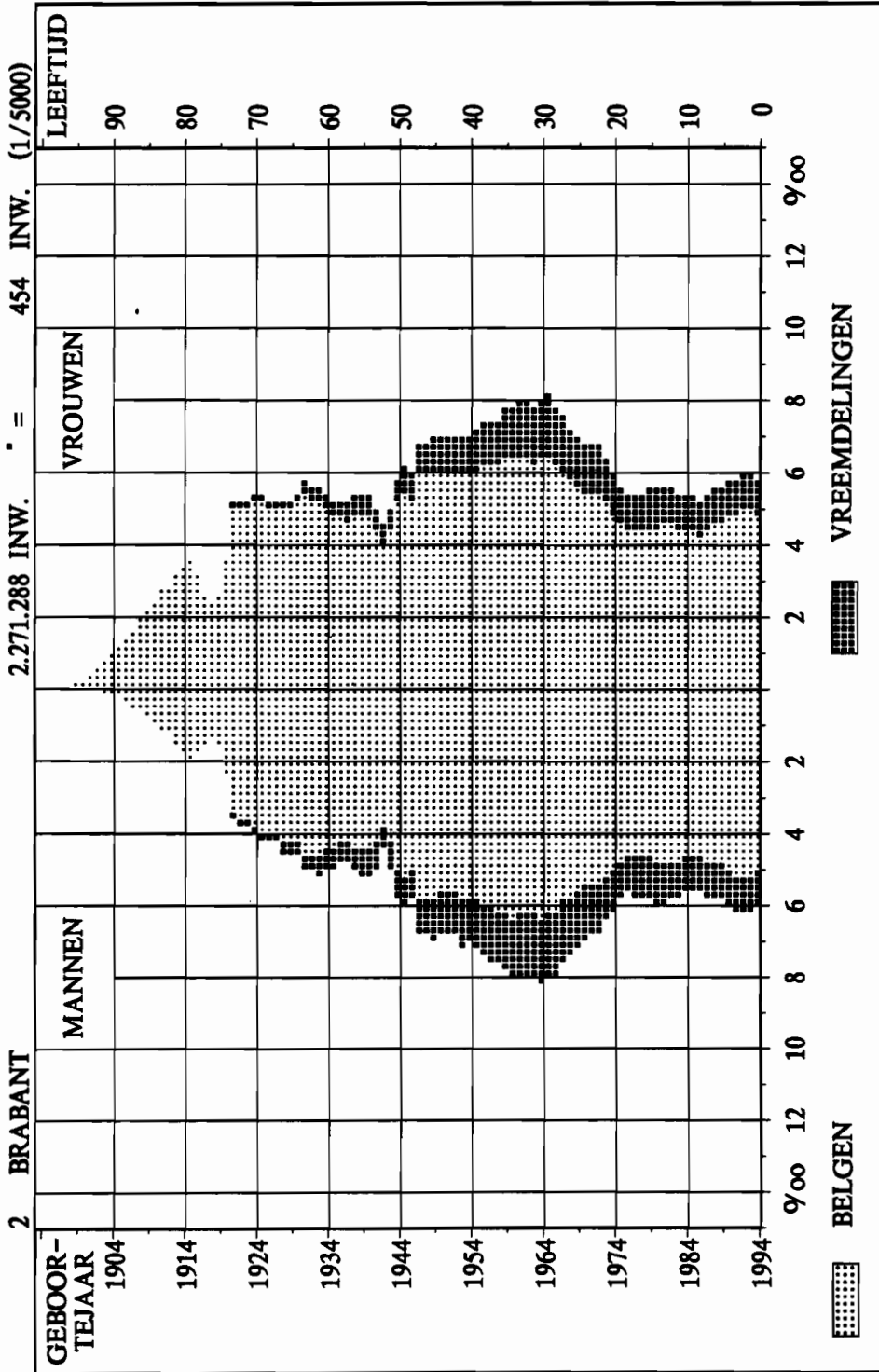
PIRAMIDE NAAR LEEFTIJD, GESLACHT EN NATIONALITEIT OP 1-1-94



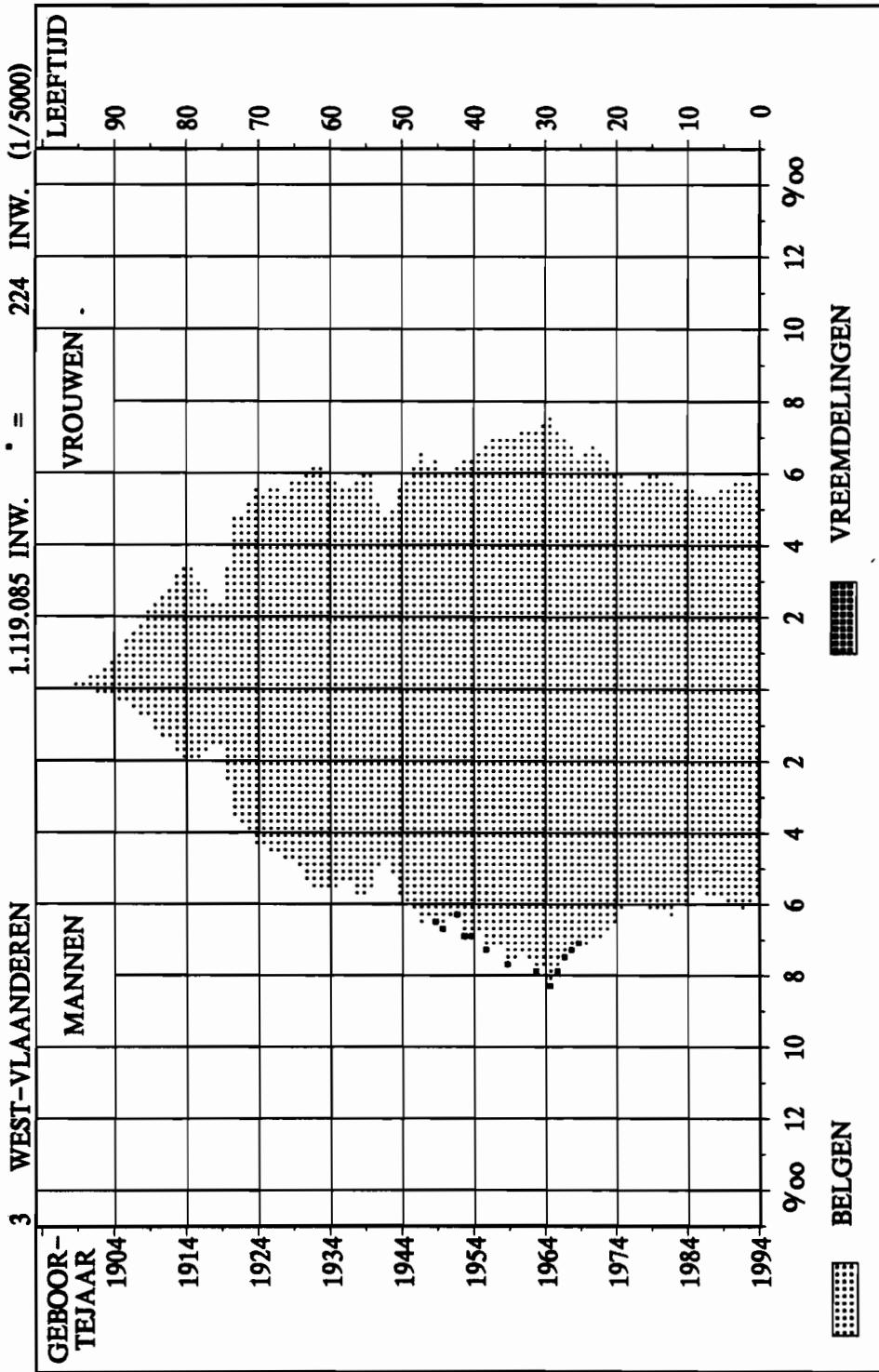
PIRAMIDE NAAR LEEFTIJD, GESLACHT EN NATIONALITEIT OP 1-1-94



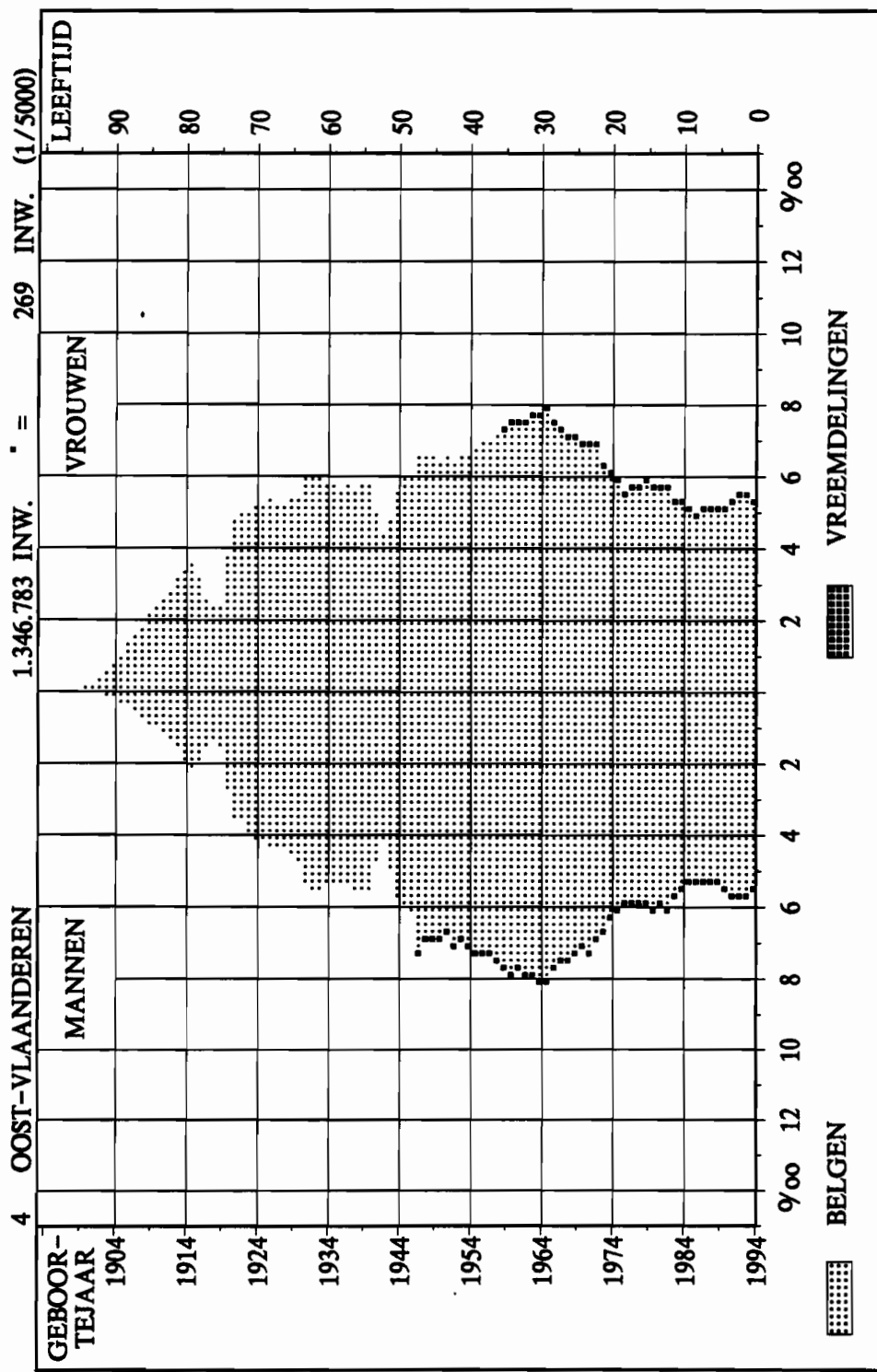
PIRAMIDE NAAR LEEFTIJD, GESLACHT EN NATIONALITEIT OP 1-1-94



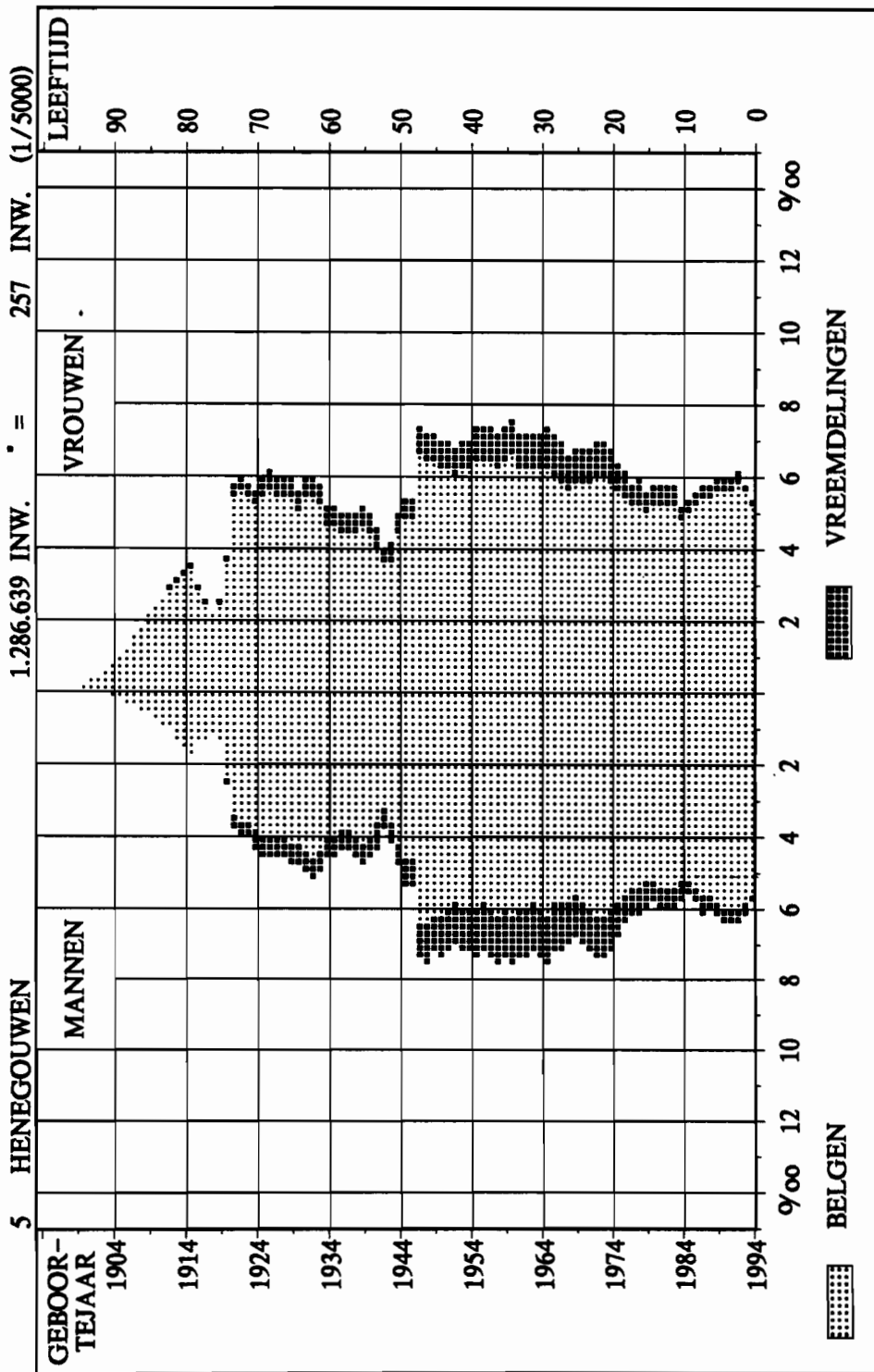
PIRAMIDE NAAR LEEFTIJD, GESLACHT EN NATIONALITEIT OP 1-1-94



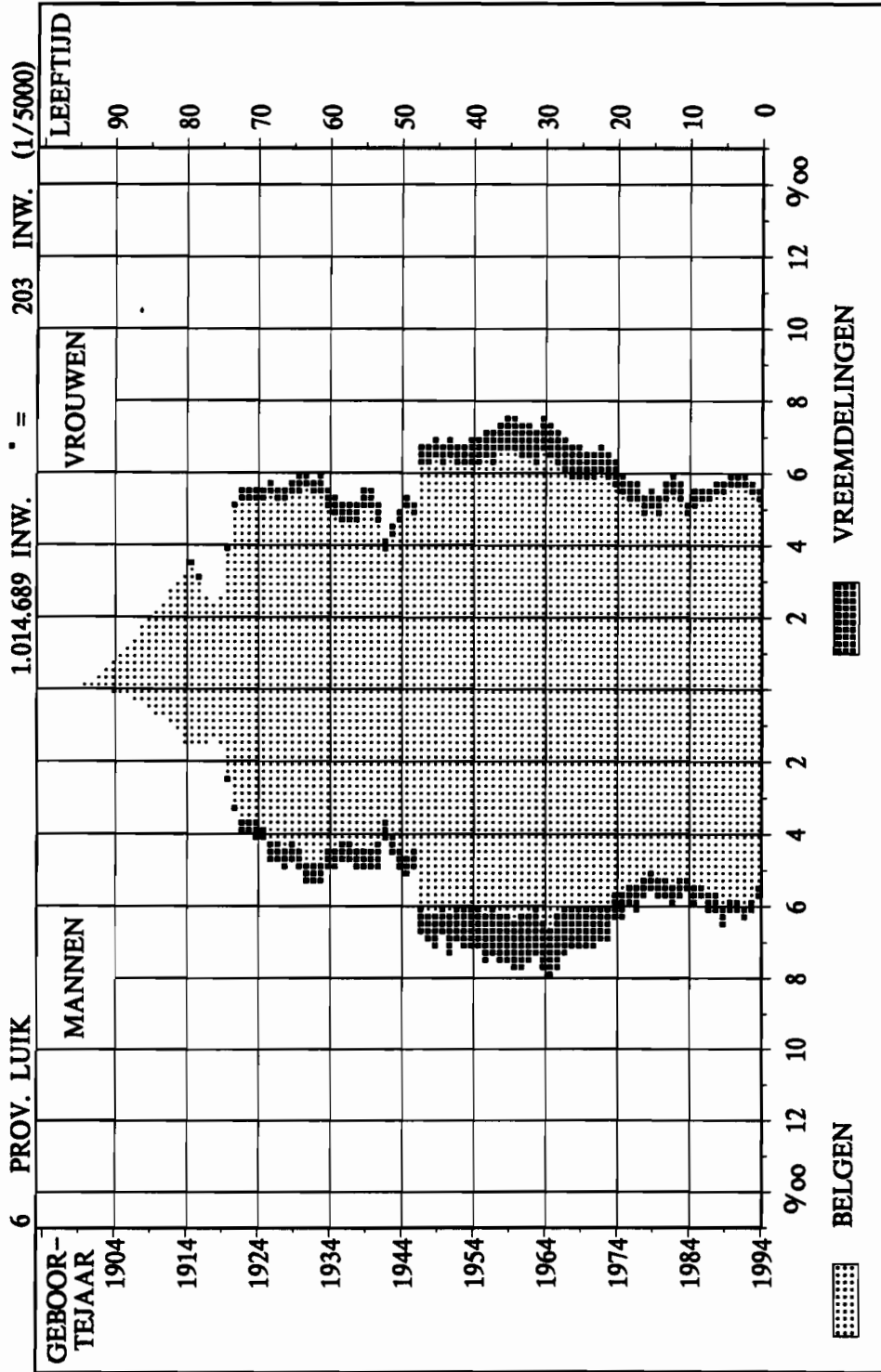
PIRAMIDE NAAR LEEFTIJD, GESLACHT EN NATIONALITEIT OP 1-1-94



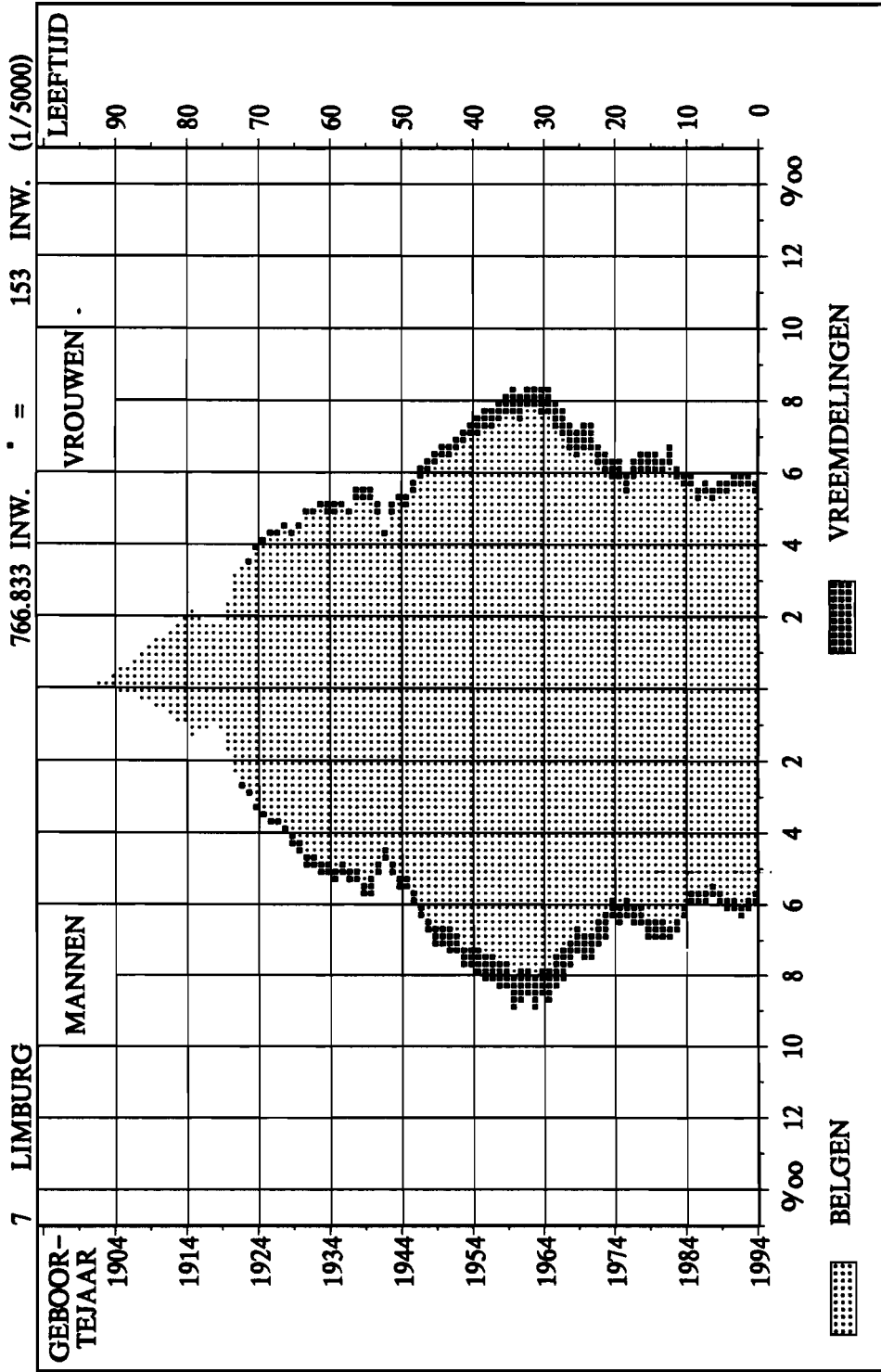
PIRAMIDE NAAR LEEFTIJD, GESLACHT EN NATIONALITEIT OP 1-1-94



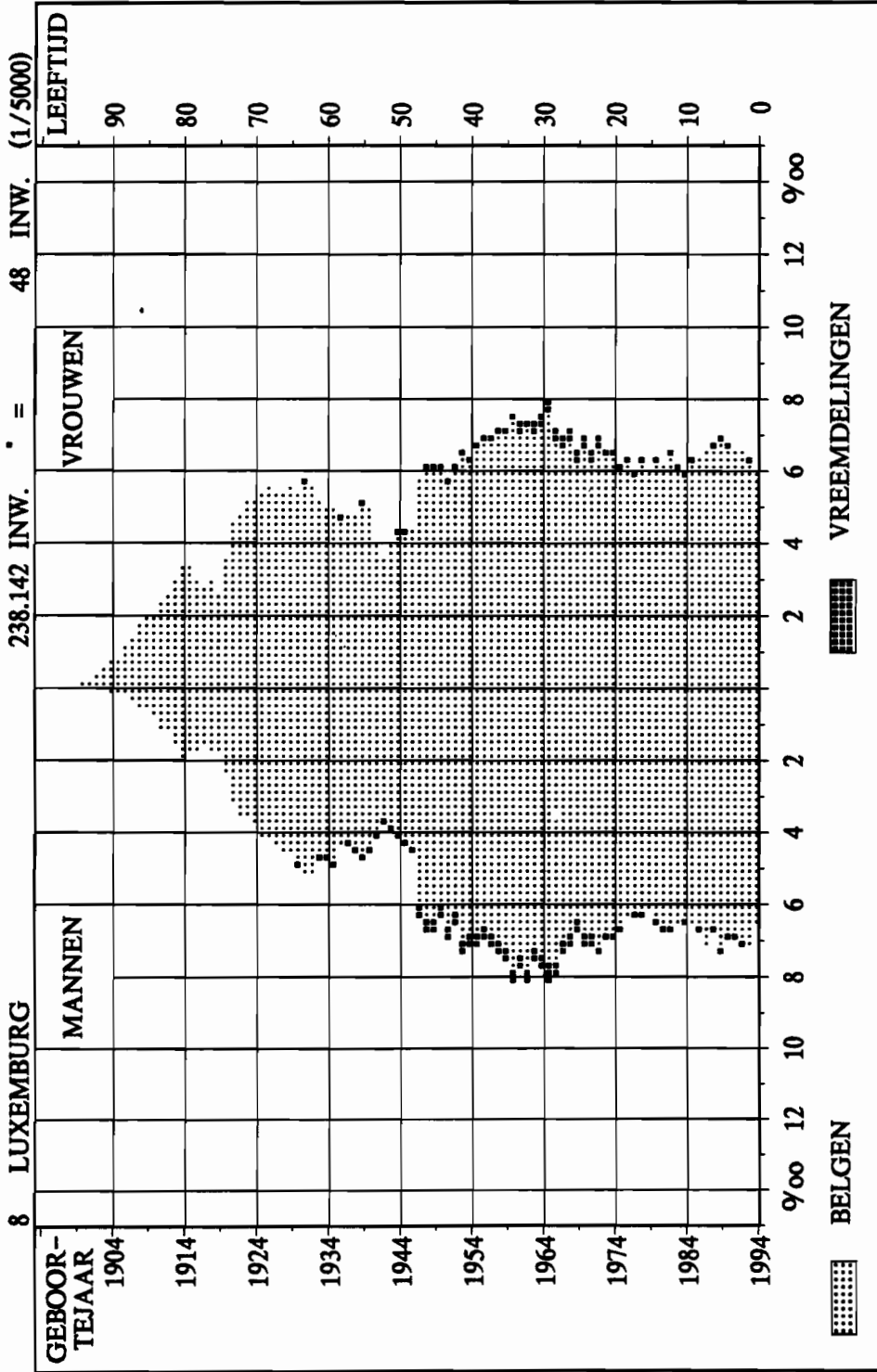
PIRAMIDE NAAR LEEFTIJD, GESLACHT EN NATIONALITEIT OP 1-1-94



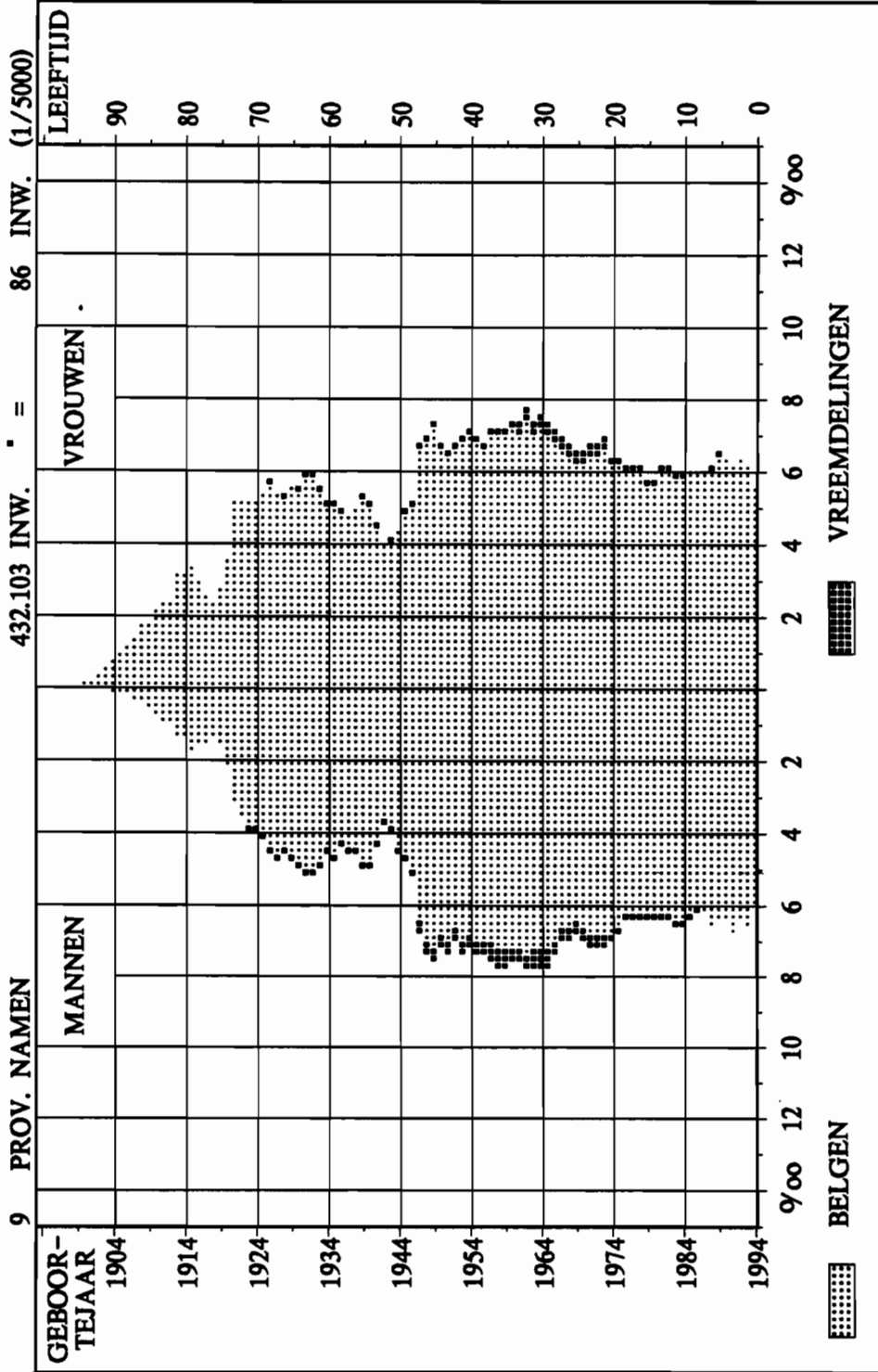
PIRAMIDE NAAR LEEFTIJD, GESLACHT EN NATIONALITEIT OP 1-1-94



PIRAMIDE NAAR LEEFTIJD, GESLACHT EN NATIONALITEIT OP 1-1-94



PIRAMIDE NAAR LEEFTIJD, GESLACHT EN NATIONALITEIT OP 1-1-94



**B. TABELLEN NAAR LEEFTIJD, GESLACHT
EN BURGERLIJKE STAAT OP 1-1-94**

| N.I.S. BEVOLKING OP 1-1-1994 | | TABEL 01.01 B VREEMDE BEVOLKING NAAR LEEFTIJD, GESLACHT EN BURGERLIJKE STAAT (1) OMVAT WETTELIJK GESCHIEDEN VAN TAFEL EN BED | | | | | | | | BLZ. 1.- HET RIJK | |
|------------------------------------|---------------|---|-----------------|-----------------|--------|---------------|---------------|-----------------|-----------------|----------------------|-------------------------|
| LEEFTIJD | MANNEN | | | | | VROUWEN | | | | | ALGE- MEEN TOTAAL |
| | ON- GEHUWD | GEHUWD (1) | WEDUW- STAAT | GESCHIE- DEN | TOTAAL | ON- GEHUWD | GEHUWD (1) | WEDUW- STAAT | GESCHIE- DEN | TOTAAL | |
| 0 JAAR | 5.346 | - | - | - | 5.346 | 5.102 | - | - | - | 5.102 | 10.448 |
| 1 JAAR | 5.509 | - | - | - | 5.509 | 5.427 | - | - | - | 5.427 | 10.936 |
| 2 JAAR | 5.582 | - | - | - | 5.582 | 5.434 | - | - | - | 5.434 | 11.016 |
| 3 JAAR | 5.742 | - | - | - | 5.742 | 5.496 | - | - | - | 5.496 | 11.238 |
| 4 JAAR | 5.681 | - | - | - | 5.681 | 5.566 | - | - | - | 5.566 | 11.247 |
| 0- 4 JAAR | 27.860 | - | - | - | 27.860 | 27.025 | - | - | - | 27.025 | 54.885 |
| 5 JAAR | 5.860 | - | - | - | 5.860 | 5.583 | - | - | - | 5.583 | 11.443 |
| 6 JAAR | 5.868 | - | - | - | 5.868 | 5.585 | - | - | - | 5.585 | 11.453 |
| 7 JAAR | 5.901 | - | - | - | 5.901 | 5.354 | - | - | - | 5.354 | 11.255 |
| 8 JAAR | 5.747 | - | - | - | 5.747 | 5.374 | - | - | - | 5.374 | 11.121 |
| 9 JAAR | 5.787 | - | - | - | 5.787 | 5.600 | - | - | - | 5.600 | 11.387 |
| 5- 9 JAAR | 29.163 | - | - | - | 29.163 | 27.496 | - | - | - | 27.496 | 56.659 |
| 10 JAAR | 5.697 | - | - | - | 5.697 | 5.518 | - | - | - | 5.518 | 11.215 |
| 11 JAAR | 5.984 | - | - | - | 5.984 | 5.872 | - | - | - | 5.872 | 11.856 |
| 12 JAAR | 5.979 | - | - | - | 5.979 | 5.874 | - | - | - | 5.874 | 11.853 |
| 13 JAAR | 6.463 | - | - | - | 6.463 | 6.121 | - | - | - | 6.121 | 12.584 |
| 14 JAAR | 6.667 | - | - | - | 6.667 | 6.290 | 1 | - | - | 6.291 | 12.958 |
| 10-14 JAAR | 30.790 | - | - | - | 30.790 | 29.675 | 1 | - | - | 29.676 | 60.466 |
| 15 JAAR | 6.521 | - | - | - | 6.521 | 6.297 | 38 | - | - | 6.335 | 12.856 |
| 16 JAAR | 6.423 | 10 | - | - | 6.433 | 6.249 | 186 | - | - | 6.435 | 12.868 |
| 17 JAAR | 6.462 | 35 | - | - | 6.497 | 5.931 | 419 | - | 2 | 6.352 | 12.849 |
| 18 JAAR | 6.088 | 81 | - | 1 | 6.170 | 5.261 | 665 | - | 11 | 5.937 | 12.107 |
| 19 JAAR | 6.370 | 229 | - | 1 | 6.600 | 5.068 | 1.174 | - | 7 | 6.249 | 12.849 |
| 15-19 JAAR | 31.864 | 355 | - | 2 | 32.221 | 28.806 | 2.482 | - | 20 | 31.308 | 63.529 |
| 20 JAAR | 6.818 | 520 | - | 2 | 7.340 | 5.060 | 1.773 | 2 | 13 | 6.848 | 14.188 |
| 21 JAAR | 7.112 | 802 | - | 6 | 7.920 | 4.966 | 2.395 | 5 | 21 | 7.387 | 15.307 |
| 22 JAAR | 6.893 | 1.359 | 1 | 19 | 8.272 | 4.760 | 3.056 | 4 | 39 | 7.859 | 16.131 |
| 23 JAAR | 6.787 | 2.062 | 3 | 15 | 8.867 | 4.409 | 3.587 | 13 | 49 | 8.058 | 16.925 |
| 24 JAAR | 6.581 | 2.699 | 3 | 27 | 9.310 | 4.138 | 4.229 | 16 | 79 | 8.462 | 17.772 |
| 20-24 JAAR | 34.191 | 7.442 | 7 | 69 | 41.709 | 23.333 | 15.040 | 40 | 201 | 38.614 | 80.323 |
| 25 JAAR | 6.173 | 3.464 | 4 | 52 | 9.693 | 3.817 | 4.678 | 16 | 103 | 8.614 | 18.307 |
| 26 JAAR | 5.604 | 3.953 | 8 | 62 | 9.627 | 3.398 | 4.945 | 20 | 122 | 8.485 | 18.112 |
| 27 JAAR | 5.710 | 5.077 | 11 | 114 | 10.912 | 3.338 | 5.806 | 32 | 153 | 9.329 | 20.241 |
| 28 JAAR | 5.269 | 5.789 | 10 | 153 | 11.221 | 2.828 | 6.155 | 41 | 181 | 9.205 | 20.426 |
| 29 JAAR | 4.752 | 6.355 | 11 | 185 | 11.303 | 2.803 | 6.341 | 54 | 204 | 9.402 | 20.705 |
| 25-29 JAAR | 27.508 | 24.638 | 44 | 566 | 52.756 | 16.184 | 27.925 | 163 | 763 | 45.035 | 97.791 |
| 30 JAAR | 4.049 | 6.576 | 6 | 235 | 10.866 | 2.285 | 6.263 | 38 | 229 | 8.815 | 19.681 |
| 31 JAAR | 3.673 | 7.068 | 9 | 289 | 11.039 | 2.061 | 6.260 | 53 | 275 | 8.649 | 19.688 |
| 32 JAAR | 3.126 | 6.939 | 15 | 335 | 10.415 | 1.866 | 6.247 | 45 | 299 | 8.457 | 18.872 |
| 33 JAAR | 2.952 | 7.731 | 21 | 392 | 11.096 | 1.666 | 6.617 | 76 | 293 | 8.652 | 19.748 |
| 34 JAAR | 2.269 | 7.411 | 21 | 413 | 10.114 | 1.423 | 6.196 | 86 | 357 | 8.062 | 18.176 |
| 30-34 JAAR | 16.069 | 35.725 | 72 | 1.664 | 53.530 | 9.301 | 31.583 | 298 | 1.453 | 42.635 | 96.165 |
| 35 JAAR | 2.207 | 7.468 | 27 | 484 | 10.186 | 1.272 | 6.079 | 74 | 340 | 7.785 | 17.951 |
| 36 JAAR | 1.838 | 7.342 | 25 | 475 | 9.680 | 1.150 | 5.670 | 98 | 342 | 7.260 | 16.940 |
| 37 JAAR | 1.607 | 7.570 | 31 | 561 | 9.769 | 1.042 | 5.918 | 96 | 383 | 7.439 | 17.208 |
| 38 JAAR | 1.388 | 7.304 | 31 | 631 | 9.354 | 898 | 5.728 | 106 | 400 | 7.132 | 16.486 |
| 39 JAAR | 1.233 | 7.039 | 37 | 610 | 8.919 | 874 | 5.410 | 122 | 363 | 6.769 | 15.688 |
| 35-39 JAAR | 8.273 | 36.723 | 151 | 2.761 | 47.908 | 5.236 | 28.805 | 496 | 1.828 | 36.365 | 84.273 |
| 40 JAAR | 1.092 | 6.622 | 40 | 618 | 8.372 | 708 | 5.074 | 133 | 382 | 6.297 | 14.669 |
| 41 JAAR | 964 | 6.693 | 37 | 627 | 8.321 | 724 | 4.931 | 169 | 374 | 6.198 | 14.519 |
| 42 JAAR | 896 | 6.211 | 40 | 631 | 7.778 | 617 | 4.603 | 102 | 340 | 5.662 | 13.440 |
| 43 JAAR | 773 | 6.735 | 49 | 594 | 8.151 | 633 | 4.867 | 140 | 394 | 6.034 | 14.185 |
| 44 JAAR | 735 | 6.254 | 51 | 604 | 7.644 | 550 | 4.450 | 173 | 367 | 5.540 | 13.184 |
| 40-44 JAAR | 4.460 | 32.515 | 217 | 3.074 | 40.266 | 3.232 | 23.925 | 717 | 1.857 | 29.731 | 69.997 |
| 45 JAAR | 736 | 6.086 | 41 | 589 | 7.452 | 461 | 4.457 | 200 | 380 | 5.498 | 12.950 |
| 46 JAAR | 631 | 5.916 | 61 | 632 | 7.240 | 445 | 4.237 | 168 | 384 | 5.234 | 12.474 |
| 47 JAAR | 591 | 5.669 | 58 | 582 | 6.900 | 377 | 3.992 | 202 | 339 | 4.910 | 11.810 |
| 48 JAAR | 490 | 4.814 | 47 | 479 | 5.830 | 306 | 3.556 | 215 | 283 | 4.360 | 10.190 |
| 49 JAAR | 471 | 4.815 | 67 | 452 | 5.805 | 337 | 3.627 | 205 | 306 | 4.475 | 10.280 |
| 45-49 JAAR | 2.919 | 27.300 | 274 | 2.734 | 33.227 | 1.926 | 19.869 | 990 | 1.692 | 24.477 | 57.704 |

| N.I.S. | | TABEL O1.01 B | | | | | BLZ. 2.- | | | | | HET RIJK | |
|--------------------------|--|---|---------------|-----------------|-----------------|---------|---------------|---------------|-----------------|-----------------|---------|---------------|--|
| BEVOLKING OP 1-1-1994 | | VREEMDE BEVOLKING NAAR LEEFTIJD, GESLACHT EN BURGERLIJKE STAAT | | | | | | | | | | | |
| | | (1) OMVAT WETTELIJK GESCHIEDEN VAN TAFEL EN BED | | | | | | | | | | | |
| LEEFTIJD | | MANNEN | | | | | VROUWEN | | | | | ALGE- MEEN | |
| | | ON- GEHUWD | GEHUWD (1) | WEDUW- STAAT | GESCHEI- DEN | TOTAAL | ON- GEHUWD | GEHUWD (1) | WEDUW- STAAT | GESCHEI- DEN | TOTAAL | TOTAAL | |
| 50 JAAR | | 430 | 4.514 | 72 | 406 | 5.422 | 282 | 3.282 | 234 | 309 | 4.107 | 9.529 | |
| 51 JAAR | | 396 | 4.498 | 55 | 384 | 5.333 | 291 | 3.270 | 241 | 244 | 4.046 | 9.379 | |
| 52 JAAR | | 381 | 4.138 | 61 | 345 | 4.925 | 271 | 2.976 | 254 | 212 | 3.713 | 8.638 | |
| 53 JAAR | | 382 | 4.862 | 72 | 375 | 5.691 | 228 | 3.644 | 343 | 260 | 4.475 | 10.166 | |
| 54 JAAR | | 358 | 4.500 | 75 | 318 | 5.251 | 277 | 3.158 | 354 | 261 | 4.050 | 9.301 | |
| 50-54 JAAR | | 1.947 | 22.512 | 335 | 1.828 | 26.622 | 1.349 | 16.330 | 1.426 | 1.286 | 20.391 | 47.013 | |
| 55 JAAR | | 328 | 4.305 | 108 | 322 | 5.063 | 228 | 3.143 | 385 | 224 | 3.980 | 9.043 | |
| 56 JAAR | | 318 | 4.196 | 100 | 261 | 4.875 | 239 | 2.881 | 423 | 197 | 3.740 | 8.615 | |
| 57 JAAR | | 299 | 4.090 | 102 | 280 | 4.771 | 204 | 2.842 | 491 | 176 | 3.713 | 8.484 | |
| 58 JAAR | | 300 | 3.907 | 108 | 218 | 4.533 | 207 | 2.777 | 518 | 179 | 3.681 | 8.214 | |
| 59 JAAR | | 263 | 3.849 | 103 | 214 | 4.429 | 210 | 2.716 | 553 | 154 | 3.633 | 8.062 | |
| 55-59 JAAR | | 1.508 | 20.347 | 521 | 1.295 | 23.671 | 1.088 | 14.359 | 2.370 | 930 | 18.747 | 42.418 | |
| 60 JAAR | | 247 | 3.754 | 123 | 173 | 4.297 | 188 | 2.562 | 576 | 159 | 3.485 | 7.782 | |
| 61 JAAR | | 269 | 3.827 | 140 | 193 | 4.429 | 177 | 2.401 | 641 | 155 | 3.374 | 7.803 | |
| 62 JAAR | | 237 | 3.298 | 170 | 161 | 3.866 | 180 | 2.163 | 655 | 146 | 3.144 | 7.010 | |
| 63 JAAR | | 268 | 3.539 | 171 | 165 | 4.143 | 181 | 2.247 | 778 | 133 | 3.399 | 7.482 | |
| 64 JAAR | | 248 | 3.173 | 184 | 151 | 3.756 | 178 | 1.928 | 782 | 121 | 3.009 | 6.765 | |
| 60-64 JAAR | | 1.269 | 17.591 | 788 | 843 | 20.491 | 904 | 11.301 | 3.432 | 714 | 16.351 | 36.842 | |
| 65 JAAR | | 231 | 2.991 | 199 | 154 | 3.575 | 163 | 1.832 | 822 | 112 | 2.929 | 6.504 | |
| 66 JAAR | | 231 | 2.800 | 220 | 157 | 3.408 | 163 | 1.636 | 912 | 118 | 2.829 | 6.237 | |
| 67 JAAR | | 225 | 2.658 | 278 | 119 | 3.280 | 172 | 1.609 | 958 | 114 | 2.853 | 6.133 | |
| 68 JAAR | | 248 | 2.455 | 276 | 119 | 3.098 | 169 | 1.487 | 958 | 118 | 2.732 | 5.830 | |
| 69 JAAR | | 213 | 2.335 | 251 | 110 | 2.909 | 163 | 1.277 | 1.010 | 93 | 2.543 | 5.452 | |
| 65-69 JAAR | | 1.148 | 13.239 | 1.224 | 659 | 16.270 | 830 | 7.841 | 4.660 | 555 | 13.886 | 30.156 | |
| 70 JAAR | | 210 | 2.212 | 288 | 133 | 2.843 | 178 | 1.179 | 1.016 | 91 | 2.464 | 5.307 | |
| 71 JAAR | | 178 | 1.901 | 261 | 92 | 2.432 | 160 | 1.050 | 980 | 84 | 2.274 | 4.706 | |
| 72 JAAR | | 156 | 1.700 | 289 | 75 | 2.220 | 160 | 941 | 937 | 76 | 2.114 | 4.334 | |
| 73 JAAR | | 127 | 1.507 | 254 | 82 | 1.970 | 163 | 765 | 1.047 | 90 | 2.065 | 4.035 | |
| 74 JAAR | | 104 | 942 | 163 | 58 | 1.267 | 102 | 512 | 706 | 46 | 1.366 | 2.633 | |
| 70-74 JAAR | | 775 | 8.262 | 1.255 | 440 | 10.732 | 763 | 4.447 | 4.686 | 387 | 10.283 | 21.015 | |
| 75 JAAR | | 66 | 741 | 153 | 24 | 984 | 108 | 341 | 548 | 38 | 1.035 | 2.019 | |
| 76 JAAR | | 63 | 659 | 139 | 33 | 894 | 106 | 281 | 529 | 30 | 946 | 1.840 | |
| 77 JAAR | | 75 | 555 | 139 | 22 | 791 | 109 | 271 | 592 | 24 | 996 | 1.787 | |
| 78 JAAR | | 63 | 581 | 147 | 20 | 811 | 104 | 279 | 666 | 20 | 1.069 | 1.880 | |
| 79 JAAR | | 62 | 578 | 186 | 26 | 852 | 139 | 253 | 682 | 33 | 1.107 | 1.959 | |
| 75-79 JAAR | | 329 | 3.114 | 764 | 125 | 4.332 | 566 | 1.425 | 3.017 | 145 | 5.153 | 9.485 | |
| 80 JAAR | | 60 | 500 | 180 | 12 | 752 | 130 | 239 | 650 | 33 | 1.052 | 1.804 | |
| 81 JAAR | | 48 | 420 | 176 | 21 | 665 | 111 | 187 | 671 | 29 | 998 | 1.663 | |
| 82 JAAR | | 41 | 335 | 147 | 13 | 536 | 122 | 128 | 585 | 25 | 860 | 1.396 | |
| 83 JAAR | | 32 | 232 | 114 | 12 | 390 | 73 | 117 | 560 | 16 | 766 | 1.156 | |
| 84 JAAR | | 31 | 182 | 111 | 10 | 334 | 95 | 84 | 565 | 16 | 760 | 1.094 | |
| 80-84 JAAR | | 212 | 1.669 | 728 | 68 | 2.677 | 531 | 755 | 3.031 | 119 | 4.436 | 7.113 | |
| 85 JAAR | | 23 | 168 | 117 | 6 | 314 | 83 | 73 | 420 | 19 | 595 | 909 | |
| 86 JAAR | | 26 | 121 | 81 | 3 | 231 | 61 | 45 | 392 | 17 | 515 | 746 | |
| 87 JAAR | | 17 | 88 | 90 | 3 | 198 | 74 | 30 | 330 | 14 | 448 | 646 | |
| 88 JAAR | | 11 | 72 | 65 | 8 | 156 | 54 | 21 | 308 | 9 | 392 | 548 | |
| 89 JAAR | | 14 | 61 | 64 | 4 | 143 | 58 | 23 | 272 | 13 | 366 | 509 | |
| 85-89 JAAR | | 91 | 510 | 417 | 24 | 1.042 | 330 | 192 | 1.722 | 72 | 2.316 | 3.358 | |
| 90 JAAR | | 5 | 32 | 40 | - | 77 | 37 | 8 | 188 | 8 | 241 | 318 | |
| 91 JAAR | | 4 | 24 | 35 | 5 | 68 | 32 | 11 | 142 | 5 | 190 | 258 | |
| 92 JAAR | | 8 | 20 | 32 | 1 | 61 | 28 | 8 | 138 | 3 | 177 | 238 | |
| 93 JAAR | | 5 | 17 | 22 | 1 | 45 | 22 | 4 | 107 | 10 | 143 | 188 | |
| 94 JAAR | | 1 | 7 | 20 | 1 | 29 | 11 | 3 | 53 | 3 | 70 | 99 | |
| 90-94 JAAR | | 23 | 100 | 149 | 8 | 280 | 130 | 34 | 628 | 29 | 821 | 1.101 | |
| 95 JAAR | | - | 8 | 14 | - | 22 | 12 | 4 | 47 | 2 | 65 | 87 | |
| 96 JAAR | | 1 | 7 | 9 | 1 | 18 | 6 | 3 | 43 | 1 | 53 | 71 | |
| 97 JAAR | | 2 | 1 | 8 | - | 11 | 9 | - | 18 | 1 | 28 | 39 | |
| 98 JAAR | | 1 | 1 | - | - | 2 | 3 | 2 | 11 | - | 16 | 18 | |
| 99 JAAR | | - | - | 2 | - | 2 | 6 | 1 | 11 | - | 18 | 20 | |
| 95-99 JAAR | | 4 | 17 | 33 | 1 | 55 | 36 | 10 | 130 | 4 | 180 | 235 | |
| 100 JAAR EN OUDER | | 1 | 1 | 9 | - | 11 | 6 | - | 22 | 1 | 29 | 40 | |
| TOTAAL | | 220.404 | 252.060 | 6.988 | 16.161 | 495.613 | 178.747 | 206.324 | 27.828 | 12.056 | 424.955 | 920.568 | |

| N.I.S. BEVOLKING OP 1-1-1994 | | TABEL 01.01 B VREEMDE BEVOLKING NAAR LEEFTIJD, GESLACHT EN BURGERLIJKE STAAT (1) OMVAT WETTELIJK GESCHIEDEN VAN TAFEL EN BED | | | | | | | | BLZ. 1.- GEWEST: 01 BRUSSELS HOOFD- STEDELIJK GEWEST | | |
|------------------------------------|--|---|---------------|-----------------|-----------------|--------|---------------|---------------|-----------------|---|--------|-------------------------|
| LEEFTIJD | | MANNEN | | | | | VROUWEN | | | | | ALGE- MEEN TOTAAL |
| | | ON- GEHUWD | GEHUWD (1) | WEDUW- STAAT | GESCHEI- DEN | TOTAAL | ON- GEHUWD | GEHUWD (1) | WEDUW- STAAT | GESCHEI- DEN | TOTAAL | |
| 0 JAAR | | 2.033 | - | - | - | 2.033 | 1.942 | - | - | - | 1.942 | 3.975 |
| 1 JAAR | | 2.096 | - | - | - | 2.096 | 2.027 | - | - | - | 2.027 | 4.123 |
| 2 JAAR | | 2.043 | - | - | - | 2.043 | 2.011 | - | - | - | 2.011 | 4.054 |
| 3 JAAR | | 2.197 | - | - | - | 2.197 | 2.027 | - | - | - | 2.027 | 4.224 |
| 4 JAAR | | 2.090 | - | - | - | 2.090 | 2.069 | - | - | - | 2.069 | 4.159 |
| 0- 4 JAAR | | 10.459 | - | - | - | 10.459 | 10.076 | - | - | - | 10.076 | 20.535 |
| 5 JAAR | | 2.131 | - | - | - | 2.131 | 2.060 | - | - | - | 2.060 | 4.191 |
| 6 JAAR | | 2.113 | - | - | - | 2.113 | 2.037 | - | - | - | 2.037 | 4.150 |
| 7 JAAR | | 2.081 | - | - | - | 2.081 | 1.952 | - | - | - | 1.952 | 4.033 |
| 8 JAAR | | 2.066 | - | - | - | 2.066 | 1.914 | - | - | - | 1.914 | 3.980 |
| 9 JAAR | | 2.042 | - | - | - | 2.042 | 2.017 | - | - | - | 2.017 | 4.059 |
| 5- 9 JAAR | | 10.433 | - | - | - | 10.433 | 9.980 | - | - | - | 9.980 | 20.413 |
| 10 JAAR | | 2.033 | - | - | - | 2.033 | 1.891 | - | - | - | 1.891 | 3.924 |
| 11 JAAR | | 2.090 | - | - | - | 2.090 | 2.040 | - | - | - | 2.040 | 4.130 |
| 12 JAAR | | 2.136 | - | - | - | 2.136 | 2.028 | - | - | - | 2.028 | 4.164 |
| 13 JAAR | | 2.203 | - | - | - | 2.203 | 2.147 | - | - | - | 2.147 | 4.350 |
| 14 JAAR | | 2.289 | - | - | - | 2.289 | 2.184 | - | - | - | 2.184 | 4.473 |
| 10-14 JAAR | | 10.751 | - | - | - | 10.751 | 10.290 | - | - | - | 10.290 | 21.041 |
| 15 JAAR | | 2.174 | - | - | - | 2.174 | 2.215 | 15 | - | - | 2.230 | 4.404 |
| 16 JAAR | | 2.163 | - | - | - | 2.163 | 2.069 | 74 | - | - | 2.143 | 4.306 |
| 17 JAAR | | 2.178 | 12 | - | - | 2.190 | 1.959 | 155 | - | - | 2.114 | 4.304 |
| 18 JAAR | | 1.966 | 27 | - | - | 1.993 | 1.621 | 216 | - | 6 | 1.843 | 3.836 |
| 19 JAAR | | 1.979 | 64 | - | - | 2.043 | 1.523 | 370 | - | 4 | 1.897 | 3.940 |
| 15-19 JAAR | | 10.460 | 103 | - | - | 10.563 | 9.387 | 830 | - | 10 | 10.227 | 20.790 |
| 20 JAAR | | 2.037 | 149 | - | 1 | 2.187 | 1.569 | 578 | - | 5 | 2.152 | 4.339 |
| 21 JAAR | | 2.222 | 230 | - | 1 | 2.453 | 1.614 | 729 | 4 | 11 | 2.358 | 4.811 |
| 22 JAAR | | 2.116 | 396 | - | 6 | 2.518 | 1.686 | 850 | - | 14 | 2.550 | 5.068 |
| 23 JAAR | | 2.200 | 567 | - | 4 | 2.771 | 1.543 | 1.059 | 2 | 14 | 2.618 | 5.389 |
| 24 JAAR | | 2.239 | 704 | - | 6 | 2.949 | 1.597 | 1.193 | 6 | 26 | 2.822 | 5.771 |
| 20-24 JAAR | | 10.814 | 2.046 | - | 18 | 12.878 | 8.009 | 4.409 | 12 | 70 | 12.500 | 25.378 |
| 25 JAAR | | 2.184 | 907 | - | 18 | 3.109 | 1.518 | 1.287 | 8 | 31 | 2.844 | 5.953 |
| 26 JAAR | | 1.977 | 1.059 | 2 | 23 | 3.061 | 1.463 | 1.425 | 4 | 44 | 2.936 | 5.997 |
| 27 JAAR | | 2.029 | 1.339 | 3 | 32 | 3.403 | 1.448 | 1.641 | 11 | 47 | 3.147 | 6.550 |
| 28 JAAR | | 1.873 | 1.583 | 1 | 37 | 3.494 | 1.309 | 1.842 | 12 | 59 | 3.222 | 6.716 |
| 29 JAAR | | 1.761 | 1.763 | 2 | 51 | 3.577 | 1.286 | 1.907 | 18 | 65 | 3.276 | 6.853 |
| 25-29 JAAR | | 9.824 | 6.651 | 8 | 161 | 16.644 | 7.024 | 8.102 | 53 | 246 | 15.425 | 32.069 |
| 30 JAAR | | 1.521 | 1.813 | 1 | 67 | 3.402 | 1.038 | 1.884 | 12 | 71 | 3.005 | 6.407 |
| 31 JAAR | | 1.396 | 1.939 | 1 | 66 | 3.402 | 950 | 1.966 | 19 | 96 | 3.031 | 6.433 |
| 32 JAAR | | 1.160 | 1.956 | 5 | 93 | 3.214 | 832 | 1.940 | 14 | 114 | 2.900 | 6.114 |
| 33 JAAR | | 1.080 | 2.023 | 6 | 90 | 3.199 | 764 | 2.043 | 29 | 97 | 2.933 | 6.132 |
| 34 JAAR | | 822 | 2.013 | 5 | 89 | 2.929 | 646 | 1.899 | 32 | 119 | 2.696 | 5.625 |
| 30-34 JAAR | | 5.979 | 9.744 | 18 | 405 | 16.146 | 4.230 | 9.732 | 106 | 497 | 14.565 | 30.711 |
| 35 JAAR | | 801 | 1.981 | 3 | 122 | 2.907 | 579 | 1.827 | 27 | 120 | 2.553 | 5.460 |
| 36 JAAR | | 677 | 1.861 | 7 | 116 | 2.661 | 515 | 1.733 | 35 | 108 | 2.391 | 5.052 |
| 37 JAAR | | 545 | 1.993 | 10 | 136 | 2.684 | 445 | 1.832 | 25 | 124 | 2.426 | 5.110 |
| 38 JAAR | | 495 | 1.909 | 11 | 139 | 2.554 | 410 | 1.745 | 29 | 147 | 2.331 | 4.885 |
| 39 JAAR | | 433 | 1.817 | 7 | 141 | 2.398 | 389 | 1.611 | 41 | 147 | 2.188 | 4.586 |
| 35-39 JAAR | | 2.951 | 9.561 | 38 | 654 | 13.204 | 2.338 | 8.748 | 157 | 646 | 11.889 | 25.093 |
| 40 JAAR | | 393 | 1.753 | 10 | 144 | 2.300 | 314 | 1.527 | 44 | 147 | 2.032 | 4.332 |
| 41 JAAR | | 390 | 1.784 | 9 | 154 | 2.337 | 324 | 1.547 | 55 | 126 | 2.052 | 4.389 |
| 42 JAAR | | 311 | 1.612 | 4 | 156 | 2.083 | 304 | 1.301 | 35 | 122 | 1.762 | 3.845 |
| 43 JAAR | | 272 | 1.727 | 8 | 152 | 2.159 | 291 | 1.465 | 32 | 134 | 1.922 | 4.081 |
| 44 JAAR | | 232 | 1.555 | 10 | 122 | 1.919 | 259 | 1.213 | 47 | 127 | 1.646 | 3.565 |
| 40-44 JAAR | | 1.598 | 8.431 | 41 | 728 | 10.798 | 1.492 | 7.053 | 213 | 656 | 9.414 | 20.212 |
| 45 JAAR | | 276 | 1.517 | 7 | 125 | 1.925 | 227 | 1.214 | 54 | 130 | 1.625 | 3.550 |
| 46 JAAR | | 225 | 1.491 | 10 | 160 | 1.886 | 208 | 1.153 | 47 | 150 | 1.558 | 3.444 |
| 47 JAAR | | 203 | 1.408 | 13 | 139 | 1.763 | 182 | 1.135 | 56 | 121 | 1.494 | 3.257 |
| 48 JAAR | | 186 | 1.260 | 11 | 123 | 1.580 | 152 | 1.054 | 70 | 102 | 1.378 | 2.958 |
| 49 JAAR | | 166 | 1.324 | 16 | 113 | 1.619 | 180 | 1.012 | 56 | 129 | 1.377 | 2.996 |
| 45-49 JAAR | | 1.056 | 7.000 | 57 | 660 | 8.773 | 949 | 5.568 | 283 | 632 | 7.432 | 16.205 |

| N.I.S. BEVOLKING OP 1-1-1994 | | TABEL 01.01 B | | | | | BLZ. 2.- | | | | | GEWEST: 01 | |
|------------------------------------|--|---|---------------|-----------------|-----------------|---------|-------------------------------------|---------------|-----------------|-----------------|---------|---------------|--|
| | | VREEMDE BEVOLKING NAAR LEEFTIJD, GESLACHT EN BURGERLIJKE STAAT | | | | | BRUSSELS HOOFD- STEDELIJK GEWEST | | | | | | |
| | | (1) OMVAT WETTELIJK GESCHEIDEN VAN TAFEL EN BED | | | | | | | | | | | |
| LEEFTIJD | | MANNEN | | | | | VROUWEN | | | | | ALGE- MEEN | |
| | | ON- GEHUWD | GEHUWD (1) | WEDUW- STAAT | GESCHEI- DEN | TOTAAL | ON- GEHUWD | GEHUWD (1) | WEDUW- STAAT | GESCHEI- DEN | TOTAAL | TOTAAL | |
| 50 JAAR | | 164 | 1.215 | 10 | 114 | 1.503 | 146 | 958 | 60 | 115 | 1.279 | 2.782 | |
| 51 JAAR | | 145 | 1.280 | 15 | 99 | 1.539 | 158 | 894 | 71 | 102 | 1.225 | 2.764 | |
| 52 JAAR | | 135 | 1.055 | 11 | 88 | 1.289 | 141 | 838 | 69 | 80 | 1.128 | 2.417 | |
| 53 JAAR | | 140 | 1.343 | 15 | 94 | 1.592 | 123 | 1.076 | 100 | 101 | 1.400 | 2.992 | |
| 54 JAAR | | 127 | 1.212 | 20 | 80 | 1.439 | 121 | 864 | 94 | 108 | 1.187 | 2.626 | |
| 50-54 JAAR | | 711 | 6.105 | 71 | 475 | 7.362 | 689 | 4.630 | 394 | 506 | 6.219 | 13.581 | |
| 55 JAAR | | 102 | 1.231 | 22 | 94 | 1.449 | 106 | 831 | 84 | 89 | 1.110 | 2.559 | |
| 56 JAAR | | 108 | 1.135 | 30 | 64 | 1.337 | 114 | 774 | 114 | 84 | 1.086 | 2.423 | |
| 57 JAAR | | 89 | 1.171 | 26 | 68 | 1.354 | 104 | 780 | 129 | 90 | 1.103 | 2.457 | |
| 58 JAAR | | 96 | 1.052 | 18 | 44 | 1.210 | 101 | 787 | 120 | 74 | 1.082 | 2.292 | |
| 59 JAAR | | 83 | 1.048 | 20 | 53 | 1.204 | 109 | 677 | 132 | 49 | 967 | 2.171 | |
| 55-59 JAAR | | 478 | 5.637 | 116 | 323 | 6.554 | 534 | 3.849 | 579 | 386 | 5.348 | 11.902 | |
| 60 JAAR | | 66 | 962 | 30 | 44 | 1.102 | 83 | 582 | 126 | 62 | 853 | 1.955 | |
| 61 JAAR | | 81 | 966 | 31 | 55 | 1.133 | 89 | 578 | 148 | 55 | 870 | 2.003 | |
| 62 JAAR | | 55 | 821 | 36 | 36 | 948 | 87 | 507 | 150 | 50 | 794 | 1.742 | |
| 63 JAAR | | 69 | 892 | 36 | 36 | 1.033 | 86 | 525 | 173 | 48 | 832 | 1.865 | |
| 64 JAAR | | 64 | 759 | 32 | 46 | 901 | 75 | 401 | 144 | 36 | 656 | 1.557 | |
| 60-64 JAAR | | 335 | 4.400 | 165 | 217 | 5.117 | 420 | 2.593 | 741 | 251 | 4.005 | 9.122 | |
| 65 JAAR | | 47 | 683 | 26 | 37 | 793 | 79 | 393 | 165 | 46 | 683 | 1.476 | |
| 66 JAAR | | 51 | 575 | 33 | 41 | 700 | 87 | 312 | 155 | 44 | 578 | 1.278 | |
| 67 JAAR | | 35 | 529 | 43 | 22 | 629 | 63 | 307 | 153 | 43 | 566 | 1.195 | |
| 68 JAAR | | 53 | 452 | 39 | 35 | 579 | 66 | 253 | 156 | 42 | 517 | 1.096 | |
| 69 JAAR | | 32 | 369 | 34 | 27 | 462 | 65 | 218 | 165 | 35 | 483 | 945 | |
| 65-69 JAAR | | 218 | 2.608 | 175 | 162 | 3.163 | 340 | 1.483 | 794 | 210 | 2.827 | 5.990 | |
| 70 JAAR | | 31 | 396 | 41 | 23 | 491 | 72 | 208 | 145 | 39 | 464 | 955 | |
| 71 JAAR | | 32 | 331 | 36 | 15 | 414 | 59 | 188 | 140 | 19 | 406 | 820 | |
| 72 JAAR | | 28 | 311 | 36 | 18 | 393 | 55 | 156 | 126 | 28 | 365 | 758 | |
| 73 JAAR | | 27 | 263 | 38 | 25 | 353 | 65 | 143 | 189 | 32 | 429 | 782 | |
| 74 JAAR | | 21 | 155 | 24 | 13 | 213 | 39 | 95 | 128 | 16 | 278 | 491 | |
| 70-74 JAAR | | 139 | 1.456 | 175 | 94 | 1.864 | 290 | 790 | 728 | 134 | 1.942 | 3.806 | |
| 75 JAAR | | 10 | 144 | 14 | 10 | 178 | 54 | 56 | 95 | 13 | 218 | 396 | |
| 76 JAAR | | 11 | 141 | 16 | 2 | 170 | 33 | 57 | 115 | 16 | 221 | 391 | |
| 77 JAAR | | 15 | 89 | 24 | 4 | 132 | 25 | 45 | 115 | 10 | 195 | 327 | |
| 78 JAAR | | 15 | 104 | 19 | 6 | 144 | 34 | 47 | 114 | 5 | 200 | 344 | |
| 79 JAAR | | 11 | 108 | 29 | 8 | 156 | 39 | 45 | 105 | 9 | 198 | 354 | |
| 75-79 JAAR | | 62 | 586 | 102 | 30 | 780 | 185 | 250 | 544 | 53 | 1.032 | 1.812 | |
| 80 JAAR | | 10 | 89 | 25 | 5 | 129 | 38 | 48 | 109 | 17 | 212 | 341 | |
| 81 JAAR | | 14 | 59 | 35 | 4 | 112 | 35 | 41 | 118 | 12 | 206 | 318 | |
| 82 JAAR | | 9 | 68 | 21 | 4 | 102 | 33 | 27 | 98 | 13 | 171 | 273 | |
| 83 JAAR | | 5 | 54 | 25 | 6 | 90 | 20 | 32 | 115 | 10 | 177 | 267 | |
| 84 JAAR | | 8 | 36 | 19 | 2 | 65 | 25 | 19 | 108 | 4 | 156 | 221 | |
| 80-84 JAAR | | 46 | 306 | 125 | 21 | 498 | 151 | 167 | 548 | 56 | 922 | 1.420 | |
| 85 JAAR | | 5 | 39 | 27 | 3 | 74 | 27 | 12 | 72 | 7 | 118 | 192 | |
| 86 JAAR | | 6 | 40 | 19 | 1 | 66 | 15 | 8 | 82 | 10 | 115 | 181 | |
| 87 JAAR | | 4 | 17 | 25 | 1 | 47 | 19 | 9 | 69 | 5 | 102 | 149 | |
| 88 JAAR | | 3 | 13 | 9 | 4 | 29 | 22 | 8 | 75 | 4 | 109 | 138 | |
| 89 JAAR | | 4 | 22 | 17 | 1 | 44 | 11 | 4 | 57 | 5 | 77 | 121 | |
| 85-89 JAAR | | 22 | 131 | 97 | 10 | 260 | 94 | 41 | 355 | 31 | 521 | 781 | |
| 90 JAAR | | - | 4 | 6 | - | 10 | 8 | 4 | 52 | 4 | 68 | 78 | |
| 91 JAAR | | 1 | 7 | 9 | 4 | 21 | 6 | 1 | 30 | 2 | 39 | 60 | |
| 92 JAAR | | 2 | 8 | 7 | 1 | 18 | 6 | 4 | 34 | 1 | 45 | 63 | |
| 93 JAAR | | 2 | 5 | 10 | - | 17 | 5 | 2 | 34 | 6 | 47 | 64 | |
| 94 JAAR | | 1 | 2 | 8 | - | 11 | 2 | - | 11 | 1 | 14 | 25 | |
| 90-94 JAAR | | 6 | 26 | 40 | 5 | 77 | 27 | 11 | 161 | 14 | 213 | 290 | |
| 95 JAAR | | - | 5 | 2 | - | 7 | 3 | 2 | 21 | 2 | 28 | 35 | |
| 96 JAAR | | - | 2 | 1 | - | 3 | 1 | 2 | 12 | - | 15 | 18 | |
| 97 JAAR | | 1 | - | - | - | 1 | 3 | - | 4 | 1 | 8 | 9 | |
| 98 JAAR | | - | 1 | - | - | 1 | 2 | 2 | 5 | - | 9 | 10 | |
| 99 JAAR | | - | - | - | - | - | 3 | - | 3 | - | 6 | 6 | |
| 95-99 JAAR | | 1 | 8 | 3 | - | 12 | 12 | 6 | 45 | 3 | 66 | 78 | |
| 100 JAAR EN OUDER | | - | 1 | 2 | - | 3 | 2 | - | 10 | 1 | 13 | 16 | |
| TOTAAL | | 76.343 | 64.800 | 1.233 | 3.963 | 146.339 | 66.519 | 58.262 | 5.723 | 4.402 | 134.906 | 281.245 | |

| N.I.S. BEVOLKING OP 1-1-1994 | | TABEL 01.01 B VREEMDE BEVOLKING NAAR LEEFTIJD, GESLACHT EN BURGERLIJKE STAAT (1) OMVAT WETTELIJK GESCHIEDEN VAN TAFEL EN BED | | | | | | | | BLZ. 1.- GEWEST: 02 VLAAMS GEWEST | |
|------------------------------------|---------------|---|-----------------|-----------------|--------|---------------|---------------|-----------------|-----------------|---|-------------------------|
| LEEFTIJD | MANNEN | | | | | VROUWEN | | | | | ALGE- MEEN TOTAAL |
| | ON- GEHUWD | GEHUWD (1) | WEDUW- STAAT | GESCHEI- DEN | TOTAAL | ON- GEHUWD | GEHUWD (1) | WEDUW- STAAT | GESCHEI- DEN | TOTAAL | |
| 0 JAAR | 2.053 | - | - | - | 2.053 | 1.917 | - | - | - | 1.917 | 3.970 |
| 1 JAAR | 2.041 | - | - | - | 2.041 | 2.066 | - | - | - | 2.066 | 4.107 |
| 2 JAAR | 2.107 | - | - | - | 2.107 | 2.016 | - | - | - | 2.016 | 4.123 |
| 3 JAAR | 2.101 | - | - | - | 2.101 | 2.069 | - | - | - | 2.069 | 4.170 |
| 4 JAAR | 2.063 | - | - | - | 2.063 | 1.997 | - | - | - | 1.997 | 4.060 |
| 0- 4 JAAR | 10.365 | - | - | - | 10.365 | 10.065 | - | - | - | 10.065 | 20.430 |
| 5 JAAR | 2.102 | - | - | - | 2.102 | 1.948 | - | - | - | 1.948 | 4.050 |
| 6 JAAR | 2.086 | - | - | - | 2.086 | 1.987 | - | - | - | 1.987 | 4.073 |
| 7 JAAR | 2.070 | - | - | - | 2.070 | 1.825 | - | - | - | 1.825 | 3.895 |
| 8 JAAR | 2.029 | - | - | - | 2.029 | 1.897 | - | - | - | 1.897 | 3.926 |
| 9 JAAR | 2.035 | - | - | - | 2.035 | 1.924 | - | - | - | 1.924 | 3.959 |
| 5- 9 JAAR | 10.322 | - | - | - | 10.322 | 9.581 | - | - | - | 9.581 | 19.903 |
| 10 JAAR | 1.941 | - | - | - | 1.941 | 2.002 | - | - | - | 2.002 | 3.943 |
| 11 JAAR | 2.020 | - | - | - | 2.020 | 2.020 | - | - | - | 2.020 | 4.040 |
| 12 JAAR | 1.984 | - | - | - | 1.984 | 2.021 | - | - | - | 2.021 | 4.005 |
| 13 JAAR | 2.248 | - | - | - | 2.248 | 2.082 | - | - | - | 2.082 | 4.330 |
| 14 JAAR | 2.274 | - | - | - | 2.274 | 2.145 | 1 | - | - | 2.146 | 4.420 |
| 10-14 JAAR | 10.467 | - | - | - | 10.467 | 10.270 | 1 | - | - | 10.271 | 20.738 |
| 15 JAAR | 2.136 | - | - | - | 2.136 | 2.081 | 20 | - | - | 2.101 | 4.237 |
| 16 JAAR | 2.103 | 8 | - | - | 2.111 | 2.038 | 82 | - | - | 2.120 | 4.231 |
| 17 JAAR | 2.002 | 18 | - | - | 2.020 | 1.837 | 204 | - | 1 | 2.042 | 4.062 |
| 18 JAAR | 1.857 | 35 | - | 1 | 1.893 | 1.592 | 310 | - | 3 | 1.905 | 3.798 |
| 19 JAAR | 1.868 | 110 | - | 1 | 1.979 | 1.463 | 514 | - | 3 | 1.980 | 3.959 |
| 15-19 JAAR | 9.966 | 171 | - | 2 | 10.139 | 9.011 | 1.130 | - | 7 | 10.148 | 20.287 |
| 20 JAAR | 1.926 | 244 | - | 1 | 2.171 | 1.357 | 715 | 2 | 7 | 2.081 | 4.252 |
| 21 JAAR | 1.944 | 344 | - | 4 | 2.292 | 1.288 | 911 | - | 4 | 2.203 | 4.495 |
| 22 JAAR | 1.938 | 548 | - | 8 | 2.494 | 1.184 | 1.179 | 4 | 17 | 2.384 | 4.878 |
| 23 JAAR | 1.840 | 811 | 1 | 5 | 2.657 | 1.205 | 1.284 | 4 | 17 | 2.510 | 5.167 |
| 24 JAAR | 1.827 | 1.024 | 2 | 16 | 2.869 | 1.097 | 1.495 | 6 | 22 | 2.620 | 5.489 |
| 20-24 JAAR | 9.475 | 2.971 | 3 | 34 | 12.483 | 6.131 | 5.584 | 16 | 67 | 11.798 | 24.281 |
| 25 JAAR | 1.689 | 1.293 | 2 | 13 | 2.997 | 946 | 1.602 | - | 34 | 2.582 | 5.579 |
| 26 JAAR | 1.596 | 1.369 | 2 | 27 | 2.994 | 836 | 1.691 | 6 | 32 | 2.565 | 5.559 |
| 27 JAAR | 1.571 | 1.792 | 4 | 31 | 3.398 | 801 | 2.003 | 10 | 43 | 2.857 | 6.255 |
| 28 JAAR | 1.405 | 1.964 | 6 | 56 | 3.431 | 621 | 1.970 | 13 | 55 | 2.659 | 6.090 |
| 29 JAAR | 1.280 | 2.163 | 2 | 55 | 3.500 | 651 | 2.070 | 13 | 62 | 2.796 | 6.296 |
| 25-29 JAAR | 7.541 | 8.581 | 16 | 182 | 16.320 | 3.855 | 9.336 | 42 | 226 | 13.459 | 29.779 |
| 30 JAAR | 1.077 | 2.134 | 4 | 78 | 3.293 | 502 | 2.045 | 13 | 59 | 2.619 | 5.912 |
| 31 JAAR | 966 | 2.400 | 5 | 87 | 3.458 | 457 | 1.944 | 18 | 74 | 2.493 | 5.951 |
| 32 JAAR | 852 | 2.250 | 3 | 88 | 3.193 | 397 | 1.871 | 12 | 73 | 2.353 | 5.546 |
| 33 JAAR | 773 | 2.565 | 5 | 119 | 3.462 | 378 | 2.087 | 20 | 75 | 2.560 | 6.022 |
| 34 JAAR | 589 | 2.330 | 11 | 115 | 3.045 | 306 | 1.906 | 22 | 93 | 2.327 | 5.372 |
| 30-34 JAAR | 4.257 | 11.679 | 28 | 487 | 16.451 | 2.040 | 9.853 | 85 | 374 | 12.352 | 28.803 |
| 35 JAAR | 566 | 2.438 | 9 | 131 | 3.144 | 255 | 1.872 | 26 | 65 | 2.218 | 5.362 |
| 36 JAAR | 490 | 2.327 | 7 | 127 | 2.951 | 228 | 1.656 | 24 | 100 | 2.008 | 4.959 |
| 37 JAAR | 447 | 2.298 | 7 | 144 | 2.896 | 224 | 1.752 | 28 | 88 | 2.092 | 4.988 |
| 38 JAAR | 363 | 2.258 | 9 | 189 | 2.819 | 188 | 1.633 | 25 | 95 | 1.941 | 4.760 |
| 39 JAAR | 300 | 2.187 | 11 | 173 | 2.671 | 205 | 1.537 | 34 | 75 | 1.851 | 4.522 |
| 35-39 JAAR | 2.166 | 11.508 | 43 | 764 | 14.481 | 1.100 | 8.450 | 137 | 423 | 10.110 | 24.591 |
| 40 JAAR | 283 | 1.954 | 14 | 160 | 2.411 | 147 | 1.476 | 35 | 83 | 1.741 | 4.152 |
| 41 JAAR | 240 | 2.004 | 14 | 189 | 2.447 | 159 | 1.381 | 44 | 83 | 1.667 | 4.114 |
| 42 JAAR | 263 | 1.896 | 20 | 178 | 2.357 | 137 | 1.289 | 23 | 77 | 1.526 | 3.883 |
| 43 JAAR | 198 | 2.139 | 12 | 183 | 2.532 | 142 | 1.349 | 40 | 103 | 1.634 | 4.166 |
| 44 JAAR | 242 | 2.008 | 11 | 207 | 2.468 | 124 | 1.342 | 51 | 79 | 1.596 | 4.064 |
| 40-44 JAAR | 1.226 | 10.001 | 71 | 917 | 12.215 | 709 | 6.837 | 193 | 425 | 8.164 | 20.379 |
| 45 JAAR | 207 | 1.941 | 12 | 176 | 2.336 | 94 | 1.263 | 48 | 92 | 1.497 | 3.833 |
| 46 JAAR | 197 | 1.788 | 19 | 206 | 2.210 | 109 | 1.243 | 45 | 99 | 1.496 | 3.706 |
| 47 JAAR | 187 | 1.791 | 19 | 174 | 2.171 | 93 | 1.138 | 56 | 93 | 1.380 | 3.551 |
| 48 JAAR | 156 | 1.576 | 10 | 160 | 1.902 | 71 | 1.043 | 55 | 83 | 1.252 | 3.154 |
| 49 JAAR | 141 | 1.526 | 18 | 162 | 1.847 | 75 | 1.085 | 62 | 82 | 1.304 | 3.151 |
| 45-49 JAAR | 888 | 8.622 | 78 | 878 | 10.466 | 442 | 5.772 | 266 | 449 | 6.929 | 17.395 |

| N.I.S. BEVOLKING OP 1-1-1994 | | TABEL 01.01 B | | | | | BLZ. 2.- | | | | GEWEST: 02 VLAAMS GEWEST | | |
|------------------------------------|--|---|---------------|-----------------|-----------------|---------|---------------|---------------|-----------------|-----------------|-----------------------------|---------------|--|
| | | VREEMDE BEVOLKING NAAR LEEFTIJD, GESLACHT EN BURGERLIJKE STAAT | | | | | | | | | | | |
| | | (1) OMVAT WETTELIJK GESCHIEDEN VAN TAFEL EN BED | | | | | | | | | | | |
| LEEFTIJD | | MANNEN | | | | | VROUWEN | | | | | ALGE- MEEN | |
| | | ON- GEHUWD | GEHUWD (1) | WEDUW- STAAT | GESCHEI- DEN | TOTAAL | ON- GEHUWD | GEHUWD (1) | WEDUW- STAAT | GESCHEI- DEN | TOTAAL | TOTAAL | |
| 50 JAAR | | 125 | 1.526 | 28 | 146 | 1.825 | 74 | 980 | 52 | 80 | 1.186 | 3.011 | |
| 51 JAAR | | 118 | 1.466 | 17 | 138 | 1.739 | 67 | 957 | 71 | 63 | 1.198 | 2.937 | |
| 52 JAAR | | 125 | 1.377 | 24 | 149 | 1.675 | 62 | 886 | 61 | 58 | 1.067 | 2.742 | |
| 53 JAAR | | 107 | 1.546 | 15 | 126 | 1.794 | 44 | 1.072 | 88 | 72 | 1.276 | 3.070 | |
| 54 JAAR | | 102 | 1.476 | 17 | 97 | 1.692 | 59 | 872 | 61 | 66 | 1.058 | 2.750 | |
| 50-54 JAAR | | 577 | 7.391 | 101 | 656 | 8.725 | 306 | 4.807 | 333 | 339 | 5.785 | 14.510 | |
| 55 JAAR | | 102 | 1.382 | 35 | 104 | 1.623 | 55 | 870 | 95 | 63 | 1.083 | 2.706 | |
| 56 JAAR | | 89 | 1.297 | 27 | 96 | 1.509 | 49 | 805 | 95 | 53 | 1.002 | 2.511 | |
| 57 JAAR | | 95 | 1.212 | 27 | 94 | 1.428 | 51 | 729 | 101 | 39 | 920 | 2.348 | |
| 58 JAAR | | 97 | 1.154 | 35 | 75 | 1.361 | 42 | 674 | 121 | 51 | 888 | 2.249 | |
| 59 JAAR | | 75 | 1.174 | 31 | 68 | 1.348 | 46 | 738 | 110 | 43 | 937 | 2.285 | |
| 55-59 JAAR | | 458 | 6.219 | 155 | 437 | 7.269 | 243 | 3.816 | 522 | 249 | 4.830 | 12.099 | |
| 60 JAAR | | 84 | 1.150 | 29 | 43 | 1.306 | 59 | 682 | 94 | 45 | 880 | 2.186 | |
| 61 JAAR | | 62 | 1.120 | 37 | 61 | 1.280 | 38 | 620 | 124 | 40 | 822 | 2.102 | |
| 62 JAAR | | 68 | 955 | 45 | 57 | 1.125 | 33 | 501 | 123 | 34 | 691 | 1.816 | |
| 63 JAAR | | 88 | 960 | 53 | 55 | 1.156 | 50 | 537 | 159 | 33 | 779 | 1.935 | |
| 64 JAAR | | 66 | 823 | 47 | 56 | 992 | 50 | 463 | 145 | 34 | 692 | 1.684 | |
| 60-64 JAAR | | 368 | 5.008 | 211 | 272 | 5.859 | 230 | 2.803 | 645 | 186 | 3.864 | 9.723 | |
| 65 JAAR | | 50 | 787 | 52 | 46 | 935 | 37 | 465 | 154 | 25 | 681 | 1.616 | |
| 66 JAAR | | 55 | 715 | 58 | 48 | 876 | 50 | 371 | 164 | 29 | 614 | 1.490 | |
| 67 JAAR | | 59 | 641 | 71 | 34 | 805 | 46 | 377 | 187 | 29 | 639 | 1.444 | |
| 68 JAAR | | 56 | 624 | 75 | 36 | 791 | 40 | 362 | 193 | 29 | 624 | 1.415 | |
| 69 JAAR | | 55 | 615 | 57 | 34 | 761 | 37 | 309 | 193 | 21 | 560 | 1.321 | |
| 65-69 JAAR | | 275 | 3.382 | 313 | 198 | 4.168 | 210 | 1.884 | 891 | 133 | 3.118 | 7.286 | |
| 70 JAAR | | 41 | 563 | 88 | 43 | 735 | 44 | 316 | 201 | 22 | 583 | 1.318 | |
| 71 JAAR | | 42 | 478 | 74 | 27 | 621 | 38 | 265 | 194 | 20 | 517 | 1.138 | |
| 72 JAAR | | 38 | 489 | 68 | 14 | 609 | 49 | 233 | 185 | 22 | 489 | 1.098 | |
| 73 JAAR | | 34 | 399 | 76 | 20 | 529 | 45 | 211 | 195 | 23 | 474 | 1.003 | |
| 74 JAAR | | 31 | 307 | 46 | 27 | 411 | 28 | 137 | 135 | 10 | 310 | 721 | |
| 70-74 JAAR | | 186 | 2.236 | 352 | 131 | 2.905 | 204 | 1.162 | 910 | 97 | 2.373 | 5.278 | |
| 75 JAAR | | 26 | 235 | 51 | 8 | 320 | 32 | 105 | 144 | 5 | 286 | 606 | |
| 76 JAAR | | 30 | 198 | 55 | 14 | 297 | 32 | 86 | 126 | 5 | 249 | 546 | |
| 77 JAAR | | 30 | 173 | 43 | 9 | 255 | 52 | 80 | 126 | 4 | 262 | 517 | |
| 78 JAAR | | 15 | 173 | 50 | 6 | 244 | 32 | 80 | 136 | 5 | 253 | 497 | |
| 79 JAAR | | 20 | 166 | 53 | 9 | 248 | 46 | 58 | 146 | 9 | 259 | 507 | |
| 75-79 JAAR | | 121 | 945 | 252 | 46 | 1.364 | 194 | 409 | 678 | 28 | 1.309 | 2.673 | |
| 80 JAAR | | 24 | 132 | 50 | 2 | 208 | 36 | 53 | 144 | 5 | 238 | 446 | |
| 81 JAAR | | 13 | 121 | 48 | 7 | 189 | 38 | 54 | 136 | 5 | 233 | 422 | |
| 82 JAAR | | 11 | 98 | 44 | 5 | 158 | 40 | 36 | 107 | 6 | 189 | 347 | |
| 83 JAAR | | 15 | 63 | 25 | 2 | 105 | 15 | 31 | 116 | 2 | 164 | 269 | |
| 84 JAAR | | 12 | 62 | 38 | 5 | 117 | 31 | 18 | 144 | 8 | 201 | 318 | |
| 80-84 JAAR | | 75 | 476 | 205 | 21 | 777 | 160 | 192 | 647 | 26 | 1.025 | 1.802 | |
| 85 JAAR | | 6 | 51 | 34 | 3 | 94 | 27 | 23 | 79 | 2 | 131 | 225 | |
| 86 JAAR | | 10 | 35 | 24 | - | 69 | 24 | 18 | 77 | 1 | 120 | 189 | |
| 87 JAAR | | 9 | 26 | 26 | 1 | 62 | 17 | 8 | 81 | 5 | 111 | 173 | |
| 88 JAAR | | 4 | 25 | 24 | 1 | 54 | 6 | 1 | 64 | 3 | 74 | 128 | |
| 89 JAAR | | 7 | 19 | 16 | 1 | 43 | 21 | 8 | 70 | 1 | 100 | 143 | |
| 85-89 JAAR | | 36 | 156 | 124 | 6 | 322 | 95 | 58 | 371 | 12 | 536 | 858 | |
| 90 JAAR | | 2 | 13 | 7 | - | 22 | 11 | 1 | 44 | 2 | 58 | 80 | |
| 91 JAAR | | 2 | 8 | 5 | - | 15 | 6 | 5 | 26 | 2 | 39 | 54 | |
| 92 JAAR | | 4 | 5 | 9 | - | 18 | 5 | 1 | 31 | - | 37 | 55 | |
| 93 JAAR | | 1 | 4 | 4 | 1 | 10 | 5 | 1 | 16 | 2 | 24 | 34 | |
| 94 JAAR | | - | 3 | 7 | 1 | 11 | 4 | 1 | 15 | - | 20 | 31 | |
| 90-94 JAAR | | 9 | 33 | 32 | 2 | 76 | 31 | 9 | 132 | 6 | 178 | 254 | |
| 95 JAAR | | - | 2 | 2 | - | 4 | 6 | 2 | 5 | - | 13 | 17 | |
| 96 JAAR | | - | 5 | 3 | 1 | 9 | 2 | - | 8 | 1 | 11 | 20 | |
| 97 JAAR | | - | 1 | - | - | 1 | 4 | - | 5 | - | 9 | 10 | |
| 98 JAAR | | 1 | - | - | - | 1 | 1 | - | 2 | - | 3 | 4 | |
| 99 JAAR | | - | - | - | - | - | 1 | 1 | 3 | - | 5 | 5 | |
| 95-99 JAAR | | 1 | 8 | 5 | 1 | 15 | 14 | 3 | 23 | 1 | 41 | 56 | |
| 100 JAAR EN OUDER | | 1 | - | 5 | - | 6 | - | - | 6 | - | 6 | 12 | |
| TOTAAL | | 68.780 | 79.387 | 1.994 | 5.034 | 155.195 | 54.891 | 62.106 | 5.897 | 3.048 | 125.942 | 281.137 | |

| N.I.S. BEVOLKING OP 1-1-1994 | | TABEL 01.01 B | | | | | BLZ. 1.- | | | | GEWEST: 03 | |
|------------------------------------|---------------|---|-----------------|-----------------|--------|---------------|---------------|-----------------|-----------------|--------|-------------------------|--|
| | | VREEMDE BEVOLKING NAAR LEEFTIJD, GESLACHT EN BURGERLIJKE STAAT | | | | | WAALS GEWEST | | | | | |
| | | (1) OMVAT WETTELIJK GESCHIEDEN VAN TAFEL EN BED | | | | | | | | | | |
| LEEFTIJD | MANNEN | | | | | VROUWEN | | | | | ALGE- MEEN TOTAAL | |
| | ON- GEHUWD | GEHUWD (1) | WEDUW- STAAT | GESCHEI- DEN | TOTAAL | ON- GEHUWD | GEHUWD (1) | WEDUW- STAAT | GESCHEI- DEN | TOTAAL | | |
| 0 JAAR | 1.260 | - | - | - | 1.260 | 1.243 | - | - | - | 1.243 | 2.503 | |
| 1 JAAR | 1.372 | - | - | - | 1.372 | 1.334 | - | - | - | 1.334 | 2.706 | |
| 2 JAAR | 1.432 | - | - | - | 1.432 | 1.407 | - | - | - | 1.407 | 2.839 | |
| 3 JAAR | 1.444 | - | - | - | 1.444 | 1.400 | - | - | - | 1.400 | 2.844 | |
| 4 JAAR | 1.528 | - | - | - | 1.528 | 1.500 | - | - | - | 1.500 | 3.028 | |
| 0- 4 JAAR | 7.036 | - | - | - | 7.036 | 6.884 | - | - | - | 6.884 | 13.920 | |
| 5 JAAR | 1.627 | - | - | - | 1.627 | 1.575 | - | - | - | 1.575 | 3.202 | |
| 6 JAAR | 1.669 | - | - | - | 1.669 | 1.561 | - | - | - | 1.561 | 3.230 | |
| 7 JAAR | 1.750 | - | - | - | 1.750 | 1.577 | - | - | - | 1.577 | 3.327 | |
| 8 JAAR | 1.652 | - | - | - | 1.652 | 1.563 | - | - | - | 1.563 | 3.215 | |
| 9 JAAR | 1.710 | - | - | - | 1.710 | 1.659 | - | - | - | 1.659 | 3.369 | |
| 5- 9 JAAR | 8.408 | - | - | - | 8.408 | 7.935 | - | - | - | 7.935 | 16.343 | |
| 10 JAAR | 1.723 | - | - | - | 1.723 | 1.625 | - | - | - | 1.625 | 3.348 | |
| 11 JAAR | 1.874 | - | - | - | 1.874 | 1.812 | - | - | - | 1.812 | 3.686 | |
| 12 JAAR | 1.859 | - | - | - | 1.859 | 1.825 | - | - | - | 1.825 | 3.684 | |
| 13 JAAR | 2.012 | - | - | - | 2.012 | 1.892 | - | - | - | 1.892 | 3.904 | |
| 14 JAAR | 2.104 | - | - | - | 2.104 | 1.961 | - | - | - | 1.961 | 4.065 | |
| 10-14 JAAR | 9.572 | - | - | - | 9.572 | 9.115 | - | - | - | 9.115 | 18.687 | |
| 15 JAAR | 2.211 | - | - | - | 2.211 | 2.001 | 3 | - | - | 2.004 | 4.215 | |
| 16 JAAR | 2.157 | 2 | - | - | 2.159 | 2.142 | 30 | - | - | 2.172 | 4.331 | |
| 17 JAAR | 2.282 | 5 | - | - | 2.287 | 2.135 | 60 | - | 1 | 2.196 | 4.483 | |
| 18 JAAR | 2.265 | 19 | - | - | 2.284 | 2.048 | 139 | - | 2 | 2.189 | 4.473 | |
| 19 JAAR | 2.523 | 55 | - | - | 2.578 | 2.082 | 290 | - | - | 2.372 | 4.950 | |
| 15-19 JAAR | 11.438 | 81 | - | - | 11.519 | 10.406 | 522 | - | 3 | 10.933 | 22.452 | |
| 20 JAAR | 2.855 | 127 | - | - | 2.982 | 2.134 | 480 | - | 1 | 2.615 | 5.597 | |
| 21 JAAR | 2.946 | 228 | - | 1 | 3.175 | 2.064 | 755 | 1 | 6 | 2.826 | 6.001 | |
| 22 JAAR | 2.839 | 415 | 1 | 5 | 3.260 | 1.890 | 1.027 | - | 8 | 2.925 | 6.185 | |
| 23 JAAR | 2.747 | 684 | 2 | 6 | 3.439 | 1.661 | 1.244 | 7 | 18 | 2.930 | 6.369 | |
| 24 JAAR | 2.515 | 971 | 1 | 5 | 3.492 | 1.444 | 1.541 | 4 | 31 | 3.020 | 6.512 | |
| 20-24 JAAR | 13.902 | 2.425 | 4 | 17 | 16.348 | 9.193 | 5.047 | 12 | 64 | 14.316 | 30.664 | |
| 25 JAAR | 2.300 | 1.264 | 2 | 21 | 3.587 | 1.353 | 1.789 | 8 | 38 | 3.188 | 6.775 | |
| 26 JAAR | 2.031 | 1.525 | 4 | 12 | 3.572 | 1.099 | 1.829 | 10 | 46 | 2.984 | 6.556 | |
| 27 JAAR | 2.110 | 1.946 | 4 | 51 | 4.111 | 1.089 | 2.162 | 11 | 63 | 3.325 | 7.436 | |
| 28 JAAR | 1.991 | 2.242 | 3 | 60 | 4.296 | 898 | 2.343 | 16 | 67 | 3.324 | 7.620 | |
| 29 JAAR | 1.711 | 2.429 | 7 | 79 | 4.226 | 866 | 2.364 | 23 | 77 | 3.330 | 7.556 | |
| 25-29 JAAR | 10.143 | 9.406 | 20 | 223 | 19.792 | 5.305 | 10.487 | 68 | 291 | 16.151 | 35.943 | |
| 30 JAAR | 1.451 | 2.629 | 1 | 90 | 4.171 | 745 | 2.334 | 13 | 99 | 3.191 | 7.362 | |
| 31 JAAR | 1.311 | 2.729 | 3 | 136 | 4.179 | 654 | 2.350 | 16 | 105 | 3.125 | 7.304 | |
| 32 JAAR | 1.114 | 2.733 | 7 | 154 | 4.008 | 637 | 2.436 | 19 | 112 | 3.204 | 7.212 | |
| 33 JAAR | 1.099 | 3.143 | 10 | 183 | 4.435 | 524 | 2.487 | 27 | 121 | 3.159 | 7.594 | |
| 34 JAAR | 858 | 3.068 | 5 | 209 | 4.140 | 471 | 2.391 | 32 | 145 | 3.039 | 7.179 | |
| 30-34 JAAR | 5.833 | 14.302 | 26 | 772 | 20.933 | 3.031 | 11.998 | 107 | 582 | 15.718 | 36.651 | |
| 35 JAAR | 840 | 3.049 | 15 | 231 | 4.135 | 438 | 2.380 | 21 | 155 | 2.994 | 7.129 | |
| 36 JAAR | 671 | 3.154 | 11 | 232 | 4.068 | 407 | 2.281 | 39 | 134 | 2.861 | 6.929 | |
| 37 JAAR | 615 | 3.279 | 14 | 281 | 4.189 | 373 | 2.334 | 43 | 171 | 2.921 | 7.110 | |
| 38 JAAR | 530 | 3.137 | 11 | 303 | 3.981 | 300 | 2.350 | 52 | 158 | 2.860 | 6.841 | |
| 39 JAAR | 500 | 3.035 | 19 | 296 | 3.850 | 280 | 2.262 | 47 | 141 | 2.730 | 6.580 | |
| 35-39 JAAR | 3.156 | 15.654 | 70 | 1.343 | 20.223 | 1.798 | 11.607 | 202 | 759 | 14.366 | 34.589 | |
| 40 JAAR | 416 | 2.915 | 16 | 314 | 3.661 | 247 | 2.071 | 54 | 152 | 2.524 | 6.185 | |
| 41 JAAR | 334 | 2.905 | 14 | 284 | 3.537 | 241 | 2.003 | 70 | 165 | 2.479 | 6.016 | |
| 42 JAAR | 322 | 2.703 | 16 | 297 | 3.338 | 176 | 2.013 | 44 | 141 | 2.374 | 5.712 | |
| 43 JAAR | 303 | 2.869 | 29 | 259 | 3.460 | 200 | 2.053 | 68 | 157 | 2.478 | 5.938 | |
| 44 JAAR | 261 | 2.691 | 30 | 275 | 3.257 | 167 | 1.895 | 75 | 161 | 2.298 | 5.555 | |
| 40-44 JAAR | 1.636 | 14.083 | 105 | 1.429 | 17.253 | 1.031 | 10.035 | 311 | 776 | 12.153 | 29.406 | |
| 45 JAAR | 253 | 2.628 | 22 | 288 | 3.191 | 140 | 1.980 | 98 | 158 | 2.376 | 5.567 | |
| 46 JAAR | 209 | 2.637 | 32 | 266 | 3.144 | 128 | 1.841 | 76 | 135 | 2.180 | 5.324 | |
| 47 JAAR | 201 | 2.470 | 26 | 269 | 2.966 | 102 | 1.719 | 90 | 125 | 2.036 | 5.002 | |
| 48 JAAR | 148 | 1.978 | 26 | 196 | 2.348 | 83 | 1.459 | 90 | 98 | 1.730 | 4.078 | |
| 49 JAAR | 164 | 1.965 | 33 | 177 | 2.339 | 82 | 1.530 | 87 | 95 | 1.794 | 4.133 | |
| 45-49 JAAR | 975 | 11.678 | 139 | 1.196 | 13.988 | 535 | 8.529 | 441 | 611 | 10.116 | 24.104 | |

| N.I.S. BEVOLKING OP 1-1-1994 | | TABEL 01.01 B VREEMDE BEVOLKING NAAR LEEFTIJD, GESLACHT EN BURGERLIJKE STAAT (1) OMVAT WETTELIJK GESCHIEDEN VAN TAFEL EN BED | | | | | BLZ. 2.- | | GEWEST: 03 WAALS GEWEST | | |
|------------------------------------|---------------|---|-----------------|-----------------|---------|---------------|---------------|-----------------|----------------------------|---------|---------------|
| LEEFTIJD | MANNEN | | | | | VROUWEN | | | | | ALGE- MEEN |
| | ON- GEHUWD | GEHUWD (1) | WEDUW- STAAT | GESCHEI- DEN | TOTAAL | ON- GEHUWD | GEHUWD (1) | WEDUW- STAAT | GESCHEI- DEN | TOTAAL | TOTAAL |
| 50 JAAR | 141 | 1.773 | 34 | 146 | 2.094 | 62 | 1.344 | 122 | 114 | 1.642 | 3.736 |
| 51 JAAR | 133 | 1.752 | 23 | 147 | 2.055 | 66 | 1.379 | 99 | 79 | 1.623 | 3.678 |
| 52 JAAR | 121 | 1.706 | 26 | 108 | 1.961 | 68 | 1.252 | 124 | 74 | 1.518 | 3.479 |
| 53 JAAR | 135 | 1.973 | 42 | 155 | 2.305 | 61 | 1.496 | 155 | 87 | 1.799 | 4.104 |
| 54 JAAR | 129 | 1.812 | 38 | 141 | 2.120 | 97 | 1.422 | 199 | 87 | 1.805 | 3.925 |
| 50-54 JAAR | 659 | 9.016 | 163 | 697 | 10.535 | 354 | 6.893 | 699 | 441 | 8.387 | 18.922 |
| 55 JAAR | 124 | 1.692 | 51 | 124 | 1.991 | 67 | 1.442 | 206 | 72 | 1.787 | 3.778 |
| 56 JAAR | 121 | 1.764 | 43 | 101 | 2.029 | 76 | 1.302 | 214 | 60 | 1.652 | 3.681 |
| 57 JAAR | 115 | 1.707 | 49 | 118 | 1.989 | 49 | 1.333 | 261 | 47 | 1.690 | 3.679 |
| 58 JAAR | 107 | 1.701 | 55 | 99 | 1.962 | 64 | 1.316 | 277 | 54 | 1.711 | 3.673 |
| 59 JAAR | 105 | 1.627 | 52 | 93 | 1.877 | 55 | 1.301 | 311 | 62 | 1.729 | 3.606 |
| 55-59 JAAR | 572 | 8.491 | 250 | 535 | 9.848 | 311 | 6.694 | 1.269 | 295 | 8.569 | 18.417 |
| 60 JAAR | 97 | 1.642 | 64 | 86 | 1.889 | 46 | 1.298 | 356 | 52 | 1.752 | 3.641 |
| 61 JAAR | 126 | 1.741 | 72 | 77 | 2.016 | 50 | 1.203 | 369 | 60 | 1.682 | 3.698 |
| 62 JAAR | 114 | 1.522 | 89 | 68 | 1.793 | 60 | 1.155 | 382 | 62 | 1.659 | 3.452 |
| 63 JAAR | 111 | 1.687 | 82 | 74 | 1.954 | 45 | 1.185 | 446 | 52 | 1.728 | 3.682 |
| 64 JAAR | 118 | 1.591 | 105 | 49 | 1.863 | 53 | 1.064 | 493 | 51 | 1.661 | 3.524 |
| 60-64 JAAR | 566 | 8.183 | 412 | 354 | 9.515 | 254 | 5.905 | 2.046 | 277 | 8.482 | 17.997 |
| 65 JAAR | 134 | 1.521 | 121 | 71 | 1.847 | 47 | 974 | 503 | 41 | 1.565 | 3.412 |
| 66 JAAR | 125 | 1.510 | 129 | 68 | 1.832 | 46 | 953 | 593 | 45 | 1.637 | 3.469 |
| 67 JAAR | 131 | 1.488 | 164 | 63 | 1.846 | 63 | 925 | 618 | 42 | 1.648 | 3.494 |
| 68 JAAR | 139 | 1.379 | 162 | 48 | 1.728 | 63 | 872 | 609 | 47 | 1.591 | 3.319 |
| 69 JAAR | 126 | 1.351 | 160 | 49 | 1.686 | 61 | 750 | 652 | 37 | 1.500 | 3.186 |
| 65-69 JAAR | 655 | 7.249 | 736 | 299 | 8.939 | 280 | 4.474 | 2.975 | 212 | 7.941 | 16.880 |
| 70 JAAR | 138 | 1.253 | 159 | 67 | 1.617 | 62 | 655 | 670 | 30 | 1.417 | 3.034 |
| 71 JAAR | 104 | 1.092 | 151 | 50 | 1.397 | 63 | 597 | 646 | 45 | 1.351 | 2.748 |
| 72 JAAR | 90 | 900 | 185 | 43 | 1.218 | 56 | 552 | 626 | 26 | 1.260 | 2.478 |
| 73 JAAR | 66 | 845 | 140 | 37 | 1.088 | 53 | 411 | 663 | 35 | 1.162 | 2.250 |
| 74 JAAR | 52 | 480 | 93 | 18 | 643 | 35 | 280 | 443 | 20 | 778 | 1.421 |
| 70-74 JAAR | 450 | 4.570 | 728 | 215 | 5.963 | 269 | 2.495 | 3.048 | 156 | 5.968 | 11.931 |
| 75 JAAR | 30 | 362 | 88 | 6 | 486 | 22 | 180 | 309 | 20 | 531 | 1.017 |
| 76 JAAR | 22 | 320 | 68 | 17 | 427 | 41 | 138 | 288 | 9 | 476 | 903 |
| 77 JAAR | 30 | 293 | 72 | 9 | 404 | 32 | 146 | 351 | 10 | 539 | 943 |
| 78 JAAR | 33 | 304 | 78 | 8 | 423 | 38 | 152 | 416 | 10 | 616 | 1.039 |
| 79 JAAR | 31 | 304 | 104 | 9 | 448 | 54 | 150 | 431 | 15 | 650 | 1.098 |
| 75-79 JAAR | 146 | 1.583 | 410 | 49 | 2.188 | 187 | 766 | 1.795 | 64 | 2.812 | 5.000 |
| 80 JAAR | 26 | 279 | 105 | 5 | 415 | 56 | 138 | 397 | 11 | 602 | 1.017 |
| 81 JAAR | 21 | 240 | 93 | 10 | 364 | 38 | 92 | 417 | 12 | 559 | 923 |
| 82 JAAR | 21 | 169 | 82 | 4 | 276 | 49 | 65 | 380 | 6 | 500 | 776 |
| 83 JAAR | 12 | 115 | 64 | 4 | 195 | 38 | 54 | 329 | 4 | 425 | 620 |
| 84 JAAR | 11 | 84 | 54 | 3 | 152 | 39 | 47 | 313 | 4 | 403 | 555 |
| 80-84 JAAR | 91 | 887 | 398 | 26 | 1.402 | 220 | 396 | 1.836 | 37 | 2.489 | 3.891 |
| 85 JAAR | 12 | 78 | 56 | - | 146 | 29 | 38 | 269 | 10 | 346 | 492 |
| 86 JAAR | 10 | 46 | 38 | 2 | 96 | 22 | 19 | 233 | 6 | 280 | 376 |
| 87 JAAR | 4 | 45 | 39 | 1 | 89 | 38 | 13 | 180 | 4 | 235 | 324 |
| 88 JAAR | 4 | 34 | 32 | 3 | 73 | 26 | 12 | 169 | 2 | 209 | 282 |
| 89 JAAR | 3 | 20 | 31 | 2 | 56 | 26 | 11 | 145 | 7 | 189 | 245 |
| 85-89 JAAR | 33 | 223 | 196 | 8 | 460 | 141 | 93 | 996 | 29 | 1.259 | 1.719 |
| 90 JAAR | 3 | 15 | 27 | - | 45 | 18 | 3 | 92 | 2 | 115 | 160 |
| 91 JAAR | 1 | 9 | 21 | 1 | 32 | 20 | 5 | 86 | 1 | 112 | 144 |
| 92 JAAR | 2 | 7 | 16 | - | 25 | 17 | 3 | 73 | 2 | 95 | 120 |
| 93 JAAR | 2 | 8 | 8 | - | 18 | 12 | 1 | 57 | 2 | 72 | 90 |
| 94 JAAR | - | 2 | 5 | - | 7 | 5 | 2 | 27 | 2 | 36 | 43 |
| 90-94 JAAR | 8 | 41 | 77 | 1 | 127 | 72 | 14 | 335 | 9 | 430 | 557 |
| 95 JAAR | - | 1 | 10 | - | 11 | 3 | - | 21 | - | 24 | 35 |
| 96 JAAR | 1 | - | 5 | - | 6 | 3 | 1 | 23 | - | 27 | 33 |
| 97 JAAR | 1 | - | 8 | - | 9 | 2 | - | 9 | - | 11 | 20 |
| 98 JAAR | - | - | - | - | - | - | - | 4 | - | 4 | 4 |
| 99 JAAR | - | - | 2 | - | 2 | 2 | - | 5 | - | 7 | 9 |
| 95-99 JAAR | 2 | 1 | 25 | - | 28 | 10 | 1 | 62 | - | 73 | 101 |
| 100 JAAR EN OUDER | - | - | 2 | - | 2 | 4 | - | 6 | - | 10 | 12 |
| TOTAAL | 75.281 | 107.873 | 3.761 | 7.164 | 194.079 | 57.337 | 85.956 | 16.208 | 4.606 | 164.107 | 358.186 |

| N.I.S. BEVOLKING OP 1-1-1994 | | TABEL 01.01 B | | | | | BLZ. 1.- | | | | GEWEST: 04 | | |
|------------------------------------|---------------|---|-----------------|-----------------|--------|---------------|----------------------------|-----------------|-----------------|--------|---------------|--|--|
| | | VREEMDE BEVOLKING NAAR LEEFTIJD, GESLACHT EN BURGERLIJKE STAAT | | | | | DUITSTALIGE GEMEENSCHAP | | | | | | |
| | | (1) OMVAT WETTELIJK GESCHIEDEN VAN TAFEL EN BED | | | | | | | | | | | |
| LEEFTIJD | MANNEN | | | | | VROUWEN | | | | | ALGE- MEEN | | |
| | ON- GEHUWD | GEHUWD (1) | WEDUW- STAAT | GESCHEI- DEN | TOTAAL | ON- GEHUWD | GEHUWD (1) | WEDUW- STAAT | GESCHEI- DEN | TOTAAL | TOTAAL | | |
| 0 JAAR | 54 | - | - | - | 54 | 43 | - | - | - | 43 | 97 | | |
| 1 JAAR | 53 | - | - | - | 53 | 59 | - | - | - | 59 | 112 | | |
| 2 JAAR | 55 | - | - | - | 55 | 61 | - | - | - | 61 | 116 | | |
| 3 JAAR | 62 | - | - | - | 62 | 57 | - | - | - | 57 | 119 | | |
| 4 JAAR | 61 | - | - | - | 61 | 70 | - | - | - | 70 | 131 | | |
| 0- 4 JAAR | 285 | - | - | - | 285 | 290 | - | - | - | 290 | 575 | | |
| 5 JAAR | 66 | - | - | - | 66 | 58 | - | - | - | 58 | 124 | | |
| 6 JAAR | 73 | - | - | - | 73 | 60 | - | - | - | 60 | 133 | | |
| 7 JAAR | 57 | - | - | - | 57 | 64 | - | - | - | 64 | 121 | | |
| 8 JAAR | 60 | - | - | - | 60 | 59 | - | - | - | 59 | 119 | | |
| 9 JAAR | 52 | - | - | - | 52 | 62 | - | - | - | 62 | 114 | | |
| 5- 9 JAAR | 308 | - | - | - | 308 | 303 | - | - | - | 303 | 611 | | |
| 10 JAAR | 51 | - | - | - | 51 | 50 | - | - | - | 50 | 101 | | |
| 11 JAAR | 67 | - | - | - | 67 | 54 | - | - | - | 54 | 121 | | |
| 12 JAAR | 62 | - | - | - | 62 | 59 | - | - | - | 59 | 121 | | |
| 13 JAAR | 48 | - | - | - | 48 | 57 | - | - | - | 57 | 105 | | |
| 14 JAAR | 53 | - | - | - | 53 | 45 | - | - | - | 45 | 98 | | |
| 10-14 JAAR | 281 | - | - | - | 281 | 265 | - | - | - | 265 | 546 | | |
| 15 JAAR | 38 | - | - | - | 38 | 48 | - | - | - | 48 | 86 | | |
| 16 JAAR | 45 | - | - | - | 45 | 50 | - | - | - | 50 | 95 | | |
| 17 JAAR | 62 | - | - | - | 62 | 51 | - | - | - | 51 | 113 | | |
| 18 JAAR | 52 | - | - | - | 52 | 35 | 2 | - | - | 37 | 89 | | |
| 19 JAAR | 48 | - | - | - | 48 | 47 | 2 | - | - | 49 | 97 | | |
| 15-19 JAAR | 245 | - | - | - | 245 | 231 | 4 | - | - | 235 | 480 | | |
| 20 JAAR | 50 | - | - | - | 50 | 30 | 2 | - | - | 32 | 82 | | |
| 21 JAAR | 72 | 3 | - | - | 75 | 26 | 8 | - | - | 34 | 109 | | |
| 22 JAAR | 72 | 2 | - | - | 74 | 46 | 16 | - | - | 62 | 136 | | |
| 23 JAAR | 86 | 5 | - | - | 91 | 39 | 13 | - | 1 | 53 | 144 | | |
| 24 JAAR | 97 | 9 | - | - | 106 | 42 | 27 | - | - | 69 | 175 | | |
| 20-24 JAAR | 377 | 19 | - | - | 396 | 183 | 66 | - | 1 | 250 | 646 | | |
| 25 JAAR | 108 | 26 | - | - | 134 | 53 | 30 | - | 3 | 86 | 220 | | |
| 26 JAAR | 91 | 30 | - | 1 | 122 | 42 | 41 | - | 2 | 85 | 207 | | |
| 27 JAAR | 83 | 42 | - | 1 | 126 | 44 | 59 | - | 3 | 106 | 232 | | |
| 28 JAAR | 88 | 47 | 1 | - | 136 | 25 | 61 | - | 1 | 87 | 223 | | |
| 29 JAAR | 76 | 57 | - | 3 | 136 | 27 | 58 | - | 3 | 88 | 224 | | |
| 25-29 JAAR | 446 | 202 | 1 | 5 | 654 | 191 | 249 | - | 12 | 452 | 1.106 | | |
| 30 JAAR | 61 | 65 | - | 2 | 128 | 33 | 53 | - | 8 | 94 | 222 | | |
| 31 JAAR | 51 | 65 | - | 6 | 122 | 21 | 76 | - | 6 | 103 | 225 | | |
| 32 JAAR | 37 | 83 | - | 3 | 123 | 31 | 54 | - | 4 | 89 | 212 | | |
| 33 JAAR | 45 | 75 | - | 9 | 129 | 21 | 88 | - | 6 | 115 | 244 | | |
| 34 JAAR | 35 | 79 | - | 5 | 119 | 24 | 83 | 1 | 12 | 120 | 239 | | |
| 30-34 JAAR | 229 | 367 | - | 25 | 621 | 130 | 354 | 1 | 36 | 521 | 1.142 | | |
| 35 JAAR | 21 | 76 | - | 7 | 104 | 15 | 86 | - | 11 | 112 | 216 | | |
| 36 JAAR | 23 | 80 | - | 5 | 108 | 12 | 70 | - | 4 | 86 | 194 | | |
| 37 JAAR | 22 | 83 | 1 | 7 | 113 | 19 | 81 | 1 | 6 | 107 | 220 | | |
| 38 JAAR | 22 | 75 | 1 | 11 | 109 | 14 | 74 | 2 | 10 | 100 | 209 | | |
| 39 JAAR | 18 | 68 | 1 | 5 | 92 | 12 | 68 | 1 | 9 | 90 | 182 | | |
| 35-39 JAAR | 106 | 382 | 3 | 35 | 526 | 72 | 379 | 4 | 40 | 495 | 1.021 | | |
| 40 JAAR | 16 | 93 | 1 | 9 | 119 | 9 | 56 | - | 9 | 74 | 193 | | |
| 41 JAAR | 8 | 88 | - | 12 | 108 | 11 | 59 | 4 | 7 | 81 | 189 | | |
| 42 JAAR | 16 | 78 | - | 8 | 102 | 3 | 69 | - | 5 | 77 | 179 | | |
| 43 JAAR | 7 | 88 | - | 10 | 105 | 3 | 71 | - | 10 | 84 | 189 | | |
| 44 JAAR | 4 | 85 | 2 | 7 | 98 | 3 | 57 | - | 6 | 66 | 164 | | |
| 40-44 JAAR | 51 | 432 | 3 | 46 | 532 | 29 | 312 | 4 | 37 | 382 | 914 | | |
| 45 JAAR | 12 | 77 | 1 | 14 | 104 | 3 | 56 | 2 | 7 | 68 | 172 | | |
| 46 JAAR | 8 | 67 | 2 | 9 | 86 | 4 | 58 | 2 | 6 | 70 | 156 | | |
| 47 JAAR | 5 | 64 | - | 8 | 77 | 2 | 52 | 3 | 8 | 65 | 142 | | |
| 48 JAAR | 7 | 62 | 1 | 11 | 81 | 4 | 41 | 1 | 9 | 55 | 136 | | |
| 49 JAAR | 6 | 92 | 1 | 8 | 107 | 5 | 62 | 2 | 8 | 77 | 184 | | |
| 45-49 JAAR | 38 | 362 | 5 | 50 | 455 | 18 | 269 | 10 | 38 | 335 | 790 | | |

| N.I.S. BEVOLKING OP 1-1-1994 | | TABEL 01.01 B VREEMDE BEVOLKING NAAR LEEFTIJD, GESLACHT EN BURGERLIJKE STAAT (1) OMVAT WETTELIJK GESCHIEDEN VAN TAFEL EN BED | | | | | BLZ. 2.- | | | | | GEWEST: 04 DUITSTALIGE GEMEENSCHAP | |
|------------------------------------|---------------|---|-----------------|-----------------|--------|---------------|---------------|-----------------|-----------------|--------|-------------------------|--|--|
| LEEFTIJD | MANNEN | | | | | VROUWEN | | | | | ALGE- MEEN TOTAAL | | |
| | ON- GEHUWD | GEHUWD (1) | WEDUW- STAAT | GESCHEI- DEN | TOTAAL | ON- GEHUWD | GEHUWD (1) | WEDUW- STAAT | GESCHEI- DEN | TOTAAL | | | |
| 50 JAAR | 8 | 74 | 1 | 10 | 93 | 3 | 53 | 6 | 8 | 70 | 163 | | |
| 51 JAAR | 5 | 57 | 2 | 11 | 75 | 2 | 45 | 3 | 7 | 57 | 132 | | |
| 52 JAAR | 4 | 82 | 1 | 8 | 95 | 4 | 60 | 6 | 6 | 76 | 171 | | |
| 53 JAAR | 3 | 61 | - | 10 | 74 | 7 | 45 | 3 | 11 | 66 | 140 | | |
| 54 JAAR | 10 | 75 | 1 | 7 | 93 | 4 | 47 | 6 | 7 | 64 | 157 | | |
| 50-54 JAAR | 30 | 349 | 5 | 46 | 430 | 20 | 250 | 24 | 39 | 333 | 763 | | |
| 55 JAAR | 3 | 63 | - | 13 | 79 | 2 | 37 | 3 | 5 | 47 | 126 | | |
| 56 JAAR | 3 | 51 | 2 | 3 | 59 | 1 | 34 | 7 | 3 | 45 | 104 | | |
| 57 JAAR | 2 | 51 | 2 | 10 | 65 | 3 | 43 | 8 | 3 | 57 | 122 | | |
| 58 JAAR | 3 | 62 | 3 | 5 | 73 | 3 | 37 | 11 | 4 | 55 | 128 | | |
| 59 JAAR | 6 | 58 | 2 | 4 | 70 | 1 | 41 | 10 | 4 | 56 | 126 | | |
| 55-59 JAAR | 17 | 285 | 9 | 35 | 346 | 10 | 192 | 39 | 19 | 260 | 606 | | |
| 60 JAAR | - | 49 | 2 | 7 | 58 | - | 25 | 4 | 2 | 31 | 89 | | |
| 61 JAAR | 6 | 47 | 3 | 3 | 59 | 1 | 30 | 4 | 4 | 39 | 98 | | |
| 62 JAAR | 1 | 45 | 1 | - | 47 | 3 | 16 | 1 | 3 | 23 | 70 | | |
| 63 JAAR | 5 | 34 | 3 | 3 | 45 | - | 23 | 5 | 1 | 29 | 74 | | |
| 64 JAAR | 3 | 32 | 7 | 1 | 43 | - | 19 | 6 | 5 | 30 | 73 | | |
| 60-64 JAAR | 15 | 207 | 16 | 14 | 252 | 4 | 113 | 20 | 15 | 152 | 404 | | |
| 65 JAAR | 2 | 35 | 2 | 7 | 46 | 3 | 18 | 5 | 2 | 28 | 74 | | |
| 66 JAAR | 3 | 32 | 1 | - | 36 | 2 | 17 | 5 | 3 | 27 | 63 | | |
| 67 JAAR | 2 | 33 | 5 | 1 | 41 | 5 | 18 | 4 | 1 | 28 | 69 | | |
| 68 JAAR | 1 | 28 | 3 | 1 | 33 | 4 | 15 | 8 | 4 | 31 | 64 | | |
| 69 JAAR | 2 | 30 | 4 | 1 | 37 | - | 17 | 5 | 1 | 23 | 60 | | |
| 65-69 JAAR | 10 | 158 | 15 | 10 | 193 | 14 | 85 | 27 | 11 | 137 | 330 | | |
| 70 JAAR | 3 | 25 | 1 | 1 | 30 | 5 | 15 | 16 | 4 | 40 | 70 | | |
| 71 JAAR | 1 | 24 | 3 | 3 | 31 | 1 | 13 | 7 | 3 | 24 | 55 | | |
| 72 JAAR | 1 | 22 | 5 | 3 | 31 | 2 | 19 | 8 | 2 | 31 | 62 | | |
| 73 JAAR | - | 27 | 2 | 1 | 30 | 3 | 10 | 7 | - | 20 | 50 | | |
| 74 JAAR | 1 | 7 | 1 | - | 9 | 3 | 4 | 10 | 1 | 18 | 27 | | |
| 70-74 JAAR | 6 | 105 | 12 | 8 | 131 | 14 | 61 | 48 | 10 | 133 | 264 | | |
| 75 JAAR | - | 14 | 3 | - | 17 | - | 1 | 7 | 1 | 9 | 26 | | |
| 76 JAAR | 1 | 10 | 2 | - | 13 | 2 | - | 1 | 1 | 4 | 17 | | |
| 77 JAAR | - | 10 | 1 | - | 11 | - | 4 | 13 | - | 17 | 28 | | |
| 78 JAAR | 1 | 11 | 2 | 1 | 15 | - | 3 | 11 | 1 | 15 | 30 | | |
| 79 JAAR | - | 11 | 2 | - | 13 | 3 | 4 | 11 | 2 | 20 | 33 | | |
| 75-79 JAAR | 2 | 56 | 10 | 1 | 69 | 5 | 12 | 43 | 5 | 65 | 134 | | |
| 80 JAAR | - | 3 | 2 | - | 5 | 2 | 3 | 8 | - | 13 | 18 | | |
| 81 JAAR | 1 | 8 | 1 | 1 | 11 | - | 2 | 4 | - | 6 | 17 | | |
| 82 JAAR | 1 | 7 | 2 | - | 10 | 1 | - | 3 | - | 4 | 14 | | |
| 83 JAAR | - | 3 | 2 | - | 5 | 2 | 1 | 6 | - | 9 | 14 | | |
| 84 JAAR | 1 | 3 | 1 | - | 5 | 3 | 1 | 9 | - | 13 | 18 | | |
| 80-84 JAAR | 3 | 24 | 8 | 1 | 36 | 8 | 7 | 30 | - | 45 | 81 | | |
| 85 JAAR | 1 | 2 | 2 | - | 5 | - | 1 | 1 | 1 | 3 | 8 | | |
| 86 JAAR | 3 | 2 | 2 | - | 7 | 2 | - | 5 | - | 7 | 14 | | |
| 87 JAAR | - | - | 1 | - | 1 | 2 | - | 3 | - | 5 | 6 | | |
| 88 JAAR | - | 3 | - | - | 3 | - | - | 5 | - | 5 | 8 | | |
| 89 JAAR | - | - | 3 | - | 3 | - | - | 3 | 1 | 4 | 7 | | |
| 85-89 JAAR | 4 | 7 | 8 | - | 19 | 4 | 1 | 17 | 2 | 24 | 43 | | |
| 90 JAAR | - | 1 | 1 | - | 2 | 2 | - | 2 | - | 4 | 6 | | |
| 91 JAAR | - | 1 | - | - | 1 | - | - | 4 | - | 4 | 5 | | |
| 92 JAAR | - | - | 1 | - | 1 | - | - | 1 | - | 1 | 2 | | |
| 93 JAAR | - | - | - | - | - | 1 | - | 3 | - | 4 | 4 | | |
| 94 JAAR | - | - | - | - | - | - | 1 | - | - | 1 | 1 | | |
| 90-94 JAAR | - | 2 | 2 | - | 4 | 3 | 1 | 10 | - | 14 | 18 | | |
| 95 JAAR | - | - | - | - | - | - | - | 2 | - | 2 | 2 | | |
| 96 JAAR | - | - | - | - | - | - | - | 1 | - | 1 | 1 | | |
| 97 JAAR | - | - | - | - | - | - | - | - | - | - | - | | |
| 98 JAAR | - | - | - | - | - | - | - | - | - | - | - | | |
| 99 JAAR | - | - | - | - | - | - | - | - | - | - | - | | |
| 95-99 JAAR | - | - | - | - | - | - | - | 3 | - | 3 | 3 | | |
| 100 JAAR EN OUDER | - | - | - | - | - | - | - | - | - | - | - | | |
| TOTAAL | 2.453 | 2.957 | 97 | 276 | 5.783 | 1.794 | 2.355 | 280 | 265 | 4.694 | 10.477 | | |

| N.I.S. | | TABEL 01.01 B | | | | | BLZ. 1.- | | | | PROVINCIE: 1 | | |
|--------------------------|------------|---|---------------|-----------------|-----------------|--------|---------------|---------------|-----------------|-----------------|--------------|-------------------------|--|
| BEVOLKING OP 1-1-1994 | | VREEMDE BEVOLKING NAAR LEEFTIJD, GESLACHT EN BURGERLIJKE STAAT | | | | | | | | | | PROVINCIE ANTWERPEN | |
| | | (1) OMVAT WETTELIJK GESCHIEDEN VAN TAFEL EN BED | | | | | | | | | | | |
| LEEFTIJD | | MANNEN | | | | | VROUWEN | | | | | ALGE- MEEN TOTAAL | |
| | | ON- GEHUWD | GEHUWD (1) | WEDUW- STAAT | GESCHEI- DEN | TOTAAL | ON- GEHUWD | GEHUWD (1) | WEDUW- STAAT | GESCHEI- DEN | TOTAAL | | |
| | 0 JAAR | 897 | - | - | - | 897 | 842 | - | - | - | 842 | 1.739 | |
| | 1 JAAR | 920 | - | - | - | 920 | 922 | - | - | - | 922 | 1.842 | |
| | 2 JAAR | 905 | - | - | - | 905 | 852 | - | - | - | 852 | 1.757 | |
| | 3 JAAR | 872 | - | - | - | 872 | 913 | - | - | - | 913 | 1.785 | |
| | 4 JAAR | 885 | - | - | - | 885 | 810 | - | - | - | 810 | 1.695 | |
| | 0- 4 JAAR | 4.479 | - | - | - | 4.479 | 4.339 | - | - | - | 4.339 | 8.818 | |
| | 5 JAAR | 859 | - | - | - | 859 | 799 | - | - | - | 799 | 1.658 | |
| | 6 JAAR | 854 | - | - | - | 854 | 823 | - | - | - | 823 | 1.677 | |
| | 7 JAAR | 863 | - | - | - | 863 | 756 | - | - | - | 756 | 1.619 | |
| | 8 JAAR | 842 | - | - | - | 842 | 785 | - | - | - | 785 | 1.627 | |
| | 9 JAAR | 854 | - | - | - | 854 | 769 | - | - | - | 769 | 1.623 | |
| | 5- 9 JAAR | 4.272 | - | - | - | 4.272 | 3.932 | - | - | - | 3.932 | 8.204 | |
| | 10 JAAR | 793 | - | - | - | 793 | 814 | - | - | - | 814 | 1.607 | |
| | 11 JAAR | 802 | - | - | - | 802 | 771 | - | - | - | 771 | 1.573 | |
| | 12 JAAR | 795 | - | - | - | 795 | 797 | - | - | - | 797 | 1.592 | |
| | 13 JAAR | 881 | - | - | - | 881 | 815 | - | - | - | 815 | 1.696 | |
| | 14 JAAR | 829 | - | - | - | 829 | 794 | 1 | - | - | 795 | 1.624 | |
| | 10-14 JAAR | 4.100 | - | - | - | 4.100 | 3.991 | 1 | - | - | 3.992 | 8.092 | |
| | 15 JAAR | 814 | - | - | - | 814 | 790 | 14 | - | - | 804 | 1.618 | |
| | 16 JAAR | 756 | 2 | - | - | 758 | 751 | 49 | - | - | 800 | 1.558 | |
| | 17 JAAR | 764 | 3 | - | - | 767 | 603 | 103 | - | - | 707 | 1.474 | |
| | 18 JAAR | 633 | 7 | - | - | 640 | 526 | 132 | - | 1 | 659 | 1.299 | |
| | 19 JAAR | 656 | 40 | - | 1 | 697 | 428 | 216 | - | 3 | 647 | 1.344 | |
| | 15-19 JAAR | 3.623 | 52 | - | 1 | 3.676 | 3.098 | 514 | - | 5 | 3.617 | 7.293 | |
| | 20 JAAR | 691 | 74 | - | - | 765 | 434 | 301 | 1 | 5 | 741 | 1.506 | |
| | 21 JAAR | 653 | 112 | - | 4 | 769 | 380 | 349 | - | 1 | 730 | 1.499 | |
| | 22 JAAR | 690 | 192 | - | 2 | 884 | 369 | 437 | - | 8 | 814 | 1.698 | |
| | 23 JAAR | 676 | 280 | - | 3 | 959 | 354 | 490 | 1 | 12 | 857 | 1.816 | |
| | 24 JAAR | 688 | 362 | 2 | 9 | 1.061 | 364 | 545 | 2 | 10 | 921 | 1.982 | |
| | 20-24 JAAR | 3.398 | 1.020 | 2 | 18 | 4.438 | 1.901 | 2.122 | 4 | 36 | 4.063 | 8.501 | |
| | 25 JAAR | 638 | 419 | - | 4 | 1.061 | 348 | 593 | - | 15 | 956 | 2.017 | |
| | 26 JAAR | 591 | 464 | 2 | 12 | 1.069 | 278 | 558 | 3 | 14 | 853 | 1.922 | |
| | 27 JAAR | 586 | 641 | 1 | 14 | 1.242 | 279 | 695 | 5 | 13 | 992 | 2.234 | |
| | 28 JAAR | 561 | 713 | 1 | 19 | 1.294 | 246 | 687 | 3 | 22 | 958 | 2.252 | |
| | 29 JAAR | 488 | 781 | 1 | 20 | 1.290 | 231 | 728 | 6 | 22 | 987 | 2.277 | |
| | 25-29 JAAR | 2.864 | 3.018 | 5 | 69 | 5.956 | 1.382 | 3.261 | 17 | 86 | 4.746 | 10.702 | |
| | 30 JAAR | 422 | 775 | 2 | 34 | 1.233 | 174 | 713 | 6 | 25 | 918 | 2.151 | |
| | 31 JAAR | 388 | 891 | 1 | 38 | 1.318 | 163 | 668 | 7 | 28 | 866 | 2.184 | |
| | 32 JAAR | 338 | 775 | 2 | 45 | 1.160 | 130 | 618 | 4 | 23 | 775 | 1.935 | |
| | 33 JAAR | 329 | 894 | 1 | 45 | 1.269 | 127 | 652 | 7 | 27 | 813 | 2.082 | |
| | 34 JAAR | 229 | 822 | 3 | 44 | 1.098 | 113 | 626 | 7 | 27 | 773 | 1.871 | |
| | 30-34 JAAR | 1.706 | 4.157 | 9 | 206 | 6.078 | 707 | 3.277 | 31 | 130 | 4.145 | 10.223 | |
| | 35 JAAR | 239 | 808 | 4 | 52 | 1.103 | 112 | 659 | 14 | 29 | 814 | 1.917 | |
| | 36 JAAR | 212 | 788 | 4 | 47 | 1.051 | 90 | 522 | 9 | 31 | 652 | 1.703 | |
| | 37 JAAR | 187 | 780 | 3 | 53 | 1.023 | 77 | 578 | 7 | 29 | 691 | 1.714 | |
| | 38 JAAR | 141 | 718 | 1 | 56 | 916 | 59 | 522 | 8 | 29 | 618 | 1.534 | |
| | 39 JAAR | 129 | 717 | 7 | 68 | 921 | 63 | 509 | 13 | 27 | 612 | 1.533 | |
| | 35-39 JAAR | 908 | 3.811 | 19 | 276 | 5.014 | 401 | 2.790 | 51 | 145 | 3.387 | 8.401 | |
| | 40 JAAR | 111 | 653 | 8 | 54 | 826 | 44 | 477 | 13 | 20 | 554 | 1.380 | |
| | 41 JAAR | 93 | 672 | 3 | 67 | 835 | 49 | 461 | 8 | 26 | 544 | 1.379 | |
| | 42 JAAR | 113 | 615 | 7 | 63 | 798 | 42 | 441 | 9 | 27 | 519 | 1.317 | |
| | 43 JAAR | 82 | 686 | 4 | 66 | 838 | 53 | 462 | 11 | 35 | 561 | 1.399 | |
| | 44 JAAR | 118 | 635 | 3 | 67 | 818 | 41 | 423 | 15 | 25 | 504 | 1.322 | |
| | 40-44 JAAR | 512 | 3.261 | 25 | 317 | 4.115 | 229 | 2.264 | 56 | 133 | 2.682 | 6.797 | |
| | 45 JAAR | 73 | 605 | 5 | 69 | 752 | 28 | 390 | 19 | 29 | 466 | 1.218 | |
| | 46 JAAR | 81 | 616 | 5 | 82 | 784 | 36 | 388 | 15 | 45 | 484 | 1.268 | |
| | 47 JAAR | 76 | 612 | 10 | 72 | 770 | 29 | 362 | 19 | 30 | 440 | 1.210 | |
| | 48 JAAR | 68 | 555 | 2 | 47 | 672 | 30 | 350 | 19 | 26 | 425 | 1.097 | |
| | 49 JAAR | 59 | 577 | 6 | 66 | 708 | 29 | 381 | 24 | 33 | 467 | 1.175 | |
| | 45-49 JAAR | 357 | 2.965 | 28 | 336 | 3.686 | 152 | 1.871 | 96 | 163 | 2.282 | 5.968 | |

| N.I.S. BEVOLKING OP 1-1-1994 | | TABEL O1.01 B VREEMDE BEVOLKING NAAR LEEFTIJD, GESLACHT EN BURGERLIJKE STAAT (1) OMVAT WETTELIJK GESCHIEDEN VAN TAFEL EN BED | | | | | | | | BLZ. 2.- | | PROVINCIE: 1 PROVINCIE ANTWERPEN | |
|------------------------------------|---------------|---|-----------------|-----------------|--------|---------------|---------------|-----------------|-----------------|----------|-------------------------|--|--|
| LEEFTIJD | MANNEN | | | | | VROUWEN | | | | | ALGE- MEEN TOTAAL | | |
| | ON- GEHUWD | GEHUWD (1) | WEDUW- STAAT | GESCHEI- DEN | TOTAAL | ON- GEHUWD | GEHUWD (1) | WEDUW- STAAT | GESCHEI- DEN | TOTAAL | | | |
| 50 JAAR | 56 | 566 | 6 | 62 | 690 | 22 | 337 | 20 | 26 | 405 | 1.095 | | |
| 51 JAAR | 62 | 594 | 7 | 61 | 724 | 17 | 339 | 20 | 22 | 398 | 1.122 | | |
| 52 JAAR | 56 | 537 | 6 | 68 | 667 | 22 | 297 | 25 | 20 | 364 | 1.031 | | |
| 53 JAAR | 53 | 568 | 5 | 45 | 671 | 11 | 364 | 30 | 24 | 429 | 1.100 | | |
| 54 JAAR | 54 | 511 | 7 | 29 | 601 | 14 | 291 | 17 | 27 | 349 | 950 | | |
| 50-54 JAAR | 281 | 2.776 | 31 | 265 | 3.353 | 86 | 1.628 | 112 | 119 | 1.945 | 5.298 | | |
| 55 JAAR | 50 | 511 | 17 | 46 | 624 | 18 | 308 | 25 | 24 | 375 | 999 | | |
| 56 JAAR | 41 | 493 | 11 | 30 | 575 | 16 | 286 | 26 | 19 | 347 | 922 | | |
| 57 JAAR | 36 | 449 | 11 | 35 | 531 | 20 | 255 | 34 | 10 | 319 | 850 | | |
| 58 JAAR | 48 | 443 | 12 | 27 | 530 | 15 | 246 | 43 | 16 | 320 | 850 | | |
| 59 JAAR | 30 | 421 | 14 | 35 | 500 | 30 | 262 | 44 | 12 | 348 | 848 | | |
| 55-59 JAAR | 205 | 2.317 | 65 | 173 | 2.760 | 99 | 1.357 | 172 | 81 | 1.709 | 4.469 | | |
| 60 JAAR | 28 | 389 | 9 | 22 | 448 | 21 | 236 | 21 | 18 | 296 | 744 | | |
| 61 JAAR | 29 | 438 | 11 | 20 | 498 | 16 | 197 | 40 | 15 | 268 | 766 | | |
| 62 JAAR | 22 | 388 | 19 | 25 | 454 | 20 | 189 | 31 | 18 | 258 | 712 | | |
| 63 JAAR | 36 | 375 | 13 | 22 | 446 | 14 | 206 | 50 | 11 | 281 | 727 | | |
| 64 JAAR | 21 | 311 | 14 | 27 | 373 | 16 | 154 | 44 | 13 | 227 | 600 | | |
| 60-64 JAAR | 136 | 1.901 | 66 | 116 | 2.219 | 87 | 982 | 186 | 75 | 1.330 | 3.549 | | |
| 65 JAAR | 23 | 286 | 17 | 18 | 344 | 13 | 149 | 53 | 11 | 226 | 570 | | |
| 66 JAAR | 28 | 269 | 18 | 17 | 332 | 20 | 116 | 47 | 12 | 195 | 527 | | |
| 67 JAAR | 22 | 232 | 21 | 21 | 296 | 20 | 115 | 64 | 11 | 210 | 506 | | |
| 68 JAAR | 14 | 233 | 30 | 20 | 297 | 18 | 124 | 52 | 9 | 203 | 500 | | |
| 69 JAAR | 20 | 232 | 20 | 11 | 283 | 15 | 101 | 57 | 6 | 179 | 462 | | |
| 65-69 JAAR | 107 | 1.252 | 106 | 87 | 1.552 | 86 | 605 | 273 | 49 | 1.013 | 2.565 | | |
| 70 JAAR | 13 | 203 | 28 | 19 | 263 | 15 | 95 | 57 | 5 | 172 | 435 | | |
| 71 JAAR | 8 | 184 | 27 | 14 | 233 | 18 | 80 | 50 | 7 | 155 | 388 | | |
| 72 JAAR | 11 | 167 | 24 | 7 | 209 | 18 | 80 | 42 | 12 | 152 | 361 | | |
| 73 JAAR | 18 | 158 | 22 | 8 | 206 | 15 | 72 | 62 | 9 | 158 | 364 | | |
| 74 JAAR | 5 | 112 | 18 | 13 | 148 | 8 | 45 | 44 | 5 | 102 | 250 | | |
| 70-74 JAAR | 55 | 824 | 119 | 61 | 1.059 | 74 | 372 | 255 | 38 | 739 | 1.798 | | |
| 75 JAAR | 8 | 89 | 19 | 4 | 120 | 14 | 40 | 57 | 3 | 114 | 234 | | |
| 76 JAAR | 14 | 86 | 20 | 5 | 125 | 12 | 33 | 56 | - | 101 | 226 | | |
| 77 JAAR | 9 | 74 | 19 | 3 | 105 | 25 | 32 | 53 | - | 110 | 215 | | |
| 78 JAAR | 5 | 66 | 19 | 1 | 91 | 10 | 28 | 51 | 3 | 92 | 183 | | |
| 79 JAAR | 9 | 71 | 17 | 5 | 102 | 24 | 21 | 51 | 3 | 99 | 201 | | |
| 75-79 JAAR | 45 | 386 | 94 | 18 | 543 | 85 | 154 | 268 | 9 | 516 | 1.059 | | |
| 80 JAAR | 13 | 60 | 15 | 1 | 89 | 11 | 20 | 47 | 2 | 80 | 169 | | |
| 81 JAAR | 6 | 51 | 25 | 5 | 87 | 16 | 25 | 41 | 2 | 84 | 171 | | |
| 82 JAAR | - | 39 | 25 | 2 | 66 | 8 | 11 | 37 | 3 | 59 | 125 | | |
| 83 JAAR | 7 | 26 | 7 | 2 | 42 | 9 | 13 | 30 | 1 | 53 | 95 | | |
| 84 JAAR | 5 | 36 | 18 | 3 | 62 | 12 | 5 | 58 | 5 | 80 | 142 | | |
| 80-84 JAAR | 31 | 212 | 90 | 13 | 346 | 56 | 74 | 213 | 13 | 356 | 702 | | |
| 85 JAAR | 3 | 20 | 19 | 3 | 45 | 13 | 10 | 29 | 2 | 54 | 99 | | |
| 86 JAAR | 2 | 15 | 9 | - | 26 | 9 | 7 | 24 | 1 | 41 | 67 | | |
| 87 JAAR | 4 | 15 | 12 | 1 | 32 | 7 | 5 | 32 | 3 | 47 | 79 | | |
| 88 JAAR | 3 | 15 | 9 | 1 | 28 | 1 | - | 27 | 1 | 29 | 57 | | |
| 89 JAAR | 5 | 7 | 7 | 1 | 20 | 9 | 5 | 36 | - | 50 | 70 | | |
| 85-89 JAAR | 17 | 72 | 56 | 6 | 151 | 39 | 27 | 148 | 7 | 221 | 372 | | |
| 90 JAAR | - | 6 | 4 | - | 10 | 3 | - | 19 | 2 | 24 | 34 | | |
| 91 JAAR | 2 | 4 | 1 | - | 7 | 2 | 2 | 10 | - | 14 | 21 | | |
| 92 JAAR | 1 | 2 | 5 | - | 8 | 1 | 1 | 16 | - | 18 | 26 | | |
| 93 JAAR | - | 3 | 1 | - | 4 | 1 | - | 5 | - | 6 | 10 | | |
| 94 JAAR | - | 1 | 3 | 1 | 5 | 2 | 1 | 5 | - | 8 | 13 | | |
| 90-94 JAAR | 3 | 16 | 14 | 1 | 34 | 9 | 4 | 55 | 2 | 70 | 104 | | |
| 95 JAAR | - | - | 1 | - | 1 | 1 | 2 | 3 | - | 6 | 7 | | |
| 96 JAAR | - | 3 | 1 | 1 | 5 | - | - | 3 | - | 3 | 8 | | |
| 97 JAAR | - | 1 | - | - | 1 | 2 | - | 2 | - | 4 | 5 | | |
| 98 JAAR | - | - | - | - | - | 1 | - | 1 | - | 2 | 2 | | |
| 99 JAAR | - | - | - | - | - | - | 1 | - | - | 1 | 1 | | |
| 95-99 JAAR | - | 4 | 2 | 1 | 7 | 4 | 3 | 9 | - | 16 | 23 | | |
| 100 JAAR EN OUDER | 1 | - | 2 | - | 3 | - | - | 3 | - | 3 | 6 | | |
| TOTAAL | 27.100 | 28.044 | 733 | 1.964 | 57.841 | 20.757 | 21.306 | 1.949 | 1.091 | 45.103 | 102.944 | | |

| N.I.S. BEVOLKING OP 1-1-1994 | | TABEL 01.01 B VREEMDE BEVOLKING NAAR LEEFTIJD, GESLACHT EN BURGERLIJKE STAAT (1) OMVAT WETTELIJK GESCEIDEN VAN TAFEL EN BED | | | | | | | | BLZ. 1.- PROVINCIE: 2 PROVINCIE BRABANT | |
|------------------------------------|---------------|--|-----------------|-----------------|--------|---------------|---------------|-----------------|-----------------|--|---------------|
| LEEFTIJD | MANNEN | | | | | VROUWEN | | | | | ALGE- MEEN |
| | ON- GEHUWD | GEHUWD (1) | WEDUW- STAAT | GESCHEI- DEN | TOTAAL | ON- GEHUWD | GEHUWD (1) | WEDUW- STAAT | GESCHEI- DEN | TOTAAL | TOTAAL |
| 0 JAAR | 2.504 | - | - | - | 2.504 | 2.348 | - | - | - | 2.348 | 4.852 |
| 1 JAAR | 2.581 | - | - | - | 2.581 | 2.456 | - | - | - | 2.456 | 5.037 |
| 2 JAAR | 2.553 | - | - | - | 2.553 | 2.478 | - | - | - | 2.478 | 5.031 |
| 3 JAAR | 2.724 | - | - | - | 2.724 | 2.517 | - | - | - | 2.517 | 5.241 |
| 4 JAAR | 2.618 | - | - | - | 2.618 | 2.580 | - | - | - | 2.580 | 5.198 |
| 0- 4 JAAR | 12.980 | - | - | - | 12.980 | 12.379 | - | - | - | 12.379 | 25.359 |
| 5 JAAR | 2.662 | - | - | - | 2.662 | 2.585 | - | - | - | 2.585 | 5.247 |
| 6 JAAR | 2.647 | - | - | - | 2.647 | 2.513 | - | - | - | 2.513 | 5.160 |
| 7 JAAR | 2.654 | - | - | - | 2.654 | 2.416 | - | - | - | 2.416 | 5.070 |
| 8 JAAR | 2.586 | - | - | - | 2.586 | 2.427 | - | - | - | 2.427 | 5.013 |
| 9 JAAR | 2.594 | - | - | - | 2.594 | 2.522 | - | - | - | 2.522 | 5.116 |
| 5- 9 JAAR | 13.143 | - | - | - | 13.143 | 12.463 | - | - | - | 12.463 | 25.606 |
| 10 JAAR | 2.573 | - | - | - | 2.573 | 2.433 | - | - | - | 2.433 | 5.006 |
| 11 JAAR | 2.629 | - | - | - | 2.629 | 2.630 | - | - | - | 2.630 | 5.259 |
| 12 JAAR | 2.690 | - | - | - | 2.690 | 2.566 | - | - | - | 2.566 | 5.256 |
| 13 JAAR | 2.759 | - | - | - | 2.759 | 2.705 | - | - | - | 2.705 | 5.464 |
| 14 JAAR | 2.876 | - | - | - | 2.876 | 2.741 | - | - | - | 2.741 | 5.617 |
| 10-14 JAAR | 13.527 | - | - | - | 13.527 | 13.075 | - | - | - | 13.075 | 26.602 |
| 15 JAAR | 2.734 | - | - | - | 2.734 | 2.745 | 15 | - | - | 2.760 | 5.494 |
| 16 JAAR | 2.729 | 1 | - | - | 2.730 | 2.618 | 81 | - | - | 2.699 | 5.429 |
| 17 JAAR | 2.717 | 12 | - | - | 2.729 | 2.479 | 171 | - | - | 2.650 | 5.379 |
| 18 JAAR | 2.549 | 27 | - | - | 2.576 | 2.180 | 245 | - | 7 | 2.432 | 5.008 |
| 19 JAAR | 2.564 | 71 | - | - | 2.635 | 2.105 | 410 | - | 4 | 2.519 | 5.154 |
| 15-19 JAAR | 13.293 | 111 | - | - | 13.404 | 12.127 | 922 | - | 11 | 13.060 | 26.464 |
| 20 JAAR | 2.634 | 161 | - | 1 | 2.796 | 2.126 | 660 | - | 5 | 2.791 | 5.587 |
| 21 JAAR | 2.885 | 252 | - | 1 | 3.138 | 2.186 | 821 | 4 | 12 | 3.023 | 6.161 |
| 22 JAAR | 2.799 | 442 | - | 6 | 3.247 | 2.251 | 988 | 1 | 17 | 3.257 | 6.504 |
| 23 JAAR | 2.804 | 642 | - | 4 | 3.450 | 2.050 | 1.217 | 2 | 17 | 3.286 | 6.736 |
| 24 JAAR | 2.851 | 820 | - | 8 | 3.679 | 2.059 | 1.397 | 6 | 30 | 3.492 | 7.171 |
| 20-24 JAAR | 13.973 | 2.317 | - | 20 | 16.310 | 10.672 | 5.083 | 13 | 81 | 15.849 | 32.159 |
| 25 JAAR | 2.748 | 1.075 | 1 | 19 | 3.843 | 1.928 | 1.551 | 8 | 37 | 3.524 | 7.367 |
| 26 JAAR | 2.481 | 1.272 | 3 | 26 | 3.782 | 1.808 | 1.774 | 5 | 47 | 3.634 | 7.416 |
| 27 JAAR | 2.535 | 1.634 | 4 | 36 | 4.209 | 1.784 | 2.062 | 14 | 60 | 3.920 | 8.129 |
| 28 JAAR | 2.326 | 1.958 | 2 | 42 | 4.328 | 1.563 | 2.325 | 12 | 68 | 3.968 | 8.296 |
| 29 JAAR | 2.198 | 2.192 | 3 | 61 | 4.454 | 1.540 | 2.452 | 23 | 76 | 4.091 | 8.545 |
| 25-29 JAAR | 12.288 | 8.131 | 13 | 184 | 20.616 | 8.623 | 10.164 | 62 | 288 | 19.137 | 39.753 |
| 30 JAAR | 1.865 | 2.347 | 3 | 81 | 4.296 | 1.266 | 2.468 | 15 | 93 | 3.842 | 8.138 |
| 31 JAAR | 1.704 | 2.503 | 2 | 81 | 4.290 | 1.145 | 2.550 | 20 | 117 | 3.832 | 8.122 |
| 32 JAAR | 1.438 | 2.551 | 5 | 103 | 4.097 | 984 | 2.552 | 15 | 130 | 3.681 | 7.778 |
| 33 JAAR | 1.317 | 2.676 | 6 | 114 | 4.113 | 919 | 2.642 | 36 | 120 | 3.717 | 7.830 |
| 34 JAAR | 1.024 | 2.664 | 9 | 115 | 3.812 | 775 | 2.510 | 36 | 148 | 3.469 | 7.281 |
| 30-34 JAAR | 7.348 | 12.741 | 25 | 494 | 20.608 | 5.089 | 12.722 | 122 | 608 | 18.541 | 39.149 |
| 35 JAAR | 998 | 2.685 | 5 | 153 | 3.841 | 688 | 2.442 | 32 | 138 | 3.300 | 7.141 |
| 36 JAAR | 839 | 2.618 | 11 | 149 | 3.617 | 618 | 2.327 | 38 | 134 | 3.117 | 6.734 |
| 37 JAAR | 689 | 2.758 | 14 | 181 | 3.642 | 541 | 2.396 | 31 | 156 | 3.124 | 6.766 |
| 38 JAAR | 610 | 2.640 | 11 | 178 | 3.439 | 491 | 2.333 | 33 | 178 | 3.035 | 6.474 |
| 39 JAAR | 528 | 2.499 | 8 | 188 | 3.223 | 490 | 2.152 | 46 | 172 | 2.860 | 6.083 |
| 35-39 JAAR | 3.664 | 13.200 | 49 | 849 | 17.762 | 2.828 | 11.650 | 180 | 778 | 15.436 | 33.198 |
| 40 JAAR | 505 | 2.406 | 14 | 188 | 3.113 | 386 | 2.095 | 52 | 182 | 2.715 | 5.828 |
| 41 JAAR | 481 | 2.520 | 13 | 211 | 3.225 | 406 | 2.066 | 64 | 155 | 2.691 | 5.916 |
| 42 JAAR | 395 | 2.256 | 9 | 199 | 2.859 | 383 | 1.812 | 39 | 154 | 2.388 | 5.247 |
| 43 JAAR | 334 | 2.449 | 12 | 198 | 2.993 | 372 | 1.992 | 42 | 166 | 2.572 | 5.565 |
| 44 JAAR | 306 | 2.288 | 16 | 169 | 2.779 | 329 | 1.752 | 59 | 158 | 2.298 | 5.077 |
| 40-44 JAAR | 2.021 | 11.919 | 64 | 965 | 14.969 | 1.876 | 9.717 | 256 | 815 | 12.664 | 27.633 |
| 45 JAAR | 348 | 2.217 | 13 | 174 | 2.752 | 288 | 1.761 | 66 | 170 | 2.285 | 5.037 |
| 46 JAAR | 280 | 2.195 | 15 | 215 | 2.705 | 270 | 1.697 | 60 | 179 | 2.206 | 4.911 |
| 47 JAAR | 263 | 2.083 | 18 | 188 | 2.552 | 240 | 1.604 | 70 | 152 | 2.066 | 4.618 |
| 48 JAAR | 225 | 1.827 | 18 | 152 | 2.222 | 195 | 1.442 | 86 | 139 | 1.862 | 4.084 |
| 49 JAAR | 210 | 1.871 | 22 | 152 | 2.255 | 219 | 1.458 | 74 | 162 | 1.913 | 4.168 |
| 45-49 JAAR | 1.326 | 10.193 | 86 | 881 | 12.486 | 1.212 | 7.962 | 356 | 802 | 10.332 | 22.818 |

| N.I.S. BEVOLKING OP 1-1-1994 | | TABEL 01.01 B VREEMDE BEVOLKING NAAR LEEFTIJD, GESLACHT EN BURGERLIJKE STAAT (1) OMVAT WETTELIJK GESCHIEDEN VAN TAFEL EN BED | | | | | | | | | BLZ. 2.- PROVINCIE: 2 PROVINCIE BRABANT | |
|------------------------------------|---------------|---|-----------------|-----------------|---------|---------------|---------------|-----------------|-----------------|---------|--|--|
| LEEFTIJD | MANNEN | | | | | VROUWEN | | | | | ALGE- MEEN | |
| | ON- GEHUWD | GEHUWD (1) | WEDUW- STAAT | GESCHEI- DEN | TOTAAL | ON- GEHUWD | GEHUWD (1) | WEDUW- STAAT | GESCHEI- DEN | TOTAAL | TOTAAL | |
| 50 JAAR | 207 | 1.737 | 18 | 148 | 2.110 | 198 | 1.333 | 70 | 147 | 1.748 | 3.858 | |
| 51 JAAR | 177 | 1.733 | 17 | 131 | 2.058 | 192 | 1.253 | 81 | 120 | 1.646 | 3.704 | |
| 52 JAAR | 172 | 1.507 | 16 | 116 | 1.811 | 178 | 1.161 | 81 | 94 | 1.514 | 3.325 | |
| 53 JAAR | 172 | 1.809 | 18 | 119 | 2.118 | 151 | 1.410 | 121 | 128 | 1.810 | 3.928 | |
| 54 JAAR | 154 | 1.623 | 24 | 102 | 1.903 | 158 | 1.182 | 109 | 128 | 1.577 | 3.480 | |
| 50-54 JAAR | 882 | 8.409 | 93 | 616 | 10.000 | 877 | 6.339 | 462 | 617 | 8.295 | 18.295 | |
| 55 JAAR | 133 | 1.629 | 27 | 118 | 1.907 | 132 | 1.102 | 106 | 102 | 1.442 | 3.349 | |
| 56 JAAR | 136 | 1.480 | 34 | 90 | 1.740 | 137 | 1.000 | 136 | 106 | 1.379 | 3.119 | |
| 57 JAAR | 124 | 1.537 | 32 | 89 | 1.782 | 129 | 988 | 155 | 100 | 1.372 | 3.154 | |
| 58 JAAR | 124 | 1.368 | 25 | 62 | 1.579 | 121 | 970 | 149 | 92 | 1.332 | 2.911 | |
| 59 JAAR | 103 | 1.371 | 29 | 72 | 1.575 | 120 | 870 | 155 | 66 | 1.211 | 2.786 | |
| 55-59 JAAR | 620 | 7.385 | 147 | 431 | 8.583 | 639 | 4.930 | 701 | 466 | 6.736 | 15.319 | |
| 60 JAAR | 90 | 1.225 | 33 | 59 | 1.407 | 101 | 750 | 143 | 76 | 1.070 | 2.477 | |
| 61 JAAR | 97 | 1.220 | 42 | 69 | 1.428 | 101 | 745 | 177 | 64 | 1.087 | 2.515 | |
| 62 JAAR | 74 | 1.051 | 47 | 42 | 1.214 | 102 | 654 | 177 | 67 | 1.000 | 2.214 | |
| 63 JAAR | 91 | 1.144 | 53 | 46 | 1.334 | 111 | 634 | 211 | 57 | 1.013 | 2.347 | |
| 64 JAAR | 82 | 966 | 42 | 50 | 1.140 | 96 | 506 | 183 | 47 | 832 | 1.972 | |
| 60-64 JAAR | 434 | 5.606 | 217 | 266 | 6.523 | 511 | 3.289 | 891 | 311 | 5.002 | 11.525 | |
| 65 JAAR | 57 | 859 | 42 | 55 | 1.013 | 90 | 498 | 199 | 52 | 839 | 1.852 | |
| 66 JAAR | 64 | 792 | 45 | 53 | 954 | 77 | 411 | 204 | 53 | 745 | 1.699 | |
| 67 JAAR | 46 | 682 | 61 | 31 | 820 | 82 | 399 | 203 | 48 | 732 | 1.552 | |
| 68 JAAR | 67 | 603 | 53 | 45 | 768 | 81 | 358 | 202 | 50 | 691 | 1.459 | |
| 69 JAAR | 42 | 510 | 57 | 34 | 643 | 78 | 299 | 206 | 42 | 625 | 1.268 | |
| 65-69 JAAR | 276 | 3.446 | 258 | 218 | 4.198 | 408 | 1.965 | 1.014 | 245 | 3.632 | 7.830 | |
| 70 JAAR | 39 | 540 | 58 | 27 | 664 | 88 | 273 | 195 | 46 | 602 | 1.266 | |
| 71 JAAR | 43 | 457 | 51 | 19 | 570 | 70 | 257 | 186 | 23 | 536 | 1.106 | |
| 72 JAAR | 37 | 421 | 46 | 18 | 522 | 65 | 224 | 164 | 33 | 486 | 1.008 | |
| 73 JAAR | 35 | 355 | 57 | 29 | 476 | 76 | 186 | 238 | 37 | 537 | 1.013 | |
| 74 JAAR | 27 | 231 | 31 | 18 | 307 | 47 | 133 | 159 | 18 | 357 | 664 | |
| 70-74 JAAR | 181 | 2.004 | 243 | 111 | 2.539 | 346 | 1.073 | 942 | 157 | 2.518 | 5.057 | |
| 75 JAAR | 18 | 198 | 28 | 12 | 256 | 60 | 78 | 130 | 17 | 285 | 541 | |
| 76 JAAR | 14 | 180 | 31 | 4 | 229 | 42 | 75 | 147 | 16 | 280 | 509 | |
| 77 JAAR | 24 | 132 | 31 | 7 | 194 | 34 | 61 | 145 | 11 | 251 | 445 | |
| 78 JAAR | 16 | 135 | 23 | 7 | 181 | 43 | 63 | 142 | 6 | 254 | 435 | |
| 79 JAAR | 13 | 147 | 39 | 10 | 209 | 47 | 64 | 138 | 10 | 259 | 468 | |
| 75-79 JAAR | 85 | 792 | 152 | 40 | 1.069 | 226 | 341 | 702 | 60 | 1.329 | 2.398 | |
| 80 JAAR | 15 | 117 | 32 | 6 | 170 | 51 | 66 | 137 | 19 | 273 | 443 | |
| 81 JAAR | 16 | 78 | 45 | 4 | 143 | 43 | 50 | 149 | 14 | 256 | 399 | |
| 82 JAAR | 16 | 92 | 30 | 6 | 144 | 47 | 35 | 131 | 13 | 226 | 370 | |
| 83 JAAR | 5 | 70 | 33 | 6 | 114 | 25 | 36 | 147 | 11 | 219 | 333 | |
| 84 JAAR | 13 | 44 | 25 | 2 | 84 | 43 | 22 | 142 | 6 | 213 | 297 | |
| 80-84 JAAR | 65 | 401 | 165 | 24 | 655 | 209 | 209 | 706 | 63 | 1.187 | 1.842 | |
| 85 JAAR | 7 | 49 | 30 | 3 | 89 | 32 | 17 | 106 | 8 | 163 | 252 | |
| 86 JAAR | 10 | 45 | 23 | 1 | 79 | 21 | 10 | 102 | 11 | 144 | 223 | |
| 87 JAAR | 5 | 23 | 31 | 1 | 60 | 21 | 10 | 87 | 6 | 124 | 184 | |
| 88 JAAR | 4 | 19 | 15 | 4 | 42 | 26 | 10 | 86 | 4 | 126 | 168 | |
| 89 JAAR | 6 | 28 | 21 | 1 | 56 | 19 | 6 | 67 | 5 | 97 | 153 | |
| 85-89 JAAR | 32 | 164 | 120 | 10 | 326 | 119 | 53 | 448 | 34 | 654 | 980 | |
| 90 JAAR | - | 8 | 6 | - | 14 | 12 | 4 | 63 | 4 | 83 | 97 | |
| 91 JAAR | 1 | 8 | 10 | 4 | 23 | 10 | 1 | 38 | 3 | 52 | 75 | |
| 92 JAAR | 3 | 9 | 9 | 1 | 22 | 10 | 5 | 41 | 1 | 57 | 79 | |
| 93 JAAR | 4 | 6 | 11 | - | 21 | 8 | 2 | 42 | 7 | 59 | 80 | |
| 94 JAAR | 1 | 2 | 9 | - | 12 | 2 | - | 16 | 1 | 19 | 31 | |
| 90-94 JAAR | 9 | 33 | 45 | 5 | 92 | 42 | 12 | 200 | 16 | 270 | 362 | |
| 95 JAAR | - | 5 | 5 | - | 10 | 4 | 2 | 24 | 2 | 32 | 42 | |
| 96 JAAR | - | 3 | 1 | - | 4 | 1 | 3 | 15 | - | 19 | 23 | |
| 97 JAAR | 1 | - | - | - | 1 | 3 | - | 4 | 1 | 8 | 9 | |
| 98 JAAR | - | 1 | - | - | 1 | 2 | 2 | 6 | - | 10 | 11 | |
| 99 JAAR | - | - | - | - | - | 3 | - | 5 | - | 8 | 8 | |
| 95-99 JAAR | 1 | 9 | 6 | - | 16 | 13 | 7 | 54 | 3 | 77 | 93 | |
| 100 JAAR EN OUDER | - | 1 | 2 | - | 3 | 3 | - | 11 | 1 | 15 | 18 | |
| TOTAAL | 96.148 | 86.862 | 1.685 | 5.114 | 189.809 | 83.737 | 76.438 | 7.120 | 5.356 | 172.651 | 362.460 | |

| N.I.S. BEVOLKING OP 1-1-1994 | | TABEL 01.01 B VREEMDE BEVOLKING NAAR LEEFTIJD, GESLACHT EN BURGERLIJKE STAAT (1) OMVAT WETTELIJK GESCHIEDEN VAN TAFEL EN BED | | | | | | | | BLZ. 1.- PROVINCIE: 3 PROVINCIE WEST-VLAANDEREN | |
|------------------------------------|---------------|---|-----------------|-----------------|--------|---------------|---------------|-----------------|-----------------|--|-------------------------|
| LEEFTIJD | MANNEN | | | | | VROUWEN | | | | | ALGE- MEEN TOTAAL |
| | ON- GEHUWD | GEHUWD (1) | WEDUW- STAAT | GESCHEI- DEN | TOTAAL | ON- GEHUWD | GEHUWD (1) | WEDUW- STAAT | GESCHEI- DEN | TOTAAL | |
| 0 JAAR | 112 | - | - | - | 112 | 89 | - | - | - | 89 | 201 |
| 1 JAAR | 106 | - | - | - | 106 | 110 | - | - | - | 110 | 216 |
| 2 JAAR | 103 | - | - | - | 103 | 96 | - | - | - | 96 | 199 |
| 3 JAAR | 88 | - | - | - | 88 | 87 | - | - | - | 87 | 175 |
| 4 JAAR | 103 | - | - | - | 103 | 89 | - | - | - | 89 | 192 |
| 0- 4 JAAR | 512 | - | - | - | 512 | 471 | - | - | - | 471 | 983 |
| 5 JAAR | 86 | - | - | - | 86 | 72 | - | - | - | 72 | 158 |
| 6 JAAR | 69 | - | - | - | 69 | 99 | - | - | - | 99 | 168 |
| 7 JAAR | 84 | - | - | - | 84 | 98 | - | - | - | 98 | 182 |
| 8 JAAR | 82 | - | - | - | 82 | 67 | - | - | - | 67 | 149 |
| 9 JAAR | 72 | - | - | - | 72 | 79 | - | - | - | 79 | 151 |
| 5- 9 JAAR | 393 | - | - | - | 393 | 415 | - | - | - | 415 | 808 |
| 10 JAAR | 84 | - | - | - | 84 | 74 | - | - | - | 74 | 158 |
| 11 JAAR | 90 | - | - | - | 90 | 61 | - | - | - | 61 | 151 |
| 12 JAAR | 78 | - | - | - | 78 | 73 | - | - | - | 73 | 151 |
| 13 JAAR | 83 | - | - | - | 83 | 93 | - | - | - | 93 | 176 |
| 14 JAAR | 82 | - | - | - | 82 | 82 | - | - | - | 82 | 164 |
| 10-14 JAAR | 417 | - | - | - | 417 | 383 | - | - | - | 383 | 800 |
| 15 JAAR | 75 | - | - | - | 75 | 65 | 1 | - | - | 66 | 141 |
| 16 JAAR | 75 | - | - | - | 75 | 84 | 1 | - | - | 85 | 160 |
| 17 JAAR | 60 | - | - | - | 60 | 70 | 12 | - | - | 82 | 142 |
| 18 JAAR | 90 | 1 | - | - | 91 | 69 | 14 | - | - | 83 | 174 |
| 19 JAAR | 83 | 1 | - | - | 84 | 70 | 23 | - | - | 93 | 177 |
| 15-19 JAAR | 383 | 2 | - | - | 385 | 358 | 51 | - | - | 409 | 794 |
| 20 JAAR | 73 | 11 | - | - | 84 | 50 | 31 | - | 1 | 82 | 166 |
| 21 JAAR | 103 | 11 | - | - | 114 | 51 | 49 | - | - | 100 | 214 |
| 22 JAAR | 110 | 18 | - | - | 128 | 86 | 74 | - | - | 160 | 288 |
| 23 JAAR | 132 | 49 | - | - | 181 | 109 | 88 | 1 | - | 198 | 379 |
| 24 JAAR | 122 | 55 | - | - | 177 | 97 | 110 | - | 1 | 208 | 385 |
| 20-24 JAAR | 540 | 144 | - | - | 684 | 393 | 352 | 1 | 2 | 748 | 1.432 |
| 25 JAAR | 154 | 85 | - | 1 | 240 | 74 | 116 | - | 1 | 191 | 431 |
| 26 JAAR | 138 | 101 | - | 3 | 242 | 66 | 135 | 1 | 1 | 203 | 445 |
| 27 JAAR | 139 | 135 | 2 | 1 | 277 | 51 | 155 | - | 5 | 211 | 488 |
| 28 JAAR | 114 | 152 | 2 | 6 | 274 | 47 | 140 | 1 | 6 | 194 | 468 |
| 29 JAAR | 111 | 137 | 1 | 8 | 257 | 42 | 109 | - | 8 | 159 | 416 |
| 25-29 JAAR | 656 | 610 | 5 | 19 | 1.290 | 280 | 655 | 2 | 21 | 958 | 2.248 |
| 30 JAAR | 96 | 118 | - | 7 | 221 | 37 | 119 | - | 5 | 161 | 382 |
| 31 JAAR | 79 | 163 | 2 | 4 | 248 | 28 | 117 | 1 | 7 | 153 | 401 |
| 32 JAAR | 57 | 149 | - | 9 | 215 | 26 | 108 | 1 | 6 | 141 | 356 |
| 33 JAAR | 49 | 154 | 2 | 14 | 219 | 25 | 139 | 2 | 7 | 173 | 392 |
| 34 JAAR | 39 | 150 | - | 11 | 200 | 21 | 103 | 1 | 8 | 133 | 333 |
| 30-34 JAAR | 320 | 734 | 4 | 45 | 1.103 | 137 | 586 | 5 | 33 | 761 | 1.864 |
| 35 JAAR | 53 | 185 | 1 | 12 | 251 | 16 | 90 | - | 4 | 110 | 361 |
| 36 JAAR | 37 | 154 | - | 13 | 204 | 15 | 98 | - | 6 | 119 | 323 |
| 37 JAAR | 23 | 155 | 1 | 17 | 196 | 29 | 85 | 2 | 8 | 124 | 320 |
| 38 JAAR | 25 | 165 | 1 | 33 | 224 | 18 | 79 | 2 | 9 | 108 | 332 |
| 39 JAAR | 24 | 183 | 2 | 13 | 222 | 9 | 78 | 2 | 6 | 95 | 317 |
| 35-39 JAAR | 162 | 842 | 5 | 88 | 1.097 | 87 | 430 | 6 | 33 | 556 | 1.653 |
| 40 JAAR | 17 | 198 | 1 | 23 | 239 | 12 | 88 | 1 | 6 | 107 | 346 |
| 41 JAAR | 24 | 194 | 1 | 17 | 236 | 12 | 85 | 1 | 15 | 113 | 349 |
| 42 JAAR | 24 | 170 | 4 | 29 | 227 | 8 | 67 | - | 5 | 80 | 307 |
| 43 JAAR | 19 | 181 | 1 | 20 | 221 | 13 | 81 | 5 | 18 | 117 | 338 |
| 44 JAAR | 12 | 204 | 1 | 29 | 246 | 7 | 75 | 5 | 11 | 98 | 344 |
| 40-44 JAAR | 96 | 947 | 8 | 118 | 1.169 | 52 | 396 | 12 | 55 | 515 | 1.684 |
| 45 JAAR | 20 | 189 | 2 | 28 | 239 | 11 | 61 | 4 | 13 | 89 | 328 |
| 46 JAAR | 18 | 158 | 2 | 24 | 202 | 10 | 67 | 6 | 14 | 97 | 299 |
| 47 JAAR | 20 | 160 | 2 | 19 | 201 | 7 | 57 | 6 | 11 | 81 | 282 |
| 48 JAAR | 20 | 145 | 1 | 23 | 189 | 2 | 47 | 4 | 10 | 63 | 252 |
| 49 JAAR | 17 | 119 | 2 | 13 | 151 | 6 | 41 | 4 | 5 | 56 | 207 |
| 45-49 JAAR | 95 | 771 | 9 | 107 | 982 | 36 | 273 | 24 | 53 | 386 | 1.368 |

| N.I.S. BEVOLKING OP 1-1-1994 | | TABEL 01.01 B | | | | | BLZ. 2.- | | PROVINCIE: 3 PROVINCIE WEST-VLAANDEREN | | | |
|--|---------------|---------------|-----------------|-----------------|--------|---------------|---------------|-----------------|--|--------|--------|---------------|
| VREEMDE BEVOLKING NAAR LEEFTIJD, GESLACHT EN BURGERLIJKE STAAT (1) OMVAT WETTELIJK GESCHIEDEN VAN TAFEL EN BED | | MANNEN | | | | | VROUWEN | | | | | ALGE- MEEN |
| LEEFTIJD | ON- GEHUWD | GEHUWD (1) | WEDUW- STAAT | GESCHEI- DEN | TOTAAL | ON- GEHUWD | GEHUWD (1) | WEDUW- STAAT | GESCHEI- DEN | TOTAAL | TOTAAL | |
| 50 JAAR | 6 | 119 | 3 | 17 | 145 | 7 | 40 | 4 | 4 | 55 | 200 | |
| 51 JAAR | 11 | 99 | 1 | 6 | 117 | 7 | 56 | 3 | 7 | 73 | 190 | |
| 52 JAAR | 14 | 91 | 4 | 15 | 124 | 1 | 42 | 4 | 6 | 53 | 177 | |
| 53 JAAR | 12 | 78 | 1 | 15 | 106 | 3 | 53 | 3 | 4 | 63 | 169 | |
| 54 JAAR | 6 | 96 | 1 | 11 | 114 | 7 | 49 | 4 | 3 | 63 | 177 | |
| 50-54 JAAR | 49 | 483 | 10 | 64 | 606 | 25 | 240 | 18 | 24 | 307 | 913 | |
| 55 JAAR | 6 | 82 | - | 14 | 102 | 8 | 44 | 6 | 8 | 66 | 168 | |
| 56 JAAR | 6 | 75 | - | 16 | 97 | 7 | 35 | 7 | 3 | 52 | 149 | |
| 57 JAAR | 5 | 61 | 1 | 15 | 82 | 8 | 38 | 6 | 6 | 58 | 140 | |
| 58 JAAR | 6 | 65 | 4 | 5 | 80 | 4 | 31 | 10 | 5 | 50 | 130 | |
| 59 JAAR | 5 | 64 | 2 | 4 | 75 | 5 | 36 | 14 | 6 | 61 | 136 | |
| 55-59 JAAR | 28 | 347 | 7 | 54 | 436 | 32 | 184 | 43 | 28 | 287 | 723 | |
| 60 JAAR | 6 | 52 | 4 | 4 | 66 | 6 | 28 | 7 | 5 | 46 | 112 | |
| 61 JAAR | 6 | 49 | 4 | 6 | 65 | 3 | 39 | 7 | 3 | 52 | 117 | |
| 62 JAAR | 8 | 50 | 3 | 8 | 69 | 3 | 29 | 10 | 8 | 50 | 119 | |
| 63 JAAR | 6 | 50 | 8 | 10 | 74 | 3 | 46 | 12 | 3 | 64 | 138 | |
| 64 JAAR | 5 | 45 | 3 | 5 | 58 | 5 | 35 | 12 | 4 | 56 | 114 | |
| 60-64 JAAR | 31 | 246 | 22 | 33 | 332 | 20 | 177 | 48 | 23 | 268 | 600 | |
| 65 JAAR | 3 | 52 | 1 | 7 | 63 | 5 | 35 | 18 | 4 | 62 | 125 | |
| 66 JAAR | 4 | 45 | 6 | 7 | 62 | 7 | 29 | 23 | 4 | 63 | 125 | |
| 67 JAAR | 4 | 42 | 3 | 3 | 52 | 2 | 38 | 19 | 7 | 66 | 118 | |
| 68 JAAR | 5 | 41 | 5 | 1 | 52 | 4 | 34 | 17 | 6 | 61 | 113 | |
| 69 JAAR | 5 | 52 | 6 | 5 | 68 | 6 | 36 | 25 | 5 | 72 | 140 | |
| 65-69 JAAR | 21 | 232 | 21 | 23 | 297 | 24 | 172 | 102 | 26 | 324 | 621 | |
| 70 JAAR | 3 | 43 | 9 | 9 | 64 | 9 | 43 | 20 | 2 | 74 | 138 | |
| 71 JAAR | 5 | 56 | 8 | 3 | 72 | 4 | 38 | 27 | 2 | 71 | 143 | |
| 72 JAAR | 2 | 44 | 13 | 3 | 62 | 6 | 30 | 28 | 3 | 67 | 129 | |
| 73 JAAR | 2 | 39 | 12 | 1 | 54 | 9 | 27 | 33 | 7 | 76 | 130 | |
| 74 JAAR | 4 | 29 | 5 | 1 | 39 | 5 | 9 | 13 | 1 | 28 | 67 | |
| 70-74 JAAR | 16 | 211 | 47 | 17 | 291 | 33 | 147 | 121 | 15 | 316 | 607 | |
| 75 JAAR | - | 26 | 7 | - | 33 | 8 | 13 | 12 | - | 33 | 66 | |
| 76 JAAR | 4 | 14 | 4 | 1 | 23 | 5 | 12 | 16 | 2 | 35 | 58 | |
| 77 JAAR | 3 | 12 | 6 | 3 | 24 | 8 | 7 | 11 | 4 | 30 | 54 | |
| 78 JAAR | 1 | 18 | 4 | 2 | 25 | 6 | 13 | 26 | - | 45 | 70 | |
| 79 JAAR | 2 | 21 | 3 | - | 26 | 9 | 8 | 24 | 2 | 43 | 69 | |
| 75-79 JAAR | 10 | 91 | 24 | 6 | 131 | 36 | 53 | 89 | 8 | 186 | 317 | |
| 80 JAAR | 4 | 13 | 4 | - | 21 | 4 | 10 | 23 | 1 | 38 | 59 | |
| 81 JAAR | - | 17 | 4 | 1 | 22 | 4 | 11 | 26 | - | 41 | 63 | |
| 82 JAAR | 1 | 11 | 1 | 1 | 14 | 6 | 7 | 19 | 1 | 33 | 47 | |
| 83 JAAR | 3 | 6 | 5 | - | 14 | 1 | 3 | 24 | - | 28 | 42 | |
| 84 JAAR | - | 3 | 3 | 1 | 7 | - | 4 | 31 | 1 | 36 | 43 | |
| 80-84 JAAR | 8 | 50 | 17 | 3 | 78 | 15 | 35 | 123 | 3 | 176 | 254 | |
| 85 JAAR | 1 | 8 | 4 | - | 13 | 1 | 5 | 9 | - | 15 | 28 | |
| 86 JAAR | - | 2 | 4 | - | 6 | 3 | 5 | 18 | - | 26 | 32 | |
| 87 JAAR | - | 5 | 3 | - | 8 | 4 | - | 14 | 1 | 19 | 27 | |
| 88 JAAR | - | 5 | 2 | - | 7 | 2 | 1 | 10 | 1 | 14 | 21 | |
| 89 JAAR | - | 1 | 2 | - | 3 | 3 | 1 | 8 | 1 | 13 | 16 | |
| 85-89 JAAR | 1 | 21 | 15 | - | 37 | 13 | 12 | 59 | 3 | 87 | 124 | |
| 90 JAAR | 1 | 3 | 1 | - | 5 | 3 | - | 5 | - | 8 | 13 | |
| 91 JAAR | - | 1 | 2 | - | 3 | 3 | 2 | 1 | 2 | 8 | 11 | |
| 92 JAAR | - | 1 | 1 | - | 2 | 2 | - | 6 | - | 8 | 10 | |
| 93 JAAR | - | - | - | 1 | 1 | - | 1 | 3 | - | 4 | 5 | |
| 94 JAAR | - | 2 | 2 | - | 4 | 1 | - | 3 | - | 4 | 8 | |
| 90-94 JAAR | 1 | 7 | 6 | 1 | 15 | 9 | 3 | 18 | 2 | 32 | 47 | |
| 95 JAAR | - | 1 | 1 | - | 2 | 1 | - | - | - | 1 | 3 | |
| 96 JAAR | - | - | - | - | - | - | - | 1 | 1 | 2 | 2 | |
| 97 JAAR | - | - | - | - | - | 1 | - | 1 | - | 2 | 2 | |
| 98 JAAR | - | - | - | - | - | - | - | - | - | - | - | |
| 99 JAAR | - | - | - | - | - | - | - | 1 | - | 1 | 1 | |
| 95-99 JAAR | - | 1 | 1 | - | 2 | 2 | - | 3 | 1 | 6 | 8 | |
| 100 JAAR EN OUDER | - | - | 1 | - | 1 | - | - | - | - | - | 1 | |
| TOTAAL | 3.739 | 5.739 | 202 | 578 | 10.258 | 2.821 | 3.766 | 674 | 330 | 7.591 | 17.849 | |

| N.I.S. BEVOLKING OP 1-1-1994 | | TABEL 01.01 B | | | | | BLZ. 1.- | | | | PROVINCIE: 4 | |
|------------------------------------|---------------|---|-----------------|-----------------|--------|---------------|------------------------------|-----------------|-----------------|--------|-------------------------|--|
| | | VREEMDE BEVOLKING NAAR LEEFTIJD, GESLACHT EN BURGERLIJKE STAAT | | | | | PROVINCIE OOST-VLAANDEREN | | | | | |
| | | (1) OMVAT WETTELIJK GESCHIEDEN VAN TAFEL EN BED | | | | | | | | | | |
| LEEFTIJD | MANNEN | | | | | VROUWEN | | | | | ALGE- MEEN TOTAAL | |
| | ON- GEHUWD | GEHUWD (1) | WEDUW- STAAT | GESCHEI- DEN | TOTAAL | ON- GEHUWD | GEHUWD (1) | WEDUW- STAAT | GESCHEI- DEN | TOTAAL | | |
| 0 JAAR | 358 | - | - | - | 358 | 346 | - | - | - | 346 | 704 | |
| 1 JAAR | 354 | - | - | - | 354 | 360 | - | - | - | 360 | 714 | |
| 2 JAAR | 400 | - | - | - | 400 | 397 | - | - | - | 397 | 797 | |
| 3 JAAR | 369 | - | - | - | 369 | 355 | - | - | - | 355 | 724 | |
| 4 JAAR | 361 | - | - | - | 361 | 378 | - | - | - | 378 | 739 | |
| 0- 4 JAAR | 1.842 | - | - | - | 1.842 | 1.836 | - | - | - | 1.836 | 3.678 | |
| 5 JAAR | 376 | - | - | - | 376 | 363 | - | - | - | 363 | 739 | |
| 6 JAAR | 380 | - | - | - | 380 | 312 | - | - | - | 312 | 692 | |
| 7 JAAR | 367 | - | - | - | 367 | 326 | - | - | - | 326 | 693 | |
| 8 JAAR | 325 | - | - | - | 325 | 333 | - | - | - | 333 | 658 | |
| 9 JAAR | 324 | - | - | - | 324 | 327 | - | - | - | 327 | 651 | |
| 5- 9 JAAR | 1.772 | - | - | - | 1.772 | 1.661 | - | - | - | 1.661 | 3.433 | |
| 10 JAAR | 316 | - | - | - | 316 | 345 | - | - | - | 345 | 661 | |
| 11 JAAR | 371 | - | - | - | 371 | 354 | - | - | - | 354 | 725 | |
| 12 JAAR | 323 | - | - | - | 323 | 331 | - | - | - | 331 | 654 | |
| 13 JAAR | 407 | - | - | - | 407 | 374 | - | - | - | 374 | 781 | |
| 14 JAAR | 383 | - | - | - | 383 | 360 | - | - | - | 360 | 743 | |
| 10-14 JAAR | 1.800 | - | - | - | 1.800 | 1.764 | - | - | - | 1.764 | 3.564 | |
| 15 JAAR | 339 | - | - | - | 339 | 338 | 4 | - | - | 342 | 681 | |
| 16 JAAR | 343 | 3 | - | - | 346 | 340 | 12 | - | - | 352 | 698 | |
| 17 JAAR | 325 | 12 | - | - | 337 | 327 | 42 | - | - | 369 | 706 | |
| 18 JAAR | 277 | 15 | - | 1 | 293 | 228 | 67 | - | - | 295 | 588 | |
| 19 JAAR | 286 | 28 | - | - | 314 | 178 | 129 | - | - | 307 | 621 | |
| 15-19 JAAR | 1.570 | 58 | - | 1 | 1.629 | 1.411 | 254 | - | - | 1.665 | 3.294 | |
| 20 JAAR | 255 | 86 | - | 1 | 342 | 169 | 149 | - | 1 | 319 | 661 | |
| 21 JAAR | 223 | 116 | - | - | 339 | 136 | 205 | - | 2 | 343 | 682 | |
| 22 JAAR | 228 | 154 | - | 3 | 385 | 124 | 276 | 3 | 4 | 407 | 792 | |
| 23 JAAR | 193 | 203 | - | 1 | 397 | 127 | 246 | 2 | 1 | 376 | 773 | |
| 24 JAAR | 191 | 212 | - | 5 | 408 | 98 | 297 | 1 | 5 | 401 | 809 | |
| 20-24 JAAR | 1.090 | 771 | - | 10 | 1.871 | 654 | 1.173 | 6 | 13 | 1.846 | 3.717 | |
| 25 JAAR | 181 | 284 | - | 4 | 469 | 93 | 297 | - | 5 | 395 | 864 | |
| 26 JAAR | 184 | 265 | - | 4 | 453 | 98 | 319 | - | 7 | 424 | 877 | |
| 27 JAAR | 198 | 325 | 1 | 6 | 530 | 100 | 342 | 3 | 8 | 453 | 983 | |
| 28 JAAR | 172 | 331 | 2 | 13 | 518 | 70 | 346 | 3 | 15 | 434 | 952 | |
| 29 JAAR | 180 | 348 | - | 6 | 534 | 84 | 338 | 4 | 11 | 437 | 971 | |
| 25-29 JAAR | 915 | 1.553 | 3 | 33 | 2.504 | 445 | 1.642 | 10 | 46 | 2.143 | 4.647 | |
| 30 JAAR | 134 | 353 | - | 15 | 502 | 59 | 292 | 2 | 8 | 361 | 863 | |
| 31 JAAR | 136 | 371 | 2 | 16 | 525 | 72 | 290 | 5 | 10 | 377 | 902 | |
| 32 JAAR | 117 | 348 | 1 | 14 | 480 | 63 | 278 | 2 | 13 | 356 | 836 | |
| 33 JAAR | 100 | 386 | 2 | 19 | 507 | 53 | 336 | 3 | 8 | 400 | 907 | |
| 34 JAAR | 85 | 312 | 2 | 18 | 417 | 36 | 241 | 1 | 9 | 287 | 704 | |
| 30-34 JAAR | 572 | 1.770 | 7 | 82 | 2.431 | 283 | 1.437 | 13 | 48 | 1.781 | 4.212 | |
| 35 JAAR | 65 | 372 | 2 | 14 | 453 | 28 | 256 | 3 | 6 | 293 | 746 | |
| 36 JAAR | 64 | 331 | - | 18 | 413 | 28 | 217 | 5 | 14 | 264 | 677 | |
| 37 JAAR | 63 | 343 | 2 | 21 | 429 | 20 | 219 | 1 | 11 | 251 | 680 | |
| 38 JAAR | 57 | 311 | 2 | 32 | 402 | 19 | 227 | 5 | 12 | 263 | 665 | |
| 39 JAAR | 37 | 278 | - | 29 | 344 | 25 | 210 | 6 | 7 | 248 | 592 | |
| 35-39 JAAR | 286 | 1.635 | 6 | 114 | 2.041 | 120 | 1.129 | 20 | 50 | 1.319 | 3.360 | |
| 40 JAAR | 32 | 241 | 1 | 31 | 305 | 19 | 178 | 7 | 13 | 217 | 522 | |
| 41 JAAR | 28 | 272 | 1 | 23 | 324 | 23 | 162 | 12 | 5 | 202 | 526 | |
| 42 JAAR | 24 | 253 | 1 | 25 | 303 | 12 | 167 | 4 | 6 | 189 | 492 | |
| 43 JAAR | 23 | 301 | 3 | 22 | 349 | 9 | 149 | 4 | 13 | 175 | 524 | |
| 44 JAAR | 32 | 263 | 3 | 37 | 335 | 10 | 154 | 8 | 8 | 180 | 515 | |
| 40-44 JAAR | 139 | 1.330 | 9 | 138 | 1.616 | 73 | 810 | 35 | 45 | 963 | 2.579 | |
| 45 JAAR | 17 | 262 | - | 23 | 302 | 6 | 140 | 5 | 15 | 166 | 468 | |
| 46 JAAR | 25 | 226 | 3 | 20 | 274 | 12 | 119 | 5 | 8 | 144 | 418 | |
| 47 JAAR | 25 | 248 | - | 26 | 299 | 4 | 118 | 1 | 11 | 134 | 433 | |
| 48 JAAR | 13 | 214 | 3 | 26 | 256 | 4 | 107 | 7 | 12 | 130 | 386 | |
| 49 JAAR | 17 | 207 | 2 | 27 | 253 | 8 | 117 | 4 | 13 | 142 | 395 | |
| 45-49 JAAR | 97 | 1.157 | 8 | 122 | 1.384 | 34 | 601 | 22 | 59 | 716 | 2.100 | |

| N.I.S. BEVOLKING OP 1-1-1994 | | TABEL 01.01 B VREEMDE BEVOLKING NAAR LEEFTIJD, GESLACHT EN BURGERLIJKE STAAT (1) OMVAT WETTELIJK GESCHIEDEN VAN TAFEL EN BED | | | | | | | | | BLZ. 2.- PROVINCIE: 4 PROVINCIE OOST-VLAANDEREN | |
|------------------------------------|---------------|---|-----------------|-----------------|--------|---------------|---------------|-----------------|-----------------|--------|--|--|
| LEEFTIJD | MANNEN | | | | | VROUWEN | | | | | ALGE- MEEN | |
| | ON- GEHUWD | GEHUWD (1) | WEDUW- STAAT | GESCHEI- DEN | TOTAAL | ON- GEHUWD | GEHUWD (1) | WEDUW- STAAT | GESCHEI- DEN | TOTAAL | TOTAAL | |
| 50 JAAR | 11 | 212 | 3 | 24 | 250 | 7 | 101 | 10 | 10 | 128 | 378 | |
| 51 JAAR | 10 | 188 | 4 | 25 | 227 | 7 | 77 | 11 | 10 | 105 | 332 | |
| 52 JAAR | 9 | 173 | 3 | 12 | 197 | 4 | 84 | 8 | 9 | 105 | 302 | |
| 53 JAAR | 12 | 205 | 3 | 25 | 245 | 1 | 106 | 10 | 7 | 124 | 369 | |
| 54 JAAR | 11 | 187 | 4 | 22 | 224 | 7 | 75 | 6 | 11 | 99 | 323 | |
| 50-54 JAAR | 53 | 965 | 17 | 108 | 1.143 | 26 | 443 | 45 | 47 | 561 | 1.704 | |
| 55 JAAR | 6 | 164 | 3 | 13 | 186 | 2 | 89 | 9 | 8 | 108 | 294 | |
| 56 JAAR | 6 | 130 | 5 | 18 | 159 | 5 | 63 | 9 | 4 | 81 | 240 | |
| 57 JAAR | 7 | 139 | 6 | 12 | 164 | 4 | 73 | 9 | 6 | 92 | 256 | |
| 58 JAAR | 10 | 135 | 4 | 11 | 160 | 5 | 51 | 10 | 7 | 73 | 233 | |
| 59 JAAR | 4 | 127 | 2 | 7 | 140 | - | 56 | 10 | 7 | 73 | 213 | |
| 55-59 JAAR | 33 | 695 | 20 | 61 | 809 | 16 | 332 | 47 | 32 | 427 | 1.236 | |
| 60 JAAR | 12 | 157 | 5 | 1 | 175 | 7 | 51 | 15 | 5 | 78 | 253 | |
| 61 JAAR | 3 | 125 | 7 | 9 | 144 | 3 | 53 | 16 | 4 | 76 | 220 | |
| 62 JAAR | 7 | 82 | 6 | 8 | 103 | 1 | 42 | 7 | 1 | 51 | 154 | |
| 63 JAAR | 7 | 94 | 7 | 10 | 118 | 5 | 46 | 15 | 4 | 70 | 188 | |
| 64 JAAR | 4 | 91 | 5 | 5 | 105 | 6 | 33 | 13 | 3 | 55 | 160 | |
| 60-64 JAAR | 33 | 549 | 30 | 33 | 645 | 22 | 225 | 66 | 17 | 330 | 975 | |
| 65 JAAR | 2 | 81 | 3 | 3 | 89 | 5 | 42 | 11 | 2 | 60 | 149 | |
| 66 JAAR | 4 | 63 | 2 | 11 | 80 | 12 | 33 | 12 | - | 57 | 137 | |
| 67 JAAR | 5 | 58 | 10 | 1 | 74 | 4 | 38 | 20 | 3 | 65 | 139 | |
| 68 JAAR | 6 | 52 | 8 | 3 | 69 | 4 | 29 | 22 | 3 | 58 | 127 | |
| 69 JAAR | 7 | 60 | 7 | 3 | 77 | 2 | 26 | 21 | 2 | 51 | 128 | |
| 65-69 JAAR | 24 | 314 | 30 | 21 | 389 | 27 | 168 | 86 | 10 | 291 | 680 | |
| 70 JAAR | 4 | 61 | 8 | 4 | 77 | 7 | 33 | 27 | 3 | 70 | 147 | |
| 71 JAAR | 5 | 53 | 8 | 3 | 69 | 7 | 20 | 22 | 4 | 53 | 122 | |
| 72 JAAR | 6 | 58 | 10 | 1 | 75 | 7 | 23 | 30 | 2 | 62 | 137 | |
| 73 JAAR | - | 45 | 7 | 1 | 53 | 9 | 25 | 22 | 1 | 57 | 110 | |
| 74 JAAR | 5 | 32 | 5 | 4 | 46 | 6 | 18 | 16 | 1 | 41 | 87 | |
| 70-74 JAAR | 20 | 249 | 38 | 13 | 320 | 36 | 119 | 117 | 11 | 283 | 603 | |
| 75 JAAR | 3 | 27 | 5 | - | 35 | - | 12 | 16 | - | 28 | 63 | |
| 76 JAAR | - | 18 | 5 | - | 23 | 3 | 6 | 8 | - | 17 | 40 | |
| 77 JAAR | 1 | 24 | 4 | 3 | 32 | 8 | 5 | 9 | - | 22 | 54 | |
| 78 JAAR | 2 | 18 | 7 | 2 | 29 | 3 | 5 | 6 | - | 14 | 43 | |
| 79 JAAR | 2 | 23 | 7 | 2 | 34 | 6 | 7 | 17 | 3 | 33 | 67 | |
| 75-79 JAAR | 8 | 110 | 28 | 7 | 153 | 20 | 35 | 56 | 3 | 114 | 267 | |
| 80 JAAR | 1 | 16 | 8 | - | 25 | 7 | 2 | 19 | - | 28 | 53 | |
| 81 JAAR | 2 | 16 | 6 | 1 | 25 | 5 | 3 | 17 | 2 | 27 | 52 | |
| 82 JAAR | 3 | 14 | 7 | - | 24 | 10 | 5 | 10 | - | 25 | 49 | |
| 83 JAAR | - | 9 | 2 | - | 11 | - | 3 | 14 | - | 17 | 28 | |
| 84 JAAR | 1 | 4 | 6 | 1 | 12 | 2 | 2 | 11 | 1 | 16 | 28 | |
| 80-84 JAAR | 7 | 59 | 29 | 2 | 97 | 24 | 15 | 71 | 3 | 113 | 210 | |
| 85 JAAR | - | 6 | 4 | - | 10 | 7 | 3 | 7 | - | 17 | 27 | |
| 86 JAAR | 2 | 8 | 4 | - | 14 | 4 | 1 | 11 | - | 16 | 30 | |
| 87 JAAR | 2 | 3 | 4 | - | 9 | 1 | 1 | 5 | - | 7 | 16 | |
| 88 JAAR | - | 1 | 7 | - | 8 | 1 | - | 7 | - | 8 | 16 | |
| 89 JAAR | 1 | - | - | - | 1 | 2 | - | 9 | - | 11 | 12 | |
| 85-89 JAAR | 5 | 18 | 19 | - | 42 | 15 | 5 | 39 | - | 59 | 101 | |
| 90 JAAR | 1 | - | 2 | - | 3 | 1 | - | 4 | - | 5 | 8 | |
| 91 JAAR | - | 2 | 2 | - | 4 | - | 1 | 5 | - | 6 | 10 | |
| 92 JAAR | 1 | - | 1 | - | 2 | - | - | 1 | - | 1 | 3 | |
| 93 JAAR | - | 1 | - | - | 1 | 3 | - | 2 | - | 5 | 6 | |
| 94 JAAR | - | - | 1 | - | 1 | - | - | 3 | - | 3 | 4 | |
| 90-94 JAAR | 2 | 3 | 6 | - | 11 | 4 | 1 | 15 | - | 20 | 31 | |
| 95 JAAR | - | - | - | - | - | 2 | - | - | - | 2 | 2 | |
| 96 JAAR | - | 1 | 2 | - | 3 | 1 | - | 3 | - | 4 | 7 | |
| 97 JAAR | - | - | - | - | - | - | - | 1 | - | 1 | 1 | |
| 98 JAAR | 1 | - | - | - | 1 | - | - | - | - | - | 1 | |
| 99 JAAR | - | - | - | - | - | 1 | - | - | - | 1 | 1 | |
| 95-99 JAAR | 1 | 1 | 2 | - | 4 | 4 | - | 4 | - | 8 | 12 | |
| 100 JAAR EN OUDER | - | - | 1 | - | 1 | - | - | 2 | - | 2 | 3 | |
| TOTAAL | 10.269 | 11.237 | 253 | 745 | 22.504 | 8.475 | 8.389 | 654 | 384 | 17.902 | 40.406 | |

| N.I.S. BEVOLKING OP 1-1-1994 | | TABEL 01.01 B VREEMDE BEVOLKING NAAR LEEFTIJD, GESLACHT EN BURGERLIJKE STAAT (1) OMVAT WETTELIJK GESCHIEDEN VAN TAFEL EN BED | | | | | | | | BLZ. 1.- PROVINCIE: 5 PROVINCIE HENEGOUWEN | | |
|------------------------------------|--|---|---------------|-----------------|-----------------|--------|---------------|---------------|-----------------|---|--------|---------------|
| LEEFTIJD | | MANNEN | | | | | VROUWEN | | | | | ALGE- MEEN |
| | | ON- GEHUWD | GEHUWD (1) | WEDUW- STAAT | GESCHEI- DEN | TOTAAL | ON- GEHUWD | GEHUWD (1) | WEDUW- STAAT | GESCHEI- DEN | TOTAAL | TOTAAL |
| 0 JAAR | | 471 | - | - | - | 471 | 505 | - | - | - | 505 | 976 |
| 1 JAAR | | 548 | - | - | - | 548 | 514 | - | - | - | 514 | 1.062 |
| 2 JAAR | | 570 | - | - | - | 570 | 574 | - | - | - | 574 | 1.144 |
| 3 JAAR | | 586 | - | - | - | 586 | 575 | - | - | - | 575 | 1.161 |
| 4 JAAR | | 659 | - | - | - | 659 | 657 | - | - | - | 657 | 1.316 |
| 0- 4 JAAR | | 2.834 | - | - | - | 2.834 | 2.825 | - | - | - | 2.825 | 5.659 |
| 5 JAAR | | 689 | - | - | - | 689 | 659 | - | - | - | 659 | 1.348 |
| 6 JAAR | | 717 | - | - | - | 717 | 687 | - | - | - | 687 | 1.404 |
| 7 JAAR | | 776 | - | - | - | 776 | 682 | - | - | - | 682 | 1.458 |
| 8 JAAR | | 738 | - | - | - | 738 | 687 | - | - | - | 687 | 1.425 |
| 9 JAAR | | 760 | - | - | - | 760 | 725 | - | - | - | 725 | 1.485 |
| 5- 9 JAAR | | 3.680 | - | - | - | 3.680 | 3.440 | - | - | - | 3.440 | 7.120 |
| 10 JAAR | | 786 | - | - | - | 786 | 711 | - | - | - | 711 | 1.497 |
| 11 JAAR | | 849 | - | - | - | 849 | 812 | - | - | - | 812 | 1.661 |
| 12 JAAR | | 869 | - | - | - | 869 | 856 | - | - | - | 856 | 1.725 |
| 13 JAAR | | 947 | - | - | - | 947 | 881 | - | - | - | 881 | 1.828 |
| 14 JAAR | | 1.002 | - | - | - | 1.002 | 903 | - | - | - | 903 | 1.905 |
| 10-14 JAAR | | 4.453 | - | - | - | 4.453 | 4.163 | - | - | - | 4.163 | 8.616 |
| 15 JAAR | | 1.103 | - | - | - | 1.103 | 930 | 1 | - | - | 931 | 2.034 |
| 16 JAAR | | 1.067 | 1 | - | - | 1.068 | 1.059 | 15 | - | - | 1.074 | 2.142 |
| 17 JAAR | | 1.077 | 2 | - | - | 1.079 | 999 | 25 | - | - | 1.024 | 2.103 |
| 18 JAAR | | 1.095 | 7 | - | - | 1.102 | 1.014 | 74 | - | 1 | 1.089 | 2.191 |
| 19 JAAR | | 1.274 | 25 | - | - | 1.299 | 1.007 | 121 | - | - | 1.128 | 2.427 |
| 15-19 JAAR | | 5.616 | 35 | - | - | 5.651 | 5.009 | 236 | - | 1 | 5.246 | 10.897 |
| 20 JAAR | | 1.491 | 53 | - | - | 1.544 | 1.099 | 216 | - | - | 1.315 | 2.859 |
| 21 JAAR | | 1.457 | 116 | - | - | 1.573 | 1.007 | 388 | 1 | 4 | 1.400 | 2.973 |
| 22 JAAR | | 1.368 | 220 | - | 1 | 1.589 | 865 | 517 | - | 2 | 1.384 | 2.973 |
| 23 JAAR | | 1.294 | 367 | 1 | 4 | 1.666 | 799 | 642 | 3 | 8 | 1.452 | 3.118 |
| 24 JAAR | | 1.113 | 508 | 1 | 1 | 1.623 | 687 | 810 | 1 | 15 | 1.513 | 3.136 |
| 20-24 JAAR | | 6.723 | 1.264 | 2 | 6 | 7.995 | 4.457 | 2.573 | 5 | 29 | 7.064 | 15.059 |
| 25 JAAR | | 953 | 632 | - | 11 | 1.596 | 584 | 913 | 4 | 20 | 1.521 | 3.117 |
| 26 JAAR | | 826 | 785 | 1 | 9 | 1.621 | 481 | 898 | 3 | 25 | 1.407 | 3.028 |
| 27 JAAR | | 855 | 992 | 2 | 24 | 1.873 | 483 | 1.086 | 6 | 23 | 1.598 | 3.471 |
| 28 JAAR | | 812 | 1.086 | 1 | 29 | 1.928 | 405 | 1.104 | 5 | 33 | 1.547 | 3.475 |
| 29 JAAR | | 689 | 1.160 | 1 | 46 | 1.896 | 384 | 1.122 | 11 | 38 | 1.555 | 3.451 |
| 25-29 JAAR | | 4.135 | 4.655 | 5 | 119 | 8.914 | 2.337 | 5.123 | 29 | 139 | 7.628 | 16.542 |
| 30 JAAR | | 578 | 1.244 | - | 40 | 1.862 | 321 | 1.148 | 6 | 46 | 1.521 | 3.383 |
| 31 JAAR | | 520 | 1.270 | 1 | 67 | 1.858 | 289 | 1.137 | 8 | 52 | 1.486 | 3.344 |
| 32 JAAR | | 460 | 1.293 | 4 | 73 | 1.830 | 290 | 1.140 | 8 | 52 | 1.490 | 3.320 |
| 33 JAAR | | 420 | 1.507 | 4 | 82 | 2.013 | 225 | 1.193 | 11 | 56 | 1.485 | 3.498 |
| 34 JAAR | | 337 | 1.487 | 2 | 102 | 1.928 | 231 | 1.163 | 18 | 67 | 1.479 | 3.407 |
| 30-34 JAAR | | 2.315 | 6.801 | 11 | 364 | 9.491 | 1.356 | 5.781 | 51 | 273 | 7.461 | 16.952 |
| 35 JAAR | | 349 | 1.485 | 6 | 121 | 1.961 | 205 | 1.142 | 7 | 74 | 1.428 | 3.389 |
| 36 JAAR | | 270 | 1.455 | 4 | 110 | 1.839 | 191 | 1.108 | 19 | 66 | 1.384 | 3.223 |
| 37 JAAR | | 249 | 1.530 | 4 | 149 | 1.932 | 163 | 1.125 | 19 | 84 | 1.391 | 3.323 |
| 38 JAAR | | 220 | 1.482 | 7 | 148 | 1.857 | 147 | 1.179 | 27 | 77 | 1.430 | 3.287 |
| 39 JAAR | | 207 | 1.510 | 8 | 149 | 1.874 | 124 | 1.149 | 28 | 70 | 1.371 | 3.245 |
| 35-39 JAAR | | 1.295 | 7.462 | 29 | 677 | 9.463 | 830 | 5.703 | 100 | 371 | 7.004 | 16.467 |
| 40 JAAR | | 178 | 1.423 | 8 | 154 | 1.763 | 100 | 1.042 | 26 | 73 | 1.241 | 3.004 |
| 41 JAAR | | 138 | 1.326 | 9 | 128 | 1.601 | 102 | 1.032 | 38 | 81 | 1.253 | 2.854 |
| 42 JAAR | | 147 | 1.328 | 10 | 143 | 1.628 | 79 | 1.065 | 27 | 64 | 1.235 | 2.863 |
| 43 JAAR | | 137 | 1.289 | 15 | 122 | 1.563 | 87 | 1.031 | 41 | 81 | 1.240 | 2.803 |
| 44 JAAR | | 120 | 1.316 | 15 | 136 | 1.587 | 77 | 965 | 31 | 84 | 1.157 | 2.744 |
| 40-44 JAAR | | 720 | 6.682 | 57 | 683 | 8.142 | 445 | 5.135 | 163 | 383 | 6.126 | 14.268 |
| 45 JAAR | | 117 | 1.280 | 9 | 121 | 1.527 | 65 | 1.015 | 56 | 69 | 1.205 | 2.732 |
| 46 JAAR | | 98 | 1.308 | 12 | 131 | 1.549 | 51 | 935 | 43 | 68 | 1.097 | 2.646 |
| 47 JAAR | | 102 | 1.220 | 14 | 122 | 1.458 | 47 | 899 | 53 | 55 | 1.054 | 2.512 |
| 48 JAAR | | 66 | 933 | 9 | 90 | 1.098 | 27 | 725 | 50 | 43 | 845 | 1.943 |
| 49 JAAR | | 62 | 926 | 16 | 87 | 1.091 | 40 | 746 | 41 | 39 | 866 | 1.957 |
| 45-49 JAAR | | 445 | 5.667 | 60 | 551 | 6.723 | 230 | 4.320 | 243 | 274 | 5.067 | 11.790 |

| N.I.S. BEVOLKING OP 1-1-1994 | | TABEL 01.01 B VREEMDE BEVOLKING NAAR LEEFTIJD, GESLACHT EN BURGERLIJKE STAAT (1) OMVAT WETTELIJK GESCHEIDEN VAN TAFEL EN BED | | | | | | | | BLZ. 2.- | | PROVINCIE: 5 PROVINCIE HENEGOUWEN | |
|------------------------------------|--|---|---------------|-----------------|-----------------|--------|---------------|---------------|-----------------|-----------------|--------|---|--|
| LEEFTIJD | | MANNEN | | | | | VROUWEN | | | | | ALGE- MEEN TOTAAL | |
| | | ON- GEHUWD | GEHUWD (1) | WEDUW- STAAT | GESCHEI- DEN | TOTAAL | ON- GEHUWD | GEHUWD (1) | WEDUW- STAAT | GESCHEI- DEN | TOTAAL | | |
| 50 JAAR | | 56 | 844 | 21 | 60 | 981 | 17 | 669 | 65 | 55 | 806 | 1.787 | |
| 51 JAAR | | 50 | 856 | 9 | 62 | 977 | 30 | 684 | 50 | 35 | 799 | 1.776 | |
| 52 JAAR | | 58 | 748 | 15 | 67 | 868 | 29 | 590 | 68 | 33 | 720 | 1.588 | |
| 53 JAAR | | 69 | 930 | 19 | 63 | 1.081 | 26 | 718 | 87 | 33 | 864 | 1.945 | |
| 54 JAAR | | 57 | 863 | 20 | 60 | 1.000 | 34 | 683 | 106 | 38 | 861 | 1.861 | |
| 50-54 JAAR | | 290 | 4.241 | 84 | 292 | 4.907 | 136 | 3.344 | 376 | 194 | 4.050 | 8.957 | |
| 55 JAAR | | 57 | 810 | 27 | 47 | 941 | 26 | 686 | 120 | 36 | 868 | 1.809 | |
| 56 JAAR | | 51 | 852 | 18 | 55 | 976 | 34 | 634 | 117 | 24 | 809 | 1.785 | |
| 57 JAAR | | 54 | 819 | 24 | 52 | 949 | 13 | 628 | 139 | 17 | 797 | 1.746 | |
| 58 JAAR | | 45 | 825 | 26 | 41 | 937 | 23 | 613 | 155 | 22 | 813 | 1.750 | |
| 59 JAAR | | 40 | 773 | 21 | 44 | 878 | 20 | 615 | 152 | 24 | 811 | 1.689 | |
| 55-59 JAAR | | 247 | 4.079 | 116 | 239 | 4.681 | 116 | 3.176 | 683 | 123 | 4.098 | 8.779 | |
| 60 JAAR | | 49 | 793 | 28 | 34 | 904 | 18 | 637 | 189 | 23 | 867 | 1.771 | |
| 61 JAAR | | 60 | 825 | 46 | 27 | 958 | 29 | 586 | 194 | 36 | 845 | 1.803 | |
| 62 JAAR | | 58 | 757 | 49 | 32 | 896 | 22 | 593 | 211 | 22 | 848 | 1.744 | |
| 63 JAAR | | 62 | 830 | 40 | 27 | 959 | 26 | 609 | 239 | 27 | 901 | 1.860 | |
| 64 JAAR | | 73 | 761 | 53 | 27 | 914 | 18 | 543 | 265 | 21 | 847 | 1.761 | |
| 60-64 JAAR | | 302 | 3.966 | 216 | 147 | 4.631 | 113 | 2.968 | 1.098 | 129 | 4.308 | 8.939 | |
| 65 JAAR | | 64 | 766 | 59 | 25 | 914 | 15 | 519 | 284 | 10 | 828 | 1.742 | |
| 66 JAAR | | 58 | 765 | 65 | 27 | 915 | 18 | 495 | 321 | 20 | 854 | 1.769 | |
| 67 JAAR | | 62 | 762 | 81 | 29 | 934 | 27 | 490 | 348 | 20 | 885 | 1.819 | |
| 68 JAAR | | 77 | 719 | 79 | 23 | 898 | 21 | 462 | 334 | 27 | 844 | 1.742 | |
| 69 JAAR | | 66 | 717 | 79 | 28 | 890 | 22 | 402 | 356 | 15 | 795 | 1.685 | |
| 65-69 JAAR | | 327 | 3.729 | 363 | 132 | 4.551 | 103 | 2.368 | 1.643 | 92 | 4.206 | 8.757 | |
| 70 JAAR | | 66 | 623 | 80 | 30 | 799 | 23 | 350 | 372 | 12 | 757 | 1.556 | |
| 71 JAAR | | 54 | 520 | 80 | 20 | 674 | 21 | 301 | 348 | 20 | 690 | 1.364 | |
| 72 JAAR | | 52 | 429 | 102 | 17 | 600 | 24 | 290 | 351 | 12 | 677 | 1.277 | |
| 73 JAAR | | 30 | 426 | 68 | 18 | 542 | 20 | 220 | 365 | 15 | 620 | 1.162 | |
| 74 JAAR | | 19 | 260 | 50 | 7 | 336 | 13 | 158 | 236 | 10 | 417 | 753 | |
| 70-74 JAAR | | 221 | 2.258 | 380 | 92 | 2.951 | 101 | 1.319 | 1.672 | 69 | 3.161 | 6.112 | |
| 75 JAAR | | 13 | 176 | 35 | 4 | 228 | 9 | 115 | 148 | 9 | 281 | 509 | |
| 76 JAAR | | 12 | 157 | 34 | 8 | 211 | 13 | 54 | 150 | 4 | 221 | 432 | |
| 77 JAAR | | 13 | 144 | 40 | 3 | 200 | 12 | 82 | 182 | 7 | 283 | 483 | |
| 78 JAAR | | 12 | 149 | 38 | 4 | 203 | 15 | 78 | 204 | 5 | 302 | 505 | |
| 79 JAAR | | 12 | 142 | 55 | 4 | 213 | 19 | 78 | 220 | 4 | 321 | 534 | |
| 75-79 JAAR | | 62 | 768 | 202 | 23 | 1.055 | 68 | 407 | 904 | 29 | 1.408 | 2.463 | |
| 80 JAAR | | 14 | 141 | 58 | 2 | 215 | 26 | 70 | 224 | 5 | 325 | 540 | |
| 81 JAAR | | 11 | 109 | 45 | 5 | 170 | 18 | 55 | 225 | 6 | 304 | 474 | |
| 82 JAAR | | 6 | 70 | 37 | 2 | 115 | 22 | 36 | 194 | 6 | 258 | 373 | |
| 83 JAAR | | 7 | 57 | 30 | 1 | 95 | 15 | 32 | 168 | 1 | 216 | 311 | |
| 84 JAAR | | 6 | 40 | 22 | 3 | 71 | 11 | 25 | 170 | 3 | 209 | 280 | |
| 80-84 JAAR | | 44 | 417 | 192 | 13 | 666 | 92 | 218 | 981 | 21 | 1.312 | 1.978 | |
| 85 JAAR | | 3 | 43 | 28 | - | 74 | 13 | 24 | 139 | 4 | 180 | 254 | |
| 86 JAAR | | 1 | 25 | 17 | 1 | 44 | 10 | 11 | 123 | 2 | 146 | 190 | |
| 87 JAAR | | 2 | 20 | 17 | - | 39 | 21 | 7 | 81 | 1 | 110 | 149 | |
| 88 JAAR | | 1 | 17 | 17 | 3 | 38 | 11 | 8 | 90 | 1 | 110 | 148 | |
| 89 JAAR | | 1 | 14 | 10 | 1 | 26 | 11 | 6 | 75 | 3 | 95 | 121 | |
| 85-89 JAAR | | 8 | 119 | 89 | 5 | 221 | 66 | 56 | 508 | 11 | 641 | 862 | |
| 90 JAAR | | 1 | 7 | 13 | - | 21 | 9 | 2 | 40 | - | 51 | 72 | |
| 91 JAAR | | - | 6 | 8 | - | 14 | 9 | 3 | 52 | - | 64 | 78 | |
| 92 JAAR | | 2 | 4 | 7 | - | 13 | 10 | 1 | 39 | - | 50 | 63 | |
| 93 JAAR | | - | 4 | 3 | - | 7 | 6 | - | 31 | 1 | 38 | 45 | |
| 94 JAAR | | - | 2 | 2 | - | 4 | 4 | 1 | 13 | 1 | 19 | 23 | |
| 90-94 JAAR | | 3 | 23 | 33 | - | 59 | 38 | 7 | 175 | 2 | 222 | 281 | |
| 95 JAAR | | - | 1 | 5 | - | 6 | 2 | - | 6 | - | 8 | 14 | |
| 96 JAAR | | 1 | - | 3 | - | 4 | 1 | - | 14 | - | 15 | 19 | |
| 97 JAAR | | 1 | - | 6 | - | 7 | - | - | 5 | - | 5 | 12 | |
| 98 JAAR | | - | - | - | - | - | - | - | 3 | - | 3 | 3 | |
| 99 JAAR | | - | - | 1 | - | 1 | - | - | 3 | - | 3 | 4 | |
| 95-99 JAAR | | 2 | 1 | 15 | - | 18 | 3 | - | 31 | - | 34 | 52 | |
| 100 JAAR EN OUDER | | - | - | 2 | - | 2 | 3 | - | 5 | - | 8 | 10 | |
| TOTAAL | | 33.722 | 52.167 | 1.856 | 3.343 | 91.088 | 25.931 | 42.734 | 8.667 | 2.140 | 79.472 | 170.560 | |

| N.I.S. BEVOLKING OP 1-1-1994 | | TABEL 01.01 B VREEMDE BEVOLKING NAAR LEEFTIJD, GESLACHT EN BURGERLIJKE STAAT (1) OMVAT WETTELIJK GESCHIEDEN VAN TAFEL EN BED | | | | | | | | BLZ. 1.- PROVINCIE: 6 PROVINCIE LUIK | |
|------------------------------------|---------------|---|-----------------|-----------------|--------|---------------|---------------|-----------------|-----------------|---|-------------------------|
| LEEFTIJD | MANNEN | | | | | VROUWEN | | | | | ALGE- MEEN TOTAAL |
| | ON- GEHUWD | GEHUWD (1) | WEDUW- STAAT | GESCHEI- DEN | TOTAAL | ON- GEHUWD | GEHUWD (1) | WEDUW- STAAT | GESCHEI- DEN | TOTAAL | |
| 0 JAAR | 517 | - | - | - | 517 | 484 | - | - | - | 484 | 1.001 |
| 1 JAAR | 527 | - | - | - | 527 | 535 | - | - | - | 535 | 1.062 |
| 2 JAAR | 532 | - | - | - | 532 | 556 | - | - | - | 556 | 1.088 |
| 3 JAAR | 565 | - | - | - | 565 | 541 | - | - | - | 541 | 1.106 |
| 4 JAAR | 550 | - | - | - | 550 | 536 | - | - | - | 536 | 1.086 |
| 0- 4 JAAR | 2.691 | - | - | - | 2.691 | 2.652 | - | - | - | 2.652 | 5.343 |
| 5 JAAR | 621 | - | - | - | 621 | 582 | - | - | - | 582 | 1.203 |
| 6 JAAR | 624 | - | - | - | 624 | 565 | - | - | - | 565 | 1.189 |
| 7 JAAR | 636 | - | - | - | 636 | 586 | - | - | - | 586 | 1.222 |
| 8 JAAR | 579 | - | - | - | 579 | 574 | - | - | - | 574 | 1.153 |
| 9 JAAR | 615 | - | - | - | 615 | 615 | - | - | - | 615 | 1.230 |
| 5- 9 JAAR | 3.075 | - | - | - | 3.075 | 2.922 | - | - | - | 2.922 | 5.997 |
| 10 JAAR | 595 | - | - | - | 595 | 583 | - | - | - | 583 | 1.178 |
| 11 JAAR | 679 | - | - | - | 679 | 634 | - | - | - | 634 | 1.313 |
| 12 JAAR | 626 | - | - | - | 626 | 630 | - | - | - | 630 | 1.256 |
| 13 JAAR | 705 | - | - | - | 705 | 654 | - | - | - | 654 | 1.359 |
| 14 JAAR | 746 | - | - | - | 746 | 703 | - | - | - | 703 | 1.449 |
| 10-14 JAAR | 3.351 | - | - | - | 3.351 | 3.204 | - | - | - | 3.204 | 6.555 |
| 15 JAAR | 751 | - | - | - | 751 | 702 | 2 | - | - | 704 | 1.455 |
| 16 JAAR | 717 | - | - | - | 717 | 692 | 11 | - | - | 703 | 1.420 |
| 17 JAAR | 834 | 3 | - | - | 837 | 772 | 23 | - | - | 796 | 1.633 |
| 18 JAAR | 770 | 10 | - | - | 780 | 645 | 50 | - | 1 | 696 | 1.476 |
| 19 JAAR | 831 | 20 | - | - | 851 | 677 | 118 | - | - | 795 | 1.646 |
| 15-19 JAAR | 3.903 | 33 | - | - | 3.936 | 3.488 | 204 | - | 2 | 3.694 | 7.630 |
| 20 JAAR | 928 | 46 | - | - | 974 | 656 | 182 | - | - | 838 | 1.812 |
| 21 JAAR | 1.017 | 84 | - | 1 | 1.102 | 670 | 253 | - | - | 923 | 2.025 |
| 22 JAAR | 980 | 125 | 1 | 3 | 1.109 | 617 | 357 | - | 4 | 978 | 2.087 |
| 23 JAAR | 1.013 | 225 | - | 2 | 1.240 | 557 | 423 | 3 | 8 | 991 | 2.231 |
| 24 JAAR | 971 | 333 | - | 3 | 1.307 | 483 | 472 | 2 | 13 | 970 | 2.277 |
| 20-24 JAAR | 4.909 | 813 | 1 | 9 | 5.732 | 2.983 | 1.687 | 5 | 25 | 4.700 | 10.432 |
| 25 JAAR | 903 | 454 | 2 | 7 | 1.366 | 478 | 589 | 4 | 15 | 1.066 | 2.452 |
| 26 JAAR | 835 | 540 | 2 | 3 | 1.380 | 388 | 615 | 4 | 15 | 1.022 | 2.402 |
| 27 JAAR | 883 | 684 | 1 | 18 | 1.586 | 403 | 714 | 3 | 30 | 1.150 | 2.736 |
| 28 JAAR | 849 | 819 | 2 | 20 | 1.690 | 307 | 809 | 7 | 25 | 1.148 | 2.838 |
| 29 JAAR | 684 | 884 | 4 | 23 | 1.595 | 332 | 835 | 5 | 30 | 1.202 | 2.797 |
| 25-29 JAAR | 4.154 | 3.381 | 11 | 71 | 7.617 | 1.908 | 3.562 | 23 | 115 | 5.608 | 13.225 |
| 30 JAAR | 596 | 964 | 1 | 32 | 1.593 | 264 | 764 | 5 | 31 | 1.064 | 2.657 |
| 31 JAAR | 542 | 972 | 1 | 55 | 1.570 | 229 | 786 | 5 | 36 | 1.056 | 2.626 |
| 32 JAAR | 467 | 971 | 2 | 56 | 1.496 | 232 | 850 | 7 | 44 | 1.133 | 2.629 |
| 33 JAAR | 498 | 1.133 | 5 | 73 | 1.709 | 195 | 878 | 9 | 50 | 1.132 | 2.841 |
| 34 JAAR | 352 | 1.083 | 2 | 80 | 1.517 | 153 | 837 | 10 | 58 | 1.058 | 2.575 |
| 30-34 JAAR | 2.455 | 5.123 | 11 | 296 | 7.885 | 1.073 | 4.115 | 36 | 219 | 5.443 | 13.328 |
| 35 JAAR | 336 | 1.008 | 7 | 77 | 1.428 | 138 | 849 | 11 | 61 | 1.059 | 2.487 |
| 36 JAAR | 269 | 1.128 | 5 | 80 | 1.482 | 128 | 771 | 16 | 44 | 959 | 2.441 |
| 37 JAAR | 245 | 1.119 | 6 | 90 | 1.460 | 141 | 857 | 17 | 67 | 1.082 | 2.542 |
| 38 JAAR | 221 | 1.121 | 3 | 116 | 1.461 | 101 | 791 | 17 | 54 | 963 | 2.424 |
| 39 JAAR | 210 | 1.004 | 10 | 105 | 1.329 | 110 | 752 | 14 | 49 | 925 | 2.254 |
| 35-39 JAAR | 1.281 | 5.380 | 31 | 468 | 7.160 | 618 | 4.020 | 75 | 275 | 4.988 | 12.148 |
| 40 JAAR | 156 | 965 | 5 | 112 | 1.238 | 104 | 651 | 18 | 45 | 818 | 2.056 |
| 41 JAAR | 129 | 982 | 5 | 103 | 1.219 | 89 | 633 | 24 | 56 | 802 | 2.021 |
| 42 JAAR | 128 | 869 | 3 | 112 | 1.112 | 52 | 616 | 13 | 52 | 733 | 1.845 |
| 43 JAAR | 114 | 1.006 | 8 | 95 | 1.223 | 69 | 645 | 19 | 50 | 783 | 2.006 |
| 44 JAAR | 92 | 808 | 7 | 91 | 998 | 46 | 608 | 30 | 48 | 732 | 1.730 |
| 40-44 JAAR | 619 | 4.630 | 28 | 513 | 5.790 | 360 | 3.153 | 104 | 251 | 3.868 | 9.658 |
| 45 JAAR | 91 | 837 | 9 | 111 | 1.048 | 44 | 629 | 33 | 48 | 754 | 1.802 |
| 46 JAAR | 74 | 796 | 12 | 83 | 965 | 41 | 569 | 22 | 49 | 681 | 1.646 |
| 47 JAAR | 66 | 729 | 5 | 96 | 896 | 33 | 547 | 26 | 43 | 649 | 1.545 |
| 48 JAAR | 54 | 621 | 10 | 81 | 766 | 34 | 486 | 26 | 33 | 579 | 1.345 |
| 49 JAAR | 65 | 663 | 9 | 63 | 800 | 27 | 483 | 30 | 33 | 573 | 1.373 |
| 45-49 JAAR | 350 | 3.646 | 45 | 434 | 4.475 | 179 | 2.714 | 137 | 206 | 3.236 | 7.711 |

| N.I.S. BEVOLKING OP 1-1-1994 | | TABEL 01.01 B VREEMDE BEVOLKING NAAR LEEFTIJD, GESLACHT EN BURGERLIJKE STAAT (1) OMVAT WETTELIJK GESCHIEDEN VAN TAFEL EN BED | | | | | | | | | BLZ. 2.- PROVINCIE: 6 PROVINCIE LIJK | |
|------------------------------------|---------------|---|-----------------|-----------------|--------|---------------|---------------|-----------------|-----------------|--------|---|--|
| LEEFTIJD | MANNEN | | | | | VROUWEN | | | | | ALGE- MEEN | |
| | ON- GEHUWD | GEHUWD (1) | WEDUW- STAAT | GESCHEI- DEN | TOTAAL | ON- GEHUWD | GEHUWD (1) | WEDUW- STAAT | GESCHEI- DEN | TOTAAL | TOTAAL | |
| 50 JAAR | 58 | 558 | 7 | 53 | 676 | 19 | 455 | 37 | 37 | 548 | 1.224 | |
| 51 JAAR | 58 | 565 | 11 | 52 | 686 | 21 | 468 | 33 | 29 | 551 | 1.237 | |
| 52 JAAR | 46 | 625 | 5 | 46 | 722 | 24 | 482 | 44 | 27 | 577 | 1.299 | |
| 53 JAAR | 41 | 707 | 19 | 62 | 829 | 23 | 554 | 44 | 37 | 658 | 1.487 | |
| 54 JAAR | 49 | 657 | 14 | 58 | 778 | 40 | 522 | 66 | 29 | 657 | 1.435 | |
| 50-54 JAAR | 252 | 3.112 | 56 | 271 | 3.691 | 127 | 2.481 | 224 | 159 | 2.991 | 6.682 | |
| 55 JAAR | 44 | 594 | 15 | 59 | 712 | 26 | 546 | 60 | 25 | 657 | 1.369 | |
| 56 JAAR | 50 | 628 | 18 | 30 | 726 | 25 | 488 | 74 | 24 | 611 | 1.337 | |
| 57 JAAR | 42 | 614 | 19 | 42 | 717 | 21 | 541 | 98 | 20 | 680 | 1.397 | |
| 58 JAAR | 43 | 642 | 22 | 40 | 747 | 26 | 504 | 95 | 24 | 649 | 1.396 | |
| 59 JAAR | 46 | 609 | 24 | 36 | 715 | 20 | 516 | 122 | 29 | 687 | 1.402 | |
| 55-59 JAAR | 225 | 3.087 | 98 | 207 | 3.617 | 118 | 2.595 | 449 | 122 | 3.284 | 6.901 | |
| 60 JAAR | 36 | 624 | 30 | 42 | 732 | 14 | 481 | 135 | 21 | 651 | 1.383 | |
| 61 JAAR | 48 | 689 | 17 | 31 | 785 | 12 | 491 | 127 | 22 | 652 | 1.437 | |
| 62 JAAR | 42 | 565 | 32 | 30 | 669 | 19 | 422 | 119 | 23 | 583 | 1.252 | |
| 63 JAAR | 35 | 622 | 28 | 25 | 710 | 11 | 411 | 161 | 15 | 598 | 1.308 | |
| 64 JAAR | 30 | 600 | 37 | 16 | 683 | 18 | 403 | 176 | 24 | 621 | 1.304 | |
| 60-64 JAAR | 191 | 3.100 | 144 | 144 | 3.579 | 74 | 2.208 | 718 | 105 | 3.105 | 6.684 | |
| 65 JAAR | 54 | 565 | 42 | 32 | 693 | 21 | 358 | 180 | 21 | 580 | 1.273 | |
| 66 JAAR | 50 | 537 | 48 | 32 | 667 | 19 | 334 | 199 | 15 | 567 | 1.234 | |
| 67 JAAR | 51 | 557 | 56 | 24 | 688 | 27 | 340 | 207 | 19 | 593 | 1.281 | |
| 68 JAAR | 52 | 503 | 60 | 14 | 629 | 18 | 298 | 212 | 17 | 545 | 1.174 | |
| 69 JAAR | 45 | 469 | 54 | 16 | 584 | 25 | 248 | 230 | 17 | 520 | 1.104 | |
| 65-69 JAAR | 252 | 2.631 | 260 | 118 | 3.261 | 110 | 1.578 | 1.028 | 89 | 2.805 | 6.066 | |
| 70 JAAR | 56 | 475 | 58 | 24 | 613 | 22 | 218 | 244 | 11 | 495 | 1.108 | |
| 71 JAAR | 33 | 420 | 49 | 22 | 524 | 31 | 202 | 230 | 16 | 479 | 1.003 | |
| 72 JAAR | 27 | 345 | 67 | 24 | 463 | 18 | 180 | 214 | 12 | 424 | 887 | |
| 73 JAAR | 28 | 284 | 52 | 14 | 378 | 22 | 140 | 221 | 13 | 396 | 774 | |
| 74 JAAR | 21 | 163 | 29 | 9 | 222 | 12 | 85 | 165 | 5 | 267 | 489 | |
| 70-74 JAAR | 165 | 1.687 | 255 | 93 | 2.200 | 105 | 825 | 1.074 | 57 | 2.061 | 4.261 | |
| 75 JAAR | 12 | 137 | 39 | 2 | 190 | 6 | 48 | 113 | 6 | 173 | 363 | |
| 76 JAAR | 7 | 123 | 23 | 7 | 160 | 13 | 66 | 99 | 5 | 183 | 343 | |
| 77 JAAR | 11 | 105 | 21 | 3 | 140 | 14 | 45 | 126 | 1 | 186 | 326 | |
| 78 JAAR | 16 | 122 | 35 | 3 | 176 | 15 | 55 | 161 | 4 | 235 | 411 | |
| 79 JAAR | 9 | 112 | 32 | 3 | 156 | 15 | 50 | 147 | 8 | 220 | 376 | |
| 75-79 JAAR | 55 | 599 | 150 | 18 | 822 | 63 | 264 | 646 | 24 | 997 | 1.819 | |
| 80 JAAR | 7 | 102 | 34 | 2 | 145 | 17 | 50 | 125 | 3 | 195 | 340 | |
| 81 JAAR | 7 | 99 | 32 | 5 | 143 | 11 | 29 | 134 | 4 | 178 | 321 | |
| 82 JAAR | 13 | 66 | 28 | 1 | 108 | 17 | 22 | 128 | - | 167 | 275 | |
| 83 JAAR | 2 | 43 | 26 | 2 | 73 | 11 | 18 | 112 | 2 | 143 | 216 | |
| 84 JAAR | 3 | 34 | 20 | - | 57 | 13 | 16 | 103 | - | 132 | 189 | |
| 80-84 JAAR | 32 | 344 | 140 | 10 | 526 | 69 | 135 | 602 | 9 | 815 | 1.341 | |
| 85 JAAR | 6 | 23 | 20 | - | 49 | 10 | 8 | 90 | 3 | 111 | 160 | |
| 86 JAAR | 7 | 17 | 13 | 1 | 38 | 7 | 3 | 82 | 2 | 94 | 132 | |
| 87 JAAR | 1 | 16 | 18 | 1 | 36 | 11 | 2 | 69 | 1 | 83 | 119 | |
| 88 JAAR | 1 | 9 | 8 | - | 18 | 5 | 1 | 58 | 1 | 65 | 83 | |
| 89 JAAR | 1 | 3 | 17 | - | 21 | 8 | 3 | 49 | 3 | 63 | 84 | |
| 85-89 JAAR | 16 | 68 | 76 | 2 | 162 | 41 | 17 | 348 | 10 | 416 | 578 | |
| 90 JAAR | - | 6 | 9 | - | 15 | 7 | 1 | 36 | 2 | 46 | 61 | |
| 91 JAAR | - | 2 | 8 | 1 | 11 | 4 | - | 24 | - | 28 | 39 | |
| 92 JAAR | - | 2 | 5 | - | 7 | 2 | - | 21 | 2 | 25 | 32 | |
| 93 JAAR | - | - | 3 | - | 3 | 4 | 1 | 18 | 1 | 24 | 27 | |
| 94 JAAR | - | - | 2 | - | 2 | 1 | 1 | 7 | 1 | 10 | 12 | |
| 90-94 JAAR | - | 10 | 27 | 1 | 38 | 18 | 3 | 106 | 6 | 133 | 171 | |
| 95 JAAR | - | - | 2 | - | 2 | - | - | 12 | - | 12 | 14 | |
| 96 JAAR | - | - | 2 | - | 2 | 1 | - | 4 | - | 5 | 7 | |
| 97 JAAR | - | - | 2 | - | 2 | 1 | - | 3 | - | 4 | 6 | |
| 98 JAAR | - | - | - | - | - | - | - | - | - | - | - | |
| 99 JAAR | - | - | - | - | - | 1 | - | 2 | - | 3 | 3 | |
| 95-99 JAAR | - | - | 6 | - | 6 | 3 | - | 21 | - | 24 | 30 | |
| 100 JAAR EN OUDER | - | - | - | - | - | - | - | - | - | - | - | |
| TOTAAL | 27.976 | 37.644 | 1.339 | 2.655 | 69.614 | 20.115 | 29.561 | 5.596 | 1.674 | 56.946 | 126.560 | |

| N.I.S. BEVOLKING OP 1-1-1994 | | TABEL 01.01 B VREEMDE BEVOLKING NAAR LEEFTIJD, GESLACHT EN BURGERLIJKE STAAT (1) OMVAT WETTELIJK GESCHEIDEN VAN TAFEL EN BED | | | | | BLZ. 1.- | | PROVINCIE: 7 PROVINCIE LIMBURG | | |
|------------------------------------|---------------|---|-----------------|-----------------|--------|---------------|---------------|-----------------|--------------------------------------|--------|-------------------------|
| LEEFTIJD | MANNEN | | | | | VROUWEN | | | | | ALGE- MEEN TOTAAL |
| | ON- GEHUWD | GEHUWD (1) | WEDUW- STAAT | GESCHEI- DEN | TOTAAL | ON- GEHUWD | GEHUWD (1) | WEDUW- STAAT | GESCHEI- DEN | TOTAAL | |
| 0 JAAR | 366 | - | - | - | 366 | 368 | - | - | - | 368 | 734 |
| 1 JAAR | 348 | - | - | - | 348 | 403 | - | - | - | 403 | 751 |
| 2 JAAR | 379 | - | - | - | 379 | 365 | - | - | - | 365 | 744 |
| 3 JAAR | 404 | - | - | - | 404 | 384 | - | - | - | 384 | 788 |
| 4 JAAR | 367 | - | - | - | 367 | 389 | - | - | - | 389 | 756 |
| 0- 4 JAAR | 1.864 | - | - | - | 1.864 | 1.909 | - | - | - | 1.909 | 3.773 |
| 5 JAAR | 436 | - | - | - | 436 | 377 | - | - | - | 377 | 813 |
| 6 JAAR | 445 | - | - | - | 445 | 442 | - | - | - | 442 | 887 |
| 7 JAAR | 394 | - | - | - | 394 | 364 | - | - | - | 364 | 758 |
| 8 JAAR | 439 | - | - | - | 439 | 369 | - | - | - | 369 | 808 |
| 9 JAAR | 435 | - | - | - | 435 | 424 | - | - | - | 424 | 859 |
| 5- 9 JAAR | 2.149 | - | - | - | 2.149 | 1.976 | - | - | - | 1.976 | 4.125 |
| 10 JAAR | 403 | - | - | - | 403 | 412 | - | - | - | 412 | 815 |
| 11 JAAR | 421 | - | - | - | 421 | 460 | - | - | - | 460 | 881 |
| 12 JAAR | 432 | - | - | - | 432 | 469 | - | - | - | 469 | 901 |
| 13 JAAR | 513 | - | - | - | 513 | 458 | - | - | - | 458 | 971 |
| 14 JAAR | 577 | - | - | - | 577 | 562 | - | - | - | 562 | 1.139 |
| 10-14 JAAR | 2.346 | - | - | - | 2.346 | 2.361 | - | - | - | 2.361 | 4.707 |
| 15 JAAR | 559 | - | - | - | 559 | 549 | 1 | - | - | 550 | 1.109 |
| 16 JAAR | 568 | 2 | - | - | 570 | 530 | 14 | - | - | 544 | 1.114 |
| 17 JAAR | 509 | 3 | - | - | 512 | 505 | 36 | - | - | 541 | 1.053 |
| 18 JAAR | 504 | 12 | - | - | 516 | 417 | 72 | - | 1 | 490 | 1.006 |
| 19 JAAR | 490 | 36 | - | - | 526 | 417 | 123 | - | - | 540 | 1.066 |
| 15-19 JAAR | 2.630 | 53 | - | - | 2.683 | 2.418 | 246 | - | 1 | 2.665 | 5.348 |
| 20 JAAR | 533 | 66 | - | - | 599 | 336 | 181 | 1 | - | 518 | 1.117 |
| 21 JAAR | 553 | 89 | - | - | 642 | 357 | 248 | - | - | 605 | 1.247 |
| 22 JAAR | 475 | 157 | - | 3 | 635 | 254 | 299 | - | 3 | 556 | 1.191 |
| 23 JAAR | 452 | 224 | 1 | 1 | 678 | 276 | 351 | - | 2 | 629 | 1.307 |
| 24 JAAR | 419 | 320 | - | 1 | 740 | 235 | 419 | 3 | 3 | 660 | 1.400 |
| 20-24 JAAR | 2.432 | 856 | 1 | 5 | 3.294 | 1.458 | 1.498 | 4 | 8 | 2.968 | 6.262 |
| 25 JAAR | 364 | 386 | 1 | 3 | 754 | 180 | 435 | - | 8 | 623 | 1.377 |
| 26 JAAR | 343 | 400 | - | 5 | 748 | 168 | 449 | 2 | 9 | 628 | 1.376 |
| 27 JAAR | 321 | 495 | - | 8 | 824 | 142 | 516 | - | 9 | 667 | 1.491 |
| 28 JAAR | 255 | 532 | - | 13 | 800 | 113 | 496 | 6 | 7 | 622 | 1.422 |
| 29 JAAR | 228 | 603 | - | 12 | 843 | 118 | 537 | 2 | 14 | 671 | 1.514 |
| 25-29 JAAR | 1.511 | 2.416 | 1 | 41 | 3.969 | 721 | 2.433 | 10 | 47 | 3.211 | 7.180 |
| 30 JAAR | 199 | 547 | - | 13 | 759 | 83 | 566 | 3 | 11 | 663 | 1.422 |
| 31 JAAR | 165 | 607 | - | 18 | 790 | 72 | 512 | 4 | 14 | 602 | 1.392 |
| 32 JAAR | 153 | 596 | - | 16 | 765 | 82 | 467 | 5 | 20 | 574 | 1.339 |
| 33 JAAR | 141 | 721 | - | 25 | 887 | 74 | 560 | 4 | 16 | 654 | 1.541 |
| 34 JAAR | 122 | 628 | 3 | 28 | 781 | 53 | 553 | 9 | 28 | 643 | 1.424 |
| 30-34 JAAR | 780 | 3.099 | 3 | 100 | 3.982 | 364 | 2.658 | 25 | 89 | 3.136 | 7.118 |
| 35 JAAR | 93 | 618 | 1 | 31 | 743 | 40 | 470 | 5 | 18 | 533 | 1.276 |
| 36 JAAR | 74 | 573 | - | 30 | 677 | 37 | 449 | 8 | 30 | 524 | 1.201 |
| 37 JAAR | 82 | 549 | - | 28 | 659 | 33 | 501 | 14 | 18 | 566 | 1.225 |
| 38 JAAR | 71 | 606 | 5 | 37 | 719 | 32 | 441 | 9 | 26 | 508 | 1.227 |
| 39 JAAR | 54 | 579 | 1 | 33 | 667 | 34 | 403 | 9 | 20 | 466 | 1.133 |
| 35-39 JAAR | 374 | 2.925 | 7 | 159 | 3.465 | 176 | 2.264 | 45 | 112 | 2.597 | 6.062 |
| 40 JAAR | 46 | 453 | 2 | 29 | 530 | 23 | 371 | 9 | 26 | 429 | 959 |
| 41 JAAR | 39 | 447 | 5 | 43 | 534 | 21 | 337 | 18 | 21 | 397 | 931 |
| 42 JAAR | 45 | 449 | 4 | 33 | 531 | 21 | 305 | 9 | 17 | 352 | 883 |
| 43 JAAR | 34 | 541 | 3 | 47 | 625 | 11 | 353 | 13 | 16 | 393 | 1.018 |
| 44 JAAR | 32 | 459 | 4 | 43 | 538 | 14 | 331 | 14 | 17 | 376 | 914 |
| 40-44 JAAR | 196 | 2.349 | 18 | 195 | 2.758 | 90 | 1.697 | 63 | 97 | 1.947 | 4.705 |
| 45 JAAR | 41 | 444 | 2 | 30 | 517 | 10 | 325 | 11 | 15 | 361 | 878 |
| 46 JAAR | 32 | 379 | 6 | 41 | 458 | 15 | 328 | 12 | 10 | 365 | 823 |
| 47 JAAR | 21 | 359 | 3 | 34 | 417 | 9 | 299 | 22 | 20 | 350 | 767 |
| 48 JAAR | 30 | 321 | 1 | 42 | 394 | 7 | 285 | 17 | 9 | 318 | 712 |
| 49 JAAR | 14 | 272 | 4 | 28 | 318 | 4 | 273 | 20 | 11 | 308 | 626 |
| 45-49 JAAR | 138 | 1.775 | 16 | 175 | 2.104 | 45 | 1.510 | 82 | 65 | 1.702 | 3.806 |

| N.I.S. | | TABEL 01.01 B | | | | | BLZ. 2.- | | PROVINCIE: 7 | | | | |
|--------------------------|--|---|---------------|-----------------|-----------------|--------|---------------|---------------|-----------------|-----------------|----------------------|---------------|--|
| BEVOLKING OP 1-1-1984 | | VREEMDE BEVOLKING NAAR LEEFTIJD, GESLACHT EN BURGERLIJKE STAAT | | | | | | | | | PROVINCIE LIMBURG | | |
| | | (1) OMVAT WETTELIJK GESCHIEDEN VAN TAFEL EN BED | | | | | | | | | | | |
| LEEFTIJD | | MANNEN | | | | | VROUWEN | | | | | ALGE- MEEN | |
| | | ON- GEHUWD | GEHUWD (1) | WEDUW- STAAT | GESCHEI- DEN | TOTAAL | ON- GEHUWD | GEHUWD (1) | WEDUW- STAAT | GESCHEI- DEN | TOTAAL | TOTAAL | |
| 50 JAAR | | 25 | 319 | 10 | 24 | 378 | 4 | 261 | 15 | 20 | 300 | 678 | |
| 51 JAAR | | 14 | 311 | 4 | 27 | 356 | 8 | 286 | 29 | 12 | 335 | 691 | |
| 52 JAAR | | 17 | 311 | 8 | 31 | 367 | 6 | 234 | 16 | 15 | 271 | 638 | |
| 53 JAAR | | 10 | 396 | 6 | 27 | 439 | 7 | 334 | 35 | 18 | 394 | 833 | |
| 54 JAAR | | 14 | 425 | 2 | 25 | 466 | 5 | 263 | 28 | 12 | 308 | 774 | |
| 50-54 JAAR | | 80 | 1.762 | 30 | 134 | 2.006 | 30 | 1.378 | 123 | 77 | 1.608 | 3.614 | |
| 55 JAAR | | 20 | 365 | 11 | 16 | 412 | 8 | 264 | 42 | 13 | 327 | 739 | |
| 56 JAAR | | 15 | 378 | 9 | 15 | 417 | 5 | 285 | 40 | 10 | 340 | 757 | |
| 57 JAAR | | 19 | 332 | 6 | 21 | 378 | 4 | 227 | 35 | 10 | 276 | 654 | |
| 58 JAAR | | 16 | 310 | 8 | 18 | 352 | 7 | 238 | 41 | 8 | 294 | 646 | |
| 59 JAAR | | 20 | 365 | 6 | 8 | 399 | 4 | 263 | 35 | 6 | 308 | 707 | |
| 55-59 JAAR | | 90 | 1.750 | 40 | 78 | 1.958 | 28 | 1.277 | 193 | 47 | 1.545 | 3.503 | |
| 60 JAAR | | 18 | 381 | 9 | 5 | 413 | 11 | 271 | 39 | 7 | 328 | 741 | |
| 61 JAAR | | 17 | 340 | 7 | 16 | 380 | 6 | 223 | 43 | 10 | 282 | 662 | |
| 62 JAAR | | 16 | 290 | 10 | 11 | 327 | 4 | 156 | 64 | - | 224 | 551 | |
| 63 JAAR | | 21 | 290 | 12 | 9 | 332 | 9 | 184 | 61 | 8 | 262 | 594 | |
| 64 JAAR | | 25 | 257 | 17 | 16 | 315 | 7 | 174 | 54 | 7 | 242 | 557 | |
| 60-64 JAAR | | 97 | 1.558 | 55 | 57 | 1.767 | 37 | 1.008 | 261 | 32 | 1.338 | 3.105 | |
| 65 JAAR | | 17 | 263 | 23 | 6 | 309 | 5 | 169 | 52 | 6 | 232 | 541 | |
| 66 JAAR | | 11 | 197 | 25 | 4 | 237 | 4 | 139 | 60 | 8 | 211 | 448 | |
| 67 JAAR | | 22 | 222 | 27 | 4 | 275 | 5 | 128 | 54 | 4 | 191 | 466 | |
| 68 JAAR | | 20 | 197 | 24 | 7 | 248 | 7 | 111 | 73 | 5 | 196 | 444 | |
| 69 JAAR | | 16 | 186 | 16 | 10 | 228 | 5 | 101 | 67 | 4 | 177 | 405 | |
| 65-69 JAAR | | 86 | 1.065 | 115 | 31 | 1.297 | 26 | 648 | 306 | 27 | 1.007 | 2.304 | |
| 70 JAAR | | 17 | 167 | 33 | 8 | 225 | 4 | 110 | 66 | 7 | 187 | 412 | |
| 71 JAAR | | 17 | 116 | 25 | 6 | 164 | 3 | 90 | 76 | 6 | 175 | 339 | |
| 72 JAAR | | 14 | 154 | 16 | 3 | 187 | 12 | 66 | 63 | 1 | 142 | 329 | |
| 73 JAAR | | 10 | 110 | 23 | 7 | 150 | 3 | 61 | 52 | 3 | 119 | 269 | |
| 74 JAAR | | 14 | 81 | 14 | 5 | 114 | 4 | 43 | 49 | 1 | 97 | 211 | |
| 70-74 JAAR | | 72 | 628 | 111 | 29 | 840 | 26 | 370 | 306 | 18 | 720 | 1.560 | |
| 75 JAAR | | 8 | 61 | 13 | 2 | 84 | 5 | 26 | 50 | - | 81 | 165 | |
| 76 JAAR | | 10 | 57 | 16 | 6 | 89 | 7 | 21 | 29 | 3 | 60 | 149 | |
| 77 JAAR | | 9 | 39 | 12 | - | 60 | 5 | 25 | 36 | - | 66 | 126 | |
| 78 JAAR | | 6 | 51 | 16 | 1 | 74 | 7 | 27 | 38 | 2 | 74 | 148 | |
| 79 JAAR | | 5 | 33 | 22 | 1 | 61 | 5 | 16 | 39 | - | 60 | 121 | |
| 75-79 JAAR | | 38 | 241 | 79 | 10 | 368 | 29 | 115 | 192 | 5 | 341 | 709 | |
| 80 JAAR | | 3 | 28 | 18 | 1 | 50 | 6 | 13 | 40 | 1 | 60 | 110 | |
| 81 JAAR | | 3 | 27 | 8 | - | 38 | 8 | 8 | 37 | - | 53 | 91 | |
| 82 JAAR | | 2 | 22 | 9 | 1 | 34 | 7 | 8 | 22 | 2 | 39 | 73 | |
| 83 JAAR | | 5 | 13 | 6 | - | 24 | 3 | 9 | 29 | - | 41 | 65 | |
| 84 JAAR | | 3 | 14 | 7 | - | 24 | 7 | 6 | 26 | - | 39 | 63 | |
| 80-84 JAAR | | 16 | 104 | 48 | 2 | 170 | 31 | 44 | 154 | 3 | 232 | 402 | |
| 85 JAAR | | 1 | 10 | 6 | - | 17 | 2 | 2 | 17 | - | 21 | 38 | |
| 86 JAAR | | 2 | 5 | 5 | - | 12 | 4 | 5 | 15 | - | 24 | 36 | |
| 87 JAAR | | 3 | - | 2 | - | 5 | 5 | 1 | 20 | - | 26 | 31 | |
| 88 JAAR | | - | 4 | 2 | - | 6 | 2 | - | 16 | 1 | 19 | 25 | |
| 89 JAAR | | - | 7 | 3 | - | 10 | 3 | 1 | 13 | - | 17 | 27 | |
| 85-89 JAAR | | 6 | 26 | 18 | - | 50 | 16 | 9 | 81 | 1 | 107 | 157 | |
| 90 JAAR | | - | 1 | - | - | 1 | 1 | 1 | 9 | - | 11 | 12 | |
| 91 JAAR | | - | 1 | - | - | 1 | 1 | - | 5 | - | 6 | 7 | |
| 92 JAAR | | 1 | 1 | 1 | - | 3 | 1 | - | 5 | - | 6 | 9 | |
| 93 JAAR | | - | - | 2 | - | 2 | - | - | 1 | 1 | 2 | 4 | |
| 94 JAAR | | - | - | - | - | - | 1 | - | 3 | - | 4 | 4 | |
| 90-94 JAAR | | 1 | 3 | 3 | - | 7 | 4 | 1 | 23 | 1 | 29 | 36 | |
| 95 JAAR | | - | 1 | - | - | 1 | 1 | - | 1 | - | 2 | 3 | |
| 96 JAAR | | - | - | - | - | - | 1 | - | 1 | - | 2 | 2 | |
| 97 JAAR | | - | - | - | - | - | 1 | - | 1 | - | 2 | 2 | |
| 98 JAAR | | - | - | - | - | - | - | - | - | - | - | - | |
| 99 JAAR | | - | - | - | - | - | - | - | - | - | - | - | |
| 95-99 JAAR | | - | 1 | - | - | 1 | 3 | - | 3 | - | 6 | 7 | |
| 100 JAAR EN OUDER | | - | - | 1 | - | 1 | - | - | - | - | - | 1 | |
| TOTAAL | | 14.906 | 20.611 | 546 | 1.016 | 37.079 | 11.748 | 17.156 | 1.871 | 630 | 31.405 | 68.484 | |

| N.I.S. BEVOLKING OP 1-1-1994 | | TABEL 01.01 B | | | | | BLZ. 1.- | | | | PROVINCIE: 8 | |
|------------------------------------|---------------|---|-----------------|-----------------|--------|---------------|------------------------|-----------------|-----------------|--------|---------------|--|
| | | VREEMDE BEVOLKING NAAR LEEFTIJD, GESLACHT EN BURGERLIJKE STAAT | | | | | PROVINCIE LUXEMBURG | | | | | |
| | | (1) OMVAT WETTELIJK GESCHIEDEN VAN TAFEL EN BED | | | | | | | | | | |
| LEEFTIJD | MANNEN | | | | | VROUWEN | | | | | ALGE- MEEN | |
| | ON- GEHUWD | GEHUWD (1) | WEDUW- STAAT | GESCHEI- DEN | TOTAAL | ON- GEHUWD | GEHUWD (1) | WEDUW- STAAT | GESCHEI- DEN | TOTAAL | TOTAAL | |
| 0 JAAR | 43 | - | - | - | 43 | 45 | - | - | - | 45 | 88 | |
| 1 JAAR | 44 | - | - | - | 44 | 59 | - | - | - | 59 | 103 | |
| 2 JAAR | 62 | - | - | - | 62 | 45 | - | - | - | 45 | 107 | |
| 3 JAAR | 52 | - | - | - | 52 | 46 | - | - | - | 46 | 98 | |
| 4 JAAR | 52 | - | - | - | 52 | 53 | - | - | - | 53 | 105 | |
| 0- 4 JAAR | 253 | - | - | - | 253 | 248 | - | - | - | 248 | 501 | |
| 5 JAAR | 55 | - | - | - | 55 | 48 | - | - | - | 48 | 103 | |
| 6 JAAR | 51 | - | - | - | 51 | 57 | - | - | - | 57 | 108 | |
| 7 JAAR | 45 | - | - | - | 45 | 43 | - | - | - | 43 | 88 | |
| 8 JAAR | 59 | - | - | - | 59 | 47 | - | - | - | 47 | 106 | |
| 9 JAAR | 46 | - | - | - | 46 | 56 | - | - | - | 56 | 102 | |
| 5- 9 JAAR | 256 | - | - | - | 256 | 251 | - | - | - | 251 | 507 | |
| 10 JAAR | 59 | - | - | - | 59 | 55 | - | - | - | 55 | 114 | |
| 11 JAAR | 47 | - | - | - | 47 | 54 | - | - | - | 54 | 101 | |
| 12 JAAR | 66 | - | - | - | 66 | 50 | - | - | - | 50 | 116 | |
| 13 JAAR | 62 | - | - | - | 62 | 45 | - | - | - | 45 | 107 | |
| 14 JAAR | 54 | - | - | - | 54 | 50 | - | - | - | 50 | 104 | |
| 10-14 JAAR | 288 | - | - | - | 288 | 254 | - | - | - | 254 | 542 | |
| 15 JAAR | 44 | - | - | - | 44 | 42 | - | - | - | 42 | 86 | |
| 16 JAAR | 63 | 1 | - | - | 64 | 63 | 2 | - | - | 65 | 129 | |
| 17 JAAR | 50 | - | - | - | 50 | 53 | 3 | - | - | 56 | 106 | |
| 18 JAAR | 43 | 1 | - | - | 44 | 63 | 2 | - | - | 65 | 109 | |
| 19 JAAR | 50 | 4 | - | - | 54 | 62 | 9 | - | - | 71 | 125 | |
| 15-19 JAAR | 250 | 6 | - | - | 256 | 283 | 16 | - | - | 299 | 555 | |
| 20 JAAR | 58 | 7 | - | - | 65 | 50 | 25 | - | - | 75 | 140 | |
| 21 JAAR | 60 | 9 | - | - | 69 | 51 | 38 | - | 1 | 90 | 159 | |
| 22 JAAR | 61 | 18 | - | - | 79 | 51 | 47 | - | 1 | 99 | 178 | |
| 23 JAAR | 69 | 31 | 1 | - | 101 | 41 | 54 | 1 | - | 96 | 197 | |
| 24 JAAR | 78 | 34 | - | - | 112 | 37 | 78 | - | 1 | 116 | 228 | |
| 20-24 JAAR | 326 | 99 | 1 | - | 426 | 230 | 242 | 1 | 3 | 476 | 902 | |
| 25 JAAR | 69 | 52 | - | 2 | 123 | 40 | 76 | - | 1 | 117 | 240 | |
| 26 JAAR | 62 | 58 | - | - | 120 | 34 | 93 | 1 | 3 | 131 | 251 | |
| 27 JAAR | 48 | 81 | - | 1 | 130 | 26 | 99 | - | 1 | 126 | 256 | |
| 28 JAAR | 52 | 79 | - | 6 | 137 | 26 | 108 | - | 2 | 136 | 273 | |
| 29 JAAR | 61 | 85 | 1 | 3 | 150 | 19 | 78 | - | 2 | 99 | 249 | |
| 25-29 JAAR | 292 | 355 | 1 | 12 | 660 | 145 | 454 | 1 | 9 | 609 | 1.269 | |
| 30 JAAR | 46 | 81 | - | 3 | 130 | 23 | 73 | 1 | 6 | 103 | 233 | |
| 31 JAAR | 30 | 94 | - | 6 | 130 | 25 | 71 | 1 | 4 | 101 | 231 | |
| 32 JAAR | 32 | 92 | - | 9 | 133 | 14 | 75 | 1 | 3 | 93 | 226 | |
| 33 JAAR | 33 | 92 | 1 | 5 | 131 | 16 | 77 | 1 | 3 | 97 | 228 | |
| 34 JAAR | 22 | 88 | - | 6 | 116 | 15 | 53 | 2 | 5 | 75 | 191 | |
| 30-34 JAAR | 163 | 447 | 1 | 29 | 640 | 93 | 349 | 6 | 21 | 469 | 1.109 | |
| 35 JAAR | 23 | 107 | 1 | 11 | 142 | 15 | 49 | - | 5 | 69 | 211 | |
| 36 JAAR | 27 | 98 | 1 | 11 | 137 | 11 | 54 | 2 | 7 | 74 | 211 | |
| 37 JAAR | 18 | 109 | 1 | 9 | 137 | 13 | 51 | 1 | 4 | 69 | 206 | |
| 38 JAAR | 15 | 97 | 1 | 13 | 126 | 11 | 53 | 2 | 6 | 72 | 198 | |
| 39 JAAR | 13 | 101 | - | 9 | 123 | 9 | 58 | - | 5 | 72 | 195 | |
| 35-39 JAAR | 96 | 512 | 4 | 53 | 665 | 59 | 265 | 5 | 27 | 356 | 1.021 | |
| 40 JAAR | 22 | 86 | - | 10 | 118 | 5 | 57 | 2 | 5 | 69 | 187 | |
| 41 JAAR | 12 | 97 | - | 7 | 116 | 5 | 50 | 1 | 5 | 61 | 177 | |
| 42 JAAR | 7 | 92 | 1 | 13 | 113 | 8 | 45 | - | 7 | 60 | 173 | |
| 43 JAAR | 13 | 94 | - | 8 | 115 | 3 | 59 | 1 | 7 | 70 | 185 | |
| 44 JAAR | 13 | 109 | 1 | 13 | 136 | 11 | 55 | 3 | 7 | 76 | 212 | |
| 40-44 JAAR | 67 | 478 | 2 | 51 | 598 | 32 | 266 | 7 | 31 | 336 | 934 | |
| 45 JAAR | 7 | 109 | - | 10 | 126 | 4 | 48 | 4 | 11 | 67 | 193 | |
| 46 JAAR | 9 | 99 | 2 | 9 | 119 | 6 | 53 | 4 | 2 | 65 | 184 | |
| 47 JAAR | 7 | 87 | 4 | 11 | 109 | 2 | 29 | 2 | 9 | 42 | 151 | |
| 48 JAAR | 5 | 74 | 2 | 6 | 87 | 1 | 40 | 3 | 3 | 47 | 134 | |
| 49 JAAR | 7 | 78 | 2 | 5 | 92 | - | 42 | 5 | 6 | 53 | 145 | |
| 45-49 JAAR | 35 | 447 | 10 | 41 | 533 | 13 | 212 | 18 | 31 | 274 | 807 | |

| N.I.S. BEVOLKING OP 1-1-1994 | | TABEL 01.01 B | | | | | BLZ. 2.- | | PROVINCIE: 8 | | | | |
|------------------------------------|--|---|---------------|-----------------|-----------------|--------|------------------------|---------------|-----------------|-----------------|--------|---------------|--|
| | | VREEMDE BEVOLKING NAAR LEEFTIJD, GESLACHT EN BURGERLIJKE STAAT | | | | | PROVINCIE LUXEMBURG | | | | | | |
| | | (1) OMVAT WETTELIJK GESCHIEDEN VAN TAFEL EN BED | | | | | | | | | | | |
| LEEFTIJD | | MANNEN | | | | | VROUWEN | | | | | ALGE- MEEN | |
| | | ON- GEHUWD | GEHUWD (1) | WEDUW- STAAT | GESCHEI- DEN | TOTAAL | ON- GEHUWD | GEHUWD (1) | WEDUW- STAAT | GESCHEI- DEN | TOTAAL | TOTAAL | |
| 50 JAAR | | 5 | 60 | 1 | 10 | 76 | 6 | 33 | 5 | 5 | 49 | 125 | |
| 51 JAAR | | 5 | 61 | - | 8 | 74 | 3 | 40 | 4 | - | 47 | 121 | |
| 52 JAAR | | 3 | 45 | 1 | 1 | 50 | 4 | 24 | 3 | 2 | 33 | 83 | |
| 53 JAAR | | 5 | 75 | - | 4 | 84 | 2 | 31 | 3 | 5 | 41 | 125 | |
| 54 JAAR | | 3 | 50 | - | 5 | 58 | 3 | 30 | 2 | 4 | 39 | 97 | |
| 50-54 JAAR | | 21 | 291 | 2 | 28 | 342 | 18 | 158 | 17 | 16 | 209 | 551 | |
| 55 JAAR | | 4 | 56 | 1 | 1 | 62 | 3 | 35 | 7 | 4 | 49 | 111 | |
| 56 JAAR | | 5 | 67 | - | 3 | 75 | 3 | 30 | 4 | 3 | 40 | 115 | |
| 57 JAAR | | 6 | 48 | 2 | 8 | 64 | 3 | 23 | 5 | 5 | 36 | 100 | |
| 58 JAAR | | - | 40 | 4 | 3 | 47 | 1 | 42 | 3 | 4 | 50 | 97 | |
| 59 JAAR | | 5 | 45 | - | 3 | 53 | 4 | 25 | 8 | 1 | 38 | 91 | |
| 55-59 JAAR | | 20 | 256 | 7 | 18 | 301 | 14 | 155 | 27 | 17 | 213 | 514 | |
| 60 JAAR | | 4 | 44 | 2 | 3 | 53 | 4 | 32 | 6 | - | 42 | 95 | |
| 61 JAAR | | 3 | 39 | 4 | 6 | 52 | 2 | 10 | 6 | - | 18 | 70 | |
| 62 JAAR | | - | 39 | 1 | - | 40 | 2 | 21 | 11 | 4 | 38 | 78 | |
| 63 JAAR | | 2 | 31 | 3 | 9 | 45 | - | 37 | 7 | 5 | 49 | 94 | |
| 64 JAAR | | 1 | 43 | 3 | 2 | 49 | 3 | 22 | 5 | 1 | 31 | 80 | |
| 60-64 JAAR | | 10 | 196 | 13 | 20 | 239 | 11 | 122 | 35 | 10 | 178 | 417 | |
| 65 JAAR | | 1 | 30 | 6 | 2 | 39 | 5 | 14 | 7 | 2 | 28 | 67 | |
| 66 JAAR | | 3 | 38 | 3 | - | 44 | - | 24 | 12 | 3 | 39 | 83 | |
| 67 JAAR | | 6 | 31 | 6 | - | 43 | 1 | 9 | 16 | 1 | 27 | 70 | |
| 68 JAAR | | 2 | 26 | 6 | 3 | 37 | 8 | 22 | 16 | - | 46 | 83 | |
| 69 JAAR | | 4 | 20 | 4 | 1 | 29 | 6 | 18 | 13 | 2 | 39 | 68 | |
| 65-69 JAAR | | 16 | 145 | 25 | 6 | 192 | 20 | 87 | 64 | 8 | 179 | 371 | |
| 70 JAAR | | - | 17 | 6 | 5 | 28 | 5 | 15 | 8 | 1 | 29 | 57 | |
| 71 JAAR | | 3 | 24 | 5 | 2 | 34 | 2 | 15 | 9 | 3 | 29 | 63 | |
| 72 JAAR | | 1 | 26 | 5 | 1 | 33 | 1 | 12 | 12 | - | 25 | 58 | |
| 73 JAAR | | - | 28 | 2 | 1 | 31 | 5 | 15 | 14 | 1 | 35 | 66 | |
| 74 JAAR | | 5 | 12 | 2 | - | 19 | 2 | 7 | 7 | 1 | 17 | 36 | |
| 70-74 JAAR | | 9 | 107 | 20 | 9 | 145 | 15 | 64 | 50 | 6 | 195 | 280 | |
| 75 JAAR | | 2 | 6 | 2 | - | 10 | 1 | 3 | 4 | - | 8 | 18 | |
| 76 JAAR | | - | 5 | 5 | 1 | 11 | 1 | 7 | 8 | - | 16 | 27 | |
| 77 JAAR | | 2 | 11 | 2 | - | 15 | - | 4 | 12 | 1 | 17 | 32 | |
| 78 JAAR | | 3 | 9 | 4 | - | 16 | 2 | 2 | 12 | - | 16 | 32 | |
| 79 JAAR | | 1 | 11 | 5 | - | 17 | 7 | 5 | 15 | - | 27 | 44 | |
| 75-79 JAAR | | 8 | 42 | 18 | 1 | 69 | 11 | 21 | 51 | 1 | 84 | 153 | |
| 80 JAAR | | - | 9 | 6 | - | 15 | 4 | 1 | 6 | - | 11 | 26 | |
| 81 JAAR | | - | 10 | 3 | - | 13 | 3 | 2 | 16 | 1 | 22 | 35 | |
| 82 JAAR | | - | 7 | 6 | - | 13 | 1 | 3 | 12 | - | 16 | 29 | |
| 83 JAAR | | 2 | - | 1 | - | 3 | 2 | 1 | 12 | - | 15 | 18 | |
| 84 JAAR | | - | 2 | 4 | - | 6 | 3 | - | 8 | - | 11 | 17 | |
| 80-84 JAAR | | 2 | 28 | 20 | - | 50 | 13 | 7 | 54 | 1 | 75 | 125 | |
| 85 JAAR | | 2 | 5 | 2 | - | 9 | 2 | - | 13 | 2 | 17 | 26 | |
| 86 JAAR | | 2 | 3 | 1 | - | 6 | - | 2 | 9 | 1 | 12 | 18 | |
| 87 JAAR | | - | 3 | - | - | 3 | 2 | - | 10 | 1 | 13 | 16 | |
| 88 JAAR | | - | 1 | 2 | - | 3 | 2 | - | 8 | - | 10 | 13 | |
| 89 JAAR | | - | - | 1 | - | 1 | 1 | 1 | 9 | - | 11 | 12 | |
| 85-89 JAAR | | 4 | 12 | 6 | - | 22 | 7 | 3 | 49 | 4 | 63 | 85 | |
| 90 JAAR | | 1 | - | 2 | - | 3 | - | - | 6 | - | 6 | 9 | |
| 91 JAAR | | - | - | 3 | - | 3 | 2 | 2 | 3 | - | 7 | 10 | |
| 92 JAAR | | - | - | - | - | - | 1 | 1 | 4 | - | 6 | 6 | |
| 93 JAAR | | - | 1 | 2 | - | 3 | - | - | 3 | - | 3 | 6 | |
| 94 JAAR | | - | - | - | - | - | - | - | 2 | - | 2 | 2 | |
| 90-94 JAAR | | 1 | 1 | 7 | - | 9 | 3 | 3 | 18 | - | 24 | 33 | |
| 95 JAAR | | - | - | - | - | - | - | - | - | - | - | - | |
| 96 JAAR | | - | - | - | - | - | - | - | 2 | - | 2 | 2 | |
| 97 JAAR | | - | - | - | - | - | - | - | - | - | - | - | |
| 98 JAAR | | - | - | - | - | - | - | - | - | - | - | - | |
| 99 JAAR | | - | - | 1 | - | 1 | - | - | - | - | - | 1 | |
| 95-99 JAAR | | - | - | 1 | - | 1 | - | - | 2 | - | 2 | 3 | |
| 100 JAAR EN OUDER | | - | - | - | - | - | - | - | 1 | - | 1 | 1 | |
| TOTAAL | | 2.117 | 3.422 | 138 | 268 | 5.945 | 1.720 | 2.424 | 406 | 185 | 4.735 | 10.680 | |

| N.I.S. BEVOLKING OP 1-1-1994 | | TABEL 01.01 B | | | | | BLZ. 1.- | | PROVINCIE: 9 | | | PROVINCIE NAMEN | |
|--|---------------|---------------|-----------------|-----------------|--------|---------------|---------------|-----------------|-----------------|--------|---------------|--------------------|--|
| VREEMDE BEVOLKING NAAR LEEFTIJD, GESLACHT EN BURGERLIJKE STAAT (1) OMVAT WETTELIJK GESCHIEDEN VAN TAFEL EN BED | | | | | | | | | | | | | |
| LEEFTIJD | MANNEN | | | | | VROUWEN | | | | | ALGE- MEEN | | |
| | ON- GEHUWD | GEHUWD (1) | WEDUW- STAAT | GESCHEI- DEN | TOTAAL | ON- GEHUWD | GEHUWD (1) | WEDUW- STAAT | GESCHEI- DEN | TOTAAL | TOTAAL | | |
| 0 JAAR | 78 | - | - | - | 78 | 75 | - | - | - | 75 | 153 | | |
| 1 JAAR | 81 | - | - | - | 81 | 68 | - | - | - | 68 | 149 | | |
| 2 JAAR | 78 | - | - | - | 78 | 71 | - | - | - | 71 | 149 | | |
| 3 JAAR | 82 | - | - | - | 82 | 78 | - | - | - | 78 | 160 | | |
| 4 JAAR | 86 | - | - | - | 86 | 74 | - | - | - | 74 | 160 | | |
| 0- 4 JAAR | 405 | - | - | - | 405 | 366 | - | - | - | 366 | 771 | | |
| 5 JAAR | 76 | - | - | - | 76 | 98 | - | - | - | 98 | 174 | | |
| 6 JAAR | 81 | - | - | - | 81 | 87 | - | - | - | 87 | 168 | | |
| 7 JAAR | 82 | - | - | - | 82 | 83 | - | - | - | 83 | 165 | | |
| 8 JAAR | 97 | - | - | - | 97 | 85 | - | - | - | 85 | 182 | | |
| 9 JAAR | 87 | - | - | - | 87 | 83 | - | - | - | 83 | 170 | | |
| 5- 9 JAAR | 423 | - | - | - | 423 | 436 | - | - | - | 436 | 859 | | |
| 10 JAAR | 88 | - | - | - | 88 | 91 | - | - | - | 91 | 179 | | |
| 11 JAAR | 96 | - | - | - | 96 | 96 | - | - | - | 96 | 192 | | |
| 12 JAAR | 100 | - | - | - | 100 | 102 | - | - | - | 102 | 202 | | |
| 13 JAAR | 106 | - | - | - | 106 | 96 | - | - | - | 96 | 202 | | |
| 14 JAAR | 118 | - | - | - | 118 | 95 | - | - | - | 95 | 213 | | |
| 10-14 JAAR | 508 | - | - | - | 508 | 480 | - | - | - | 480 | 988 | | |
| 15 JAAR | 102 | - | - | - | 102 | 136 | - | - | - | 136 | 238 | | |
| 16 JAAR | 105 | - | - | - | 105 | 112 | 1 | - | - | 113 | 218 | | |
| 17 JAAR | 126 | - | - | - | 126 | 123 | 4 | - | - | 127 | 253 | | |
| 18 JAAR | 127 | 1 | - | - | 128 | 119 | 9 | - | - | 128 | 256 | | |
| 19 JAAR | 136 | 4 | - | - | 140 | 124 | 25 | - | - | 149 | 289 | | |
| 15-19 JAAR | 596 | 5 | - | - | 601 | 614 | 39 | - | - | 653 | 1.254 | | |
| 20 JAAR | 155 | 16 | - | - | 171 | 140 | 28 | - | 1 | 169 | 340 | | |
| 21 JAAR | 161 | 13 | - | - | 174 | 128 | 44 | - | 1 | 173 | 347 | | |
| 22 JAAR | 182 | 33 | - | 1 | 216 | 143 | 61 | - | - | 204 | 420 | | |
| 23 JAAR | 154 | 41 | - | - | 195 | 96 | 76 | - | 1 | 173 | 368 | | |
| 24 JAAR | 148 | 55 | - | - | 203 | 78 | 101 | 1 | 1 | 181 | 384 | | |
| 20-24 JAAR | 800 | 158 | - | 1 | 959 | 585 | 310 | 1 | 4 | 900 | 1.859 | | |
| 25 JAAR | 163 | 77 | - | 1 | 241 | 92 | 108 | - | 1 | 201 | 442 | | |
| 26 JAAR | 144 | 68 | - | - | 212 | 77 | 104 | 1 | 1 | 183 | 395 | | |
| 27 JAAR | 145 | 90 | - | 6 | 241 | 70 | 137 | 1 | 4 | 212 | 453 | | |
| 28 JAAR | 128 | 119 | - | 5 | 252 | 51 | 140 | 4 | 3 | 198 | 450 | | |
| 29 JAAR | 113 | 165 | - | 6 | 284 | 53 | 142 | 3 | 3 | 201 | 485 | | |
| 25-29 JAAR | 693 | 519 | - | 18 | 1.230 | 343 | 631 | 9 | 12 | 995 | 2.225 | | |
| 30 JAAR | 113 | 147 | - | 10 | 270 | 58 | 120 | - | 4 | 182 | 452 | | |
| 31 JAAR | 109 | 197 | - | 4 | 310 | 38 | 129 | 2 | 7 | 176 | 486 | | |
| 32 JAAR | 64 | 164 | 1 | 10 | 239 | 45 | 159 | 2 | 8 | 214 | 453 | | |
| 33 JAAR | 65 | 168 | - | 15 | 248 | 32 | 140 | 3 | 6 | 181 | 429 | | |
| 34 JAAR | 59 | 177 | - | 9 | 245 | 26 | 110 | 2 | 7 | 145 | 390 | | |
| 30-34 JAAR | 410 | 853 | 1 | 48 | 1.312 | 199 | 658 | 9 | 32 | 898 | 2.210 | | |
| 35 JAAR | 51 | 200 | - | 13 | 264 | 30 | 122 | 2 | 5 | 159 | 423 | | |
| 36 JAAR | 46 | 197 | - | 17 | 260 | 32 | 124 | 1 | 10 | 167 | 427 | | |
| 37 JAAR | 51 | 227 | - | 13 | 291 | 25 | 106 | 4 | 6 | 141 | 432 | | |
| 38 JAAR | 28 | 164 | - | 18 | 210 | 20 | 103 | 3 | 9 | 135 | 345 | | |
| 39 JAAR | 31 | 168 | 1 | 16 | 216 | 10 | 99 | 4 | 7 | 120 | 336 | | |
| 35-39 JAAR | 207 | 956 | 1 | 77 | 1.241 | 117 | 554 | 14 | 37 | 722 | 1.963 | | |
| 40 JAAR | 25 | 197 | 1 | 17 | 240 | 15 | 115 | 5 | 12 | 147 | 387 | | |
| 41 JAAR | 20 | 183 | - | 28 | 231 | 17 | 105 | 3 | 10 | 135 | 366 | | |
| 42 JAAR | 13 | 179 | 1 | 14 | 207 | 12 | 85 | 1 | 8 | 106 | 313 | | |
| 43 JAAR | 17 | 188 | 3 | 16 | 224 | 16 | 95 | 4 | 8 | 123 | 347 | | |
| 44 JAAR | 15 | 172 | 1 | 19 | 207 | 15 | 87 | 8 | 9 | 119 | 326 | | |
| 40-44 JAAR | 90 | 919 | 6 | 94 | 1.109 | 75 | 487 | 21 | 47 | 630 | 1.739 | | |
| 45 JAAR | 22 | 143 | 1 | 23 | 189 | 5 | 88 | 2 | 10 | 105 | 294 | | |
| 46 JAAR | 14 | 139 | 4 | 27 | 184 | 4 | 81 | 1 | 9 | 95 | 279 | | |
| 47 JAAR | 11 | 171 | 2 | 14 | 198 | 6 | 77 | 3 | 8 | 94 | 292 | | |
| 48 JAAR | 9 | 124 | 1 | 12 | 146 | 6 | 74 | 3 | 8 | 91 | 237 | | |
| 49 JAAR | 20 | 102 | 4 | 11 | 137 | 4 | 86 | 3 | 4 | 97 | 234 | | |
| 45-49 JAAR | 76 | 679 | 12 | 87 | 854 | 25 | 406 | 12 | 39 | 482 | 1.336 | | |

| N.I.S. BEVOLKING OP 1-1-1994 | | TABEL 01.01 B VREEMDE BEVOLKING NAAR LEEFTIJD, GESLACHT EN BURGERLIJKE STAAT (1) OMVAT WETTELIJK GESCHIEDEN VAN TAFEL EN BED | | | | | BLZ. 2.- | | | | | PROVINCIE: 9 PROVINCIE NAMEN | |
|------------------------------------|---------------|---|-----------------|-----------------|--------|---------------|---------------|-----------------|-----------------|--------|-------------------------|------------------------------------|--|
| LEEFTIJD | MANNEN | | | | | VROUWEN | | | | | ALGE- MEEN TOTAAL | | |
| | ON- GEHUWD | GEHUWD (1) | WEDUW- STAAT | GESCHEI- DEN | TOTAAL | ON- GEHUWD | GEHUWD (1) | WEDUW- STAAT | GESCHEI- DEN | TOTAAL | | | |
| 50 JAAR | 6 | 99 | 3 | 8 | 116 | 2 | 53 | 8 | 5 | 68 | 184 | | |
| 51 JAAR | 9 | 91 | 2 | 12 | 114 | 6 | 67 | 10 | 9 | 92 | 206 | | |
| 52 JAAR | 6 | 101 | 3 | 9 | 119 | 3 | 62 | 5 | 6 | 76 | 195 | | |
| 53 JAAR | 8 | 94 | 1 | 15 | 118 | 4 | 74 | 10 | 4 | 92 | 210 | | |
| 54 JAAR | 10 | 88 | 3 | 6 | 107 | 9 | 63 | 16 | 9 | 97 | 204 | | |
| 50-54 JAAR | 39 | 473 | 12 | 50 | 574 | 24 | 319 | 49 | 33 | 425 | 999 | | |
| 55 JAAR | 8 | 94 | 7 | 8 | 117 | 5 | 69 | 10 | 4 | 88 | 205 | | |
| 56 JAAR | 8 | 93 | 5 | 4 | 110 | 7 | 60 | 10 | 4 | 81 | 191 | | |
| 57 JAAR | 6 | 91 | 1 | 6 | 104 | 2 | 69 | 10 | 2 | 83 | 187 | | |
| 58 JAAR | 8 | 79 | 3 | 11 | 101 | 5 | 82 | 12 | 1 | 100 | 201 | | |
| 59 JAAR | 10 | 74 | 5 | 5 | 94 | 7 | 73 | 13 | 3 | 96 | 190 | | |
| 55-59 JAAR | 40 | 431 | 21 | 34 | 526 | 26 | 353 | 55 | 14 | 448 | 974 | | |
| 60 JAAR | 4 | 89 | 3 | 3 | 99 | 6 | 76 | 21 | 4 | 107 | 206 | | |
| 61 JAAR | 6 | 102 | 2 | 9 | 119 | 5 | 57 | 31 | 1 | 94 | 213 | | |
| 62 JAAR | 10 | 76 | 3 | 5 | 94 | 7 | 57 | 25 | 3 | 92 | 186 | | |
| 63 JAAR | 8 | 103 | 7 | 7 | 125 | 2 | 74 | 22 | 3 | 101 | 226 | | |
| 64 JAAR | 7 | 99 | 10 | 3 | 119 | 9 | 58 | 30 | 1 | 98 | 217 | | |
| 60-64 JAAR | 35 | 469 | 25 | 27 | 556 | 29 | 322 | 129 | 12 | 482 | 1.048 | | |
| 65 JAAR | 10 | 89 | 6 | 6 | 111 | 4 | 48 | 18 | 4 | 74 | 185 | | |
| 66 JAAR | 9 | 94 | 8 | 6 | 117 | 6 | 55 | 34 | 3 | 98 | 215 | | |
| 67 JAAR | 7 | 72 | 13 | 6 | 98 | 4 | 52 | 27 | 1 | 84 | 182 | | |
| 68 JAAR | 5 | 81 | 11 | 3 | 100 | 8 | 49 | 30 | 1 | 88 | 188 | | |
| 69 JAAR | 8 | 89 | 8 | 2 | 107 | 4 | 46 | 35 | - | 85 | 192 | | |
| 65-69 JAAR | 39 | 425 | 46 | 23 | 533 | 26 | 250 | 144 | 9 | 429 | 962 | | |
| 70 JAAR | 12 | 83 | 8 | 7 | 110 | 5 | 42 | 27 | 4 | 78 | 188 | | |
| 71 JAAR | 10 | 71 | 8 | 3 | 92 | 4 | 47 | 32 | 3 | 86 | 178 | | |
| 72 JAAR | 6 | 56 | 6 | 1 | 69 | 9 | 36 | 33 | 1 | 79 | 148 | | |
| 73 JAAR | 4 | 62 | 11 | 3 | 80 | 4 | 19 | 40 | 4 | 67 | 147 | | |
| 74 JAAR | 4 | 22 | 9 | 1 | 36 | 5 | 14 | 17 | 4 | 40 | 76 | | |
| 70-74 JAAR | 36 | 294 | 42 | 15 | 387 | 27 | 158 | 149 | 16 | 350 | 737 | | |
| 75 JAAR | 2 | 21 | 5 | - | 28 | 5 | 6 | 18 | 3 | 32 | 60 | | |
| 76 JAAR | 2 | 19 | 1 | 1 | 23 | 10 | 7 | 16 | - | 33 | 56 | | |
| 77 JAAR | 3 | 14 | 4 | - | 21 | 3 | 10 | 18 | - | 31 | 52 | | |
| 78 JAAR | 2 | 13 | 1 | - | 16 | 3 | 8 | 26 | - | 37 | 53 | | |
| 79 JAAR | 9 | 18 | 6 | 1 | 34 | 7 | 4 | 31 | 3 | 45 | 79 | | |
| 75-79 JAAR | 18 | 85 | 17 | 2 | 122 | 28 | 35 | 109 | 6 | 178 | 300 | | |
| 80 JAAR | 3 | 14 | 5 | - | 22 | 4 | 7 | 29 | 2 | 42 | 64 | | |
| 81 JAAR | 3 | 13 | 8 | - | 24 | 3 | 4 | 26 | - | 33 | 57 | | |
| 82 JAAR | - | 14 | 4 | - | 18 | 4 | 1 | 32 | - | 37 | 55 | | |
| 83 JAAR | 1 | 8 | 4 | 1 | 14 | 7 | 2 | 24 | 1 | 34 | 48 | | |
| 84 JAAR | - | 5 | 6 | - | 11 | 4 | 4 | 16 | - | 24 | 35 | | |
| 80-84 JAAR | 7 | 54 | 27 | 1 | 89 | 22 | 18 | 127 | 3 | 170 | 259 | | |
| 85 JAAR | - | 4 | 4 | - | 8 | 3 | 4 | 10 | - | 17 | 25 | | |
| 86 JAAR | - | 1 | 5 | - | 6 | 3 | 1 | 8 | - | 12 | 18 | | |
| 87 JAAR | - | 3 | 3 | - | 6 | 2 | 4 | 12 | 1 | 19 | 25 | | |
| 88 JAAR | 2 | 1 | 3 | - | 6 | 4 | 1 | 6 | - | 11 | 17 | | |
| 89 JAAR | - | 1 | 3 | 1 | 5 | 2 | - | 6 | 1 | 9 | 14 | | |
| 85-89 JAAR | 2 | 10 | 18 | 1 | 31 | 14 | 10 | 42 | 2 | 68 | 99 | | |
| 90 JAAR | 1 | 1 | 3 | - | 5 | 1 | - | 6 | - | 7 | 12 | | |
| 91 JAAR | 1 | - | 1 | - | 2 | 1 | - | 4 | - | 5 | 7 | | |
| 92 JAAR | - | 1 | 3 | - | 4 | 1 | - | 5 | - | 6 | 10 | | |
| 93 JAAR | 1 | 2 | - | - | 3 | - | - | 2 | - | 2 | 5 | | |
| 94 JAAR | - | - | 1 | - | 1 | - | - | 1 | - | 1 | 2 | | |
| 90-94 JAAR | 3 | 4 | 8 | - | 15 | 3 | - | 18 | - | 21 | 36 | | |
| 95 JAAR | - | - | - | - | - | 1 | - | 1 | - | 2 | 2 | | |
| 96 JAAR | - | - | - | - | - | 1 | - | - | - | 1 | 1 | | |
| 97 JAAR | - | - | - | - | - | 1 | - | 1 | - | 2 | 2 | | |
| 98 JAAR | - | - | - | - | - | - | - | 1 | - | 1 | 1 | | |
| 99 JAAR | - | - | - | - | - | 1 | - | - | - | 1 | 1 | | |
| 95-99 JAAR | - | - | - | - | - | 4 | - | 3 | - | 7 | 7 | | |
| 100 JAAR EN OUDER | - | - | - | - | - | - | - | - | - | - | - | | |
| TOTAAL | 4.427 | 6.334 | 236 | 478 | 11.475 | 3.443 | 4.550 | 891 | 266 | 9.150 | 20.625 | | |

| N.I.S. | | TABEL O2.01 G T | | | | | | | | | | BLZ. 1.- FOL. 1.- | | |
|---------------------------------|--------------------------|--|----------|------------|------------|------------|------------|------------|------------|------------|------------|-------------------|------------|--|
| BEVOLKING OP 1-1-1994 | | BEVOLKING VAN VREEMDE NATIONALITEIT NAAR NATIONALITEIT, LEEFTIJDGROEPEN EN LEEFTIJDKLASSEN | | | | | | | | | | HET RIJK | | |
| NATIONALITEIT | | LEEFTIJDGROEP | | | | | | | | | | | | |
| | | 0-4 JAAR | 5-9 JAAR | 10-14 JAAR | 15-19 JAAR | 20-24 JAAR | 25-29 JAAR | 30-34 JAAR | 35-39 JAAR | 40-44 JAAR | 45-49 JAAR | 50-54 JAAR | 55-59 JAAR | |
| ANDERE LANDEN LID VAN DE E.E.G. | | | | | | | | | | | | | | |
| | DUITSLAND | 1.310 | 1.417 | 1.287 | 1.301 | 1.972 | 3.410 | 3.315 | 2.800 | 2.531 | 2.254 | 2.789 | 2.019 | |
| | DENEMARKEN | 153 | 170 | 191 | 213 | 248 | 327 | 261 | 241 | 280 | 312 | 221 | 122 | |
| | SPANJE | 1.279 | 1.699 | 2.186 | 2.632 | 3.962 | 5.650 | 5.803 | 4.738 | 3.431 | 3.260 | 2.695 | 3.805 | |
| | FRANKRIJK | 3.384 | 3.723 | 4.073 | 4.761 | 8.390 | 10.106 | 8.656 | 8.454 | 9.686 | 9.024 | 5.804 | 4.867 | |
| | VERENIGD-KONINKRIJK | 1.482 | 1.522 | 1.470 | 1.242 | 1.701 | 2.261 | 2.685 | 2.588 | 2.711 | 2.612 | 1.449 | 995 | |
| | LUXEMBURG | 97 | 59 | 65 | 104 | 326 | 578 | 497 | 409 | 337 | 312 | 277 | 265 | |
| | GRIEKENLAND | 574 | 734 | 962 | 1.258 | 1.725 | 2.426 | 2.300 | 2.014 | 1.522 | 1.145 | 1.049 | 1.493 | |
| | IERLAND (EIRE) | 178 | 156 | 150 | 113 | 422 | 519 | 441 | 365 | 278 | 169 | 118 | 55 | |
| | PORTUGAL | 1.601 | 1.449 | 1.441 | 1.364 | 2.062 | 2.977 | 3.018 | 2.337 | 1.668 | 1.144 | 857 | 842 | |
| | ITALIE | 4.027 | 5.576 | 8.151 | 12.527 | 18.838 | 20.642 | 21.593 | 22.472 | 19.494 | 16.456 | 13.165 | 12.591 | |
| | NEDERLAND | 2.389 | 2.249 | 2.383 | 2.918 | 5.376 | 7.546 | 7.153 | 6.205 | 5.696 | 6.163 | 5.443 | 4.564 | |
| | T | 16.474 | 18.754 | 22.359 | 28.433 | 45.022 | 56.442 | 55.722 | 52.623 | 47.634 | 42.851 | 33.867 | 31.618 | |
| AND. EUROPESE LANDEN | | | | | | | | | | | | | | |
| | DUITSLAND (DEM. REP.) | - | - | - | - | 1 | 2 | - | - | - | - | - | - | |
| | OOSTENRIJK | 24 | 24 | 22 | 37 | 90 | 128 | 106 | 106 | 92 | 137 | 95 | 55 | |
| | FINLAND | 74 | 48 | 35 | 57 | 78 | 140 | 144 | 113 | 79 | 85 | 38 | 25 | |
| | HONGARIJE | 4 | 30 | 36 | 43 | 83 | 88 | 79 | 69 | 47 | 32 | 32 | 39 | |
| | NOORWEGEN | 55 | 44 | 44 | 50 | 82 | 98 | 92 | 95 | 63 | 86 | 59 | 57 | |
| | POLEN | 59 | 171 | 194 | 163 | 383 | 505 | 522 | 459 | 338 | 201 | 150 | 191 | |
| | ZWEDEN | 146 | 171 | 178 | 201 | 263 | 239 | 273 | 242 | 228 | 316 | 274 | 172 | |
| | ZWITSERLAND | 59 | 51 | 48 | 64 | 144 | 217 | 229 | 212 | 155 | 161 | 179 | 150 | |
| | TSJECHOSLOWAKIJE | 4 | 23 | 17 | 19 | 34 | 55 | 47 | 53 | 34 | 29 | 19 | 9 | |
| | USSR | 34 | 56 | 74 | 48 | 72 | 99 | 124 | 104 | 88 | 75 | 44 | 31 | |
| | JOEGOSLAVIE | 745 | 587 | 484 | 448 | 701 | 951 | 803 | 588 | 549 | 360 | 327 | 237 | |
| | ANDERE LANDEN VAN EUROPA | 469 | 346 | 295 | 234 | 637 | 985 | 853 | 748 | 490 | 216 | 105 | 75 | |
| | T | 1.673 | 1.551 | 1.427 | 1.364 | 2.568 | 3.507 | 3.272 | 2.789 | 2.163 | 1.698 | 1.322 | 1.041 | |
| LANDEN VAN AZIE | | | | | | | | | | | | | | |
| | TAIWAN | 24 | 17 | 34 | 33 | 37 | 75 | 96 | 65 | 46 | 38 | 16 | 20 | |
| | INDIE | 263 | 216 | 171 | 136 | 344 | 602 | 630 | 434 | 261 | 153 | 65 | 51 | |
| | INDONESIE | 51 | 31 | 37 | 40 | 65 | 128 | 130 | 99 | 69 | 36 | 18 | 22 | |
| | JAPAN | 285 | 287 | 220 | 156 | 111 | 291 | 578 | 486 | 401 | 277 | 129 | 55 | |
| | NOORD-VIETNAM | 35 | 23 | 12 | 14 | 36 | 37 | 32 | 28 | 27 | 7 | 2 | 5 | |
| | CHINA (VOLKSREP.) | 175 | 133 | 93 | 109 | 217 | 472 | 707 | 534 | 229 | 158 | 95 | 73 | |
| | IRAN | 161 | 130 | 133 | 76 | 134 | 266 | 305 | 170 | 100 | 106 | 79 | 25 | |
| | ISRAEL | 173 | 171 | 151 | 143 | 164 | 160 | 208 | 241 | 186 | 125 | 51 | 39 | |
| | JORDANIE | 32 | 43 | 23 | 11 | 38 | 42 | 30 | 22 | 16 | 11 | 14 | 5 | |
| | LIBANON | 182 | 135 | 117 | 92 | 232 | 356 | 362 | 180 | 87 | 80 | 53 | 31 | |
| | PAKISTAN | 153 | 120 | 92 | 67 | 219 | 493 | 410 | 320 | 173 | 93 | 45 | 30 | |
| | TURKIJE | 10.351 | 10.033 | 10.744 | 10.026 | 9.188 | 9.035 | 8.229 | 6.113 | 4.191 | 2.695 | 2.731 | 2.356 | |
| | ANDERE LANDEN VAN AZIE | 440 | 441 | 376 | 341 | 649 | 1.213 | 1.271 | 841 | 499 | 249 | 133 | 66 | |
| | T | 12.325 | 11.780 | 12.203 | 11.244 | 11.434 | 13.170 | 12.988 | 9.533 | 6.285 | 4.028 | 3.431 | 2.778 | |
| LANDEN VAN AFRIKA | | | | | | | | | | | | | | |
| | BURUNDI | 59 | 30 | 16 | 19 | 60 | 155 | 135 | 65 | 32 | 13 | 4 | 2 | |
| | ZAIRE | 1.616 | 1.468 | 1.316 | 1.313 | 2.128 | 2.736 | 2.314 | 1.443 | 792 | 381 | 188 | 85 | |
| | IVOORKUST | 24 | 13 | 25 | 36 | 82 | 112 | 101 | 57 | 21 | 6 | 2 | - | |
| | MAURITIUS /EILAND/ | 9 | 21 | 38 | 58 | 101 | 122 | 140 | 101 | 72 | 39 | 26 | 10 | |
| | RWANDA | 91 | 86 | 45 | 25 | 158 | 239 | 155 | 101 | 45 | 23 | 13 | 2 | |
| | ALGERIJE | 729 | 761 | 889 | 950 | 884 | 1.058 | 915 | 792 | 628 | 499 | 627 | 528 | |
| | MAROKKO | 17.749 | 17.887 | 18.205 | 16.155 | 12.776 | 12.556 | 12.535 | 10.193 | 7.571 | 4.931 | 5.626 | 4.984 | |
| | TUNESIE | 605 | 548 | 525 | 410 | 380 | 682 | 628 | 721 | 664 | 438 | 234 | 112 | |
| | ANDERE LANDEN VAN AFRIKA | 835 | 694 | 471 | 536 | 1.561 | 2.498 | 2.167 | 1.543 | 754 | 252 | 127 | 74 | |
| | T | 21.717 | 21.508 | 21.530 | 19.502 | 18.130 | 20.158 | 19.090 | 15.016 | 10.579 | 6.582 | 6.847 | 5.797 | |

| N.I.S. | | TABEL 02.01 G T | | | | | | | BLZ. 1 - FOL. 2 - | | | HET RIJK | | |
|--------------------------|---------------|---|---------------|---------------|---------------|---------------|-------------------|----------------|-------------------|-------------------|---------------|------------------------------------|--|--|
| BEVOLKING OP 1-1-1994 | | BEVOLKING VAN VREEMDE NATIONALITEIT NAAR NATIONALITEIT, LEEFTIJDGROEPEN EN LEEFTIJDKlassen - TOTALE BEVOLKING - | | | | | | | | | | | | |
| LEEFTIJDGROEP | | | | | | | | LEEFTIJDKlasse | | | ALGE- MEEN | NATIONALITEIT | | |
| 60-64 JAAR | 65-69 JAAR | 70-74 JAAR | 75-79 JAAR | 80-84 JAAR | 85-89 JAAR | 90-94 JAAR | 95 ANS EN MEER | 0-14 JAAR | 15-64 JAAR | 65 ANS EN MEER | TOTAAL | | | |
| | | | | | | | | | | | | ANDERE LANDEN LID VAN DE E.E.G. | | |
| 1.118 | 1.233 | 772 | 286 | 227 | 140 | 47 | 9 | 4.014 | 23.509 | 2.714 | 30.237 | DUITSLAND | | |
| 56 | 39 | 30 | 9 | 12 | 2 | 1 | 2 | 514 | 2.281 | 95 | 2.890 | DENEMARKE | | |
| 4.075 | 2.529 | 976 | 344 | 189 | 90 | 33 | 7 | 5.164 | 40.051 | 4.168 | 49.383 | SPANJE | | |
| 4.318 | 4.125 | 3.470 | 1.495 | 1.576 | 828 | 309 | 75 | 11.180 | 74.066 | 11.878 | 97.124 | FRANKRIJK | | |
| 567 | 704 | 816 | 315 | 175 | 80 | 36 | 16 | 4.474 | 18.811 | 2.142 | 25.427 | VERENIGD-KONINKRIJK | | |
| 319 | 239 | 216 | 171 | 164 | 116 | 37 | 8 | 221 | 3.424 | 951 | 4.596 | LUXEMBURG | | |
| 1.672 | 892 | 286 | 121 | 74 | 30 | 9 | 2 | 2.270 | 16.604 | 1.414 | 20.288 | GRIEKENLAND | | |
| 27 | 19 | 15 | 9 | 5 | 4 | - | - | 484 | 2.507 | 52 | 3.043 | IERLAND (EIRE) | | |
| 537 | 327 | 154 | 70 | 51 | 18 | 5 | 2 | 4.491 | 16.806 | 627 | 21.924 | PORTUGAL | | |
| 12.559 | 12.214 | 8.578 | 3.510 | 2.438 | 893 | 236 | 52 | 17.754 | 170.337 | 27.921 | 216.012 | ITALIE | | |
| 4.353 | 3.638 | 2.915 | 1.771 | 1.131 | 518 | 149 | 34 | 7.021 | 55.417 | 10.156 | 72.594 | NEDERLAND | | |
| 29.601 | 25.959 | 18.228 | 8.101 | 6.042 | 2.719 | 862 | 207 | 57.587 | 423.813 | 62.118 | 543.518 | † | | |
| | | | | | | | | | | | | AND. EUROPESE LANDEN | | |
| - | - | - | - | - | - | - | - | - | 3 | - | 3 | DUITSLAND (DEM. REP.) | | |
| 38 | 31 | 41 | 28 | 28 | 14 | 4 | - | 70 | 884 | 146 | 1.100 | OOSTENRIJK | | |
| 16 | 6 | 2 | 1 | 4 | 2 | - | - | 157 | 775 | 15 | 947 | FINLAND | | |
| 20 | 37 | 30 | 23 | 28 | 9 | 5 | 1 | 70 | 532 | 133 | 735 | HONGARIJE | | |
| 35 | 24 | 14 | 14 | 6 | 1 | 2 | 2 | 143 | 717 | 63 | 923 | NOORWEGEN | | |
| 243 | 341 | 325 | 192 | 236 | 162 | 55 | 12 | 424 | 3.155 | 1.323 | 4.902 | POLEN | | |
| 121 | 66 | 46 | 13 | 13 | 5 | 1 | - | 495 | 2.329 | 144 | 2.968 | ZWEDEN | | |
| 152 | 148 | 115 | 65 | 74 | 71 | 27 | 5 | 158 | 1.663 | 505 | 2.326 | ZWITSERLAND | | |
| 9 | 12 | 10 | 11 | 15 | 14 | 3 | 2 | 44 | 308 | 67 | 419 | TSJECHOSLOWAKIJE | | |
| 17 | 11 | 15 | 9 | 5 | 1 | 4 | - | 164 | 702 | 45 | 911 | USSR | | |
| 170 | 157 | 100 | 51 | 53 | 46 | 8 | 1 | 1.816 | 5.134 | 416 | 7.366 | JOEGOSLAVIE | | |
| 52 | 44 | 40 | 21 | 21 | 10 | 4 | 1 | 1.110 | 4.395 | 141 | 5.646 | ANDERE LANDEN VAN EUROPA | | |
| 873 | 877 | 738 | 428 | 483 | 335 | 113 | 24 | 4.851 | 20.597 | 2.998 | 28.246 | † | | |
| | | | | | | | | | | | | LANDEN VAN AZIE | | |
| 17 | 10 | 20 | 5 | 5 | 1 | 1 | 1 | 75 | 443 | 43 | 561 | TAIWAN | | |
| 29 | 20 | 5 | 2 | 1 | - | - | 1 | 650 | 2.705 | 29 | 3.384 | INDIE | | |
| 10 | 12 | 9 | 8 | 4 | 1 | 1 | - | 119 | 617 | 35 | 771 | INDONESIE | | |
| 17 | 8 | 6 | 2 | 3 | - | - | - | 792 | 2.501 | 19 | 3.312 | JAPAN | | |
| 1 | 5 | 5 | 1 | 2 | - | - | - | 70 | 189 | 13 | 272 | NOORD-VIETNAM | | |
| 52 | 55 | 39 | 19 | 9 | 1 | - | - | 401 | 2.646 | 123 | 3.170 | CHINA (VOLKSREP.) | | |
| 33 | 29 | 10 | 11 | 10 | 2 | 3 | - | 424 | 1.294 | 65 | 1.783 | IRAN | | |
| 21 | 22 | 22 | 16 | 13 | 8 | 3 | - | 495 | 1.338 | 84 | 1.917 | ISRAEL | | |
| 1 | 3 | - | 2 | - | - | - | - | 98 | 190 | 5 | 293 | JORDANIE | | |
| 44 | 37 | 17 | 18 | 8 | 2 | - | - | 434 | 1.517 | 82 | 2.033 | LIBANON | | |
| 10 | 3 | 11 | 3 | 3 | - | - | 1 | 365 | 1.860 | 21 | 2.246 | PAKISTAN | | |
| 1.857 | 503 | 129 | 60 | 40 | 9 | 7 | 5 | 31.128 | 56.421 | 753 | 88.302 | TURKIJE | | |
| 53 | 35 | 28 | 12 | 7 | 4 | 1 | 1 | 1.257 | 5.315 | 88 | 6.660 | ANDERE LANDEN VAN AZIE | | |
| 2.145 | 742 | 301 | 159 | 105 | 28 | 16 | 9 | 36.308 | 77.036 | 1.360 | 114.704 | † | | |
| | | | | | | | | | | | | LANDEN VAN AFRIKA | | |
| 3 | - | - | - | - | - | - | - | 105 | 488 | - | 593 | BURUNDI | | |
| 45 | 21 | 13 | 5 | 3 | 1 | - | - | 4.400 | 11.425 | 43 | 15.868 | ZAIRE | | |
| 1 | 2 | - | - | - | - | - | - | 62 | 418 | 2 | 482 | IVOORKUST | | |
| 14 | 8 | 8 | 6 | 4 | 1 | - | - | 68 | 683 | 27 | 778 | MAURITIUS /EILAND/ | | |
| 2 | 1 | 1 | 1 | - | - | - | - | 222 | 763 | 3 | 988 | RWANDA | | |
| 454 | 247 | 134 | 57 | 17 | 6 | 2 | - | 2.379 | 7.335 | 463 | 10.177 | ALGERIJE | | |
| 2.562 | 984 | 411 | 168 | 43 | 15 | 11 | 1 | 53.841 | 89.889 | 1.633 | 145.363 | MAROKKO | | |
| 59 | 26 | 9 | 1 | 3 | 2 | 1 | - | 1.678 | 4.328 | 42 | 6.048 | TUNESIE | | |
| 41 | 21 | 12 | 7 | 7 | 2 | - | 2 | 2.000 | 9.553 | 51 | 11.604 | ANDERE LANDEN VAN AFRIKA | | |
| 3.181 | 1.310 | 588 | 245 | 77 | 27 | 14 | 3 | 64.755 | 124.882 | 2.264 | 191.901 | † | | |

| NATIONALITEIT | LEEFTIJDSGROEP | | | | | | | | | | | |
|--------------------------------------|----------------|-------------|---------------|---------------|---------------|---------------|---------------|---------------|---------------|---------------|---------------|---------------|
| | 0-4 JAAR | 5-9 JAAR | 10-14 JAAR | 15-19 JAAR | 20-24 JAAR | 25-29 JAAR | 30-34 JAAR | 35-39 JAAR | 40-44 JAAR | 45-49 JAAR | 50-54 JAAR | 55-59 JAAR |
| LANDEN VAN AMERIKA | | | | | | | | | | | | |
| CANADA | 79 | 100 | 105 | 148 | 131 | 195 | 181 | 150 | 153 | 149 | 84 | 57 |
| VER. STATEN VAN AMERIKA | 960 | 972 | 903 | 894 | 816 | 940 | 1.143 | 1.120 | 1.038 | 894 | 575 | 383 |
| HAITI | 7 | 8 | 10 | 14 | 26 | 48 | 38 | 35 | 16 | 6 | 11 | 3 |
| BRAZILIE | 53 | 56 | 61 | 81 | 100 | 208 | 258 | 167 | 120 | 74 | 38 | 25 |
| CHILI | 50 | 88 | 70 | 96 | 129 | 189 | 197 | 188 | 145 | 123 | 64 | 34 |
| COLOMBIA | 40 | 33 | 39 | 35 | 42 | 114 | 163 | 99 | 60 | 40 | 22 | 8 |
| ANDERE LANDEN VAN AMERIKA | 132 | 195 | 195 | 253 | 311 | 535 | 599 | 434 | 251 | 131 | 75 | 48 |
| T | 1.321 | 1.452 | 1.383 | 1.521 | 1.555 | 2.229 | 2.579 | 2.193 | 1.783 | 1.417 | 869 | 558 |
| LANDEN VAN OCEANIE | | | | | | | | | | | | |
| AUSTRALIE | 20 | 37 | 30 | 71 | 39 | 57 | 52 | 57 | 49 | 38 | 23 | 16 |
| ANDERE LANDEN VAN OCEANIE | 9 | 10 | 9 | 12 | 7 | 20 | 24 | 22 | 27 | 12 | 4 | 5 |
| T | 29 | 47 | 39 | 83 | 46 | 77 | 76 | 79 | 76 | 50 | 27 | 21 |
| VLUCHTELINGEN | | | | | | | | | | | | |
| VLUCHTELINGEN (HERKOMST ONBEKEND) | 821 | 657 | 279 | 165 | 120 | 190 | 216 | 181 | 122 | 73 | 29 | 18 |
| VLUCHTELINGEN (HERKOMST BEKEND) | 516 | 895 | 1.229 | 1.210 | 1.435 | 1.961 | 2.164 | 1.798 | 1.286 | 943 | 585 | 563 |
| T | 1.337 | 1.552 | 1.508 | 1.375 | 1.555 | 2.151 | 2.380 | 1.979 | 1.408 | 1.016 | 614 | 581 |
| VADERLANDLOZEN - ONBEKENDEN | | | | | | | | | | | | |
| VADERLANDLOOS | 9 | 15 | 17 | 7 | 13 | 57 | 58 | 61 | 69 | 62 | 36 | 24 |
| T | 9 | 15 | 17 | 7 | 13 | 57 | 58 | 61 | 69 | 62 | 36 | 24 |
| TT | 54.885 | 56.659 | 60.466 | 63.529 | 80.323 | 97.791 | 96.165 | 84.273 | 69.997 | 57.704 | 47.013 | 42.418 |

| N.I.S. | | TABEL 02.01 G T | | | | | | | | | | BLZ. 2.- FOL. 2.- | | HET RIJK |
|--------------------------|---------------|---|---------------|---------------|---------------|---------------|-------------------|----------------|---------------|-------------------|---------------|--------------------------------------|--|----------|
| BEVOLKING OP 1-1-1994 | | BEVOLKING VAN VREEMDE NATIONALITEIT NAAR NATIONALITEIT, LEEFTIJDGROEPEN EN LEEFTIJDKLASSEN - TOTALE BEVOLKING - | | | | | | | | | | | | |
| LEEFTIJDGROEP | | | | | | | | LEEFTIJDKLASSE | | | ALGE- MEEN | NATIONALITEIT | | |
| 60-64 JAAR | 65-69 JAAR | 70-74 JAAR | 75-79 JAAR | 80-84 JAAR | 85-89 JAAR | 90-94 JAAR | 95 ANS EN MEER | 0-14 JAAR | 15-64 JAAR | 65 ANS EN MEER | TOTAAL | | | |
| | | | | | | | | | | | | LANDEN VAN AMERIKA | | |
| 47 | 43 | 50 | 28 | 11 | 3 | 3 | - | 284 | 1.295 | 138 | 1.717 | CANADA | | |
| 321 | 249 | 214 | 112 | 93 | 53 | 19 | 6 | 2.835 | 8.124 | 746 | 11.705 | VER. STATEN VAN AMERIKA | | |
| 4 | 3 | 4 | - | 1 | - | - | - | 25 | 201 | 8 | 234 | HAITI | | |
| 14 | 14 | 7 | 4 | 2 | 4 | 1 | - | 170 | 1.085 | 32 | 1.287 | BRAZILIE | | |
| 23 | 9 | 7 | 7 | 4 | 1 | - | - | 208 | 1.188 | 28 | 1.424 | CHILI | | |
| 4 | 3 | - | - | 1 | 2 | - | - | 112 | 587 | 6 | 705 | COLOMBIA | | |
| 36 | 17 | 19 | 12 | 7 | 6 | 2 | 2 | 522 | 2.673 | 65 | 3.260 | ANDERE LANDEN VAN AMERIKA | | |
| 449 | 338 | 301 | 163 | 119 | 69 | 25 | 8 | 4.156 | 15.153 | 1.023 | 20.332 | T | | |
| | | | | | | | | | | | | LANDEN VAN OCEANIE | | |
| 5 | 8 | 5 | 8 | 1 | - | - | - | 87 | 407 | 22 | 516 | AUSTRALIE | | |
| 1 | 1 | - | 1 | - | - | - | - | 28 | 134 | 2 | 164 | ANDERE LANDEN VAN OCEANIE | | |
| 6 | 9 | 5 | 9 | 1 | - | - | - | 115 | 541 | 24 | 680 | T | | |
| | | | | | | | | | | | | VLUCHTELINGEN | | |
| | | | | | | | | | | | | VLUCHTELINGEN (HERKOMST ONBEKEND) | | |
| 11 | 34 | 30 | 18 | 12 | 13 | 5 | - | 1.757 | 1.125 | 112 | 2.994 | VLUCHTELINGEN (HERKOMST BEKEND) | | |
| 539 | 839 | 799 | 342 | 244 | 147 | 55 | 21 | 2.640 | 12.484 | 2.447 | 17.571 | T | | |
| 550 | 873 | 829 | 360 | 256 | 160 | 60 | 21 | 4.397 | 13.609 | 2.559 | 20.565 | T | | |
| | | | | | | | | | | | | VADERLANDLOZEN - ONBEKENDEN | | |
| 37 | 48 | 25 | 20 | 30 | 20 | 11 | 3 | 41 | 424 | 157 | 622 | VADERLANDLOOS | | |
| 37 | 48 | 25 | 20 | 30 | 20 | 11 | 3 | 41 | 424 | 157 | 622 | T | | |
| 36.842 | 30.156 | 21.015 | 9.485 | 7.113 | 3.358 | 1.101 | 275 | 172.010 | 676.055 | 72.503 | 920.568 | TT | | |

| N.I.S. BEVOLKING OP 1-1-1994 | TABEL 02.01 G T BEVOLKING VAN VREEMDE NATIONALITEIT NAAR NATIONALITEIT, LEEFTIJDGROEPEN EN LEEFTIJDKLASSEN - TOTALE BEVOLKING - | | | | | | | | | | BLZ. 1.- FOL. 1.- GEWEST: 01 BRUSSELS HOOFD- STEDELIJK GEWEST | |
|------------------------------------|--|-------------|---------------|---------------|---------------|---------------|---------------|---------------|---------------|---------------|--|---------------|
| NATIONALITEIT | LEEFTIJDGROEP | | | | | | | | | | | |
| | 0-4 JAAR | 5-9 JAAR | 10-14 JAAR | 15-19 JAAR | 20-24 JAAR | 25-29 JAAR | 30-34 JAAR | 35-39 JAAR | 40-44 JAAR | 45-49 JAAR | 50-54 JAAR | 55-59 JAAR |
| ANDERE LANDEN LID VAN DE E.E.G. | | | | | | | | | | | | |
| DUITSLAND | 190 | 189 | 161 | 214 | 384 | 729 | 724 | 548 | 430 | 437 | 566 | 405 |
| DENEMARKEN | 58 | 69 | 50 | 86 | 124 | 194 | 144 | 140 | 124 | 147 | 106 | 57 |
| SPANJE | 702 | 899 | 1.087 | 1.337 | 1.989 | 2.657 | 2.604 | 2.175 | 1.666 | 1.741 | 1.473 | 1.917 |
| FRANKRIJK | 1.363 | 1.345 | 1.460 | 1.459 | 2.817 | 3.484 | 2.665 | 2.413 | 2.657 | 2.507 | 1.698 | 1.334 |
| VERENIGD-KONINKRIJK | 328 | 290 | 267 | 247 | 546 | 1.019 | 1.031 | 810 | 787 | 729 | 461 | 341 |
| LUXEMBURG | 25 | 12 | 17 | 16 | 123 | 235 | 152 | 117 | 95 | 91 | 80 | 71 |
| GRIEKENLAND | 322 | 398 | 514 | 636 | 913 | 1.232 | 1.128 | 979 | 778 | 673 | 557 | 707 |
| IERLAND (EIRE) | 70 | 64 | 40 | 44 | 236 | 340 | 254 | 204 | 133 | 80 | 52 | 34 |
| PORTUGAL | 1.098 | 947 | 914 | 855 | 1.298 | 1.902 | 1.924 | 1.436 | 1.014 | 706 | 482 | 444 |
| ITALIE | 935 | 1.145 | 1.405 | 1.828 | 2.805 | 3.314 | 3.094 | 2.558 | 2.419 | 2.309 | 2.133 | 1.786 |
| NEDERLAND | 130 | 89 | 71 | 110 | 388 | 728 | 615 | 434 | 317 | 345 | 288 | 214 |
| T | 5.221 | 5.447 | 5.986 | 6.832 | 11.623 | 15.834 | 14.335 | 11.814 | 10.420 | 9.765 | 7.896 | 7.310 |
| AND. EUROPESE LANDEN | | | | | | | | | | | | |
| DUITSLAND (DEM. REP.) | - | - | - | - | - | 1 | - | - | - | - | - | - |
| OOSTENRIJK | 7 | 8 | 6 | 7 | 24 | 49 | 43 | 34 | 25 | 27 | 27 | 15 |
| FINLAND | 9 | 12 | 4 | 15 | 39 | 64 | 63 | 37 | 26 | 33 | 18 | 9 |
| HONGARIJE | - | 4 | 15 | 18 | 24 | 18 | 12 | 25 | 21 | 19 | 14 | 11 |
| NOORWEGEN | 17 | 6 | 3 | 5 | 30 | 44 | 37 | 37 | 17 | 17 | 9 | 13 |
| POLEN | 21 | 41 | 61 | 47 | 72 | 136 | 143 | 130 | 89 | 45 | 32 | 31 |
| ZWEDEN | 41 | 32 | 32 | 29 | 109 | 134 | 142 | 96 | 63 | 89 | 131 | 79 |
| ZWITSERLAND | 17 | 11 | 9 | 16 | 58 | 98 | 94 | 75 | 58 | 52 | 63 | 62 |
| TSJECHOSLOWAKIJE | - | 14 | 9 | 11 | 15 | 21 | 21 | 33 | 26 | 14 | 12 | 5 |
| USSR | 16 | 31 | 41 | 30 | 30 | 44 | 55 | 65 | 55 | 56 | 31 | 21 |
| JOEGOSLAVIE | 305 | 233 | 224 | 234 | 300 | 377 | 320 | 225 | 258 | 153 | 138 | 112 |
| ANDERE LANDEN VAN EUROPA | 108 | 77 | 67 | 59 | 132 | 198 | 184 | 195 | 123 | 62 | 32 | 23 |
| T | 541 | 469 | 471 | 471 | 833 | 1.184 | 1.114 | 952 | 761 | 567 | 507 | 381 |
| LANDEN VAN AZIE | | | | | | | | | | | | |
| TAIWAN | 7 | 9 | 18 | 16 | 15 | 13 | 38 | 30 | 24 | 20 | 12 | 12 |
| INDIE | 44 | 37 | 28 | 23 | 31 | 114 | 147 | 95 | 66 | 29 | 15 | 17 |
| INDONESIE | 12 | 9 | 15 | 17 | 21 | 31 | 34 | 22 | 25 | 12 | 5 | 8 |
| JAPAN | 203 | 216 | 175 | 87 | 64 | 196 | 424 | 352 | 286 | 186 | 92 | 36 |
| NOORD-VIETNAM | 7 | 7 | - | 6 | 10 | 7 | 8 | 10 | 8 | 2 | 1 | 3 |
| CHINA (VOLKSREP.) | 31 | 29 | 34 | 22 | 54 | 132 | 226 | 207 | 101 | 51 | 27 | 19 |
| IRAN | 81 | 50 | 48 | 31 | 66 | 107 | 145 | 72 | 41 | 52 | 44 | 13 |
| ISRAEL | 69 | 73 | 43 | 45 | 43 | 68 | 87 | 93 | 82 | 45 | 19 | 13 |
| JORDANIE | 10 | 15 | 11 | 3 | 15 | 11 | 5 | 10 | 6 | 4 | 7 | 4 |
| LIBANON | 85 | 62 | 59 | 40 | 104 | 203 | 203 | 100 | 48 | 43 | 30 | 17 |
| PAKISTAN | 81 | 64 | 65 | 36 | 61 | 141 | 143 | 142 | 80 | 50 | 19 | 20 |
| TURKIJE | 2.493 | 2.310 | 2.517 | 2.477 | 2.323 | 2.301 | 1.903 | 1.530 | 1.146 | 804 | 722 | 528 |
| ANDERE LANDEN VAN AZIE | 196 | 183 | 139 | 131 | 211 | 448 | 489 | 362 | 235 | 129 | 79 | 37 |
| T | 3.319 | 3.064 | 3.152 | 2.934 | 3.018 | 3.772 | 3.852 | 3.025 | 2.148 | 1.427 | 1.072 | 727 |
| LANDEN VAN AFRIKA | | | | | | | | | | | | |
| BURUNDI | 17 | 10 | 10 | 11 | 21 | 64 | 47 | 30 | 18 | 6 | 2 | 1 |
| ZAIRE | 691 | 587 | 582 | 591 | 824 | 1.007 | 925 | 657 | 381 | 211 | 112 | 46 |
| IVOORKUST | 10 | 5 | 8 | 16 | 43 | 47 | 52 | 30 | 14 | 5 | - | - |
| MAURITIUS /EILAND/ | 6 | 6 | 5 | 9 | 26 | 34 | 40 | 23 | 24 | 22 | 11 | 6 |
| RWANDA | 36 | 37 | 17 | 11 | 52 | 97 | 63 | 47 | 22 | 8 | 5 | - |
| ALGERIJE | 176 | 170 | 182 | 177 | 163 | 238 | 233 | 208 | 162 | 131 | 135 | 134 |
| MAROKKO | 8.902 | 9.030 | 9.171 | 8.320 | 6.729 | 6.885 | 6.945 | 5.705 | 4.317 | 2.813 | 2.972 | 2.645 |
| TUNESIE | 289 | 246 | 213 | 164 | 143 | 297 | 285 | 343 | 311 | 206 | 118 | 61 |
| ANDERE LANDEN VAN AFRIKA | 295 | 273 | 230 | 225 | 635 | 714 | 677 | 514 | 327 | 112 | 66 | 50 |
| T | 10.422 | 10.364 | 10.418 | 9.524 | 8.636 | 9.383 | 9.267 | 7.557 | 5.576 | 3.514 | 3.421 | 2.943 |

| N.I.S. | | TABEL 02.01 G T | | | | | | BLZ. 1.- FOL. 2.- | | | GEWEST: 01 | | |
|--------------------------|---------------|---|---------------|---------------|---------------|---------------|-------------------|-------------------|---------------|-------------------|---------------|-------------------------------------|------------------------------------|
| BEVOLKING OP 1-1-1994 | | BEVOLKING VAN VREEMDE NATIONALITEIT NAAR NATIONALITEIT, LEEFTIJDGROEPEN EN LEEFTIJDKLASSEN - TOTALE BEVOLKING - | | | | | | | | | | BRUSSELS HOOFD- STEDELIJK GEWEST | |
| LEEFTIJDGROEP | | | | | | | | LEEFTIJDKLASSE | | | ALGE- MEEN | NATIONALITEIT | |
| 60-64 JAAR | 65-69 JAAR | 70-74 JAAR | 75-79 JAAR | 80-84 JAAR | 85-89 JAAR | 90-94 JAAR | 95 ANS EN MEER | 0-14 JAAR | 15-64 JAAR | 65 ANS EN MEER | TOTAAL | | |
| | | | | | | | | | | | | | ANDERE LANDEN LID VAN DE E.E.G. |
| 191 | 134 | 103 | 42 | 28 | 28 | 15 | - | 540 | 4.628 | 350 | 5.518 | | DUITSLAND |
| 21 | 15 | 8 | 3 | 5 | - | - | 1 | 177 | 1.143 | 32 | 1.352 | | DENEMARKEN |
| 1.856 | 1.131 | 474 | 191 | 102 | 46 | 13 | 4 | 2.688 | 19.415 | 1.961 | 24.064 | | SPANJE |
| 1.100 | 955 | 834 | 365 | 376 | 205 | 87 | 22 | 4.168 | 22.134 | 2.844 | 29.146 | | FRANKRIJK |
| 177 | 194 | 233 | 116 | 63 | 29 | 16 | 6 | 885 | 6.148 | 657 | 7.690 | | VERENIGD-KONINKRIJK |
| 91 | 85 | 75 | 60 | 52 | 36 | 11 | 6 | 54 | 1.071 | 325 | 1.450 | | LUXEMBURG |
| 804 | 423 | 143 | 62 | 43 | 14 | 4 | 1 | 1.234 | 8.407 | 690 | 10.331 | | GRIEKENLAND |
| 13 | 6 | 3 | 3 | 1 | 2 | - | - | 174 | 1.390 | 15 | 1.579 | | IERLAND (EIRE) |
| 272 | 178 | 98 | 47 | 28 | 7 | 2 | 2 | 2.959 | 10.333 | 362 | 13.654 | | PORTUGAL |
| 1.382 | 1.046 | 714 | 330 | 256 | 128 | 37 | 13 | 3.485 | 23.628 | 2.524 | 29.637 | | ITALIE |
| 214 | 217 | 204 | 119 | 133 | 71 | 24 | 8 | 290 | 3.653 | 776 | 4.719 | | NEDERLAND |
| 6.121 | 4.384 | 2.889 | 1.338 | 1.087 | 566 | 209 | 63 | 16.654 | 101.950 | 10.536 | 129.140 | | T |
| | | | | | | | | | | | | | AND. EUROPESE LANDEN |
| - | - | - | - | - | - | - | - | - | 1 | - | 1 | | DUITSLAND (DEM. REP.) |
| 6 | 15 | 21 | 18 | 17 | 9 | 2 | - | 21 | 257 | 82 | 360 | | OOSTENRIJK |
| 2 | 1 | 1 | - | 2 | 2 | - | - | 25 | 306 | 6 | 337 | | FINLAND |
| 7 | 11 | 8 | 6 | 8 | 5 | 2 | - | 19 | 169 | 40 | 228 | | HONGARIJE |
| 9 | 4 | 3 | 2 | - | - | - | 1 | 26 | 218 | 10 | 254 | | NOORWEGEN |
| 30 | 28 | 16 | 21 | 9 | 11 | 4 | 1 | 123 | 755 | 90 | 968 | | POLEN |
| 48 | 27 | 20 | 6 | 3 | 2 | 1 | - | 105 | 920 | 59 | 1.084 | | ZWEDEN |
| 53 | 46 | 36 | 26 | 35 | 38 | 16 | 1 | 37 | 629 | 198 | 864 | | ZWITSERLAND |
| 3 | 2 | - | 1 | 2 | 2 | 1 | 1 | 23 | 161 | 9 | 193 | | TSJECOSLOWAKIJE |
| 8 | 5 | 4 | 3 | 1 | - | 1 | - | 88 | 395 | 14 | 497 | | USSR |
| 77 | 44 | 22 | 7 | 6 | 10 | 2 | 1 | 762 | 2.194 | 92 | 3.048 | | JOEGOSLAVIE |
| 8 | 9 | 9 | 6 | 5 | 3 | 1 | - | 252 | 1.016 | 33 | 1.301 | | ANDERE LANDEN VAN EUROPA |
| 251 | 192 | 140 | 96 | 88 | 82 | 30 | 5 | 1.481 | 7.021 | 633 | 9.135 | | T |
| | | | | | | | | | | | | | LANDEN VAN AZIE |
| 4 | 4 | 10 | 1 | 2 | 1 | 1 | 1 | 34 | 184 | 20 | 238 | | TAIWAN |
| 7 | 6 | 3 | - | - | - | - | 1 | 109 | 544 | 10 | 663 | | INDIE |
| 1 | 4 | - | 1 | 1 | - | - | - | 36 | 176 | 6 | 218 | | INDONESIE |
| 12 | 4 | 4 | 1 | 3 | - | - | - | 594 | 1.735 | 12 | 2.341 | | JAPAN |
| 1 | 1 | 2 | 1 | 1 | - | - | - | 14 | 56 | 5 | 75 | | NOORD-VIETNAM |
| 12 | 12 | 12 | 4 | 2 | - | - | - | 94 | 851 | 30 | 975 | | CHINA (VOLKSREP.) |
| 21 | 14 | 4 | 10 | 7 | 2 | 1 | - | 179 | 592 | 38 | 809 | | IRAN |
| 12 | 10 | 7 | 4 | 6 | 7 | 3 | - | 185 | 507 | 37 | 729 | | ISRAEL |
| 1 | 1 | - | 1 | - | - | - | - | 36 | 66 | 2 | 104 | | JORDANIE |
| 28 | 21 | 6 | 11 | 4 | 1 | - | - | 206 | 816 | 43 | 1.065 | | LIBANON |
| 6 | 2 | 6 | 3 | 3 | - | - | - | 210 | 698 | 14 | 922 | | PAKISTAN |
| 473 | 184 | 60 | 30 | 15 | 4 | 6 | 2 | 7.320 | 14.207 | 301 | 21.828 | | TURKIJE |
| 28 | 10 | 15 | 7 | 3 | 2 | 1 | - | 518 | 2.149 | 38 | 2.705 | | ANDERE LANDEN VAN AZIE |
| 606 | 273 | 129 | 74 | 47 | 17 | 12 | 4 | 9.535 | 22.581 | 556 | 32.672 | | T |
| | | | | | | | | | | | | | LANDEN VAN AFRIKA |
| 1 | - | - | - | - | - | - | - | 37 | 201 | - | 238 | | BURUNDI |
| 25 | 11 | 6 | 2 | 2 | 1 | - | - | 1.860 | 4.779 | 22 | 6.661 | | ZAIRE |
| 1 | 1 | - | - | - | - | - | - | 23 | 208 | 1 | 232 | | IVOORKUST |
| 5 | 4 | 1 | 2 | 1 | - | - | - | 17 | 200 | 8 | 225 | | MAURITIUS /EILAND/ |
| - | 1 | 1 | 1 | - | - | - | - | 90 | 305 | 3 | 398 | | RWANDA |
| 101 | 52 | 38 | 16 | 7 | 2 | - | - | 528 | 1.682 | 115 | 2.325 | | ALGERIJE |
| 1.496 | 639 | 289 | 128 | 31 | 10 | 4 | - | 27.103 | 48.827 | 1.101 | 77.031 | | MAROKKO |
| 33 | 14 | 4 | 1 | 2 | 1 | 1 | - | 748 | 1.961 | 23 | 2.732 | | TUNESIE |
| 27 | 11 | 3 | 4 | 5 | 1 | - | 2 | 798 | 3.347 | 26 | 4.171 | | ANDERE LANDEN VAN AFRIKA |
| 1.689 | 733 | 342 | 154 | 48 | 15 | 5 | 2 | 31.204 | 61.510 | 1.299 | 94.013 | | T |

| NATIONALITEIT | LEEFTIJDSGROEP | | | | | | | | | | | |
|--------------------------------------|----------------|-------------|---------------|---------------|---------------|---------------|---------------|---------------|---------------|---------------|---------------|---------------|
| | 0-4 JAAR | 5-9 JAAR | 10-14 JAAR | 15-19 JAAR | 20-24 JAAR | 25-29 JAAR | 30-34 JAAR | 35-39 JAAR | 40-44 JAAR | 45-49 JAAR | 50-54 JAAR | 55-59 JAAR |
| LANDEN VAN AMERIKA | | | | | | | | | | | | |
| CANADA | 29 | 19 | 16 | 23 | 38 | 84 | 77 | 55 | 58 | 54 | 30 | 28 |
| VER. STATEN VAN AMERIKA | 147 | 109 | 81 | 104 | 158 | 329 | 370 | 310 | 264 | 220 | 200 | 129 |
| HAITI | 6 | 5 | 6 | 11 | 10 | 31 | 28 | 25 | 15 | 3 | 7 | 3 |
| BRAZILIE | 9 | 13 | 19 | 13 | 33 | 65 | 87 | 47 | 52 | 32 | 18 | 14 |
| CHILI | 17 | 19 | 22 | 30 | 43 | 53 | 58 | 70 | 46 | 38 | 16 | 16 |
| COLOMBIA | 24 | 20 | 24 | 19 | 31 | 68 | 96 | 63 | 39 | 30 | 11 | 2 |
| ANDERE LANDEN VAN AMERIKA | 35 | 46 | 57 | 62 | 98 | 198 | 215 | 178 | 113 | 68 | 44 | 20 |
| T | 267 | 231 | 225 | 262 | 411 | 828 | 931 | 748 | 587 | 445 | 326 | 212 |
| LANDEN VAN OCEANIE | | | | | | | | | | | | |
| AUSTRALIE | 10 | 8 | 6 | 6 | 11 | 15 | 20 | 24 | 12 | 10 | 6 | 7 |
| ANDERE LANDEN VAN OCEANIE | 4 | 1 | - | 1 | 1 | 6 | 12 | 6 | 7 | 3 | 1 | 2 |
| T | 14 | 9 | 6 | 7 | 12 | 21 | 32 | 30 | 19 | 13 | 7 | 9 |
| VLUCHTELINGEN | | | | | | | | | | | | |
| VLUCHTELINGEN (HERKOMST ONBEKEND) | 573 | 480 | 186 | 101 | 39 | 75 | 79 | 50 | 20 | 20 | 12 | 6 |
| VLUCHTELINGEN (HERKOMST BEKEND) | 173 | 335 | 591 | 654 | 803 | 959 | 1.082 | 908 | 663 | 443 | 334 | 307 |
| T | 746 | 815 | 777 | 755 | 842 | 1.034 | 1.161 | 958 | 683 | 463 | 346 | 313 |
| VADERLANDLOZEN - ONBEKENDEN | | | | | | | | | | | | |
| VADERLANDLOOS | 5 | 14 | 6 | 5 | 3 | 13 | 19 | 9 | 18 | 11 | 6 | 7 |
| T | 5 | 14 | 6 | 5 | 3 | 13 | 19 | 9 | 18 | 11 | 6 | 7 |
| TT | 20.535 | 20.413 | 21.041 | 20.790 | 25.378 | 32.069 | 30.711 | 25.093 | 20.212 | 16.205 | 13.581 | 11.902 |

N.I.S. TABEL O2.01 G T BLZ. 2.- FOL. 1.-
 BEVOLKING VAN VREEMDE NATIONALITEIT NAAR NATIONALITEIT,
 LEEFTIJDSGROEPEN EN LEEFTIJDSSKlassen
 - TOTALE BEVOLKING -

GEWEST: 01

BRUSSELS HOOFD-
 STEDELIJK GEWEST

BEVOLKING
 OP 1-1-1994

| N.I.S. BEVOLKING OP 1-1-1994 | | TABEL 02.01 G T | | | | | | | BLZ. 2.- FOL. 2.- | | | GEWEST: 01 BRUSSELS HOOFD- STEDELIJK GEWEST | |
|------------------------------------|---------------|-----------------|---------------|---------------|---------------|---------------|-------------------|----------------|-------------------|-------------------|---------------|---|--|
| LEEFTIJDGROEP | | | | | | | | LEEFTIJDKLASSE | | | ALGE- MEEN | NATIONALITEIT | |
| 60-64 JAAR | 65-69 JAAR | 70-74 JAAR | 75-79 JAAR | 80-84 JAAR | 85-89 JAAR | 90-94 JAAR | 95 ANS EN MEER | 0-14 JAAR | 15-64 JAAR | 65 ANS EN MEER | TOTAAL | | |
| | | | | | | | | | | | | LANDEN VAN AMERIKA | |
| 12 | 14 | 9 | 4 | 2 | 2 | - | - | 64 | 459 | 31 | 554 | CANADA | |
| 104 | 94 | 71 | 22 | 29 | 13 | - | 3 | 337 | 2.188 | 234 | 2.759 | VER. STATEN VAN AMERIKA | |
| 2 | 2 | 2 | - | 1 | - | - | - | 17 | 135 | 5 | 157 | HAITI | |
| 7 | 7 | 2 | 2 | - | 3 | - | - | 41 | 368 | 14 | 423 | BRAZILIE | |
| 6 | 3 | 3 | 4 | 2 | 1 | - | - | 58 | 376 | 13 | 447 | CHILI | |
| 1 | 1 | - | - | - | 1 | - | - | 68 | 360 | 2 | 430 | COLOMBIA | |
| 21 | 11 | 7 | 8 | 2 | 3 | 1 | 1 | 138 | 1.017 | 33 | 1.188 | ANDERE LANDEN VAN AMERIKA | |
| 153 | 132 | 94 | 40 | 36 | 23 | 4 | 3 | 723 | 4.903 | 332 | 5.958 | T | |
| | | | | | | | | | | | | LANDEN VAN OCEANIE | |
| 3 | 4 | 1 | 1 | - | - | - | - | 24 | 114 | 6 | 144 | AUSTRALIE | |
| 1 | 1 | - | - | - | - | - | - | 5 | 40 | 1 | 46 | ANDERE LANDEN VAN OCEANIE | |
| 4 | 5 | 1 | 1 | - | - | - | - | 29 | 154 | 7 | 190 | T | |
| | | | | | | | | | | | | VLUCHTELINGEN | |
| 3 | 13 | 8 | 7 | 6 | 7 | 2 | - | 1.239 | 405 | 43 | 1.687 | VLUCHTELINGEN (HERKOMST ONBEKEND) | |
| 285 | 244 | 198 | 96 | 94 | 61 | 24 | 16 | 1.099 | 6.438 | 733 | 8.270 | VLUCHTELINGEN (HERKOMST BEKEND) | |
| 288 | 257 | 206 | 103 | 100 | 68 | 26 | 16 | 2.338 | 6.843 | 776 | 9.957 | T | |
| | | | | | | | | | | | | VADERLANDLOZEN - ONBEKENDEN | |
| 10 | 14 | 5 | 6 | 14 | 10 | 4 | 1 | 25 | 101 | 54 | 180 | VADERLANDLOOS | |
| 10 | 14 | 5 | 6 | 14 | 10 | 4 | 1 | 25 | 101 | 54 | 180 | T | |
| 9.122 | 5.990 | 3.806 | 1.812 | 1.420 | 781 | 290 | 94 | 61.989 | 205.063 | 14.193 | 281.245 | TT | |

| N.I.S. BEVOLKING OP 1-1-1994 | TABEL O2.01 G T | | | | | | | | | | BLZ. 1.- FOL. 1.- | | GEWEST: O2 | |
|------------------------------------|---|-------------|---------------|---------------|---------------|---------------|---------------|---------------|---------------|---------------|-------------------|---------------|---------------|--|
| | BEVOLKING VAN VREEMDE NATIONALITEIT NAAR NATIONALITEIT, LEEFTIJDGROEPEN EN LEEFTIJDKlassen - TOTALE BEVOLKING - | | | | | | | | | | | | VLAAMS GEWEST | |
| NATIONALITEIT | LEEFTIJDGROEP | | | | | | | | | | | | | |
| | 0-4 JAAR | 5-9 JAAR | 10-14 JAAR | 15-19 JAAR | 20-24 JAAR | 25-29 JAAR | 30-34 JAAR | 35-39 JAAR | 40-44 JAAR | 45-49 JAAR | 50-54 JAAR | 55-59 JAAR | | |
| ANDERE LANDEN LID VAN DE E.E.G. | | | | | | | | | | | | | | |
| DUITSLAND | 349 | 434 | 430 | 501 | 709 | 1.157 | 1.029 | 849 | 830 | 844 | 1.143 | 812 | | |
| DENEMARKEN | 59 | 65 | 89 | 78 | 87 | 99 | 85 | 64 | 106 | 115 | 82 | 49 | | |
| SPANJE | 268 | 349 | 478 | 554 | 864 | 1.215 | 1.205 | 966 | 719 | 647 | 497 | 671 | | |
| FRANKRIJK | 534 | 543 | 612 | 664 | 1.143 | 1.582 | 1.309 | 1.369 | 1.681 | 1.576 | 989 | 770 | | |
| VERENIGD-KONINKRIJK | 752 | 799 | 837 | 707 | 816 | 903 | 1.191 | 1.283 | 1.394 | 1.318 | 650 | 437 | | |
| LUXEMBURG | 13 | 11 | 5 | 19 | 44 | 69 | 86 | 63 | 53 | 50 | 46 | 51 | | |
| GRIEKENLAND | 133 | 166 | 176 | 252 | 307 | 465 | 470 | 449 | 322 | 210 | 192 | 313 | | |
| IERLAND (EIRE) | 79 | 71 | 89 | 49 | 146 | 149 | 138 | 128 | 116 | 71 | 46 | 10 | | |
| PORTUGAL | 244 | 231 | 244 | 223 | 341 | 511 | 491 | 449 | 320 | 222 | 178 | 175 | | |
| ITALIE | 535 | 654 | 1.034 | 1.524 | 2.322 | 2.569 | 2.769 | 2.968 | 2.460 | 1.950 | 1.428 | 1.211 | | |
| NEDERLAND | 2.060 | 2.005 | 2.147 | 2.639 | 4.653 | 6.237 | 5.928 | 5.218 | 4.876 | 5.308 | 4.725 | 3.969 | | |
| T | 5.026 | 5.328 | 6.141 | 7.210 | 11.432 | 14.956 | 14.701 | 13.806 | 12.877 | 12.311 | 9.976 | 8.468 | | |
| AND. EUROPESE LANDEN | | | | | | | | | | | | | | |
| DUITSLAND (DEM. REP.) | - | - | - | - | - | 1 | - | - | - | - | - | - | | |
| OOSTENRIJK | 16 | 13 | 13 | 23 | 36 | 60 | 49 | 57 | 54 | 85 | 45 | 24 | | |
| FINLAND | 47 | 13 | 12 | 20 | 27 | 66 | 63 | 43 | 29 | 33 | 13 | 13 | | |
| HONGARIJE | 3 | 18 | 9 | 16 | 41 | 41 | 38 | 21 | 13 | 5 | 7 | 8 | | |
| NOORWEGEN | 13 | 10 | 18 | 17 | 32 | 42 | 38 | 22 | 31 | 48 | 33 | 39 | | |
| POLEN | 30 | 79 | 84 | 64 | 192 | 190 | 186 | 161 | 118 | 62 | 25 | 39 | | |
| ZWEDEN | 49 | 62 | 56 | 65 | 82 | 77 | 84 | 77 | 74 | 109 | 81 | 53 | | |
| ZWITSERLAND | 29 | 27 | 28 | 28 | 61 | 78 | 80 | 76 | 53 | 62 | 65 | 54 | | |
| TSJECHOSLOWAKIJE | 3 | 6 | 6 | 4 | 19 | 21 | 18 | 11 | 2 | 8 | 3 | 4 | | |
| USSR | 15 | 14 | 24 | 13 | 34 | 34 | 45 | 29 | 25 | 16 | 9 | 6 | | |
| JOEGOSLAVIE | 203 | 158 | 95 | 90 | 207 | 309 | 266 | 185 | 165 | 105 | 93 | 36 | | |
| ANDERE LANDEN VAN EUROPA | 233 | 146 | 120 | 114 | 316 | 500 | 398 | 280 | 199 | 82 | 50 | 27 | | |
| T | 641 | 546 | 465 | 454 | 1.047 | 1.419 | 1.265 | 962 | 763 | 615 | 424 | 303 | | |
| LANDEN VAN AZIE | | | | | | | | | | | | | | |
| TAIWAN | 8 | 6 | 12 | 14 | 17 | 44 | 39 | 21 | 17 | 14 | 3 | 6 | | |
| INDIE | 198 | 168 | 130 | 99 | 217 | 365 | 369 | 268 | 155 | 100 | 36 | 26 | | |
| INDONESIE | 39 | 21 | 21 | 22 | 35 | 88 | 85 | 61 | 37 | 23 | 13 | 14 | | |
| JAPAN | 80 | 66 | 42 | 52 | 38 | 84 | 141 | 118 | 104 | 77 | 31 | 17 | | |
| NOORD-VIETNAM | 22 | 14 | 7 | 6 | 13 | 16 | 15 | 7 | 9 | 3 | 1 | - | | |
| CHINA (VOLKSREP.) | 84 | 69 | 35 | 49 | 93 | 218 | 348 | 250 | 84 | 77 | 55 | 41 | | |
| IRAN | 67 | 69 | 76 | 37 | 43 | 104 | 121 | 78 | 47 | 41 | 30 | 7 | | |
| ISRAEL | 101 | 94 | 102 | 93 | 104 | 84 | 116 | 132 | 96 | 70 | 29 | 24 | | |
| JORDANIE | 17 | 23 | 3 | 3 | 11 | 17 | 14 | 6 | 2 | 4 | 6 | 1 | | |
| LIBANON | 61 | 47 | 43 | 35 | 72 | 93 | 83 | 49 | 21 | 27 | 19 | 11 | | |
| PAKISTAN | 56 | 44 | 21 | 26 | 104 | 246 | 198 | 124 | 65 | 32 | 18 | 8 | | |
| TURKIJE | 5.468 | 5.081 | 5.493 | 5.164 | 4.824 | 4.527 | 3.986 | 2.952 | 2.046 | 1.323 | 1.377 | 1.175 | | |
| ANDERE LANDEN VAN AZIE | 184 | 181 | 182 | 161 | 319 | 565 | 601 | 362 | 198 | 91 | 36 | 19 | | |
| T | 6.385 | 5.883 | 6.167 | 5.761 | 5.890 | 6.451 | 6.116 | 4.428 | 2.881 | 1.882 | 1.654 | 1.349 | | |
| LANDEN VAN AFRIKA | | | | | | | | | | | | | | |
| BURUNDI | 10 | 8 | 1 | - | 6 | 16 | 23 | 13 | 2 | 1 | - | 1 | | |
| ZAIRE | 362 | 300 | 244 | 243 | 327 | 567 | 461 | 249 | 129 | 60 | 34 | 18 | | |
| IVOORKUST | 5 | 2 | 4 | 4 | 14 | 20 | 15 | 10 | 2 | - | - | - | | |
| MAURITIUS /EILAND/ | - | 2 | 7 | 18 | 13 | 12 | 9 | 10 | 12 | 5 | 7 | - | | |
| RWANDA | 22 | 28 | 14 | 3 | 12 | 34 | 34 | 13 | 6 | 3 | 3 | 1 | | |
| ALGERIJE | 166 | 132 | 122 | 104 | 76 | 131 | 152 | 134 | 101 | 91 | 134 | 93 | | |
| MAROKKO | 6.544 | 6.382 | 6.348 | 5.321 | 3.942 | 3.591 | 3.394 | 2.816 | 2.051 | 1.389 | 1.723 | 1.492 | | |
| TUNESIE | 215 | 210 | 208 | 170 | 115 | 183 | 174 | 215 | 212 | 145 | 72 | 38 | | |
| ANDERE LANDEN VAN AFRIKA | 314 | 228 | 141 | 170 | 386 | 939 | 908 | 616 | 257 | 90 | 35 | 18 | | |
| T | 7.638 | 7.292 | 7.089 | 6.033 | 4.891 | 5.493 | 5.170 | 4.076 | 2.772 | 1.784 | 2.008 | 1.661 | | |

| N.I.S. BEVOLKING OP 1-1-1994 | | TABEL 02.01 G T BEVOLKING VAN VREEMDE NATIONALITEIT NAAR NATIONALITEIT, LEEFTIJDGROEPEN EN LEEFTIJDKlassen - TOTALE BEVOLKING - | | | | | | | BLZ. 1.- FOL. 2.- | | | GEWEST: 02 VLAAMS GEWEST | |
|------------------------------------|---------------|--|---------------|---------------|---------------|---------------|-------------------|--------------|-------------------|-------------------|---------------|-----------------------------|------------------------------------|
| LEEFTIJDGROEP | | | | | | | LEEFTIJDKlasse | | | ALGE- MEEN | NATIONALITEIT | | |
| 60-64 JAAR | 65-69 JAAR | 70-74 JAAR | 75-79 JAAR | 80-84 JAAR | 85-89 JAAR | 90-94 JAAR | 95 ANS EN MEER | 0-14 JAAR | 15-64 JAAR | 65 ANS EN MEER | | TOTAAL | |
| | | | | | | | | | | | | | ANDERE LANDEN LID VAN DE E.E.G. |
| 450 | 422 | 275 | 78 | 85 | 44 | 11 | 5 | 1.213 | 8.324 | 920 | 10.457 | | DUITSLAND |
| 27 | 23 | 17 | 6 | 6 | 2 | 1 | 1 | 213 | 792 | 56 | 1.061 | | DENEMARKEN |
| 692 | 423 | 155 | 50 | 29 | 10 | 6 | 1 | 1.095 | 8.030 | 674 | 9.799 | | SPANJE |
| 636 | 613 | 538 | 254 | 245 | 130 | 41 | 11 | 1.689 | 11.719 | 1.832 | 15.240 | | FRANKRIJK |
| 271 | 390 | 459 | 152 | 90 | 37 | 15 | 5 | 2.388 | 8.970 | 1.148 | 12.506 | | VERENIGD-KONINKRIJK |
| 51 | 43 | 27 | 15 | 18 | 15 | 6 | - | 29 | 532 | 124 | 685 | | LUXEMBURG |
| 269 | 139 | 35 | 24 | 13 | 6 | 3 | - | 475 | 3.249 | 220 | 3.944 | | GRIEKENLAND |
| 10 | 10 | 9 | 3 | 2 | 1 | - | - | 239 | 863 | 25 | 1.127 | | IERLAND (EIRE) |
| 105 | 58 | 22 | 13 | 6 | 5 | 2 | - | 719 | 3.015 | 106 | 3.840 | | PORTUGAL |
| 1.168 | 1.024 | 686 | 269 | 173 | 61 | 8 | 5 | 2.223 | 20.369 | 2.226 | 24.818 | | ITALIE |
| 3.731 | 3.053 | 2.363 | 1.446 | 880 | 393 | 106 | 22 | 6.212 | 47.284 | 8.263 | 61.759 | | NEDERLAND |
| 7.410 | 6.198 | 4.586 | 2.310 | 1.547 | 704 | 199 | 50 | 16.495 | 113.147 | 15.594 | 145.236 | | T |
| | | | | | | | | | | | | | AND. EUROPESE LANDEN |
| - | - | - | - | - | - | - | - | - | 1 | - | 1 | | DUITSLAND (DEM. REP.) |
| 21 | 14 | 16 | 8 | 9 | 4 | 2 | - | 42 | 454 | 53 | 549 | | OOSTENRIJK |
| 13 | 4 | - | - | 1 | - | - | - | 72 | 320 | 5 | 397 | | FINLAND |
| 7 | 3 | 10 | 12 | 12 | 4 | 2 | - | 30 | 197 | 43 | 270 | | HONGARIJE |
| 24 | 20 | 11 | 10 | 6 | 1 | 1 | 1 | 41 | 326 | 50 | 417 | | NOORWEGEN |
| 44 | 68 | 66 | 28 | 39 | 23 | 6 | 3 | 193 | 1.081 | 233 | 1.507 | | POLEN |
| 42 | 23 | 19 | 4 | 5 | 2 | - | - | 167 | 744 | 53 | 964 | | ZWEDEN |
| 57 | 49 | 39 | 18 | 15 | 14 | 4 | 1 | 84 | 614 | 140 | 838 | | ZWITSERLAND |
| 2 | 1 | 3 | 2 | - | 3 | - | - | 15 | 92 | 9 | 116 | | TSJECHOSLOWAKIJE |
| 6 | 2 | 4 | 2 | - | 1 | - | - | 53 | 217 | 9 | 279 | | USSR |
| 36 | 28 | 12 | 7 | 3 | 7 | 1 | - | 456 | 1.492 | 58 | 2.006 | | JOEGOSLAVIE |
| 22 | 14 | 13 | 3 | 5 | 3 | 2 | 1 | 499 | 1.988 | 41 | 2.528 | | ANDERE LANDEN VAN EUROPA |
| 274 | 226 | 193 | 94 | 95 | 62 | 18 | 6 | 1.652 | 7.526 | 694 | 9.872 | | T |
| | | | | | | | | | | | | | LANDEN VAN AZIE |
| 9 | 1 | 3 | 3 | 2 | - | - | - | 26 | 184 | 9 | 219 | | TAIWAN |
| 20 | 10 | 2 | 1 | 1 | - | - | - | 496 | 1.655 | 14 | 2.165 | | INDIE |
| 9 | 8 | 9 | 7 | 3 | 1 | 1 | - | 81 | 387 | 29 | 497 | | INDONESIE |
| 5 | 2 | 2 | 1 | - | - | - | - | 188 | 667 | 5 | 860 | | JAPAN |
| - | 1 | 2 | - | 1 | - | - | - | 43 | 70 | 4 | 117 | | NOORD-VIETNAM |
| 28 | 38 | 19 | 11 | 7 | 1 | - | - | 188 | 1.243 | 76 | 1.507 | | CHINA (VOLKSREP.) |
| 6 | 10 | 2 | - | 2 | - | 1 | - | 212 | 514 | 15 | 741 | | IRAN |
| 8 | 11 | 14 | 12 | 6 | 1 | - | - | 297 | 756 | 44 | 1.097 | | ISRAEL |
| - | 1 | - | - | - | - | - | - | 43 | 64 | 1 | 108 | | JORDANIE |
| 10 | 10 | 8 | 5 | 2 | - | - | - | 151 | 420 | 25 | 596 | | LIBANON |
| 2 | 1 | 2 | - | - | - | - | 1 | 121 | 823 | 4 | 948 | | PAKISTAN |
| 881 | 208 | 47 | 25 | 18 | 4 | 1 | 2 | 16.042 | 28.255 | 305 | 44.602 | | TURKIJE |
| 16 | 13 | 9 | 2 | 2 | 1 | - | 1 | 547 | 2.368 | 28 | 2.943 | | ANDERE LANDEN VAN AZIE |
| 994 | 314 | 119 | 67 | 44 | 8 | 3 | 4 | 18.435 | 37.406 | 559 | 56.400 | | T |
| | | | | | | | | | | | | | LANDEN VAN AFRIKA |
| 2 | - | - | - | - | - | - | - | 19 | 64 | - | 83 | | BURUNDI |
| 4 | 3 | 4 | - | 1 | - | - | - | 906 | 2.092 | 8 | 3.006 | | ZAIRE |
| - | - | - | - | - | - | - | - | 11 | 65 | - | 76 | | IVOORKUST |
| 3 | 2 | 3 | 1 | 1 | 1 | - | - | 9 | 89 | 8 | 106 | | MAURITIUS /EILAND/ |
| 1 | - | - | - | - | - | - | - | 64 | 110 | - | 174 | | RWANDA |
| 49 | 21 | 6 | 4 | 1 | 1 | - | - | 420 | 1.065 | 33 | 1.518 | | ALGERIJE |
| 669 | 221 | 78 | 18 | 8 | 4 | 2 | 1 | 19.274 | 26.388 | 332 | 45.994 | | MAROKKO |
| 19 | 5 | 4 | - | - | 1 | - | - | 633 | 1.343 | 10 | 1.986 | | TUNESIE |
| 11 | 8 | 5 | 1 | 1 | 1 | - | - | 683 | 3.430 | 16 | 4.129 | | ANDERE LANDEN VAN AFRIKA |
| 758 | 260 | 100 | 24 | 12 | 8 | 2 | 1 | 22.019 | 34.646 | 407 | 57.072 | | T |

| N.I.S. BEVOLKING OP 1-1-1994 | TABEL O2.01 G T BEVOLKING VAN VREEMDE NATIONALITEIT NAAR NATIONALITEIT, LEEFTIJDGROEPEN EN LEEFTIJDKLASSEN - TOTALE BEVOLKING - | | | | | | | | BLZ. 2. - FOL. 1. - GEWEST: Q2 VLAAMS GEWEST | | | |
|--------------------------------------|--|-------------|---------------|---------------|---------------|---------------|---------------|---------------|--|---------------|---------------|---------------|
| NATIONALITEIT | LEEFTIJDGROEP | | | | | | | | | | | |
| | 0-4 JAAR | 5-9 JAAR | 10-14 JAAR | 15-19 JAAR | 20-24 JAAR | 25-29 JAAR | 30-34 JAAR | 35-39 JAAR | 40-44 JAAR | 45-49 JAAR | 50-54 JAAR | 55-59 JAAR |
| LANDEN VAN AMERIKA | | | | | | | | | | | | |
| CANADA | 35 | 37 | 36 | 28 | 44 | 65 | 60 | 46 | 52 | 47 | 27 | 19 |
| VER. STATEN VAN AMERIKA | 301 | 269 | 312 | 266 | 360 | 342 | 408 | 417 | 394 | 345 | 203 | 135 |
| HAITI | - | - | 2 | 1 | 4 | 4 | 2 | 3 | - | 3 | 2 | - |
| BRAZILIE | 22 | 27 | 17 | 33 | 32 | 83 | 94 | 71 | 34 | 19 | 7 | 6 |
| CHILI | 14 | 35 | 27 | 42 | 55 | 91 | 81 | 74 | 75 | 67 | 32 | 16 |
| COLOMBIA | 9 | 6 | 6 | 8 | 9 | 22 | 41 | 18 | 10 | 8 | 5 | 2 |
| ANDERE LANDEN VAN AMERIKA | 60 | 88 | 94 | 123 | 149 | 233 | 239 | 161 | 99 | 35 | 23 | 21 |
| T | 441 | 462 | 494 | 501 | 653 | 840 | 925 | 790 | 664 | 524 | 299 | 199 |
| LANDEN VAN OCEANIE | | | | | | | | | | | | |
| AUSTRALIE | 7 | 18 | 18 | 27 | 20 | 37 | 27 | 26 | 31 | 23 | 11 | 8 |
| ANDERE LANDEN VAN OCEANIE | 4 | 9 | 9 | 6 | 6 | 10 | 11 | 15 | 20 | 7 | 3 | 3 |
| T | 11 | 27 | 27 | 33 | 26 | 47 | 38 | 41 | 51 | 30 | 14 | 11 |
| VLUCHTELINGEN | | | | | | | | | | | | |
| VLUCHTELINGEN (HERKOMST ONBEKEND) | 119 | 90 | 54 | 34 | 45 | 50 | 52 | 64 | 37 | 17 | 7 | 6 |
| VLUCHTELINGEN (HERKOMST BEKEND) | 167 | 274 | 294 | 260 | 296 | 504 | 519 | 402 | 306 | 203 | 112 | 93 |
| T | 286 | 364 | 348 | 294 | 341 | 554 | 571 | 466 | 343 | 220 | 119 | 99 |
| VADERLANDLOZEN - ONBEKENDEN | | | | | | | | | | | | |
| VADERLANDLOOS | 2 | 1 | 7 | 1 | 1 | 19 | 17 | 22 | 28 | 29 | 16 | 9 |
| T | 2 | 1 | 7 | 1 | 1 | 19 | 17 | 22 | 28 | 29 | 16 | 9 |
| TT | 20.430 | 19.903 | 20.738 | 20.287 | 24.281 | 29.779 | 28.803 | 24.591 | 20.379 | 17.395 | 14.510 | 12.099 |

| N.I.S. BEVOLKING OP 1-1-1994 | | TABEL 02.01 G T BEVOLKING VAN VREEMDE NATIONALITEIT NAAR NATIONALITEIT, LEEFTIJDGROEPEN EN LEEFTIJDKlassen - TOTALE BEVOLKING - | | | | | | | | | | BLZ. 2.- FOL. 2.- | | GEWEST: 02 VLAAMS GEWEST | |
|------------------------------------|---------------|--|---------------|---------------|---------------|---------------|-------------------|----------------|---------------|-------------------|---------------|--------------------------------------|--------------------|-----------------------------|--|
| LEEFTIJDGROEP | | | | | | | | LEEFTIJDKlasse | | | ALGE- MEEN | NATIONALITEIT | | | |
| 60-64 JAAR | 65-69 JAAR | 70-74 JAAR | 75-79 JAAR | 80-84 JAAR | 85-89 JAAR | 90-94 JAAR | 95 ANS EN MEER | 0-14 JAAR | 15-64 JAAR | 65 ANS EN MEER | TOTAAL | | | | |
| | | | | | | | | | | | | | LANDEN VAN AMERIKA | | |
| 17 | 21 | 26 | 14 | 8 | - | 3 | - | 108 | 405 | 72 | 585 | CANADA | | | |
| 134 | 89 | 90 | 63 | 44 | 31 | 13 | 4 | 882 | 3.004 | 334 | 4.220 | VER. STATEN VAN AMERIKA | | | |
| - | 1 | - | - | - | - | - | - | 2 | 19 | 1 | 22 | HAITI | | | |
| 6 | 5 | 5 | 1 | 1 | 1 | 1 | - | 66 | 385 | 14 | 465 | BRAZILIE | | | |
| 12 | 5 | 3 | 1 | 1 | - | - | - | 76 | 545 | 10 | 631 | CHILI | | | |
| - | - | - | - | - | 1 | - | - | 21 | 123 | 1 | 145 | COLOMBIA | | | |
| 11 | 4 | 7 | 3 | 3 | 3 | - | - | 242 | 1.094 | 20 | 1.356 | ANDERE LANDEN VAN AMERIKA | | | |
| 180 | 125 | 131 | 82 | 57 | 36 | 17 | 4 | 1.397 | 5.575 | 452 | 7.424 | T | | | |
| | | | | | | | | | | | | LANDEN VAN OCEANIE | | | |
| 1 | 3 | 3 | 5 | 1 | - | - | - | 43 | 211 | 12 | 266 | AUSTRALIE | | | |
| - | - | - | - | - | - | - | - | 22 | 81 | - | 103 | ANDERE LANDEN VAN OCEANIE | | | |
| 1 | 3 | 3 | 5 | 1 | - | - | - | 65 | 292 | 12 | 369 | T | | | |
| | | | | | | | | | | | | VLUCHTELINGEN | | | |
| - | 15 | 11 | 6 | 3 | 6 | - | - | 263 | 312 | 41 | 616 | VLUCHTELINGEN (HERKOMST ONBEKEND) | | | |
| 91 | 125 | 126 | 78 | 36 | 30 | 11 | 3 | 735 | 2.786 | 409 | 3.930 | VLUCHTELINGEN (HERKOMST BEKEND) | | | |
| 91 | 140 | 137 | 84 | 39 | 36 | 11 | 3 | 998 | 3.098 | 450 | 4.546 | T | | | |
| | | | | | | | | | | | | VADERLANDLOZEN - ONBEKENDEN | | | |
| 15 | 20 | 9 | 7 | 7 | 4 | 4 | - | 10 | 157 | 51 | 218 | VADERLANDLOOS | | | |
| 15 | 20 | 9 | 7 | 7 | 4 | 4 | - | 10 | 157 | 51 | 218 | T | | | |
| 9.723 | 7.286 | 5.278 | 2.673 | 1.802 | 858 | 254 | 68 | 61.071 | 201.847 | 18.219 | 281.137 | TT | | | |

| N.I.S. BEVOLKING OP 1-1-1994 | TABEL 02.01 G T BEVOLKING VAN VREEMDE NATIONALITEIT NAAR NATIONALITEIT, LEEFTIJDGROEPEN EN LEEFTIJDKlassen - TOTALE BEVOLKING - | | | | | | | | | | BLZ. 1.- FOL. 1.- GEWEST: 03 WAALS GEWEST | |
|------------------------------------|--|-------------|---------------|---------------|---------------|---------------|---------------|---------------|---------------|---------------|---|---------------|
| NATIONALITEIT | LEEFTIJDGROEP | | | | | | | | | | | |
| | 0-4 JAAR | 5-9 JAAR | 10-14 JAAR | 15-19 JAAR | 20-24 JAAR | 25-29 JAAR | 30-34 JAAR | 35-39 JAAR | 40-44 JAAR | 45-49 JAAR | 50-54 JAAR | 55-59 JAAR |
| ANDERE LANDEN LID VAN DE E.E.G. | | | | | | | | | | | | |
| DUITSLAND | 771 | 794 | 696 | 586 | 879 | 1.524 | 1.562 | 1.403 | 1.271 | 973 | 1.080 | 802 |
| DENEMARKE | 36 | 36 | 52 | 49 | 37 | 34 | 32 | 37 | 50 | 50 | 33 | 16 |
| SPANJE | 309 | 451 | 621 | 741 | 1.109 | 1.778 | 1.994 | 1.597 | 1.046 | 872 | 725 | 1.217 |
| FRANKRIJK | 1.487 | 1.835 | 2.001 | 2.638 | 4.430 | 5.040 | 4.682 | 4.672 | 5.348 | 4.941 | 3.117 | 2.763 |
| VERENIGD-KONINKRIJK | 402 | 433 | 366 | 288 | 339 | 339 | 463 | 495 | 530 | 565 | 338 | 217 |
| LUXEMBURG | 59 | 36 | 43 | 69 | 159 | 274 | 259 | 229 | 189 | 171 | 151 | 143 |
| GRIEKENLAND | 119 | 170 | 272 | 370 | 505 | 729 | 702 | 586 | 422 | 262 | 300 | 473 |
| IERLAND (EIRE) | 29 | 21 | 21 | 20 | 40 | 30 | 49 | 33 | 29 | 18 | 20 | 11 |
| PORTUGAL | 259 | 271 | 283 | 286 | 423 | 564 | 603 | 452 | 334 | 216 | 197 | 223 |
| ITALIE | 2.557 | 3.777 | 5.712 | 9.175 | 13.711 | 14.759 | 15.730 | 16.946 | 14.615 | 12.197 | 9.604 | 9.594 |
| NEDERLAND | 199 | 155 | 165 | 169 | 335 | 581 | 610 | 553 | 503 | 510 | 430 | 381 |
| T | 6.227 | 7.979 | 10.232 | 14.391 | 21.967 | 25.652 | 26.686 | 27.003 | 24.337 | 20.775 | 15.995 | 15.840 |
| AND. EUROPESE LANDEN | | | | | | | | | | | | |
| DUITSLAND (DEM. REP.) | - | - | - | - | 1 | - | - | - | - | - | - | - |
| OOSTENRIJK | 1 | 3 | 3 | 7 | 30 | 19 | 14 | 15 | 13 | 25 | 23 | 16 |
| FINLAND | 18 | 23 | 19 | 22 | 12 | 10 | 18 | 33 | 24 | 19 | 7 | 3 |
| HONGARIJE | 1 | 8 | 12 | 9 | 18 | 29 | 29 | 23 | 13 | 8 | 11 | 20 |
| NOORWEGEN | 25 | 28 | 23 | 28 | 20 | 12 | 17 | 36 | 15 | 21 | 17 | 5 |
| POLEN | 8 | 51 | 49 | 52 | 119 | 179 | 193 | 168 | 131 | 94 | 93 | 121 |
| ZWEDE | 56 | 77 | 90 | 107 | 72 | 28 | 47 | 69 | 91 | 118 | 62 | 40 |
| ZWITSERLAND | 13 | 13 | 11 | 20 | 25 | 41 | 55 | 61 | 44 | 47 | 51 | 34 |
| TSJECHOSLOWAKIJE | 1 | 3 | 2 | 4 | - | 13 | 8 | 9 | 6 | 7 | 4 | - |
| USSR | 3 | 11 | 9 | 5 | 8 | 21 | 24 | 10 | 8 | 3 | 4 | 4 |
| JOEGOSLAVIE | 237 | 196 | 165 | 124 | 194 | 265 | 217 | 178 | 126 | 102 | 96 | 89 |
| ANDERE LANDEN VAN EUROPA | 128 | 123 | 108 | 61 | 189 | 287 | 271 | 273 | 168 | 72 | 23 | 25 |
| T | 491 | 536 | 491 | 439 | 688 | 904 | 893 | 875 | 639 | 516 | 391 | 357 |
| LANDEN VAN AZIE | | | | | | | | | | | | |
| TAIWAN | 9 | 2 | 4 | 3 | 5 | 18 | 19 | 14 | 5 | 4 | 1 | 2 |
| INDIE | 21 | 11 | 13 | 14 | 96 | 123 | 114 | 71 | 40 | 24 | 14 | 8 |
| INDONESIE | - | 1 | 1 | 1 | 9 | 9 | 11 | 16 | 7 | 1 | - | - |
| JAPAN | 2 | 5 | 3 | 17 | 9 | 11 | 13 | 16 | 11 | 14 | 6 | 2 |
| NOORD-VIETNAM | 6 | 2 | 5 | 2 | 13 | 14 | 9 | 11 | 10 | 2 | - | 2 |
| CHINA (VOLKSREP.) | 60 | 35 | 24 | 38 | 70 | 122 | 133 | 77 | 44 | 30 | 13 | 13 |
| IRAN | 13 | 11 | 9 | 8 | 25 | 55 | 39 | 20 | 12 | 13 | 5 | 5 |
| ISRAEL | 3 | 4 | 6 | 5 | 17 | 8 | 5 | 16 | 8 | 10 | 3 | 2 |
| JORDANIE | 5 | 5 | 9 | 5 | 12 | 14 | 11 | 6 | 8 | 3 | 1 | - |
| LIBANON | 36 | 26 | 15 | 17 | 56 | 60 | 76 | 31 | 18 | 10 | 4 | 3 |
| PAKISTAN | 16 | 12 | 6 | 5 | 54 | 106 | 69 | 54 | 28 | 11 | 8 | 2 |
| TURKIJE | 2.390 | 2.642 | 2.734 | 2.385 | 2.041 | 2.207 | 2.340 | 1.631 | 999 | 568 | 632 | 653 |
| ANDERE LANDEN VAN AZIE | 60 | 77 | 55 | 49 | 119 | 200 | 181 | 117 | 66 | 29 | 18 | 10 |
| T | 2.621 | 2.833 | 2.884 | 2.549 | 2.526 | 2.947 | 3.020 | 2.080 | 1.256 | 719 | 705 | 702 |
| LANDEN VAN AFRIKA | | | | | | | | | | | | |
| BURUNDI | 32 | 12 | 5 | 8 | 33 | 75 | 65 | 22 | 12 | 6 | 2 | - |
| ZAIRE | 563 | 581 | 490 | 479 | 977 | 1.162 | 928 | 537 | 282 | 110 | 42 | 21 |
| IVOORKUST | 9 | 6 | 13 | 16 | 25 | 45 | 34 | 17 | 5 | 1 | 2 | - |
| MAURITIUS /EILAND/ | 3 | 13 | 26 | 31 | 62 | 76 | 91 | 68 | 36 | 12 | 8 | 4 |
| RWANDA | 33 | 21 | 14 | 11 | 94 | 108 | 58 | 41 | 17 | 12 | 5 | 1 |
| ALGERIJE | 387 | 459 | 585 | 669 | 645 | 689 | 530 | 450 | 365 | 277 | 358 | 301 |
| MAROKKO | 2.303 | 2.475 | 2.686 | 2.514 | 2.105 | 2.080 | 2.196 | 1.672 | 1.203 | 729 | 931 | 847 |
| TUNESIE | 101 | 92 | 104 | 76 | 122 | 202 | 169 | 163 | 141 | 87 | 44 | 13 |
| ANDERE LANDEN VAN AFRIKA | 226 | 193 | 100 | 141 | 540 | 845 | 582 | 413 | 170 | 50 | 26 | 6 |
| T | 3.657 | 3.852 | 4.023 | 3.945 | 4.603 | 5.282 | 4.653 | 3.383 | 2.231 | 1.284 | 1.418 | 1.193 |

| N.I.S. | | TABEL 02.01 G T | | | | | | BLZ. 1.- FOL. 2.- | | | GEWEST: 03 | | |
|--------------------------|---------------|---|---------------|---------------|---------------|---------------|-------------------|-------------------|---------------|-------------------|---------------|---------------|------------------------------------|
| BEVOLKING OP 1-1-1994 | | BEVOLKING VAN VREEMDE NATIONALITEIT NAAR NATIONALITEIT, LEEFTIJDGROEPEN EN LEEFTIJDKlassen - TOTALE BEVOLKING - | | | | | | | | | | WAALS GEWEST | |
| LEEFTIJDGROEP | | | | | | | | LEEFTIJDKlasse | | | ALGE- MEEN | NATIONALITEIT | |
| 60-64 JAAR | 65-69 JAAR | 70-74 JAAR | 75-79 JAAR | 80-84 JAAR | 85-89 JAAR | 90-94 JAAR | 95 ANS EN MEER | 0-14 JAAR | 15-64 JAAR | 65 ANS EN MEER | TOTAAL | | |
| | | | | | | | | | | | | | ANDERE LANDEN LID VAN DE E.E.G. |
| 477 | 677 | 394 | 166 | 114 | 68 | 21 | 4 | 2.261 | 10.557 | 1.444 | 14.262 | | DUITSLAND |
| 8 | 1 | 5 | - | 1 | - | - | - | 124 | 346 | 7 | 477 | | DENEMARKEN |
| 1.527 | 975 | 347 | 103 | 58 | 34 | 14 | 2 | 1.381 | 12.606 | 1.533 | 15.520 | | SPANJE |
| 2.582 | 2.557 | 2.098 | 876 | 955 | 493 | 181 | 42 | 5.323 | 40.213 | 7.202 | 52.738 | | FRANKRIJK |
| 119 | 120 | 124 | 47 | 22 | 14 | 5 | 5 | 1.201 | 3.693 | 337 | 5.231 | | VERENIGD-KONINKRIJK |
| 177 | 111 | 114 | 96 | 94 | 65 | 20 | 2 | 138 | 1.821 | 502 | 2.461 | | LUXEMBURG |
| 599 | 330 | 108 | 35 | 18 | 10 | 2 | 1 | 561 | 4.948 | 504 | 6.013 | | GRIEKENLAND |
| 4 | 3 | 3 | 3 | 2 | 1 | - | - | 71 | 254 | 12 | 337 | | IERLAND (EIRE) |
| 160 | 91 | 34 | 10 | 17 | 6 | 1 | - | 813 | 3.458 | 159 | 4.430 | | PORTUGAL |
| 10.009 | 10.144 | 7.178 | 2.911 | 2.009 | 704 | 191 | 34 | 12.046 | 126.340 | 23.171 | 161.557 | | ITALIE |
| 408 | 368 | 348 | 206 | 118 | 54 | 19 | 4 | 519 | 4.480 | 1.117 | 6.116 | | NEDERLAND |
| 16.070 | 15.377 | 10.753 | 4.453 | 3.408 | 1.449 | 454 | 94 | 24.438 | 208.716 | 35.988 | 269.142 | | T |
| | | | | | | | | | | | | | AND. EUROPESE LANDEN |
| - | - | - | - | - | - | - | - | - | 1 | - | 1 | | DUITSLAND (DEM. REP.) |
| 11 | 2 | 4 | 2 | 2 | 1 | - | - | 7 | 173 | 11 | 191 | | OOSTENRIJK |
| 1 | 1 | 1 | 1 | 1 | - | - | - | 60 | 149 | 4 | 213 | | FINLAND |
| 6 | 23 | 12 | 5 | 8 | - | 1 | 1 | 21 | 166 | 50 | 237 | | HONGARIJE |
| 2 | - | - | 2 | - | - | 1 | - | 76 | 173 | 3 | 252 | | NOORWEGEN |
| 169 | 245 | 243 | 143 | 188 | 128 | 45 | 8 | 108 | 1.319 | 1.000 | 2.427 | | POLEN |
| 31 | 16 | 7 | 3 | 5 | 1 | - | - | 223 | 665 | 32 | 920 | | ZWEDEN |
| 42 | 53 | 40 | 21 | 24 | 19 | 7 | 3 | 37 | 420 | 167 | 624 | | ZWITSERLAND |
| 4 | 9 | 7 | 8 | 13 | 9 | 2 | 1 | 6 | 55 | 49 | 110 | | TSJECHOSLOWAKIJE |
| 3 | 4 | 7 | 4 | 4 | - | 3 | - | 23 | 90 | 22 | 135 | | USSR |
| 57 | 85 | 66 | 37 | 44 | 29 | 5 | - | 598 | 1.448 | 266 | 2.312 | | JOEGOSLAVIE |
| 22 | 21 | 18 | 12 | 11 | 4 | 1 | - | 359 | 1.391 | 67 | 1.817 | | ANDERE LANDEN VAN EUROPA |
| 348 | 459 | 405 | 238 | 300 | 191 | 65 | 13 | 1.518 | 6.050 | 1.671 | 9.239 | | T |
| | | | | | | | | | | | | | LANDEN VAN AZIE |
| 4 | 5 | 7 | 1 | 1 | - | - | - | 15 | 75 | 14 | 104 | | TAIWAN |
| 2 | 4 | - | 1 | - | - | - | - | 45 | 506 | 5 | 556 | | INDIE |
| - | - | - | - | - | - | - | - | 2 | 54 | - | 56 | | INDONESIE |
| - | 2 | - | - | - | - | - | - | 10 | 99 | 2 | 111 | | JAPAN |
| - | 3 | 1 | - | - | - | - | - | 13 | 63 | 4 | 80 | | NOORD-VIETNAM |
| 12 | 5 | 8 | 4 | - | - | - | - | 119 | 552 | 17 | 688 | | CHINA (VOLKSREP.) |
| 6 | 5 | 4 | 1 | 1 | - | 1 | - | 33 | 188 | 12 | 233 | | IRAN |
| 1 | 1 | 1 | - | 1 | - | - | - | 13 | 75 | 3 | 91 | | ISRAEL |
| - | 1 | - | 1 | - | - | - | - | 19 | 60 | 2 | 81 | | JORDANIE |
| 6 | 6 | 3 | 2 | 2 | 1 | - | - | 77 | 281 | 14 | 372 | | LIBANON |
| 2 | - | 3 | - | - | - | - | - | 34 | 339 | 3 | 376 | | PAKISTAN |
| 503 | 111 | 22 | 5 | 7 | 1 | - | 1 | 7.766 | 13.959 | 147 | 21.872 | | TURKIJE |
| 9 | 12 | 4 | 3 | 2 | 1 | - | - | 192 | 798 | 22 | 1.012 | | ANDERE LANDEN VAN AZIE |
| 545 | 155 | 53 | 18 | 14 | 3 | 1 | 1 | 8.338 | 17.049 | 245 | 25.632 | | T |
| | | | | | | | | | | | | | LANDEN VAN AFRIKA |
| - | - | - | - | - | - | - | - | 49 | 223 | - | 272 | | BURUNDI |
| 16 | 7 | 3 | 3 | - | - | - | - | 1.634 | 4.554 | 13 | 6.201 | | ZAIRE |
| - | 1 | - | - | - | - | - | - | 28 | 145 | 1 | 174 | | IVOORKUST |
| 6 | 2 | 4 | 3 | 2 | - | - | - | 42 | 394 | 11 | 447 | | MAURITIUS /EILAND/ |
| 1 | - | - | - | - | - | - | - | 68 | 348 | - | 416 | | RWANDA |
| 304 | 174 | 90 | 37 | 9 | 3 | 2 | - | 1.431 | 4.588 | 315 | 6.334 | | ALGERIJE |
| 397 | 124 | 44 | 22 | 4 | 1 | 5 | - | 7.464 | 14.674 | 200 | 22.338 | | MAROKKO |
| 7 | 7 | 1 | - | 1 | - | - | - | 297 | 1.024 | 9 | 1.330 | | TUNESIE |
| 3 | 2 | 4 | 2 | 1 | - | - | - | 519 | 2.776 | 9 | 3.304 | | ANDERE LANDEN VAN AFRIKA |
| 734 | 317 | 146 | 67 | 17 | 4 | 7 | - | 11.532 | 28.726 | 558 | 40.816 | | T |

| NATIONALITEIT | LEEFTIJDGROEP | | | | | | | | | | | |
|--------------------------------------|---------------|-------------|---------------|---------------|---------------|---------------|---------------|---------------|---------------|---------------|---------------|---------------|
| | 0-4 JAAR | 5-9 JAAR | 10-14 JAAR | 15-19 JAAR | 20-24 JAAR | 25-29 JAAR | 30-34 JAAR | 35-39 JAAR | 40-44 JAAR | 45-49 JAAR | 50-54 JAAR | 55-59 JAAR |
| LANDEN VAN AMERIKA | | | | | | | | | | | | |
| CANADA | 15 | 44 | 53 | 97 | 49 | 46 | 44 | 49 | 43 | 48 | 27 | 10 |
| VER. STATEN VAN AMERIKA | 512 | 594 | 510 | 524 | 298 | 269 | 365 | 393 | 380 | 329 | 172 | 119 |
| HAITI | 1 | 3 | 2 | 2 | 12 | 13 | 8 | 7 | 1 | - | 2 | - |
| BRAZILIE | 22 | 16 | 25 | 35 | 35 | 60 | 77 | 49 | 34 | 23 | 13 | 5 |
| CHILI | 19 | 34 | 21 | 24 | 31 | 45 | 58 | 44 | 24 | 18 | 16 | 2 |
| COLOMBIA | 7 | 7 | 9 | 8 | 2 | 24 | 26 | 18 | 11 | 2 | 6 | 4 |
| ANDERE LANDEN VAN AMERIKA | 37 | 61 | 44 | 68 | 64 | 104 | 145 | 95 | 39 | 28 | 8 | 7 |
| T | 613 | 759 | 664 | 758 | 491 | 561 | 723 | 655 | 532 | 448 | 244 | 147 |
| LANDEN VAN OCEANIE | | | | | | | | | | | | |
| AUSTRALIE | 3 | 11 | 6 | 38 | 8 | 5 | 5 | 7 | 6 | 5 | 6 | 1 |
| ANDERE LANDEN VAN OCEANIE | 1 | - | - | 5 | - | 4 | 1 | 1 | - | 2 | - | - |
| T | 4 | 11 | 6 | 43 | 8 | 9 | 6 | 8 | 6 | 7 | 6 | 1 |
| VLUCHTELINGEN | | | | | | | | | | | | |
| VLUCHTELINGEN (HERKOMST ONBEKEND) | 129 | 87 | 39 | 30 | 36 | 65 | 85 | 67 | 65 | 36 | 10 | 6 |
| VLUCHTELINGEN (HERKOMST BEKEND) | 176 | 286 | 344 | 296 | 336 | 498 | 563 | 488 | 317 | 297 | 139 | 163 |
| T | 305 | 373 | 383 | 326 | 372 | 563 | 648 | 555 | 382 | 333 | 149 | 169 |
| VADERLANDLOZEN - ONBEKENDEN | | | | | | | | | | | | |
| VADERLANDLOOS | 2 | - | 4 | 1 | 9 | 25 | 22 | 30 | 23 | 22 | 14 | 8 |
| T | 2 | - | 4 | 1 | 9 | 25 | 22 | 30 | 23 | 22 | 14 | 8 |
| TT | 13.920 | 16.343 | 18.687 | 22.452 | 30.664 | 35.943 | 36.651 | 34.589 | 29.406 | 24.104 | 18.922 | 18.417 |

| N.I.S. BEVOLKING OP 1-1-1994 | | TABEL 02.01 G T | | | | | | | BLZ. 2.- FDL. 2.- | | | GEWEST: 03 WAALS GEWEST | |
|---|---------------|-----------------|---------------|---------------|---------------|---------------|-------------------|----------------|-------------------|-------------------|---------------|--------------------------------------|--|
| BEVOLKING VAN VREEMDE NATIONALITEIT NAAR NATIONALITEIT, LEEFTIJDGROEPEN EN LEEFTIJDKlassen - TOTALE BEVOLKING - | | | | | | | | | | | | | |
| LEEFTIJDGROEP | | | | | | | | LEEFTIJDKlasse | | | ALGE- MEEN | NATIONALITEIT | |
| 60-64 JAAR | 65-69 JAAR | 70-74 JAAR | 75-79 JAAR | 80-84 JAAR | 85-89 JAAR | 90-94 JAAR | 95 ANS EN MEER | 0-14 JAAR | 15-64 JAAR | 65 ANS EN MEER | TOTAAL | | |
| | | | | | | | | | | | | LANDEN VAN AMERIKA | |
| 18 | 8 | 15 | 10 | 1 | 1 | - | - | 112 | 431 | 35 | 578 | CANADA | |
| 83 | 66 | 53 | 27 | 20 | 9 | - | 3 | 1.616 | 2.932 | 178 | 4.726 | VER. STATEN VAN AMERIKA | |
| 2 | - | 2 | - | - | - | - | - | 6 | 47 | 2 | 55 | HAITI | |
| 1 | 2 | - | 1 | 1 | - | - | - | 63 | 332 | 4 | 399 | BRAZILIE | |
| 5 | 1 | 1 | 2 | 1 | - | - | - | 74 | 267 | 5 | 346 | CHILI | |
| 3 | 2 | - | - | 1 | - | - | - | 23 | 104 | 3 | 130 | COLOMBIA | |
| 4 | 2 | 5 | 1 | 2 | - | 1 | 1 | 142 | 562 | 12 | 716 | ANDERE LANDEN VAN AMERIKA | |
| 116 | 81 | 76 | 41 | 26 | 10 | 4 | 1 | 2.036 | 4.675 | 239 | 6.950 | T | |
| | | | | | | | | | | | | LANDEN VAN OCEANIE | |
| 1 | 1 | 1 | 2 | - | - | - | - | 20 | 82 | 4 | 106 | AUSTRALIE | |
| - | - | - | 1 | - | - | - | - | 1 | 13 | 1 | 15 | ANDERE LANDEN VAN OCEANIE | |
| 1 | 1 | 1 | 3 | - | - | - | - | 21 | 95 | 5 | 121 | T | |
| | | | | | | | | | | | | VLUCHTELINGEN | |
| 8 | 6 | 11 | 5 | 3 | - | 3 | - | 255 | 408 | 28 | 691 | VLUCHTELINGEN (HERKOMST ONBEKEND) | |
| 163 | 470 | 475 | 168 | 114 | 56 | 20 | 2 | 806 | 3.260 | 1.305 | 5.371 | VLUCHTELINGEN (HERKOMST BEKEND) | |
| 171 | 476 | 486 | 173 | 117 | 56 | 23 | 2 | 1.061 | 3.668 | 1.333 | 6.062 | T | |
| | | | | | | | | | | | | VADERLANDLOZEN - ONBEKENDEN | |
| 12 | 14 | 11 | 7 | 9 | 6 | 3 | 2 | 6 | 166 | 52 | 224 | VADERLANDLOOS | |
| 12 | 14 | 11 | 7 | 9 | 6 | 3 | 2 | 6 | 166 | 52 | 224 | T | |
| 17.997 | 16.880 | 11.931 | 5.000 | 3.891 | 1.719 | 557 | 113 | 48.950 | 269.145 | 40.091 | 358.186 | TT | |

| NATIONALITEIT | LEEFTIJDSGROEP | | | | | | | | | | | |
|------------------------------------|----------------|-------------|---------------|---------------|---------------|---------------|---------------|---------------|---------------|---------------|---------------|---------------|
| | 0-4 JAAR | 5-9 JAAR | 10-14 JAAR | 15-19 JAAR | 20-24 JAAR | 25-29 JAAR | 30-34 JAAR | 35-39 JAAR | 40-44 JAAR | 45-49 JAAR | 50-54 JAAR | 55-59 JAAR |
| ANDERE LANDEN LID VAN DE E.E.G. | | | | | | | | | | | | |
| DUITSLAND | 509 | 511 | 460 | 359 | 519 | 910 | 941 | 828 | 725 | 628 | 667 | 505 |
| DENEMARKEN | - | - | - | - | - | 1 | 3 | - | - | - | - | - |
| SPANJE | 7 | 14 | 26 | 28 | 16 | 13 | 14 | 23 | 30 | 26 | 16 | 14 |
| FRANKRIJK | 5 | 9 | 4 | 11 | 8 | 13 | 12 | 14 | 16 | 13 | 2 | 3 |
| VERENIGD-KONINKRIJK | 1 | 6 | 3 | 6 | 3 | 3 | 6 | 4 | 8 | 6 | 1 | 4 |
| LUXEMBURG | 1 | 2 | 2 | 5 | 15 | 23 | 25 | 18 | 16 | 12 | 9 | 12 |
| GRIEKENLAND | - | - | 2 | 1 | 3 | 2 | 4 | 3 | 4 | - | 3 | - |
| PORTUGAL | 4 | 2 | 1 | 2 | - | 9 | 6 | 3 | 6 | 2 | - | - |
| ITALIE | 3 | 4 | 4 | 3 | 7 | 14 | 10 | 18 | 21 | 14 | 4 | 11 |
| NEDERLAND | 21 | 25 | 16 | 28 | 42 | 63 | 61 | 54 | 56 | 57 | 49 | 43 |
| T | 551 | 573 | 518 | 443 | 613 | 1.051 | 1.082 | 965 | 882 | 758 | 751 | 592 |
| AND. EUROPESE LANDEN | | | | | | | | | | | | |
| OOSTENRIJK | - | 1 | - | - | 3 | 4 | 2 | 3 | 2 | 4 | - | 2 |
| FINLAND | - | - | - | - | - | 1 | - | - | - | - | - | - |
| HONGARIJE | - | 2 | 4 | 1 | 1 | 2 | 1 | 2 | 2 | 1 | - | - |
| POLEN | 1 | 6 | 9 | 2 | 1 | 3 | 11 | 7 | 1 | - | - | - |
| ZWEDEN | - | - | 1 | - | - | - | - | - | 1 | 1 | 1 | 1 |
| ZWITSERLAND | - | 1 | - | 1 | - | 1 | 3 | 6 | 2 | 1 | 4 | 3 |
| TSJECHOSLOWAKIJE | - | 1 | - | - | - | - | 1 | 1 | - | 2 | - | - |
| USSR | - | - | - | - | - | - | - | - | - | - | - | - |
| JOEGOSLAVIE | 2 | 4 | 1 | 2 | - | 2 | 5 | 2 | 3 | 3 | 1 | 1 |
| ANDERE LANDEN VAN EUROPA | 5 | 5 | 2 | 3 | 2 | 4 | 10 | 9 | 4 | - | 1 | 1 |
| T | 8 | 20 | 17 | 9 | 7 | 17 | 33 | 30 | 15 | 12 | 7 | 8 |
| LANDEN VAN AZIE | | | | | | | | | | | | |
| INDIE | - | - | - | - | - | - | 1 | - | - | 1 | - | - |
| INDONESIE | - | - | - | - | 1 | - | - | 2 | - | - | - | - |
| NOORD-VIETNAM | - | - | - | - | - | - | - | 1 | - | - | - | - |
| IRAN | - | - | - | - | - | 1 | 2 | - | - | - | - | - |
| JORDANIE | - | - | - | - | - | 1 | - | - | - | - | - | - |
| LIBANON | - | - | - | - | 2 | - | - | - | - | - | - | - |
| PAKISTAN | 2 | 2 | - | - | 4 | 11 | 4 | 2 | - | 1 | - | - |
| TURKIJE | 1 | 2 | 3 | 1 | 2 | 4 | - | - | 2 | 1 | 1 | - |
| ANDERE LANDEN VAN AZIE | - | - | 1 | 1 | 1 | - | 1 | 3 | 4 | - | - | - |
| T | 3 | 4 | 4 | 2 | 10 | 17 | 8 | 8 | 6 | 3 | 1 | - |
| LANDEN VAN AFRIKA | | | | | | | | | | | | |
| ZAIRE | - | - | 1 | 2 | 2 | - | - | - | - | - | - | - |
| IVOORKUST | - | - | - | 1 | - | - | - | - | - | - | - | - |
| MAURITIUS /EILAND/ RWANDA | 1 | - | - | - | - | - | - | 1 | 1 | - | - | - |
| MAROKKO | 10 | 6 | 4 | 12 | 8 | 12 | 9 | 4 | 3 | 7 | 2 | 4 |
| TUNESIE | - | - | - | - | - | - | - | - | 1 | - | - | - |
| ANDERE LANDEN VAN AFRIKA | - | 5 | - | - | - | 2 | 1 | - | 1 | - | - | - |
| T | 11 | 11 | 5 | 15 | 10 | 14 | 10 | 5 | 6 | 7 | 2 | 4 |
| LANDEN VAN AMERIKA | | | | | | | | | | | | |
| CANADA | - | 1 | - | - | - | - | - | - | - | 1 | - | - |
| VER. STATEN VAN AMERIKA | - | - | - | 2 | 1 | - | - | 1 | - | 1 | - | 1 |
| BRAZILIE | - | - | - | - | - | - | - | 1 | - | - | - | - |
| CHILI | - | - | - | 1 | - | - | - | - | 1 | 1 | - | - |
| COLOMBIA | - | - | - | - | - | - | - | - | 1 | - | - | - |
| ANDERE LANDEN VAN AMERIKA | - | - | - | - | 1 | 1 | 1 | - | - | 1 | - | - |
| T | - | 1 | - | 3 | 2 | 1 | 1 | 2 | 2 | 4 | - | 1 |
| LANDEN VAN OCEANIE | | | | | | | | | | | | |
| AUSTRALIE | - | - | - | 1 | - | - | - | - | - | 1 | - | - |
| ANDERE LANDEN VAN OCEANIE | - | - | - | - | - | - | - | - | - | 1 | - | - |
| T | - | - | - | 1 | - | - | - | - | - | 2 | - | - |

| N.I.S. BEVOLKING OP 1-1-1984 | | TABEL O2.01 G T BEVOLKING VAN VREEMDE NATIONALITEIT NAAR NATIONALITEIT, LEEFTIJDGROEPEN EN LEEFTIJDKlassen - TOTALE BEVOLKING - | | | | | | | BLZ. 1.- FOL. 2.- | | | GEWEST: O4 DUITSTALIGE GEMEENSCHAP | |
|------------------------------------|---------------|--|---------------|---------------|---------------|---------------|-------------------|--------------|-------------------|-------------------|---------------|--|------------------------------------|
| LEEFTIJDGROEP | | | | | | | LEEFTIJDKlasse | | | ALGE- MEEN | NATIONALITEIT | | |
| 60-64 JAAR | 65-69 JAAR | 70-74 JAAR | 75-79 JAAR | 80-84 JAAR | 85-89 JAAR | 90-94 JAAR | 95 ANS EN MEER | 0-14 JAAR | 15-64 JAAR | 65 ANS EN MEER | | TOTAAL | |
| | | | | | | | | | | | | | ANDERE LANDEN LID VAN DE E.E.G. |
| 310 | 263 | 188 | 102 | 65 | 34 | 13 | 2 | 1.480 | 6.392 | 667 | 8.539 | | DUITSLAND |
| - | - | - | - | - | - | - | - | - | 4 | - | 4 | 4 | DENEMARKE |
| 5 | 3 | 2 | 2 | - | - | - | - | 47 | 185 | 7 | 239 | 239 | SPANJE |
| 2 | 4 | 6 | - | 1 | 1 | 1 | - | 18 | 94 | 13 | 125 | 125 | FRANKRIJK |
| - | - | - | - | - | - | - | - | 10 | 41 | - | 51 | 51 | VERENIGD-KONINKRIJK |
| 14 | 8 | 4 | 5 | 2 | 2 | 1 | - | 5 | 149 | 22 | 176 | 176 | LUXEMBURG |
| 1 | - | - | 1 | - | - | - | - | 2 | 21 | 1 | 24 | 24 | GRIEKENLAND |
| 1 | - | - | - | - | - | - | - | 7 | 29 | - | 36 | 36 | PORTUGAL |
| 10 | 5 | 9 | 6 | 1 | - | - | - | 11 | 112 | 21 | 144 | 144 | ITALIE |
| 49 | 38 | 48 | 16 | 9 | 4 | 2 | 1 | 62 | 502 | 118 | 682 | 682 | NEDERLAND |
| 392 | 321 | 257 | 132 | 78 | 41 | 17 | 3 | 1.642 | 7.529 | 849 | 10.020 | 10.020 | T |
| | | | | | | | | | | | | | AND. EUROPESE LANDEN |
| 1 | - | 1 | 1 | - | - | - | - | 1 | 21 | 2 | 24 | 24 | OOSTENRIJK |
| - | - | - | - | - | - | - | - | - | 1 | - | 1 | 1 | FINLAND |
| - | - | - | - | - | - | - | - | 6 | 10 | - | 16 | 16 | HONGARIJE |
| 4 | 2 | - | 1 | - | 2 | - | - | 16 | 29 | 5 | 50 | 50 | POLEN |
| 2 | - | 1 | - | - | - | - | - | 1 | 6 | 1 | 8 | 8 | ZWEDEN |
| 1 | 2 | 1 | - | - | - | - | - | 1 | 22 | 3 | 26 | 26 | ZWITSERLAND |
| - | - | - | - | - | - | - | - | 1 | 4 | - | 5 | 5 | TSJECHOSLOWAKIJE |
| 1 | - | - | - | - | - | - | - | - | 1 | - | 1 | 1 | USSR |
| - | - | 1 | - | - | - | - | - | 7 | 19 | 1 | 27 | 27 | JOEGOSLAVIE |
| - | - | - | - | - | - | - | - | 12 | 34 | - | 46 | 46 | ANDERE LANDEN VAN EUROPA |
| 9 | 4 | 4 | 2 | - | 2 | - | - | 45 | 147 | 12 | 204 | 204 | T |
| | | | | | | | | | | | | | LANDEN VAN AZIE |
| - | - | - | - | - | - | - | - | - | 2 | - | 2 | 2 | INDIE |
| - | - | - | - | - | - | - | - | - | 3 | - | 3 | 3 | INDONESIE |
| - | - | - | - | - | - | - | - | - | 1 | - | 1 | 1 | NOORD-VIETNAM |
| - | - | - | - | - | - | - | - | - | 3 | - | 3 | 3 | IRAN |
| - | - | - | - | - | - | - | - | - | 1 | - | 1 | 1 | JORDANIE |
| - | - | - | - | - | - | - | - | - | 2 | - | 2 | 2 | LIBANON |
| - | - | - | - | - | - | - | - | 4 | 22 | - | 26 | 26 | PAKISTAN |
| - | - | - | - | - | - | - | - | 6 | 11 | - | 17 | 17 | TURKIJE |
| - | - | - | - | - | - | - | - | 1 | 10 | - | 11 | 11 | ANDERE LANDEN VAN AZIE |
| - | - | - | - | - | - | - | - | 11 | 55 | - | 66 | 66 | T |
| | | | | | | | | | | | | | LANDEN VAN AFRIKA |
| - | - | - | - | - | - | - | - | 1 | 4 | - | 5 | 5 | ZAIRE |
| - | - | - | - | - | - | - | - | - | 1 | - | 1 | 1 | IVOORKUST |
| - | - | - | - | - | - | - | - | - | 2 | - | 2 | 2 | MAURITIUS /EILAND/ |
| - | - | - | - | - | - | - | - | 1 | - | - | 1 | 1 | RWANDA |
| - | - | - | - | - | - | - | - | 20 | 61 | - | 81 | 81 | MAROKKO |
| - | - | - | - | - | - | - | - | - | 1 | - | 1 | 1 | TUNESIE |
| - | - | - | - | - | - | - | - | 5 | 4 | - | 9 | 9 | ANDERE LANDEN VAN AFRIKA |
| - | - | - | - | - | - | - | - | 27 | 73 | - | 100 | 100 | T |
| | | | | | | | | | | | | | LANDEN VAN AMERIKA |
| - | 1 | - | - | - | - | - | - | 1 | 1 | 1 | 3 | 3 | CANADA |
| - | 1 | 1 | - | 1 | - | - | - | - | 6 | 3 | 9 | 9 | VER. STATEN VAN AMERIKA |
| - | - | - | - | - | - | - | - | - | 1 | - | 1 | 1 | BRAZILIE |
| - | - | - | - | - | - | - | - | - | 3 | - | 3 | 3 | CHILI |
| - | - | - | - | - | - | - | - | - | 1 | - | 1 | 1 | COLOMBIA |
| - | 1 | - | - | - | - | - | - | - | 4 | 1 | 5 | 5 | ANDERE LANDEN VAN AMERIKA |
| - | 3 | 1 | - | 1 | - | - | - | 1 | 16 | 5 | 22 | 22 | T |
| | | | | | | | | | | | | | LANDEN VAN OCEANIE |
| - | - | - | - | - | - | - | - | - | 2 | - | 2 | 2 | AUSTRALIE |
| - | - | - | - | - | - | - | - | - | 1 | - | 1 | 1 | ANDERE LANDEN VAN OCEANIE |
| - | - | - | - | - | - | - | - | - | 3 | - | 3 | 3 | T |

| N.I.S. BEVOLKING OP 1-1-1994 | | TABEL 02.01 G T BEVOLKING VAN VREEMDE NATIONALITEIT NAAR NATIONALITEIT, LEEFTIJDGROEPEN EN LEEFTIJDKLASSEN - TOTALE BEVOLKING - | | | | | | | | BLZ. 2.- FOL. 1.- GEWEST: 04 DUITSTALIGE GEMEENSCHAP | | | |
|--------------------------------------|--|--|-------------|---------------|---------------|---------------|---------------|---------------|---------------|---|---------------|---------------|---------------|
| NATIONALITEIT | | LEEFTIJDGROEP | | | | | | | | | | | |
| | | 0-4 JAAR | 5-9 JAAR | 10-14 JAAR | 15-19 JAAR | 20-24 JAAR | 25-29 JAAR | 30-34 JAAR | 35-39 JAAR | 40-44 JAAR | 45-49 JAAR | 50-54 JAAR | 55-59 JAAR |
| VLUCHTELINGEN | | | | | | | | | | | | | |
| VLUCHTELINGEN (HERKOMST ONBEKEND) | | 1 | 1 | - | 3 | 1 | - | 1 | - | - | - | - | - |
| VLUCHTELINGEN (HERKOMST BEKEND) | | 1 | 1 | 2 | 4 | 3 | 4 | 6 | 11 | 2 | 3 | - | - |
| T | | 2 | 2 | 2 | 7 | 4 | 4 | 7 | 11 | 2 | 3 | - | - |
| VADERLANDLOZEN - ONBEKENDEN | | | | | | | | | | | | | |
| VADERLANDLOOS | | - | - | - | - | - | 2 | 1 | - | 1 | 1 | 2 | 1 |
| T | | - | - | - | - | - | 2 | 1 | - | 1 | 1 | 2 | 1 |
| TT | | 575 | 611 | 546 | 480 | 646 | 1.106 | 1.142 | 1.021 | 914 | 790 | 763 | 606 |

| N.I.S. BEVOLKING OP 1-1-1994 | | TABEL 02.01 G T BEVOLKING VAN VREEMDE NATIONALITEIT NAAR NATIONALITEIT, LEEFTIJDGROEPEN EN LEEFTIJDKlassen - TOTALE BEVOLKING - | | | | | | | BLZ. 2.- FOL. 2.- | | | GEWEST: 04 DUITSTALIGE GEMEENSCHAP | |
|------------------------------------|---------------|--|---------------|---------------|---------------|---------------|-------------------|--------------|-------------------|-------------------|---------------|--|--|
| LEEFTIJDGROEP | | | | | | | LEEFTIJDKlasse | | | ALGE- MEEN | NATIONALITEIT | | |
| 60-64 JAAR | 65-69 JAAR | 70-74 JAAR | 75-79 JAAR | 80-84 JAAR | 85-89 JAAR | 90-94 JAAR | 95 ANS EN MEER | 0-14 JAAR | 15-64 JAAR | 65 ANS EN MEER | | TOTAAL | |
| - | - | - | - | - | - | - | - | 2 | 5 | - | 7 | VLUCHTELINGEN | |
| | | | | | | | | | | | | VLUCHTELINGEN (HERKOMST ONBEKEND) | |
| 2 | 2 | 1 | - | 1 | - | 1 | - | 4 | 35 | 5 | 44 | VLUCHTELINGEN (HERKOMST BEKEND) | |
| 2 | 2 | 1 | - | 1 | - | 1 | - | 6 | 40 | 5 | 51 | T | |
| | | | | | | | | | | | | VADERLANDLOZEN - ONBEKENDEN | |
| 1 | - | 1 | - | 1 | - | - | - | - | 9 | 2 | 11 | VADERLANDLOOS | |
| 1 | - | 1 | - | 1 | - | - | - | - | 9 | 2 | 11 | T | |
| 404 | 330 | 264 | 134 | 81 | 43 | 18 | 3 | 1.732 | 7.872 | 873 | 10.477 | TT | |

| NATIONALITEIT | LEEFTIJDGROEP | | | | | | | | | | | |
|-----------------------------------|---------------|-------------|---------------|---------------|---------------|---------------|---------------|---------------|---------------|---------------|---------------|---------------|
| | 0-4 JAAR | 5-9 JAAR | 10-14 JAAR | 15-19 JAAR | 20-24 JAAR | 25-29 JAAR | 30-34 JAAR | 35-39 JAAR | 40-44 JAAR | 45-49 JAAR | 50-54 JAAR | 55-59 JAAR |
| ANDERE LANDE LID VAN DE E.E.G. | | | | | | | | | | | | |
| DUITSLAND | 62 | 97 | 90 | 113 | 191 | 316 | 290 | 230 | 198 | 229 | 358 | 247 |
| DENEMARKE | 8 | 8 | 5 | 11 | 24 | 33 | 22 | 12 | 15 | 16 | 17 | 19 |
| SPANJE | 76 | 76 | 108 | 156 | 284 | 356 | 308 | 229 | 203 | 262 | 230 | 295 |
| FRANKRIJK | 118 | 146 | 127 | 122 | 227 | 303 | 242 | 244 | 295 | 318 | 195 | 155 |
| VERENIGD-KONINKRIJK | 258 | 234 | 218 | 177 | 285 | 352 | 453 | 421 | 392 | 343 | 187 | 188 |
| LUXEMBURG | 5 | - | - | 3 | 10 | 22 | 21 | 14 | 8 | 10 | 13 | 10 |
| GRIEKENLAND | 23 | 20 | 24 | 24 | 43 | 82 | 82 | 93 | 54 | 60 | 25 | 40 |
| IERLAND (EIRE) | 3 | 16 | 8 | 4 | 31 | 52 | 39 | 22 | 17 | 9 | 4 | 1 |
| PORTUGAL | 115 | 114 | 112 | 117 | 159 | 206 | 226 | 213 | 158 | 118 | 92 | 85 |
| ITALIE | 92 | 68 | 75 | 88 | 181 | 252 | 223 | 241 | 207 | 186 | 144 | 105 |
| NEDERLAND | 811 | 727 | 864 | 981 | 1.788 | 2.703 | 2.588 | 2.160 | 2.091 | 2.295 | 2.169 | 1.852 |
| T | 1.571 | 1.506 | 1.631 | 1.796 | 3.223 | 4.677 | 4.494 | 3.879 | 3.638 | 3.846 | 3.434 | 2.997 |
| AND. EUROPESE LANDE | | | | | | | | | | | | |
| OOSTENRIJK | 7 | 8 | 5 | 10 | 16 | 24 | 16 | 28 | 22 | 33 | 15 | 13 |
| FINLAND | 15 | 4 | 1 | 7 | 5 | 17 | 29 | 11 | 11 | 8 | 3 | 5 |
| HONGARIJE | 2 | 8 | 3 | 9 | 18 | 15 | 13 | 5 | 3 | 4 | 1 | 2 |
| NOORWEGEN | 5 | 8 | 9 | 4 | 6 | 18 | 20 | 15 | 17 | 30 | 19 | 27 |
| POLEN | 12 | 29 | 39 | 32 | 81 | 70 | 56 | 64 | 47 | 24 | 12 | 12 |
| ZWEDEN | 6 | 5 | 11 | 10 | 14 | 18 | 14 | 19 | 13 | 36 | 21 | 14 |
| ZWITSERLAND | 12 | 16 | 14 | 12 | 27 | 28 | 31 | 31 | 21 | 32 | 22 | 16 |
| TSJECHOSLOWAKIJE | - | 3 | 2 | 1 | 9 | 4 | 7 | 5 | - | 3 | 1 | 2 |
| USSR | 7 | 9 | 15 | 5 | 18 | 14 | 25 | 20 | 17 | 8 | 6 | 4 |
| JOEGOSLAVIE | 117 | 97 | 59 | 54 | 109 | 170 | 161 | 128 | 104 | 60 | 64 | 24 |
| ANDERE LANDE VAN EUROPA | 75 | 47 | 49 | 39 | 103 | 152 | 130 | 97 | 75 | 42 | 29 | 15 |
| T | 258 | 234 | 207 | 183 | 406 | 530 | 502 | 423 | 330 | 280 | 193 | 134 |
| LANDE VAN AZIE | | | | | | | | | | | | |
| TAIWAN | - | 2 | 2 | 4 | 3 | 8 | 3 | 9 | 3 | 4 | 2 | 4 |
| INDIE | 138 | 137 | 113 | 76 | 104 | 188 | 212 | 149 | 103 | 74 | 27 | 18 |
| INDONESIE | 7 | 6 | 13 | 12 | 21 | 29 | 21 | 19 | 15 | 7 | 4 | 9 |
| JAPAN | 20 | 15 | 13 | 28 | 19 | 29 | 38 | 41 | 35 | 27 | 8 | 6 |
| NOORD-VIETNAM | - | - | 1 | - | 4 | 2 | 1 | - | 1 | 1 | - | - |
| CHINA (VOLKSREP.) | 20 | 25 | 17 | 21 | 31 | 81 | 128 | 105 | 49 | 38 | 28 | 26 |
| IRAN | 17 | 13 | 17 | 9 | 12 | 19 | 30 | 23 | 11 | 10 | 11 | 2 |
| ISRAEL | 88 | 88 | 84 | 87 | 94 | 79 | 102 | 119 | 90 | 62 | 28 | 23 |
| JORDANIE | - | - | - | - | - | 2 | 1 | 1 | - | - | 2 | - |
| LIBANON | 37 | 35 | 29 | 22 | 46 | 44 | 50 | 29 | 13 | 16 | 11 | 7 |
| PAKISTAN | 23 | 24 | 6 | 12 | 40 | 112 | 89 | 63 | 33 | 19 | 13 | 2 |
| TURKIJE | 1.397 | 1.191 | 1.249 | 1.123 | 1.189 | 1.053 | 881 | 616 | 509 | 311 | 302 | 213 |
| ANDERE LANDE VAN AZIE | 62 | 68 | 75 | 71 | 122 | 228 | 199 | 144 | 87 | 40 | 11 | 9 |
| T | 1.809 | 1.604 | 1.629 | 1.465 | 1.685 | 1.874 | 1.755 | 1.318 | 949 | 609 | 447 | 319 |
| LANDE VAN AFRIKA | | | | | | | | | | | | |
| BURUNDI | 4 | 2 | - | - | 2 | 7 | 6 | 5 | - | 1 | - | - |
| ZAIRE | 207 | 142 | 89 | 74 | 136 | 347 | 273 | 130 | 52 | 22 | 14 | 7 |
| IVOORKUST | 3 | 1 | 1 | 2 | 7 | 11 | 12 | 8 | - | - | - | - |
| MAURITIUS /EILAND/ | - | - | - | 4 | 1 | 2 | 3 | 3 | 1 | - | - | - |
| RWANDA | 12 | 10 | 6 | 2 | - | 14 | 15 | 4 | 1 | - | - | - |
| ALGERIJE | 27 | 23 | 18 | 13 | 12 | 18 | 27 | 23 | 8 | 11 | 16 | 16 |
| MAROKKO | 4.417 | 4.143 | 4.054 | 3.329 | 2.401 | 2.128 | 2.017 | 1.696 | 1.223 | 841 | 1.004 | 857 |
| TUNESIE | 24 | 27 | 18 | 12 | 13 | 36 | 32 | 31 | 33 | 23 | 12 | 5 |
| ANDERE LANDE VAN AFRIKA | 163 | 112 | 57 | 71 | 194 | 474 | 456 | 324 | 129 | 43 | 20 | 10 |
| T | 4.857 | 4.460 | 4.243 | 3.507 | 2.766 | 3.037 | 2.841 | 2.224 | 1.447 | 941 | 1.066 | 895 |

PROVINCIE: 1

TABEL O2.01 G T BLZ. 1.- FOL. 1.-

BEVOLKING VAN VREEMDE NATIONALITEIT NAAR NATIONALITEIT,
LEEFTIJDGROEPEN EN LEEFTIJDKLASSEN
- TOTALE BEVOLKING -

PROVINCIE
ANTWERPEN

N.I.S.

BEVOLKING
OP 1-1-1994

| N.I.S. BEVOLKING OP 1-1-1994 | | TABEL 02.01 G T BEVOLKING VAN VREEMDE NATIONALITEIT NAAR NATIONALITEIT, LEEFTIJDGROEPEN EN LEEFTIJDKlassen - TOTALE BEVOLKING - | | | | | | | BLZ. 1.- FOL. 2.- | | | PROVINCIE: 1 PROVINCIE ANTWERPEN | |
|------------------------------------|---------------|--|---------------|---------------|---------------|---------------|-------------------|--------------|-------------------|-------------------|---------------|--|--|
| LEEFTIJDGROEP | | | | | | | LEEFTIJDKlasse | | | ALGE- MEEN | NATIONALITEIT | | |
| 60-64 JAAR | 65-69 JAAR | 70-74 JAAR | 75-79 JAAR | 80-84 JAAR | 85-89 JAAR | 90-94 JAAR | 95 ANS EN MEER | 0-14 JAAR | 15-64 JAAR | 65 ANS EN MEER | | TOTAAL | |
| | | | | | | | | | | | | ANDERE LANDEN LID VAN DE E.E.G. | |
| 121 | 95 | 63 | 24 | 26 | 16 | 4 | 1 | 249 | 2.293 | 229 | 2.771 | DUITSLAND | |
| 14 | 11 | 5 | 3 | 5 | 1 | 1 | 1 | 21 | 183 | 27 | 231 | DENEMARKEN | |
| 231 | 121 | 36 | 14 | 14 | 5 | - | - | 260 | 2.554 | 190 | 3.004 | SPANJE | |
| 97 | 115 | 85 | 40 | 50 | 24 | 11 | 2 | 391 | 2.198 | 327 | 2.916 | FRANKRIJK | |
| 106 | 140 | 147 | 61 | 35 | 15 | 8 | 2 | 710 | 2.904 | 408 | 4.022 | VERENIGD-KONINKRIJK | |
| 10 | 8 | 6 | 7 | 6 | 5 | 1 | - | 5 | 121 | 33 | 159 | LUXEMBURG | |
| 35 | 20 | 7 | 4 | 4 | 1 | 1 | - | 67 | 538 | 37 | 642 | GRIEKENLAND | |
| 3 | 4 | 5 | - | - | - | - | - | 27 | 182 | 9 | 218 | IERLAND (EIRE) | |
| 50 | 31 | 10 | 7 | 1 | 2 | 1 | - | 341 | 1.424 | 52 | 1.817 | PORTUGAL | |
| 77 | 52 | 17 | 12 | 10 | 9 | - | 1 | 235 | 1.704 | 101 | 2.040 | ITALIE | |
| 1.887 | 1.529 | 1.130 | 734 | 443 | 217 | 55 | 10 | 2.402 | 20.514 | 4.118 | 27.034 | NEDERLAND | |
| 2.631 | 2.126 | 1.511 | 906 | 594 | 295 | 82 | 17 | 4.708 | 34.615 | 5.531 | 44.854 | T | |
| | | | | | | | | | | | | AND. EUROPESE LANDEN | |
| 9 | 7 | 11 | 4 | 5 | 2 | 1 | - | 20 | 186 | 30 | 236 | OOSTENRIJK | |
| 9 | 3 | - | - | 1 | - | - | - | 20 | 105 | 4 | 129 | FINLAND | |
| 1 | - | - | 6 | 5 | 2 | 1 | - | 13 | 71 | 14 | 98 | HONGARIJE | |
| 23 | 16 | 7 | 7 | 6 | 1 | 1 | 1 | 22 | 179 | 39 | 240 | NOORWEGEN | |
| 11 | 14 | 11 | 6 | 4 | 1 | - | - | 80 | 409 | 36 | 525 | POLEN | |
| 24 | 13 | 10 | 3 | - | 1 | - | - | 22 | 183 | 27 | 232 | ZWEDEN | |
| 23 | 15 | 20 | 5 | 7 | 7 | 3 | - | 42 | 243 | 57 | 342 | ZWITSERLAND | |
| 1 | - | 2 | - | - | - | - | - | 5 | 33 | 2 | 40 | TSJECHOSLOWAKIJE | |
| 5 | 1 | 2 | 1 | - | - | - | - | 31 | 122 | 4 | 157 | USSR | |
| 20 | 12 | 4 | 3 | 1 | 1 | - | - | 273 | 894 | 21 | 1.188 | JOEGOSLAVIE | |
| 15 | 7 | 5 | 1 | 2 | 2 | 1 | 1 | 171 | 697 | 19 | 887 | ANDERE LANDEN VAN EUROPA | |
| 141 | 88 | 72 | 36 | 31 | 17 | 7 | 2 | 699 | 3.122 | 253 | 4.074 | T | |
| | | | | | | | | | | | | LANDEN VAN AZIE | |
| 7 | - | 1 | - | - | - | - | - | 4 | 47 | 1 | 52 | TAIWAN | |
| 14 | 6 | - | 1 | 1 | - | - | - | 388 | 965 | 8 | 1.361 | INDIE | |
| 7 | 4 | 3 | 1 | - | - | 1 | - | 26 | 144 | 9 | 179 | INDONESIE | |
| 1 | 1 | - | - | - | - | - | - | 48 | 232 | 1 | 281 | JAPAN | |
| - | - | - | - | - | - | - | - | 1 | 9 | - | 10 | NOORD-VIETNAM | |
| 20 | 24 | 12 | 3 | 6 | 1 | - | - | 62 | 527 | 46 | 635 | CHINA (VOLKSREP.) | |
| 3 | 4 | - | - | 1 | - | - | - | 47 | 130 | 5 | 182 | IRAN | |
| 7 | 8 | 14 | 12 | 5 | 1 | - | - | 270 | 691 | 40 | 1.001 | ISRAEL | |
| - | - | - | - | - | - | - | - | - | 6 | - | 6 | JORDANIE | |
| 4 | 5 | 3 | 3 | 1 | - | - | - | 101 | 242 | 12 | 355 | LIBANON | |
| - | - | 1 | - | - | - | - | - | 59 | 383 | 2 | 438 | PAKISTAN | |
| 155 | 45 | 15 | 9 | 3 | - | 1 | 2 | 3.837 | 6.352 | 75 | 10.264 | TURKIJE | |
| 2 | 2 | 4 | 1 | 1 | - | - | 1 | 205 | 913 | 9 | 1.127 | ANDERE LANDEN VAN AZIE | |
| 220 | 99 | 53 | 30 | 18 | 2 | 2 | 4 | 5.042 | 10.641 | 208 | 15.891 | T | |
| | | | | | | | | | | | | LANDEN VAN AFRIKA | |
| 1 | - | - | - | - | - | - | - | 6 | 22 | - | 28 | BURUNDI | |
| 1 | 2 | - | - | - | - | - | - | 438 | 1.056 | 2 | 1.496 | ZAIRE | |
| - | - | - | - | - | - | - | - | 5 | 40 | - | 45 | IVOORKUST | |
| - | - | - | - | 1 | - | - | - | - | 14 | 1 | 15 | MAURITIUS /EILAND/ | |
| - | - | - | - | - | - | - | - | 28 | 36 | - | 64 | RWANDA | |
| 10 | 5 | 3 | 1 | - | 1 | - | - | 68 | 154 | 10 | 232 | ALGERIJE | |
| 415 | 133 | 49 | 9 | 5 | 1 | 1 | 1 | 12.614 | 15.911 | 199 | 28.724 | MAROKKO | |
| 4 | 1 | - | - | - | - | - | - | 69 | 201 | 1 | 271 | TUNESIE | |
| 6 | 5 | 2 | 1 | 1 | 1 | - | - | 332 | 1.727 | 10 | 2.069 | ANDERE LANDEN VAN AFRIKA | |
| 437 | 146 | 54 | 11 | 7 | 3 | 1 | 1 | 13.560 | 19.161 | 223 | 32.944 | T | |

| NATIONALITEIT | LEEFTIJDSGROEP | | | | | | | | | | | |
|--------------------------------------|----------------|-------------|---------------|---------------|---------------|---------------|---------------|---------------|---------------|---------------|---------------|---------------|
| | 0-4 JAAR | 5-9 JAAR | 10-14 JAAR | 15-19 JAAR | 20-24 JAAR | 25-29 JAAR | 30-34 JAAR | 35-39 JAAR | 40-44 JAAR | 45-49 JAAR | 50-54 JAAR | 55-59 JAAR |
| LANDEN VAN AMERIKA | | | | | | | | | | | | |
| CANADA | 19 | 25 | 17 | 8 | 20 | 30 | 26 | 18 | 15 | 12 | 5 | 8 |
| VER. STATEN VAN AMERIKA | 95 | 76 | 97 | 74 | 109 | 101 | 142 | 130 | 105 | 92 | 53 | 38 |
| HAITI | - | - | 2 | - | - | 1 | - | 1 | - | - | 1 | - |
| BRAZILIE | 8 | 10 | 8 | 14 | 15 | 35 | 36 | 35 | 10 | 7 | - | 3 |
| CHILI | 8 | 19 | 17 | 33 | 43 | 63 | 65 | 55 | 65 | 60 | 29 | 13 |
| COLOMBIA | 2 | - | 1 | 1 | 2 | 9 | 16 | 6 | 5 | 2 | 1 | 1 |
| ANDERE LANDEN VAN AMERIKA | 24 | 41 | 45 | 45 | 69 | 97 | 92 | 72 | 43 | 12 | 11 | 11 |
| T | 156 | 171 | 187 | 175 | 258 | 336 | 377 | 317 | 243 | 185 | 100 | 74 |
| LANDEN VAN OCEANIE | | | | | | | | | | | | |
| AUSTRALIE | 1 | 6 | 6 | 8 | 11 | 26 | 16 | 8 | 12 | 8 | 2 | 2 |
| ANDERE LANDEN VAN OCEANIE | 2 | 4 | 4 | 3 | - | 4 | 4 | 7 | 6 | 1 | 2 | 1 |
| T | 3 | 10 | 10 | 11 | 11 | 30 | 20 | 15 | 18 | 9 | 4 | 3 |
| VLUCHTELINGEN | | | | | | | | | | | | |
| VLUCHTELINGEN (HERKOMST ONBEKEND) | 81 | 53 | 28 | 23 | 27 | 23 | 23 | 28 | 14 | 4 | 2 | 2 |
| VLUCHTELINGEN (HERKOMST BEKEND) | 82 | 166 | 152 | 132 | 124 | 191 | 200 | 184 | 144 | 80 | 45 | 39 |
| T | 163 | 219 | 180 | 155 | 151 | 214 | 223 | 212 | 158 | 84 | 47 | 41 |
| VADERLANDLOZEN - ONBEKENDEN | | | | | | | | | | | | |
| VADERLANDLOOS | 1 | - | 5 | 1 | 1 | 4 | 11 | 13 | 14 | 14 | 7 | 6 |
| T | 1 | - | 5 | 1 | 1 | 4 | 11 | 13 | 14 | 14 | 7 | 6 |
| TT | 8.818 | 8.204 | 8.092 | 7.293 | 8.501 | 10.702 | 10.223 | 8.401 | 6.797 | 5.968 | 5.298 | 4.469 |

N.I.S.

TABEL 02.01 G T

BLZ. 2.- FOL. 1.-

PROVINCIE: 1

BEVOLKING
OP 1-1-1994BEVOLKING VAN VREEMDE NATIONALITEIT NAAR NATIONALITEIT,
LEEFTIJDSGROEPEN EN LEEFTIJDSKLASSEN
- TOTALE BEVOLKING -PROVINCIE
ANTWERPEN

| N.I.S. BEVOLKING OP 1-1-1994 | | TABEL 02.01 G T BEVOLKING VAN VREEMDE NATIONALITEIT NAAR NATIONALITEIT, LEEFTIJDGROEPEN EN LEEFTIJDKLASSEN - TOTALE BEVOLKING - | | | | | | | | | BLZ. 2.- FOL. 2.- | | PROVINCIE: 1 PROVINCIE ANTWERPEN | |
|------------------------------------|---------------|--|---------------|---------------|---------------|---------------|-------------------|----------------|---------------|-------------------|-------------------|---------------|--|--|
| LEEFTIJDGROEP | | | | | | | | LEEFTIJDKLASSE | | | ALGE- MEEN | NATIONALITEIT | | |
| 60-64 JAAR | 65-69 JAAR | 70-74 JAAR | 75-79 JAAR | 80-84 JAAR | 85-89 JAAR | 90-94 JAAR | 95 ANS EN MEER | 0-14 JAAR | 15-64 JAAR | 65 ANS EN MEER | TOTAAL | | | |
| | | | | | | | | | | | | | LANDEN VAN AMERIKA | |
| 6 | 10 | 8 | 5 | - | - | 1 | - | 61 | 148 | 24 | 233 | | CANADA | |
| 41 | 31 | 46 | 34 | 25 | 21 | 7 | 2 | 268 | 885 | 166 | 1.319 | | VER. STATEN VAN AMERIKA | |
| - | - | - | - | - | - | - | - | 2 | 3 | - | 5 | | HAITI | |
| 1 | 2 | 2 | 1 | 1 | 1 | 1 | - | 26 | 156 | 8 | 190 | | BRAZILIE | |
| 9 | 3 | 1 | 1 | - | - | - | - | 44 | 435 | 5 | 484 | | CHILI | |
| - | - | - | - | - | - | 1 | - | 3 | 43 | 1 | 47 | | COLOMBIA | |
| 7 | 3 | 5 | 2 | 2 | 3 | - | - | 110 | 459 | 15 | 584 | | ANDERE LANDEN VAN AMERIKA | |
| 64 | 49 | 62 | 43 | 28 | 26 | 9 | 2 | 514 | 2.129 | 219 | 2.862 | | T | |
| | | | | | | | | | | | | | LANDEN VAN OCEANIE | |
| - | 1 | - | 2 | - | - | - | - | 13 | 93 | 3 | 109 | | AUSTRALIE | |
| - | - | - | - | - | - | - | - | 10 | 28 | - | 38 | | ANDERE LANDEN VAN OCEANIE | |
| - | 1 | - | 2 | - | - | - | - | 23 | 121 | 3 | 147 | | T | |
| | | | | | | | | | | | | | VLUCHTELINGEN | |
| - | 8 | 7 | 3 | 1 | 6 | - | - | 162 | 146 | 25 | 333 | | VLUCHTELINGEN (HERKOMST ONBEKEND) | |
| 50 | 37 | 34 | 23 | 18 | 21 | 3 | 3 | 400 | 1.189 | 139 | 1.728 | | VLUCHTELINGEN (HERKOMST BEKEND) | |
| 50 | 45 | 41 | 26 | 19 | 27 | 3 | 3 | 562 | 1.335 | 164 | 2.061 | | T | |
| | | | | | | | | | | | | | VADERLANDLOZEN - ONBEKENDEN | |
| 6 | 11 | 5 | 5 | 5 | 2 | - | - | 6 | 77 | 28 | 111 | | VADERLANDLOOS | |
| 6 | 11 | 5 | 5 | 5 | 2 | - | - | 6 | 77 | 28 | 111 | | T | |
| 3.549 | 2.565 | 1.798 | 1.059 | 702 | 372 | 104 | 29 | 25.114 | 71.201 | 6.629 | 102.944 | | TT | |

| N.I.S. | TABEL O2.01 G T | | | | | | | | | | BLZ. 1.- FOL. 1.- | | PROVINCIE: 2 | |
|------------------------------------|---|-------------|---------------|---------------|---------------|---------------|---------------|---------------|---------------|---------------|-------------------|----------------------|--------------|--|
| BEVOLKING OP 1-1-1994 | BEVOLKING VAN VREEMDE NATIONALITEIT NAAR NATIONALITEIT, LEEFTIJDGROEPEN EN LEEFTIJDKlassen | | | | | | | | | | | PROVINCIE BRABANT | | |
| NATIONALITEIT | LEEFTIJDGROEP | | | | | | | | | | | | | |
| | 0-4 JAAR | 5-9 JAAR | 10-14 JAAR | 15-19 JAAR | 20-24 JAAR | 25-29 JAAR | 30-34 JAAR | 35-39 JAAR | 40-44 JAAR | 45-49 JAAR | 50-54 JAAR | 55-59 JAAR | | |
| ANDERE LANDEN LID VAN DE E.E.G. | | | | | | | | | | | | | | |
| DUITSLAND | 425 | 467 | 455 | 537 | 785 | 1.198 | 1.143 | 909 | 834 | 859 | 1.124 | 803 | | |
| DENEMARKE | 120 | 145 | 154 | 178 | 203 | 259 | 205 | 214 | 239 | 273 | 182 | 90 | | |
| SPANJE | 869 | 1.114 | 1.360 | 1.668 | 2.372 | 3.156 | 3.241 | 2.735 | 2.086 | 2.099 | 1.683 | 2.163 | | |
| FRANKRIJK | 1.690 | 1.704 | 1.847 | 1.893 | 3.470 | 4.229 | 3.425 | 3.157 | 3.572 | 3.472 | 2.294 | 1.799 | | |
| VERENIGD-KONINKRIJK | 946 | 998 | 1.057 | 873 | 1.058 | 1.433 | 1.714 | 1.688 | 1.877 | 1.801 | 1.016 | 630 | | |
| LUXEMBURG | 42 | 23 | 25 | 38 | 170 | 289 | 226 | 186 | 153 | 142 | 133 | 108 | | |
| GRIEKENLAND | 394 | 486 | 600 | 725 | 1.003 | 1.362 | 1.306 | 1.147 | 909 | 747 | 605 | 753 | | |
| IERLAND (EIRE) | 165 | 130 | 134 | 97 | 349 | 417 | 357 | 312 | 235 | 147 | 100 | 43 | | |
| PORTUGAL | 1.227 | 1.083 | 1.051 | 987 | 1.466 | 2.143 | 2.184 | 1.656 | 1.189 | 808 | 571 | 520 | | |
| ITALIE | 1.264 | 1.526 | 1.937 | 2.539 | 3.778 | 4.362 | 4.157 | 3.770 | 3.553 | 3.278 | 2.921 | 2.419 | | |
| NEDERLAND | 527 | 539 | 502 | 703 | 1.240 | 1.509 | 1.390 | 1.277 | 1.075 | 1.203 | 953 | 711 | | |
| T | 7.669 | 8.215 | 9.122 | 10.238 | 15.894 | 20.357 | 19.348 | 17.051 | 15.722 | 14.829 | 11.582 | 10.039 | | |
| AND. EUROPESE LANDEN | | | | | | | | | | | | | | |
| DUITSLAND (DEM. REP.) | - | - | - | - | - | 2 | - | - | - | - | - | - | | |
| OOSTENRIJK | 17 | 13 | 17 | 21 | 45 | 62 | 64 | 52 | 47 | 62 | 53 | 23 | | |
| FINLAND | 53 | 39 | 31 | 43 | 57 | 93 | 99 | 90 | 63 | 71 | 31 | 20 | | |
| HONGARIJE | 1 | 11 | 19 | 24 | 35 | 35 | 26 | 36 | 26 | 19 | 18 | 16 | | |
| NOORWEGEN | 41 | 27 | 23 | 29 | 57 | 62 | 59 | 70 | 36 | 45 | 17 | 24 | | |
| POLEN | 26 | 54 | 71 | 61 | 109 | 195 | 193 | 173 | 121 | 56 | 41 | 37 | | |
| ZWEDEN | 128 | 149 | 160 | 168 | 220 | 183 | 219 | 202 | 196 | 248 | 236 | 137 | | |
| ZWITSERLAND | 36 | 24 | 23 | 37 | 82 | 139 | 141 | 123 | 94 | 97 | 111 | 97 | | |
| TSJECHOSLOWAKIJE | 2 | 16 | 11 | 15 | 17 | 29 | 27 | 35 | 26 | 17 | 13 | 5 | | |
| USSR | 18 | 34 | 48 | 33 | 33 | 53 | 63 | 70 | 63 | 61 | 33 | 21 | | |
| JOEGOSLAVIE | 357 | 270 | 254 | 262 | 358 | 432 | 380 | 275 | 295 | 179 | 152 | 121 | | |
| ANDERE LANDEN VAN EUROPA | 159 | 115 | 111 | 95 | 196 | 328 | 296 | 290 | 189 | 83 | 41 | 27 | | |
| T | 838 | 752 | 768 | 788 | 1.209 | 1.613 | 1.567 | 1.416 | 1.156 | 938 | 746 | 528 | | |
| LANDEN VAN AZIE | | | | | | | | | | | | | | |
| TAIWAN | 16 | 14 | 30 | 26 | 29 | 55 | 76 | 46 | 34 | 28 | 13 | 14 | | |
| INDIE | 60 | 52 | 39 | 39 | 83 | 165 | 205 | 138 | 96 | 41 | 20 | 23 | | |
| INDONESIE | 29 | 19 | 20 | 23 | 36 | 61 | 64 | 44 | 39 | 21 | 10 | 11 | | |
| JAPAN | 245 | 251 | 193 | 107 | 77 | 227 | 497 | 408 | 338 | 220 | 112 | 43 | | |
| NOORD-VIETNAM | 11 | 7 | 1 | 7 | 12 | 14 | 15 | 11 | 11 | 2 | 1 | 3 | | |
| CHINA (VOLKSREP.) | 75 | 55 | 44 | 32 | 90 | 237 | 401 | 303 | 116 | 71 | 36 | 30 | | |
| IRAN | 99 | 67 | 76 | 44 | 84 | 158 | 192 | 98 | 59 | 73 | 55 | 16 | | |
| ISRAEL | 83 | 81 | 56 | 54 | 64 | 76 | 98 | 116 | 95 | 59 | 23 | 15 | | |
| JORDANIE | 22 | 33 | 14 | 3 | 26 | 25 | 17 | 15 | 8 | 6 | 11 | 4 | | |
| LIBANON | 99 | 77 | 76 | 54 | 124 | 231 | 238 | 121 | 58 | 54 | 35 | 20 | | |
| PAKISTAN | 87 | 68 | 66 | 40 | 69 | 168 | 165 | 155 | 87 | 52 | 20 | 23 | | |
| TURKIJE | 2.654 | 2.479 | 2.706 | 2.632 | 2.474 | 2.451 | 2.065 | 1.666 | 1.214 | 857 | 769 | 565 | | |
| ANDERE LANDEN VAN AZIE | 265 | 246 | 191 | 172 | 277 | 591 | 662 | 479 | 296 | 158 | 101 | 45 | | |
| T | 3.745 | 3.449 | 3.512 | 3.233 | 3.445 | 4.459 | 4.695 | 3.600 | 2.451 | 1.642 | 1.206 | 812 | | |
| LANDEN VAN AFRIKA | | | | | | | | | | | | | | |
| BURUNDI | 32 | 20 | 13 | 12 | 30 | 81 | 79 | 44 | 25 | 9 | 2 | 2 | | |
| ZAIRE | 893 | 814 | 822 | 900 | 1.183 | 1.313 | 1.185 | 869 | 531 | 284 | 147 | 67 | | |
| IVOORKUST | 11 | 8 | 10 | 20 | 51 | 58 | 61 | 38 | 16 | 5 | - | - | | |
| MAURITIUS /EILAND/ | 7 | 10 | 16 | 16 | 32 | 46 | 51 | 33 | 35 | 26 | 12 | 6 | | |
| RWANDA | 46 | 53 | 19 | 15 | 81 | 129 | 88 | 61 | 30 | 13 | 8 | 1 | | |
| ALGERIJE | 196 | 191 | 202 | 201 | 178 | 274 | 266 | 255 | 192 | 144 | 155 | 144 | | |
| MAROKKO | 9.765 | 9.842 | 9.980 | 9.015 | 7.349 | 7.537 | 7.601 | 6.217 | 4.686 | 3.026 | 3.214 | 2.869 | | |
| TUNESIE | 314 | 265 | 234 | 183 | 163 | 342 | 319 | 376 | 338 | 231 | 133 | 64 | | |
| ANDERE LANDEN VAN AFRIKA | 377 | 359 | 301 | 301 | 779 | 943 | 896 | 714 | 431 | 151 | 81 | 58 | | |
| T | 11.641 | 11.562 | 11.597 | 10.663 | 9.846 | 10.723 | 10.546 | 8.607 | 6.284 | 3.889 | 3.752 | 3.211 | | |

| N.I.S. BEVOLKING OP 1-1-1994 | | TABEL Q2.01 G T BEVOLKING VAN VREEMDE NATIONALITEIT NAAR NATIONALITEIT, LEEFTIJDGROEPEN EN LEEFTIJDKlassen - TOTALE BEVOLKING - | | | | | | | | | | BLZ. 1.- FDL. 2.- | | PROVINCIE: 2 PROVINCIE BRABANT | |
|------------------------------------|---------------|--|---------------|---------------|---------------|---------------|-------------------|----------------|---------------|-------------------|---------------|--------------------------|------------------------------------|--------------------------------------|--|
| LEEFTIJDGROEP | | | | | | | | LEEFTIJDKlasse | | | ALGE- MEEN | NATIONALITEIT | | | |
| 60-64 JAAR | 65-69 JAAR | 70-74 JAAR | 75-79 JAAR | 80-84 JAAR | 85-89 JAAR | 90-94 JAAR | 95 ANS EN MEER | 0-14 JAAR | 15-64 JAAR | 65 ANS EN MEER | TOTAAL | | | | |
| | | | | | | | | | | | | | ANDERE LANDEN LID VAN DE E.E.G. | | |
| 393 | 272 | 160 | 64 | 47 | 35 | 17 | 1 | 1.347 | 8.585 | 596 | 10.528 | DUITSLAND | | | |
| 37 | 20 | 16 | 4 | 6 | - | - | 1 | 419 | 1.880 | 47 | 2.346 | DENEMARKEN | | | |
| 2.141 | 1.340 | 578 | 219 | 119 | 50 | 15 | 4 | 3.343 | 23.344 | 2.325 | 29.012 | SPANJE | | | |
| 1.460 | 1.253 | 1.052 | 455 | 472 | 256 | 106 | 27 | 5.241 | 28.771 | 3.621 | 37.633 | FRANKRIJK | | | |
| 311 | 347 | 386 | 155 | 93 | 39 | 17 | 7 | 3.001 | 12.401 | 1.044 | 16.446 | VERENIGD-KONINKRIJK | | | |
| 140 | 114 | 95 | 77 | 65 | 44 | 15 | 6 | 90 | 1.585 | 416 | 2.091 | LUXEMBURG | | | |
| 838 | 457 | 148 | 71 | 49 | 15 | 5 | 1 | 1.480 | 9.395 | 746 | 11.621 | GRIEKENLAND | | | |
| 19 | 10 | 5 | 4 | 2 | 2 | - | - | 429 | 2.076 | 23 | 2.528 | IERLAND (EIRE) | | | |
| 316 | 200 | 114 | 51 | 31 | 8 | 3 | 2 | 3.361 | 11.840 | 409 | 15.610 | PORTUGAL | | | |
| 1.824 | 1.426 | 979 | 440 | 343 | 168 | 46 | 17 | 4.727 | 32.601 | 3.419 | 40.747 | ITALIE | | | |
| 626 | 512 | 424 | 275 | 212 | 117 | 39 | 9 | 1.568 | 10.687 | 1.588 | 13.843 | NEDERLAND | | | |
| 8.105 | 5.951 | 3.957 | 1.815 | 1.439 | 734 | 263 | 75 | 25.006 | 143.165 | 14.234 | 182.405 | T | | | |
| | | | | | | | | | | | | AND. EUROPESE LANDEN | | | |
| - | - | - | - | - | - | - | - | - | 2 | - | 2 | DUITSLAND (DEM. REP.) | | | |
| 14 | 16 | 23 | 20 | 20 | 10 | 2 | - | 47 | 443 | 91 | 581 | OOSTENRIJK | | | |
| 7 | 3 | 2 | - | 3 | 2 | - | - | 123 | 574 | 10 | 707 | FINLAND | | | |
| 9 | 15 | 10 | 7 | 14 | 5 | 3 | - | 31 | 244 | 54 | 329 | HONGARIJE | | | |
| 12 | 4 | 4 | 4 | - | - | - | 1 | 91 | 411 | 13 | 515 | NOORWEGEN | | | |
| 37 | 42 | 25 | 32 | 18 | 14 | 9 | 3 | 151 | 1.023 | 143 | 1.317 | POLEN | | | |
| 80 | 40 | 29 | 7 | 7 | 2 | 1 | - | 437 | 1.889 | 86 | 2.412 | ZWEDEN | | | |
| 83 | 74 | 52 | 34 | 48 | 47 | 18 | 2 | 83 | 1.004 | 275 | 1.362 | ZWITSERLAND | | | |
| 4 | 2 | 1 | 3 | 2 | 5 | 1 | 1 | 29 | 188 | 15 | 232 | TSJECHOSLOWAKIJE | | | |
| 8 | 6 | 4 | 3 | 2 | - | 1 | - | 100 | 438 | 16 | 554 | USSR | | | |
| 83 | 52 | 28 | 9 | 7 | 10 | 2 | 1 | 881 | 2.537 | 109 | 3.527 | JOEGOSLAVIE | | | |
| 11 | 12 | 16 | 9 | 8 | 3 | 1 | - | 385 | 1.556 | 49 | 1.990 | ANDERE LANDEN VAN EUROPA | | | |
| 348 | 266 | 194 | 128 | 129 | 98 | 38 | 8 | 2.358 | 10.309 | 861 | 13.528 | T | | | |
| | | | | | | | | | | | | LANDEN VAN AZIE | | | |
| 6 | 5 | 14 | 1 | 2 | 1 | 1 | 1 | 60 | 327 | 25 | 412 | TAIWAN | | | |
| 9 | 10 | 5 | - | - | - | - | 1 | 151 | 819 | 16 | 986 | INDIE | | | |
| 2 | 4 | 1 | 5 | 2 | - | - | - | 68 | 311 | 12 | 391 | INDONESIE | | | |
| 13 | 7 | 5 | 1 | 3 | - | - | - | 689 | 2.042 | 16 | 2.747 | JAPAN | | | |
| 1 | 2 | 2 | 1 | 1 | - | - | - | 19 | 77 | 6 | 102 | NOORD-VIETNAM | | | |
| 19 | 17 | 16 | 8 | 2 | - | - | - | 174 | 1.335 | 43 | 1.552 | CHINA (VOLKSREP.) | | | |
| 24 | 16 | 8 | 10 | 8 | 2 | 2 | - | 242 | 803 | 46 | 1.091 | IRAN | | | |
| 14 | 13 | 8 | 4 | 8 | 7 | 3 | - | 220 | 614 | 43 | 877 | ISRAEL | | | |
| 1 | 1 | - | 1 | - | - | - | - | 69 | 116 | 2 | 187 | JORDANIE | | | |
| 33 | 26 | 11 | 14 | 5 | 2 | - | - | 252 | 968 | 58 | 1.278 | LIBANON | | | |
| 7 | 2 | 6 | 3 | 3 | - | - | - | 221 | 786 | 14 | 1.021 | PAKISTAN | | | |
| 499 | 195 | 66 | 37 | 20 | 5 | 6 | 2 | 7.839 | 15.192 | 331 | 23.362 | TURKIJE | | | |
| 38 | 15 | 16 | 9 | 4 | 2 | 1 | - | 702 | 2.819 | 47 | 3.568 | ANDERE LANDEN VAN AZIE | | | |
| 666 | 313 | 158 | 94 | 58 | 19 | 13 | 4 | 10.706 | 26.209 | 659 | 37.574 | T | | | |
| | | | | | | | | | | | | LANDEN VAN AFRIKA | | | |
| 1 | - | - | - | - | - | - | - | 65 | 285 | - | 350 | BURUNDI | | | |
| 34 | 15 | 9 | 4 | 2 | 1 | - | - | 2.529 | 6.513 | 31 | 9.073 | ZAIRE | | | |
| 1 | 1 | - | - | - | - | - | - | 29 | 250 | 1 | 280 | IVOORKUST | | | |
| 9 | 5 | 3 | 3 | 1 | - | - | - | 33 | 266 | 12 | 311 | MAURITIUS /EILAND/ | | | |
| 2 | 1 | 1 | 1 | - | - | - | - | 118 | 428 | 3 | 549 | RWANDA | | | |
| 108 | 60 | 39 | 21 | 8 | 2 | - | - | 589 | 1.917 | 130 | 2.636 | ALGERIJE | | | |
| 1.601 | 689 | 303 | 136 | 31 | 12 | 5 | - | 29.587 | 53.115 | 1.176 | 83.878 | MAROKKO | | | |
| 34 | 16 | 6 | 1 | 2 | 2 | 1 | - | 813 | 2.183 | 28 | 3.024 | TUNESIE | | | |
| 31 | 12 | 5 | 4 | 6 | 1 | - | 2 | 1.037 | 4.385 | 30 | 5.452 | ANDERE LANDEN VAN AFRIKA | | | |
| 1.821 | 799 | 366 | 170 | 50 | 18 | 6 | 2 | 34.800 | 69.342 | 1.411 | 105.553 | T | | | |

| NATIONALITEIT | LEEFTIJDSGROEP | | | | | | | | | | | |
|--------------------------------------|----------------|-------------|---------------|---------------|---------------|---------------|---------------|---------------|---------------|---------------|---------------|---------------|
| | 0-4 JAAR | 5-9 JAAR | 10-14 JAAR | 15-19 JAAR | 20-24 JAAR | 25-29 JAAR | 30-34 JAAR | 35-39 JAAR | 40-44 JAAR | 45-49 JAAR | 50-54 JAAR | 55-59 JAAR |
| LANDEN VAN AMERIKA | | | | | | | | | | | | |
| CANADA | 46 | 36 | 41 | 56 | 63 | 102 | 109 | 91 | 97 | 89 | 48 | 37 |
| VER. STATEN VAN AMERIKA | 385 | 369 | 385 | 359 | 391 | 556 | 656 | 668 | 683 | 583 | 395 | 246 |
| HAITI | 7 | 6 | 8 | 13 | 14 | 34 | 32 | 29 | 15 | 5 | 9 | 3 |
| BRAZILIE | 28 | 35 | 39 | 36 | 52 | 105 | 149 | 91 | 83 | 54 | 30 | 17 |
| CHILI | 35 | 58 | 44 | 50 | 64 | 96 | 107 | 113 | 62 | 53 | 24 | 19 |
| COLOMBIA | 35 | 26 | 31 | 24 | 36 | 91 | 125 | 76 | 50 | 37 | 17 | 4 |
| ANDERE LANDEN VAN AMERIKA | 70 | 106 | 108 | 110 | 147 | 299 | 360 | 267 | 164 | 97 | 55 | 31 |
| T | 606 | 636 | 656 | 648 | 767 | 1.283 | 1.538 | 1.335 | 1.154 | 918 | 578 | 357 |
| LANDEN VAN OCEANIE | | | | | | | | | | | | |
| AUSTRALIE | 16 | 28 | 23 | 21 | 15 | 24 | 26 | 42 | 32 | 25 | 16 | 11 |
| ANDERE LANDEN VAN OCEANIE | 6 | 5 | 5 | 4 | 3 | 14 | 17 | 14 | 19 | 8 | 1 | 3 |
| T | 22 | 33 | 28 | 25 | 18 | 38 | 43 | 56 | 51 | 33 | 17 | 14 |
| VLUCHTELINGEN | | | | | | | | | | | | |
| VLUCHTELINGEN (HERKOMST ONBEKEND) | 599 | 518 | 207 | 111 | 59 | 95 | 95 | 59 | 31 | 27 | 15 | 7 |
| VLUCHTELINGEN (HERKOMST BEKEND) | 232 | 426 | 705 | 753 | 918 | 1.167 | 1.293 | 1.059 | 761 | 523 | 389 | 344 |
| T | 831 | 944 | 912 | 864 | 977 | 1.262 | 1.388 | 1.118 | 792 | 550 | 404 | 351 |
| VADERLANDLOZEN - ONBEKENDEN | | | | | | | | | | | | |
| VADERLANDLOOS | 7 | 15 | 7 | 5 | 3 | 18 | 24 | 15 | 23 | 19 | 10 | 7 |
| T | 7 | 15 | 7 | 5 | 3 | 18 | 24 | 15 | 23 | 19 | 10 | 7 |
| TT | 25.359 | 25.606 | 26.602 | 26.464 | 32.159 | 39.753 | 39.149 | 33.198 | 27.633 | 22.818 | 18.295 | 15.319 |

N.I.S.

BEVOLKING
OP 1-1-1994

TABEL O2.01 G T

BLZ. 2.- FOL. 1.-

PROVINCIE: 2

BEVOLKING VAN VREEMDE NATIONALITEIT NAAR NATIONALITEIT,
LEEFTIJDGROEPEN EN LEEFTIJDKLASSEN
- TOTALE BEVOLKING -PROVINCIE
BRABANT

| N.I.S. BEVOLKING OP 1-1-1994 | | TABEL 02.01 G T BEVOLKING VAN VREEMDE NATIONALITEIT NAAR NATIONALITEIT, LEEFTIJDGROEPEN EN LEEFTIJDKLASSEN - TOTALE BEVOLKING - | | | | | | | | | | BLZ. 2.- FOL. 2.- | | PROVINCIE: 2 PROVINCIE BRABANT | |
|------------------------------------|---------------|--|---------------|---------------|---------------|---------------|-------------------|----------------|---------------|-------------------|---------------|-------------------|--------------------------------------|--------------------------------------|--|
| LEEFTIJDGROEP | | | | | | | | LEEFTIJDKLASSE | | | ALGE- MEEN | NATIONALITEIT | | | |
| 60-64 JAAR | 65-69 JAAR | 70-74 JAAR | 75-79 JAAR | 80-84 JAAR | 85-89 JAAR | 90-94 JAAR | 95 ANS EN MEER | 0-14 JAAR | 15-64 JAAR | 65 ANS EN MEER | TOTAAL | | | | |
| | | | | | | | | | | | | | LANDEN VAN AMERIKA | | |
| 20 | 18 | 16 | 10 | 3 | 2 | - | - | 123 | 712 | 49 | 884 | 884 | CANADA | | |
| 181 | 131 | 102 | 40 | 36 | 14 | - | 4 | 1.139 | 4.718 | 330 | 6.187 | 6.187 | VER. STATEN VAN AMERIKA | | |
| 2 | 2 | 2 | - | 1 | - | - | - | 21 | 156 | 5 | 182 | 182 | HAITI | | |
| 10 | 8 | 4 | 2 | - | 3 | - | - | 102 | 627 | 17 | 746 | 746 | BRAZILIE | | |
| 11 | 6 | 4 | 5 | 2 | 1 | - | - | 137 | 599 | 18 | 754 | 754 | CHILI | | |
| 2 | 1 | - | - | - | 1 | - | - | 92 | 462 | 2 | 556 | 556 | COLOMBIA | | |
| 23 | 13 | 8 | 9 | 3 | 3 | 1 | 1 | 284 | 1.553 | 38 | 1.875 | 1.875 | ANDERE LANDEN VAN AMERIKA | | |
| 249 | 179 | 136 | 66 | 45 | 24 | 5 | 4 | 1.898 | 8.827 | 459 | 11.184 | 11.184 | T | | |
| | | | | | | | | | | | | | LANDEN VAN OCEANIE | | |
| 3 | 6 | 3 | 4 | - | - | - | - | 67 | 215 | 13 | 295 | 295 | AUSTRALIE | | |
| 1 | 1 | - | - | - | - | - | - | 16 | 84 | 1 | 101 | 101 | ANDERE LANDEN VAN OCEANIE | | |
| 4 | 7 | 3 | 4 | - | - | - | - | 83 | 299 | 14 | 396 | 396 | T | | |
| | | | | | | | | | | | | | VLUCHTELINGEN | | |
| 3 | 16 | 8 | 8 | 7 | 7 | 2 | - | 1.324 | 502 | 48 | 1.874 | 1.874 | VLUCHTELINGEN (HERKOMST ONBEKEND) | | |
| 317 | 279 | 228 | 106 | 100 | 66 | 29 | 16 | 1.363 | 7.524 | 824 | 9.711 | 9.711 | VLUCHTELINGEN (HERKOMST BEKEND) | | |
| 320 | 295 | 236 | 114 | 107 | 73 | 31 | 16 | 2.687 | 8.026 | 872 | 11.585 | 11.585 | T | | |
| | | | | | | | | | | | | | VADERLANDLOZEN - ONBEKENDEN | | |
| 12 | 20 | 7 | 7 | 14 | 14 | 6 | 2 | 29 | 136 | 70 | 235 | 235 | VADERLANDLOOS | | |
| 12 | 20 | 7 | 7 | 14 | 14 | 6 | 2 | 29 | 136 | 70 | 235 | 235 | T | | |
| 11.525 | 7.830 | 5.057 | 2.398 | 1.842 | 980 | 362 | 111 | 77.567 | 266.313 | 18.580 | 362.460 | 362.460 | TT | | |

| NATIONALITEIT | LEEFTIJDSGROEP | | | | | | | | | | | |
|------------------------------------|----------------|-------------|---------------|---------------|---------------|---------------|---------------|---------------|---------------|---------------|---------------|---------------|
| | 0-4 JAAR | 5-9 JAAR | 10-14 JAAR | 15-19 JAAR | 20-24 JAAR | 25-29 JAAR | 30-34 JAAR | 35-39 JAAR | 40-44 JAAR | 45-49 JAAR | 50-54 JAAR | 55-59 JAAR |
| ANDERE LANDEN LID VAN DE E.E.G. | | | | | | | | | | | | |
| DUITSLAND | 19 | 25 | 27 | 34 | 44 | 96 | 67 | 63 | 47 | 57 | 95 | 68 |
| DENEMARKEN | 1 | 2 | 2 | 4 | 4 | 6 | 3 | 4 | 3 | 3 | 3 | 1 |
| SPANJE | 1 | 5 | 2 | 2 | 28 | 40 | 14 | 23 | 22 | 20 | 8 | 11 |
| FRANKRIJK | 160 | 134 | 180 | 209 | 372 | 567 | 452 | 547 | 738 | 586 | 370 | 278 |
| VERENIGD-KONINKRIJK | 37 | 33 | 39 | 41 | 92 | 125 | 99 | 107 | 107 | 112 | 40 | 51 |
| LUXEMBURG | - | 1 | - | 1 | 3 | 6 | 3 | 3 | 2 | 4 | 4 | 6 |
| GRIEKENLAND | 2 | 6 | 5 | 5 | 20 | 17 | 15 | 16 | 14 | 5 | 4 | 9 |
| IERLAND (EIRE) | 2 | 1 | 1 | - | 13 | 18 | 12 | 8 | 7 | 6 | - | 2 |
| PORTUGAL | 23 | 14 | 16 | 14 | 33 | 70 | 42 | 41 | 34 | 23 | 14 | 7 |
| ITALIE | 11 | 16 | 13 | 13 | 38 | 92 | 71 | 79 | 85 | 65 | 37 | 25 |
| NEDERLAND | 62 | 82 | 82 | 81 | 154 | 199 | 237 | 208 | 210 | 232 | 170 | 148 |
| T | 318 | 319 | 367 | 404 | 801 | 1.236 | 1.015 | 1.099 | 1.269 | 1.113 | 745 | 606 |
| AND. EUROPESE LANDEN | | | | | | | | | | | | |
| OOSTENRIJK | - | 1 | - | - | 5 | 15 | 2 | 3 | 5 | 6 | 5 | 3 |
| FINLAND | 3 | - | - | - | - | 9 | 4 | 1 | 1 | 3 | 2 | - |
| HONGARIJE | - | 2 | 1 | 3 | 7 | 6 | 5 | 2 | 4 | 1 | 1 | - |
| NOORWEGEN | - | 2 | - | 2 | 3 | 3 | 3 | 1 | - | - | 2 | 1 |
| POLEN | 3 | 10 | 8 | 4 | 19 | 21 | 22 | 6 | 7 | 1 | 2 | 1 |
| ZWEDEN | - | - | - | 1 | 2 | 12 | 5 | 3 | - | 1 | 3 | 4 |
| ZWITSERLAND | - | 1 | - | - | 6 | 10 | 9 | 4 | 1 | 2 | 5 | 5 |
| TSJECHOSLOWAKIJE | 1 | - | - | - | 1 | 1 | 2 | - | - | - | - | 1 |
| USSR | 4 | 1 | 1 | - | 6 | 5 | 5 | - | 1 | 1 | - | - |
| JOEGOSLAVIE | 19 | 10 | 3 | 6 | 20 | 40 | 21 | 5 | 9 | 3 | 5 | 1 |
| ANDERE LANDEN VAN EUROPA | 67 | 33 | 20 | 20 | 91 | 121 | 94 | 61 | 43 | 13 | 7 | 4 |
| T | 97 | 60 | 33 | 36 | 160 | 243 | 172 | 86 | 71 | 31 | 32 | 20 |
| LANDEN VAN AZIE | | | | | | | | | | | | |
| TAIWAN | 1 | - | - | - | 1 | 3 | 3 | - | 2 | - | - | - |
| INDIE | 16 | 1 | 3 | 1 | 10 | 21 | 12 | 15 | 5 | 1 | 1 | 1 |
| INDONESIE | 2 | 1 | 1 | 3 | - | 7 | 3 | 4 | - | 2 | - | - |
| JAPAN | 7 | 5 | 10 | 1 | 2 | 14 | 14 | 10 | 13 | 8 | 2 | 1 |
| NOORD-VIETNAM | 14 | 10 | 5 | 5 | 6 | 4 | 7 | 3 | 3 | - | 1 | - |
| CHINA (VOLKSREP.) | 15 | 8 | 4 | 6 | 9 | 22 | 23 | 9 | 8 | 4 | 3 | 4 |
| IRAN | 16 | 20 | 17 | 11 | 6 | 16 | 27 | 19 | 13 | 7 | 6 | 3 |
| ISRAEL | - | 1 | - | - | 1 | - | 2 | 1 | 1 | 1 | - | - |
| JORDANIE | 5 | 1 | - | 1 | 3 | 2 | 2 | 1 | - | - | - | - |
| LIBANON | 3 | 3 | 3 | 2 | 4 | 9 | 4 | 6 | 2 | - | 1 | 2 |
| PAKISTAN | 16 | 7 | 8 | 6 | 25 | 58 | 42 | 23 | 14 | 6 | 3 | 2 |
| TURKIJE | 56 | 44 | 42 | 44 | 31 | 46 | 28 | 16 | 13 | 13 | 8 | 7 |
| ANDERE LANDEN VAN AZIE | 19 | 16 | 21 | 17 | 49 | 81 | 77 | 46 | 17 | 8 | 1 | 2 |
| T | 170 | 117 | 114 | 97 | 147 | 283 | 244 | 153 | 91 | 50 | 26 | 22 |
| LANDEN VAN AFRIKA | | | | | | | | | | | | |
| BURUNDI | - | - | - | - | - | 1 | 3 | 1 | - | - | - | - |
| ZAIRE | 24 | 22 | 6 | 4 | 23 | 49 | 37 | 16 | 9 | 3 | 3 | - |
| IVOORKUST | - | - | - | - | 1 | 1 | - | - | - | - | - | - |
| MAURITIUS /EILAND/ RWANDA | - | - | - | 3 | 2 | - | 1 | - | 1 | - | - | - |
| ALGERIJE | 2 | 6 | 6 | 1 | 2 | 3 | 1 | 1 | - | 1 | - | 1 |
| ALGERIJE | 48 | 23 | 8 | 7 | 12 | 27 | 29 | 32 | 42 | 39 | 25 | 15 |
| MAROKKO | 208 | 174 | 177 | 136 | 108 | 122 | 118 | 90 | 79 | 62 | 48 | 26 |
| TUNESIE | 25 | 15 | 24 | 16 | 18 | 24 | 26 | 25 | 29 | 19 | 6 | 8 |
| ANDERE LANDEN VAN AFRIKA | 32 | 11 | 8 | 16 | 41 | 93 | 71 | 36 | 14 | 6 | 1 | - |
| T | 339 | 251 | 229 | 183 | 207 | 320 | 286 | 201 | 174 | 130 | 83 | 50 |

PROVINCIE: 3

BEVOLKING VAN VREEMDE NATIONALITEIT NAAR NATIONALITEIT,
LEEFTIJDSGROEPEN EN LEEFTIJDSKLASSEN
- TOTALE BEVOLKING -

PROVINCIE
WEST-VLAANDEREN

| N.I.S. | | TABEL 02.01 G T | | | | | | BLZ. 1.- FOL. 2.- | | | PROVINCIE: 3 | | |
|--------------------------|---------------|---|---------------|---------------|---------------|---------------|-------------------|-------------------|---------------|-------------------|---------------|------------------------------|------------------------------------|
| BEVOLKING OP 1-1-1994 | | BEVOLKING VAN VREEMDE NATIONALITEIT NAAR NATIONALITEIT, LEEFTIJDGROEPEN EN LEEFTIJDKlassen | | | | | | | | | | PROVINCIE WEST-VLAANDEREN | |
| LEEFTIJDGROEP | | | | | | | | LEEFTIJDKlasse | | | ALGE- MEEN | NATIONALITEIT | |
| 60-64 JAAR | 65-69 JAAR | 70-74 JAAR | 75-79 JAAR | 80-84 JAAR | 85-89 JAAR | 90-94 JAAR | 95 ANS EN MEER | 0-14 JAAR | 15-64 JAAR | 65 ANS EN MEER | TOTAAL | | |
| | | | | | | | | | | | | | ANDERE LANDEN LID VAN DE E.E.G. |
| 31 | 36 | 44 | 9 | 10 | 5 | 2 | 3 | 71 | 602 | 109 | 782 | | DUITSLAND |
| - | 2 | - | - | - | - | - | - | 5 | 31 | 2 | 38 | | DENEMARKEN |
| 9 | 16 | 4 | 2 | 1 | 2 | - | - | 8 | 177 | 25 | 210 | | SPANJE |
| 261 | 245 | 241 | 133 | 131 | 63 | 18 | 3 | 474 | 4.380 | 834 | 5.688 | | FRANKRIJK |
| 46 | 71 | 89 | 43 | 20 | 8 | 7 | - | 109 | 820 | 238 | 1.167 | | VERENIGD-KONINKRIJK |
| 8 | 6 | 6 | 2 | 5 | 2 | 2 | - | 1 | 40 | 23 | 64 | | LUXEMBURG |
| 6 | 2 | - | 1 | - | - | - | - | 13 | 111 | 3 | 127 | | GRIEKENLAND |
| 1 | - | 1 | 1 | - | - | - | - | 4 | 67 | 2 | 73 | | IERLAND (EIRE) |
| 4 | 5 | - | - | 1 | - | - | - | 53 | 282 | 6 | 341 | | PORTUGAL |
| 28 | 21 | 18 | 6 | 7 | 4 | 2 | 1 | 40 | 533 | 59 | 632 | | ITALIE |
| 124 | 152 | 143 | 96 | 56 | 24 | 7 | 1 | 226 | 1.763 | 479 | 2.468 | | NEDERLAND |
| 518 | 556 | 546 | 293 | 231 | 108 | 38 | 8 | 1.004 | 8.806 | 1.780 | 11.590 | | T |
| | | | | | | | | | | | | | AND. EUROPESE LANDEN |
| 1 | 2 | 2 | - | 1 | - | - | - | 1 | 45 | 5 | 51 | | OOSTENRIJK |
| - | - | - | - | - | - | - | - | 3 | 20 | - | 23 | | FINLAND |
| - | - | 4 | 1 | 2 | 1 | - | - | 3 | 29 | 8 | 40 | | HONGARIJE |
| - | - | 3 | 1 | - | - | - | - | 2 | 15 | 4 | 21 | | NOORWEGEN |
| 2 | 4 | 2 | 4 | - | - | - | - | 21 | 85 | 10 | 116 | | POLEN |
| 2 | 2 | 2 | 1 | 1 | - | - | - | - | 33 | 6 | 39 | | ZWEDEN |
| 4 | 7 | 6 | 2 | 2 | 2 | 1 | 1 | 1 | 46 | 21 | 68 | | ZWITSERLAND |
| - | - | - | - | - | 1 | - | - | 1 | 5 | 1 | 7 | | TSJECHOSLOWAKIJE |
| - | - | - | - | - | - | - | - | 6 | 18 | - | 24 | | USSR |
| 3 | 4 | - | - | - | 1 | - | - | 32 | 113 | 5 | 150 | | JOEGOSLAVIE |
| 1 | - | 1 | - | - | - | - | - | 120 | 455 | 1 | 576 | | ANDERE LANDEN VAN EUROPA |
| 13 | 19 | 20 | 9 | 6 | 5 | 1 | 1 | 190 | 864 | 61 | 1.115 | | T |
| | | | | | | | | | | | | | LANDEN VAN AZIE |
| - | - | - | 1 | - | - | - | - | 1 | 9 | 1 | 11 | | TAIWAN |
| 2 | 1 | - | - | - | - | - | - | 20 | 69 | 1 | 90 | | INDIE |
| - | 1 | 1 | 2 | 1 | - | - | - | 4 | 19 | 5 | 28 | | INDONESIE |
| 1 | - | 1 | 1 | - | - | - | - | 22 | 66 | 2 | 90 | | JAPAN |
| - | - | 1 | - | - | - | - | - | 29 | 29 | 1 | 59 | | NOORD-VIETNAM |
| - | - | 3 | 2 | - | - | - | - | 27 | 88 | 5 | 120 | | CHINA (VOLKSREP.) |
| 1 | 4 | - | - | 1 | - | 1 | - | 53 | 109 | 6 | 168 | | IRAN |
| - | - | - | - | - | - | - | - | 1 | 6 | - | 7 | | ISRAEL |
| - | - | - | - | - | - | - | - | 6 | 9 | - | 15 | | JORDANIE |
| 2 | - | - | - | - | - | - | - | 9 | 32 | - | 41 | | LIBANON |
| - | - | 1 | - | - | - | - | - | 31 | 179 | 1 | 211 | | PAKISTAN |
| 7 | 1 | - | - | - | - | - | - | 142 | 213 | 1 | 356 | | TURKIJE |
| 1 | - | 1 | - | - | - | - | - | 56 | 299 | 1 | 356 | | ANDERE LANDEN VAN AZIE |
| 14 | 7 | 8 | 6 | 2 | - | 1 | - | 401 | 1.127 | 24 | 1.552 | | T |
| | | | | | | | | | | | | | LANDEN VAN AFRIKA |
| 1 | - | - | - | - | - | - | - | - | 6 | - | 6 | | BURUNDI |
| - | - | - | - | - | - | - | - | 52 | 144 | - | 196 | | ZAIRE |
| - | - | - | - | - | - | - | - | - | 2 | - | 2 | | IVOORKUST |
| - | - | - | - | - | - | - | - | - | 7 | - | 7 | | MAURITIUS /EILAND/ |
| - | - | - | - | - | - | - | - | 14 | 10 | - | 24 | | RWANDA |
| 9 | 4 | 1 | - | - | - | - | - | 79 | 237 | 5 | 321 | | ALGERIJE |
| 8 | 3 | 2 | - | - | - | - | - | 559 | 797 | 5 | 1.361 | | MAROKKO |
| 1 | 2 | - | - | - | - | - | - | 64 | 172 | 2 | 238 | | TUNESIE |
| 1 | 1 | 2 | - | - | - | - | - | 51 | 279 | 3 | 333 | | ANDERE LANDEN VAN AFRIKA |
| 20 | 10 | 5 | - | - | - | - | - | 819 | 1.654 | 15 | 2.488 | | T |

| NATIONALITEIT | LEEFTIJDSGROEP | | | | | | | | | | | | | |
|--|---|-------------|---------------|---------------|---------------|---------------|---------------|---------------|---------------|---------------|---------------|----------------------|--------------|------------------------------|
| | 0-4 JAAR | 5-9 JAAR | 10-14 JAAR | 15-19 JAAR | 20-24 JAAR | 25-29 JAAR | 30-34 JAAR | 35-39 JAAR | 40-44 JAAR | 45-49 JAAR | 50-54 JAAR | 55-59 JAAR | | |
| N.I.S. | TABEL O2.01 G T | | | | | | | | | | | BLZ. 2.- FOL. 1.- | PROVINCIE: 3 | |
| BEVOLKING OP 1-1-1994 | BEVOLKING VAN VREEMDE NATIONALITEIT NAAR NATIONALITEIT, LEEFTIJDGROEPEN EN LEEFTIJDKlassen | | | | | | | | | | | - TOTALE BEVOLKING - | | PROVINCIE WEST-VLAANDEREN |
| LANDEN VAN AMERIKA | | | | | | | | | | | | | | |
| CANADA | 1 | 1 | - | - | 6 | 10 | 5 | 3 | 2 | 2 | 3 | 1 | | |
| VER. STATEN VAN AMERIKA | 3 | 6 | 6 | 17 | 27 | 13 | 19 | 15 | 11 | 11 | 10 | 6 | | |
| HAITI | - | - | - | - | - | 1 | 1 | - | - | - | - | - | | |
| BRAZILIE | 1 | 2 | - | 3 | 4 | 13 | 7 | 3 | 4 | 2 | 2 | - | | |
| CHILI | - | 2 | - | 2 | 2 | - | 1 | 5 | 5 | - | - | 1 | | |
| COLOMBIA | - | 2 | - | 3 | - | 2 | 1 | 2 | 1 | - | 1 | 1 | | |
| ANDERE LANDEN VAN AMERIKA | 10 | 7 | 3 | 8 | 17 | 27 | 31 | 14 | 2 | 1 | - | - | | |
| T | 15 | 20 | 9 | 33 | 56 | 66 | 65 | 42 | 25 | 16 | 16 | 9 | | |
| LANDEN VAN OCEANIE | | | | | | | | | | | | | | |
| AUSTRALIE | - | - | - | 4 | 3 | 2 | 2 | 2 | 2 | 2 | 1 | 2 | | |
| ANDERE LANDEN VAN OCEANIE | - | - | - | - | 1 | 1 | 1 | - | - | - | - | 1 | | |
| T | - | - | - | 4 | 4 | 3 | 3 | 2 | 2 | 2 | 1 | 3 | | |
| VLUCHTELINGEN | | | | | | | | | | | | | | |
| VLUCHTELINGEN (HERKOMST ONBEKEND) | 12 | 7 | 6 | 4 | 3 | 4 | 3 | 7 | 5 | 4 | - | - | | |
| VLUCHTELINGEN (HERKOMST BEKEND) | 32 | 34 | 42 | 33 | 54 | 89 | 76 | 62 | 45 | 21 | 10 | 11 | | |
| T | 44 | 41 | 48 | 37 | 57 | 93 | 79 | 69 | 50 | 25 | 10 | 11 | | |
| VADERLANDLOZEN - ONBEKENDEN | | | | | | | | | | | | | | |
| VADERLANDLOOS | - | - | - | - | - | 4 | - | 1 | 2 | 1 | - | 2 | | |
| T | - | - | - | - | - | 4 | - | 1 | 2 | 1 | - | 2 | | |
| TT | 983 | 808 | 800 | 794 | 1.432 | 2.248 | 1.864 | 1.653 | 1.684 | 1.368 | 913 | 723 | | |

| N.I.S. BEVOLKING OP 1-1-1994 | | TABEL 02.01 G T BEVOLKING VAN VREEMDE NATIONALITEIT NAAR NATIONALITEIT, LEEFTIJDGROEPEN EN LEEFTIJDKLASSEN - TOTALE BEVOLKING - | | | | | | | BLZ. 2.- FOL. 2.- | | | PROVINCIE: 3 PROVINCIE WEST-VLAANDEREN | |
|------------------------------------|---------------|--|---------------|---------------|---------------|---------------|-------------------|--------------|-------------------|-------------------|---------------|--|--|
| LEEFTIJDGROEP | | | | | | | LEEFTIJDKLASSE | | | ALGE- MEEN | NATIONALITEIT | | |
| 60-64 JAAR | 65-69 JAAR | 70-74 JAAR | 75-79 JAAR | 80-84 JAAR | 85-89 JAAR | 90-94 JAAR | 95 ANS EN MEER | 0-14 JAAR | 15-64 JAAR | 65 ANS EN MEER | | TOTAAL | |
| | | | | | | | | | | | | LANDEN VAN AMERIKA | |
| 5 | 3 | 7 | 2 | 2 | - | 1 | - | 2 | 37 | 15 | 54 | CANADA | |
| 18 | 15 | 11 | 6 | 9 | 9 | 3 | - | 15 | 147 | 53 | 215 | VER. STATEN VAN AMERIKA | |
| - | - | - | - | - | - | - | - | - | 2 | - | 2 | HAITI | |
| 1 | - | 1 | - | - | - | - | - | 3 | 39 | 1 | 43 | BRAZILIE | |
| - | - | 1 | - | 1 | - | - | - | 2 | 16 | 2 | 20 | CHILI | |
| - | - | - | - | - | - | - | - | 2 | 11 | - | 13 | COLOMBIA | |
| 2 | - | 1 | - | - | - | - | - | 20 | 102 | 1 | 123 | ANDERE LANDEN VAN AMERIKA | |
| 26 | 18 | 21 | 8 | 12 | 9 | 4 | - | 44 | 354 | 72 | 470 | T | |
| | | | | | | | | | | | | LANDEN VAN OCEANIE | |
| - | - | - | - | - | - | - | - | - | 20 | - | 20 | AUSTRALIE | |
| - | - | - | - | - | - | - | - | - | 4 | - | 4 | ANDERE LANDEN VAN OCEANIE | |
| - | - | - | - | - | - | - | - | - | 24 | - | 24 | T | |
| | | | | | | | | | | | | VLUCHTELINGEN | |
| - | - | - | - | - | - | - | - | 25 | 30 | - | 55 | VLUCHTELINGEN (HERKOMST ONBEKEND) | |
| 7 | 10 | 6 | 1 | 2 | 2 | 2 | - | 108 | 408 | 23 | 539 | VLUCHTELINGEN (HERKOMST BEKEND) | |
| 7 | 10 | 6 | 1 | 2 | 2 | 2 | - | 193 | 438 | 23 | 594 | T | |
| | | | | | | | | | | | | VADERLANDLOZEN - ONBEKENDEN | |
| 2 | 1 | 1 | - | 1 | - | 1 | - | - | 12 | 4 | 16 | VADERLANDLOOS | |
| 2 | 1 | 1 | - | 1 | - | 1 | - | - | 12 | 4 | 16 | T | |
| 600 | 621 | 607 | 317 | 254 | 124 | 47 | 9 | 2.591 | 13.279 | 1.979 | 17.849 | TT | |

| NATIONALITEIT | LEEFTIJDSGROEP | | | | | | | | | | | |
|------------------------------------|----------------|-------------|---------------|---------------|---------------|---------------|---------------|---------------|---------------|---------------|---------------|---------------|
| | 0-4 JAAR | 5-9 JAAR | 10-14 JAAR | 15-19 JAAR | 20-24 JAAR | 25-29 JAAR | 30-34 JAAR | 35-39 JAAR | 40-44 JAAR | 45-49 JAAR | 50-54 JAAR | 55-59 JAAR |
| ANDERE LANDEN LID VAN DE E.E.G. | | | | | | | | | | | | |
| DUITSLAND | 14 | 16 | 7 | 19 | 37 | 136 | 106 | 77 | 72 | 77 | 107 | 73 |
| DENEMARKEN | 1 | - | 1 | 1 | 4 | 9 | 8 | 1 | 8 | 1 | 4 | 4 |
| SPANJE | 24 | 28 | 31 | 34 | 86 | 119 | 109 | 73 | 52 | 35 | 49 | 40 |
| FRANKRIJK | 94 | 95 | 100 | 99 | 188 | 267 | 222 | 192 | 225 | 208 | 148 | 103 |
| VERENIGD-KONINKRIJK | 34 | 35 | 21 | 31 | 60 | 100 | 125 | 107 | 103 | 90 | 37 | 19 |
| LUXEMBURG | - | 2 | 1 | 1 | 5 | 9 | 16 | 13 | 8 | 6 | 1 | 6 |
| GRIEKENLAND | 6 | 8 | 7 | 18 | 27 | 50 | 43 | 37 | 32 | 10 | 9 | 8 |
| IERLAND (EIRE) | 2 | 8 | 6 | 1 | 7 | 11 | 10 | 10 | 5 | 5 | 2 | 1 |
| PORTUGAL | 13 | 9 | 8 | 10 | 18 | 41 | 33 | 23 | 16 | 6 | 7 | 1 |
| ITALIE | 27 | 17 | 23 | 42 | 91 | 149 | 147 | 140 | 136 | 123 | 74 | 49 |
| NEDERLAND | 128 | 127 | 154 | 181 | 424 | 678 | 687 | 603 | 489 | 539 | 415 | 348 |
| T | 343 | 345 | 359 | 437 | 947 | 1.569 | 1.506 | 1.276 | 1.146 | 1.100 | 853 | 652 |
| AND. EUROPESE LANDEN | | | | | | | | | | | | |
| OOSTENRIJK | - | 1 | - | - | 2 | 6 | 8 | 5 | 6 | 13 | 5 | 2 |
| FINLAND | - | - | - | 1 | 4 | 10 | 2 | 4 | - | - | - | - |
| HONGARIJE | - | 2 | 1 | - | 9 | 4 | 8 | 2 | 2 | - | 1 | - |
| NOORWEGEN | - | - | - | - | 1 | 6 | 2 | 1 | 4 | - | 4 | 1 |
| POLEN | 5 | 16 | 14 | 7 | 35 | 29 | 21 | 23 | 16 | 11 | 3 | 5 |
| ZWEDEN | 12 | 15 | 6 | 9 | 10 | 13 | 20 | 14 | 14 | 16 | 9 | 5 |
| ZWITSERLAND | - | - | 1 | 2 | 7 | 6 | 5 | 5 | 5 | 4 | 7 | 5 |
| TSJECHOSLOWAKIJE | - | 2 | 4 | 1 | 4 | 5 | 5 | 4 | 2 | 2 | 1 | 1 |
| USSR | 2 | 2 | 2 | 4 | 4 | 7 | 5 | 5 | 1 | 3 | 2 | 2 |
| JOEGOSLAVIE | 20 | 17 | 7 | 6 | 24 | 35 | 23 | 14 | 16 | 12 | 7 | 1 |
| ANDERE LANDEN VAN EUROPA | 40 | 31 | 18 | 21 | 50 | 104 | 67 | 47 | 27 | 8 | 6 | 3 |
| T | 79 | 86 | 53 | 51 | 150 | 225 | 166 | 124 | 93 | 69 | 45 | 25 |
| LANDEN VAN AZIE | | | | | | | | | | | | |
| TAIWAN | 3 | - | - | 1 | 3 | 3 | 6 | 3 | 2 | 2 | - | - |
| INDIE | 24 | 13 | 2 | 5 | 31 | 65 | 58 | 36 | 8 | 6 | 3 | 2 |
| INDONESIE | 11 | 3 | 2 | 1 | 4 | 19 | 24 | 17 | 5 | 5 | 3 | 1 |
| JAPAN | 2 | 4 | 1 | 3 | 4 | 6 | 5 | 1 | 4 | 7 | 1 | 3 |
| NOORD-VIETNAM | 7 | 4 | 1 | 1 | 3 | 3 | 3 | 2 | 3 | 2 | - | - |
| CHINA (VOLKSREP.) | 14 | 14 | 6 | 11 | 18 | 34 | 56 | 55 | 14 | 14 | 15 | 1 |
| IRAN | 16 | 20 | 15 | 4 | 9 | 29 | 22 | 13 | 7 | 7 | 3 | - |
| ISRAEL | 1 | - | 1 | 2 | 1 | - | - | 2 | - | - | - | - |
| JORDANIE | - | 4 | - | 2 | - | 3 | 2 | 1 | - | 2 | - | 1 |
| LIBANON | 14 | 2 | 1 | 5 | 10 | 17 | 6 | 3 | 1 | 3 | 2 | - |
| PAKISTAN | 6 | 3 | 1 | 1 | 24 | 27 | 31 | 22 | 7 | 2 | 1 | 1 |
| TURKIJE | 1.874 | 1.597 | 1.759 | 1.644 | 1.610 | 1.426 | 1.027 | 810 | 604 | 461 | 366 | 266 |
| ANDERE LANDEN VAN AZIE | 41 | 47 | 33 | 36 | 70 | 114 | 147 | 72 | 42 | 23 | 6 | 1 |
| T | 2.013 | 1.711 | 1.822 | 1.716 | 1.787 | 1.746 | 1.387 | 1.037 | 697 | 534 | 400 | 276 |
| LANDEN VAN AFRIKA | | | | | | | | | | | | |
| BURUNDI | 5 | 2 | - | - | 2 | 5 | 7 | 4 | - | - | - | - |
| ZAIRE | 30 | 27 | 25 | 18 | 26 | 41 | 41 | 24 | 7 | 4 | - | - |
| IVOORKUST | 1 | 1 | 1 | - | 3 | 2 | - | - | 1 | - | - | - |
| MAURITIUS /EILAND/ | - | - | 3 | 5 | 7 | 5 | 3 | 3 | 3 | 2 | 5 | - |
| RWANDA | 3 | 3 | 1 | - | 5 | 9 | 9 | 4 | 2 | 1 | - | - |
| ALGERIJE | 69 | 70 | 70 | 54 | 28 | 43 | 65 | 48 | 28 | 28 | 65 | 46 |
| MAROKKO | 882 | 955 | 1.011 | 771 | 533 | 516 | 503 | 441 | 347 | 219 | 257 | 184 |
| TUNESIE | 149 | 150 | 150 | 130 | 75 | 98 | 95 | 132 | 128 | 82 | 42 | 24 |
| ANDERE LANDEN VAN AFRIKA | 67 | 45 | 26 | 33 | 58 | 203 | 218 | 132 | 40 | 12 | 5 | 3 |
| T | 1.206 | 1.253 | 1.287 | 1.011 | 737 | 922 | 941 | 788 | 556 | 348 | 374 | 257 |

PROVINCIE: 4

BEVOLKING VAN VREEMDE NATIONALITEIT NAAR NATIONALITEIT,
LEEFTIJDSGROEPEN EN LEEFTIJDSKLASSEN
- TOTALE BEVOLKING -

PROVINCIE
OOST-VLAANDEREN

| N.I.S. | | TABEL 02.01 G T | | | | | | | BLZ. 1.- FOL. 2.- | | | PROVINCIE: 4 | | |
|--------------------------|---------------|---|---------------|---------------|---------------|---------------|-------------------|----------------|-------------------|-------------------|---------------|--------------------------|------------------------------------|--|
| BEVOLKING OP 1-1-1994 | | BEVOLKING VAN VREEMDE NATIONALITEIT NAAR NATIONALITEIT, LEEFTIJDGROEPEN EN LEEFTIJDKLASSEN - TOTALE BEVOLKING - | | | | | | | | | | | PROVINCIE OOST-VLAANDEREN | |
| LEEFTIJDGROEP | | | | | | | | LEEFTIJDKLASSE | | | ALGE- MEEN | NATIONALITEIT | | |
| 60-64 JAAR | 65-69 JAAR | 70-74 JAAR | 75-79 JAAR | 80-84 JAAR | 85-89 JAAR | 90-94 JAAR | 95 ANS EN MEER | 0-14 JAAR | 15-64 JAAR | 65 ANS EN MEER | TOTAAL | | | |
| | | | | | | | | | | | | | ANDERE LANDEN LID VAN DE E.E.G. | |
| 38 | 23 | 29 | 3 | 8 | 4 | 2 | - | 37 | 742 | 69 | 848 | DUITSLAND | | |
| 3 | 5 | 4 | 2 | - | 1 | - | - | 2 | 43 | 12 | 57 | DENEMARKEN | | |
| 56 | 24 | 8 | 5 | 2 | - | 2 | - | 83 | 653 | 41 | 777 | SPANJE | | |
| 106 | 99 | 107 | 44 | 27 | 21 | 6 | 5 | 289 | 1.758 | 309 | 2.356 | FRANKRIJK | | |
| 20 | 66 | 94 | 25 | 4 | 8 | - | 2 | 90 | 692 | 199 | 981 | VERENIGD-KONINKRIJK | | |
| 3 | 9 | 4 | 1 | 1 | 3 | - | - | 3 | 68 | 18 | 89 | LUXEMBURG | | |
| 16 | 5 | 1 | 1 | - | - | 1 | - | 21 | 250 | 8 | 279 | GRIEKENLAND | | |
| 1 | 3 | 1 | - | - | - | - | - | 16 | 53 | 4 | 73 | IERLAND (EIRE) | | |
| 3 | 1 | - | - | 1 | 1 | - | - | 30 | 158 | 3 | 191 | PORTUGAL | | |
| 30 | 33 | 18 | 10 | 14 | 4 | - | - | 67 | 981 | 79 | 1.127 | ITALIE | | |
| 311 | 244 | 243 | 129 | 111 | 49 | 15 | 7 | 409 | 4.675 | 798 | 5.882 | NEDERLAND | | |
| 587 | 512 | 509 | 220 | 168 | 91 | 26 | 14 | 1.047 | 10.073 | 1.540 | 12.660 | T | | |
| | | | | | | | | | | | | AND. EUROPESE LANDEN | | |
| 3 | 1 | - | - | 1 | 1 | - | - | 1 | 50 | 3 | 54 | OOSTENRIJK | | |
| - | - | - | - | - | - | - | - | - | 21 | - | 21 | FINLAND | | |
| 1 | - | 3 | 4 | 2 | 1 | - | - | 3 | 27 | 10 | 40 | HONGARIJE | | |
| - | 3 | - | - | - | - | - | - | - | 19 | 3 | 22 | NOORWEGEN | | |
| 6 | 7 | 9 | 3 | 8 | 2 | 1 | - | 35 | 156 | 30 | 221 | POLEN | | |
| 5 | 4 | 3 | - | 3 | 1 | - | - | 33 | 115 | 11 | 159 | ZWEDEN | | |
| 10 | 8 | 6 | 4 | - | - | - | - | 1 | 56 | 18 | 75 | ZWITSERLAND | | |
| - | - | - | - | - | - | - | - | 6 | 25 | - | 31 | TSJECHOSLOWAKIJE | | |
| 1 | - | - | - | - | - | - | - | 6 | 34 | - | 40 | USSR | | |
| 2 | 1 | 1 | - | - | - | - | - | 44 | 140 | 2 | 186 | JOEGOSLAVIE | | |
| 1 | 2 | 1 | - | 1 | - | - | - | 89 | 334 | 4 | 427 | ANDERE LANDEN VAN EUROPA | | |
| 29 | 26 | 23 | 11 | 15 | 5 | 1 | - | 218 | 977 | 81 | 1.276 | T | | |
| | | | | | | | | | | | | LANDEN VAN AZIE | | |
| - | - | 1 | 1 | 1 | - | - | - | 3 | 20 | 3 | 26 | TAIWAN | | |
| 1 | - | - | - | - | - | - | - | 39 | 215 | - | 254 | INDIE | | |
| - | 1 | 2 | - | - | 1 | - | - | 16 | 79 | 4 | 99 | INDONESIE | | |
| 1 | - | - | - | - | - | - | - | 7 | 35 | - | 42 | JAPAN | | |
| - | - | 1 | - | 1 | - | - | - | 12 | 17 | 2 | 31 | NOORD-VIETNAM | | |
| 4 | 5 | - | 3 | 1 | - | - | - | 34 | 222 | 9 | 265 | CHINA (VOLKSREP.) | | |
| - | 1 | 1 | - | - | - | - | - | 51 | 94 | 2 | 147 | IRAN | | |
| - | 1 | - | - | - | - | - | - | 2 | 5 | 1 | 8 | ISRAEL | | |
| - | 1 | - | - | - | - | - | - | 4 | 11 | 1 | 16 | JORDANIE | | |
| - | - | - | - | - | - | - | - | 17 | 47 | - | 64 | LIBANON | | |
| - | 1 | - | - | - | - | - | - | 10 | 116 | 1 | 127 | PAKISTAN | | |
| 206 | 62 | 16 | 4 | 5 | 1 | - | - | 5.230 | 8.420 | 88 | 13.738 | TURKIJE | | |
| 5 | 6 | 4 | - | - | - | - | - | 121 | 516 | 10 | 647 | ANDERE LANDEN VAN AZIE | | |
| 217 | 78 | 25 | 8 | 8 | 2 | - | - | 5.546 | 9.797 | 121 | 15.464 | T | | |
| | | | | | | | | | | | | LANDEN VAN AFRIKA | | |
| - | - | - | - | - | - | - | - | 7 | 18 | - | 25 | BURUNDI | | |
| - | - | 2 | - | 1 | - | - | - | 82 | 161 | 3 | 246 | ZAIRE | | |
| - | - | - | - | - | - | - | - | 3 | 6 | - | 9 | IVOORKUST | | |
| - | - | 1 | - | - | 1 | - | - | 3 | 33 | 2 | 38 | MAURITIUS /EILAND/ | | |
| - | - | - | - | - | - | - | - | 7 | 30 | - | 37 | RWANDA | | |
| 15 | 8 | 1 | 1 | - | - | - | - | 209 | 420 | 10 | 639 | ALGERIJE | | |
| 88 | 31 | 14 | 4 | 3 | 1 | 1 | - | 2.848 | 3.859 | 54 | 6.761 | MAROKKO | | |
| 13 | 2 | 2 | - | - | - | - | - | 449 | 819 | 4 | 1.272 | TUNESIE | | |
| - | 1 | - | - | - | - | - | - | 138 | 704 | 1 | 843 | ANDERE LANDEN VAN AFRIKA | | |
| 116 | 42 | 20 | 5 | 4 | 2 | 1 | - | 3.746 | 6.050 | 74 | 9.870 | T | | |

| NATIONALITEIT | LEEFTIJDSGROEP | | | | | | | | | | | |
|--|----------------|-------------|---------------|---------------|---------------|---------------|---------------|---------------|---------------|---------------|---------------|---------------|
| | 0-4 JAAR | 5-9 JAAR | 10-14 JAAR | 15-19 JAAR | 20-24 JAAR | 25-29 JAAR | 30-34 JAAR | 35-39 JAAR | 40-44 JAAR | 45-49 JAAR | 50-54 JAAR | 55-59 JAAR |
| LANDEN VAN AMERIKA | | | | | | | | | | | | |
| CANADA | 1 | 2 | 1 | - | 1 | 10 | 8 | 6 | 7 | 5 | 3 | 3 |
| VER. STATEN VAN AMERIKA | 6 | 4 | 5 | 19 | 23 | 24 | 26 | 22 | 17 | 14 | 6 | 8 |
| HAITI | - | - | - | - | - | 1 | - | - | - | 1 | - | - |
| BRAZILIE | 3 | 4 | 3 | 3 | 1 | 16 | 12 | 13 | 5 | - | - | - |
| CHILI | 1 | 2 | 1 | 2 | 3 | 9 | 6 | 1 | 1 | 1 | 1 | 1 |
| COLOMBIA | - | 1 | 1 | - | 2 | 2 | 5 | 3 | - | 1 | - | - |
| ANDERE LANDEN VAN AMERIKA | 10 | 9 | 12 | 28 | 30 | 44 | 53 | 33 | 16 | 6 | 5 | 4 |
| T | 21 | 22 | 23 | 52 | 60 | 106 | 110 | 78 | 46 | 28 | 15 | 16 |
| LANDEN VAN OCEANIE | | | | | | | | | | | | |
| AUSTRALIE | - | - | - | 1 | 1 | 2 | 3 | 1 | 2 | - | - | - |
| ANDERE LANDEN VAN OCEANIE | - | - | - | 1 | 3 | - | 1 | - | - | - | 1 | - |
| T | - | - | - | 2 | 4 | 2 | 4 | 1 | 2 | - | 1 | - |
| VLUCHTELINGEN | | | | | | | | | | | | |
| VLUCHTELINGEN (HERKOMST ONBEKEND) | 5 | 1 | 1 | 1 | - | 2 | 7 | 3 | 2 | 2 | 1 | 2 |
| VLUCHTELINGEN (HERKOMST BEKEND) | 11 | 15 | 18 | 24 | 32 | 69 | 88 | 50 | 33 | 14 | 10 | 8 |
| T | 16 | 16 | 19 | 25 | 32 | 71 | 95 | 53 | 35 | 16 | 11 | 10 |
| VADERLANDLOZEN - ONBEKENDEN | | | | | | | | | | | | |
| VADERLANDLOOS | - | - | 1 | - | - | 6 | 3 | 3 | 4 | 5 | 5 | - |
| T | - | - | 1 | - | - | 6 | 3 | 3 | 4 | 5 | 5 | - |
| TT | 3.678 | 3.433 | 3.564 | 3.294 | 3.717 | 4.647 | 4.212 | 3.360 | 2.579 | 2.100 | 1.704 | 1.236 |

TABEL 02.01 G T

BLZ. 2.- FOL. 1.-

PROVINCIE: 4

BEVOLKING VAN VREEMDE NATIONALITEIT NAAR NATIONALITEIT,
LEEFTIJDSGROEPEN EN LEEFTIJDSKLASSEN
- TOTALE BEVOLKING -

PROVINCIE
OOST-VLAANDEREN

N.I.S.

BEVOLKING
OP 1-1-1994

| N.I.S. BEVOLKING OP 1-1-1994 | | TABEL 02.01 G T BEVOLKING VAN VREEMDE NATIONALITEIT NAAR NATIONALITEIT, LEEFTIJDGROEPEN EN LEEFTIJDKlassen - TOTALE BEVOLKING - | | | | | | | | | | BLZ. 2.- FOL. 2.- | | PROVINCIE: 4 PROVINCIE OOST-VLAANDEREN | |
|------------------------------------|---------------|--|---------------|---------------|---------------|---------------|-------------------|----------------|---------------|-------------------|---------------|--------------------------------------|--------------------|--|--|
| LEEFTIJDGROEP | | | | | | | | LEEFTIJDKlasse | | | ALGE- MEEN | NATIONALITEIT | | | |
| 60-64 JAAR | 65-69 JAAR | 70-74 JAAR | 75-79 JAAR | 80-84 JAAR | 85-89 JAAR | 90-94 JAAR | 95 ANS EN MEER | 0-14 JAAR | 15-64 JAAR | 65 ANS EN MEER | TOTAAL | | | | |
| | | | | | | | | | | | | | LANDEN VAN AMERIKA | | |
| 3 | 2 | 7 | 6 | 6 | - | 1 | - | 4 | 46 | 22 | 72 | CANADA | | | |
| 9 | 11 | 10 | 10 | 6 | - | 1 | - | 15 | 168 | 41 | 224 | VER. STATEN VAN AMERIKA | | | |
| - | 1 | - | - | - | - | - | - | - | 2 | 1 | 3 | HAITI | | | |
| 1 | 2 | - | - | - | - | - | - | 10 | 51 | 2 | 63 | BRAZILIE | | | |
| - | - | - | - | - | - | - | - | 4 | 25 | - | 29 | CHILI | | | |
| - | - | - | - | - | - | - | - | 2 | 13 | - | 15 | COLOMBIA | | | |
| 1 | - | 1 | - | - | - | - | - | 31 | 220 | 1 | 252 | ANDERE LANDEN VAN AMERIKA | | | |
| 14 | 16 | 18 | 16 | 12 | 1 | 3 | 1 | 66 | 525 | 67 | 658 | T | | | |
| | | | | | | | | | | | | LANDEN VAN OCEANIE | | | |
| - | - | - | - | 1 | - | - | - | - | 10 | 1 | 11 | AUSTRALIE | | | |
| - | - | - | - | - | - | - | - | - | 6 | - | 6 | ANDERE LANDEN VAN OCEANIE | | | |
| - | - | - | - | 1 | - | - | - | - | 16 | 1 | 17 | T | | | |
| | | | | | | | | | | | | VLUCHTELINGEN | | | |
| - | - | - | 1 | 1 | - | - | - | 7 | 20 | 2 | 29 | VLUCHTELINGEN (HERKOMST ONBEKEND) | | | |
| 7 | 5 | 8 | 5 | 1 | - | - | - | 44 | 335 | 19 | 398 | VLUCHTELINGEN (HERKOMST BEKEND) | | | |
| 7 | 5 | 8 | 6 | 2 | - | - | - | 51 | 355 | 21 | 427 | T | | | |
| | | | | | | | | | | | | VADERLANDLOZEN - ONBEKENDEN | | | |
| 5 | 1 | - | 1 | - | - | - | - | 1 | 31 | 2 | 34 | VADERLANDLOOS | | | |
| 5 | 1 | - | 1 | - | - | - | - | 1 | 31 | 2 | 34 | T | | | |
| 975 | 680 | 603 | 267 | 210 | 101 | 31 | 15 | 10.675 | 27.824 | 1.907 | 40.406 | TT | | | |

| NATIONALITEIT | LEEFTIJDSGROEP | | | | | | | | | | | |
|------------------------------------|----------------|-------------|---------------|---------------|---------------|---------------|---------------|---------------|---------------|---------------|---------------|---------------|
| | 0-4 JAAR | 5-9 JAAR | 10-14 JAAR | 15-19 JAAR | 20-24 JAAR | 25-29 JAAR | 30-34 JAAR | 35-39 JAAR | 40-44 JAAR | 45-49 JAAR | 50-54 JAAR | 55-59 JAAR |
| ANDERE LANDEN LID VAN DE E.E.G. | | | | | | | | | | | | |
| DUITSLAND | 90 | 98 | 77 | 78 | 93 | 171 | 178 | 184 | 179 | 104 | 109 | 56 |
| DENEMARKE | 20 | 13 | 22 | 16 | 6 | 10 | 14 | 7 | 12 | 10 | 12 | 5 |
| SPANJE | 70 | 123 | 128 | 151 | 284 | 533 | 619 | 396 | 230 | 187 | 156 | 284 |
| FRANKRIJK | 929 | 1.171 | 1.295 | 1.681 | 2.594 | 3.088 | 2.848 | 2.948 | 3.222 | 2.894 | 1.838 | 1.621 |
| VERENIGD-KONINKRIJK | 143 | 168 | 83 | 51 | 84 | 108 | 143 | 139 | 103 | 134 | 86 | 43 |
| LUXEMBURG | 1 | 1 | 1 | 2 | 6 | 9 | 16 | 18 | 13 | 13 | 6 | 7 |
| GRIEKENLAND | 66 | 94 | 142 | 206 | 250 | 385 | 341 | 322 | 240 | 144 | 144 | 244 |
| IERLAND (EIRE) | - | - | - | 3 | 8 | 6 | 6 | 6 | 9 | 1 | 2 | 4 |
| PORTUGAL | 56 | 51 | 76 | 93 | 109 | 127 | 155 | 124 | 91 | 70 | 53 | 56 |
| ITALIE | 1.332 | 1.958 | 3.104 | 5.201 | 8.109 | 8.429 | 8.987 | 9.613 | 8.285 | 6.882 | 5.244 | 5.240 |
| NEDERLAND | 40 | 29 | 23 | 23 | 41 | 75 | 74 | 65 | 65 | 64 | 48 | 33 |
| T | 2.747 | 3.706 | 4.951 | 7.505 | 11.584 | 12.941 | 13.381 | 13.822 | 12.449 | 10.503 | 7.698 | 7.593 |
| AND. EUROPESE LANDEN | | | | | | | | | | | | |
| OOSTENRIJK | - | - | - | 3 | 1 | 2 | 2 | 2 | 4 | 5 | 5 | 5 |
| FINLAND | - | - | - | 1 | 1 | 2 | 1 | - | - | - | - | - |
| HONGARIJE | - | 2 | 4 | 3 | 8 | 6 | 16 | 10 | 4 | 5 | 5 | 10 |
| NOORWEGEN | 9 | 7 | 11 | 13 | 11 | 5 | 7 | 6 | 5 | 4 | 12 | 3 |
| POLEN | 1 | 17 | 11 | 11 | 32 | 50 | 67 | 66 | 47 | 41 | 35 | 61 |
| ZWEDEN | - | - | - | 6 | 3 | 3 | 4 | 1 | 1 | 5 | - | 3 |
| ZWITSERLAND | 2 | 5 | 3 | 2 | 8 | 4 | 16 | 16 | 15 | 5 | 7 | 16 |
| TSJECHOSLOWAKIJE | - | - | - | - | - | 6 | 2 | 2 | 2 | 3 | 1 | - |
| USSR | - | 1 | 2 | 1 | 3 | 4 | 1 | 3 | 1 | 1 | 1 | 2 |
| JOEGOSLAVIE | 24 | 13 | 18 | 8 | 15 | 28 | 31 | 25 | 13 | 12 | 16 | 15 |
| ANDERE LANDEN VAN EUROPA | 23 | 24 | 15 | 11 | 50 | 56 | 50 | 42 | 44 | 22 | 9 | 7 |
| T | 59 | 69 | 64 | 59 | 132 | 166 | 197 | 173 | 136 | 103 | 91 | 122 |
| LANDEN VAN AZIE | | | | | | | | | | | | |
| TAIWAN | 2 | 1 | 1 | - | 1 | 3 | 4 | 1 | 1 | 2 | 1 | 2 |
| INDIE | 7 | 4 | 1 | 1 | 4 | 12 | 10 | 3 | 6 | 6 | 5 | 3 |
| INDONESIE | - | - | - | - | 1 | - | - | - | 1 | - | - | - |
| JAPAN | 2 | 2 | - | 3 | 4 | 3 | 4 | 8 | 1 | 4 | - | - |
| NOORD-VIETNAM | 2 | - | - | - | 6 | 9 | 3 | 5 | 4 | - | - | 1 |
| CHINA (VOLKSREP.) | 23 | 16 | 6 | 14 | 31 | 45 | 41 | 22 | 12 | 6 | 3 | 4 |
| IRAN | 6 | 3 | 1 | - | 2 | 10 | 5 | 7 | 3 | 2 | - | 2 |
| ISRAEL | - | - | - | - | 2 | - | 1 | - | - | 1 | - | 1 |
| JORDANIE | 3 | 2 | 4 | - | - | 1 | 3 | - | 2 | - | - | - |
| LIBANON | 7 | 6 | 1 | 5 | 21 | 14 | 20 | 1 | 4 | 3 | 1 | - |
| PAKISTAN | - | - | - | 1 | 10 | 19 | 21 | 4 | 7 | - | - | 1 |
| TURKIJE | 1.117 | 1.314 | 1.418 | 1.194 | 982 | 1.067 | 1.225 | 829 | 485 | 250 | 290 | 341 |
| ANDERE LANDEN VAN AZIE | 20 | 21 | 15 | 9 | 27 | 40 | 38 | 25 | 20 | 5 | 2 | 5 |
| T | 1.189 | 1.369 | 1.447 | 1.227 | 1.091 | 1.223 | 1.375 | 905 | 546 | 279 | 302 | 360 |
| LANDEN VAN AFRIKA | | | | | | | | | | | | |
| BURUNDI | 9 | 3 | 1 | 2 | 14 | 21 | 13 | 4 | 3 | - | 1 | - |
| ZAIRE | 130 | 146 | 123 | 112 | 315 | 266 | 203 | 119 | 62 | 19 | 8 | 2 |
| IVOORKUST | 1 | 1 | - | 3 | 1 | 9 | 1 | 5 | 1 | - | 1 | - |
| MAURITIUS /EILAND/ | 1 | 2 | 4 | 11 | 27 | 21 | 26 | 21 | 6 | 4 | 2 | - |
| RWANDA | 8 | 5 | 3 | 2 | 28 | 32 | 12 | 13 | 2 | 4 | 4 | - |
| ALGERIJE | 318 | 368 | 486 | 570 | 574 | 557 | 405 | 321 | 259 | 226 | 287 | 246 |
| MAROKKO | 662 | 836 | 987 | 944 | 829 | 710 | 734 | 540 | 426 | 283 | 374 | 330 |
| TUNESIE | 38 | 39 | 53 | 39 | 30 | 59 | 70 | 56 | 56 | 34 | 18 | 7 |
| ANDERE LANDEN VAN AFRIKA | 37 | 22 | 18 | 27 | 107 | 154 | 102 | 65 | 21 | 10 | 6 | 1 |
| T | 1.204 | 1.422 | 1.675 | 1.710 | 1.925 | 1.829 | 1.566 | 1.144 | 836 | 580 | 701 | 586 |

PROVINCIE: 5
PROVINCIE
HENEGOUWEN

| N.I.S. | | TABEL 02.01 G T | | | | | | BLZ. 1.- FOL. 2.- | | | PROVINCIE: 5 | | |
|--------------------------|---------------|---|---------------|---------------|---------------|---------------|-------------------|-------------------|---------------|-------------------|---------------|--------------------------|------------------------------------|
| BEVOLKING OP 1-1-1994 | | BEVOLKING VAN VREEMDE NATIONALITEIT NAAR NATIONALITEIT, LEEFTIJDGROEPEN EN LEEFTIJDKLASSEN - TOTALE BEVOLKING - | | | | | | | | | | PROVINCIE HENEGOUWEN | |
| LEEFTIJDGROEP | | | | | | | | LEEFTIJDKLASSE | | | ALGE- MEEN | NATIONALITEIT | |
| 60-64 JAAR | 65-69 JAAR | 70-74 JAAR | 75-79 JAAR | 80-84 JAAR | 85-89 JAAR | 90-94 JAAR | 95 ANS EN MEER | 0-14 JAAR | 15-64 JAAR | 65 ANS EN MEER | TOTAAL | | |
| | | | | | | | | | | | | | ANDERE LANDEN LID VAN DE E.E.G. |
| 52 | 172 | 83 | 23 | 11 | 4 | 1 | - | 265 | 1.204 | 294 | 1.763 | DUITSLAND | |
| - | 1 | 2 | - | - | - | - | - | 55 | 92 | 3 | 150 | DENEMARKEN | |
| 393 | 261 | 95 | 28 | 14 | 14 | 4 | 1 | 321 | 3.233 | 417 | 3.971 | SPANJE | |
| 1.655 | 1.650 | 1.369 | 544 | 654 | 331 | 125 | 29 | 3.395 | 24.389 | 4.702 | 32.486 | FRANKRIJK | |
| 39 | 32 | 45 | 13 | 9 | 6 | 2 | 4 | 394 | 930 | 111 | 1.435 | VERENIGD-KONINKRIJK | |
| 12 | 7 | 9 | 9 | 8 | 3 | 1 | - | 3 | 102 | 37 | 142 | LUXEMBURG | |
| 344 | 200 | 65 | 22 | 8 | 6 | 2 | - | 302 | 2.620 | 303 | 3.225 | GRIEKENLAND | |
| 1 | 1 | 1 | 1 | - | - | - | - | - | 46 | 3 | 49 | IERLAND (EIRE) | |
| 34 | 22 | 6 | 3 | 8 | - | - | - | 183 | 912 | 39 | 1.134 | PORTUGAL | |
| 5.499 | 5.714 | 3.944 | 1.571 | 1.062 | 374 | 106 | 17 | 6.394 | 71.489 | 12.788 | 90.671 | ITALIE | |
| 29 | 31 | 34 | 24 | 24 | 11 | 1 | 1 | 92 | 517 | 126 | 735 | NEDERLAND | |
| 8.058 | 8.091 | 5.653 | 2.238 | 1.798 | 749 | 242 | 52 | 11.404 | 105.534 | 18.823 | 135.761 | T | |
| | | | | | | | | | | | | AND. EUROPESE LANDEN | |
| 1 | - | - | 1 | - | - | - | - | - | 30 | 1 | 31 | OOSTENRIJK | |
| - | - | - | - | - | - | - | - | - | 5 | - | 5 | FINLAND | |
| 2 | 13 | 3 | 2 | 2 | - | - | 1 | 6 | 69 | 21 | 96 | HONGARIJE | |
| - | - | - | - | - | - | 1 | - | 27 | 66 | 1 | 94 | NOORWEGEN | |
| 83 | 102 | 121 | 73 | 86 | 61 | 19 | 4 | 29 | 493 | 466 | 988 | POLEN | |
| 2 | 3 | 1 | 1 | 1 | - | - | - | - | 28 | 6 | 34 | ZWEDEN | |
| 10 | 19 | 11 | 6 | 5 | 8 | 1 | 1 | 10 | 99 | 51 | 160 | ZWITSERLAND | |
| 3 | 5 | 2 | 3 | 7 | 6 | 1 | - | - | 19 | 24 | 43 | TSJECHOSLOWAKIJE | |
| - | 3 | 3 | 2 | - | - | 1 | - | 3 | 17 | 9 | 29 | USSR | |
| 10 | 20 | 12 | 15 | 3 | 9 | 1 | - | 55 | 173 | 60 | 288 | JOEGOSLAVIE | |
| 7 | 11 | 8 | 4 | 6 | 3 | 1 | - | 62 | 298 | 33 | 393 | ANDERE LANDEN VAN EUROPA | |
| 118 | 176 | 161 | 107 | 110 | 87 | 25 | 6 | 192 | 1.297 | 672 | 2.161 | T | |
| | | | | | | | | | | | | LANDEN VAN AZIE | |
| 2 | 1 | 1 | - | - | - | - | - | 4 | 17 | 2 | 23 | TAIWAN | |
| 1 | - | - | - | - | - | - | - | 12 | 51 | - | 63 | INDIE | |
| - | - | - | - | - | - | - | - | - | 2 | - | 2 | INDONESIE | |
| - | - | - | - | - | - | - | - | 4 | 27 | - | 31 | JAPAN | |
| - | 1 | 1 | - | - | - | - | - | 2 | 28 | 2 | 32 | NOORD-VIETNAM | |
| 1 | - | - | 1 | - | - | - | - | 45 | 179 | 1 | 225 | CHINA (VOLKSREP.) | |
| 2 | 2 | - | 1 | - | - | - | - | 10 | 33 | 3 | 46 | IRAN | |
| - | - | - | - | - | - | - | - | - | 5 | - | 5 | ISRAEL | |
| - | - | - | 1 | - | - | - | - | 9 | 6 | 1 | 16 | JORDANIE | |
| - | - | - | - | - | - | - | - | 14 | 69 | - | 83 | LIBANON | |
| 1 | - | 2 | - | - | - | - | - | - | 64 | 2 | 66 | PAKISTAN | |
| 238 | 49 | 12 | 2 | 1 | - | - | 1 | 3.849 | 6.901 | 65 | 10.815 | TURKIJE | |
| 2 | 3 | 1 | 1 | 1 | - | - | - | 56 | 173 | 6 | 235 | ANDERE LANDEN VAN AZIE | |
| 247 | 56 | 17 | 6 | 2 | - | - | 1 | 4.005 | 7.555 | 82 | 11.642 | T | |
| | | | | | | | | | | | | LANDEN VAN AFRIKA | |
| - | - | - | - | - | - | - | - | 13 | 58 | - | 71 | BURUNDI | |
| 2 | 1 | 1 | - | - | - | - | - | 399 | 1.108 | 2 | 1.509 | ZAIRE | |
| - | - | - | - | - | - | - | - | 2 | 21 | - | 23 | IVOORKUST | |
| - | - | 1 | - | 1 | - | - | - | 7 | 118 | 2 | 127 | MAURITIUS /EILAND/ | |
| - | - | - | - | - | - | - | - | 16 | 97 | - | 113 | RWANDA | |
| 249 | 143 | 65 | 23 | 5 | 2 | 2 | - | 1.172 | 3.694 | 240 | 5.106 | ALGERIJE | |
| 154 | 37 | 14 | 5 | 3 | - | 3 | - | 2.485 | 5.324 | 62 | 7.871 | MAROKKO | |
| 1 | 2 | - | - | - | - | - | - | 130 | 370 | 2 | 502 | TUNESIE | |
| 2 | 1 | 3 | - | - | - | - | - | 77 | 495 | 4 | 576 | ANDERE LANDEN VAN AFRIKA | |
| 408 | 184 | 84 | 28 | 9 | 2 | 5 | - | 4.301 | 11.285 | 312 | 15.898 | T | |

| NATIONALITEIT | LEEFTIJDGROEP | | | | | | | | | | | |
|--------------------------------------|---------------|-------------|---------------|---------------|---------------|---------------|---------------|---------------|---------------|---------------|---------------|---------------|
| | 0-4 JAAR | 5-9 JAAR | 10-14 JAAR | 15-19 JAAR | 20-24 JAAR | 25-29 JAAR | 30-34 JAAR | 35-39 JAAR | 40-44 JAAR | 45-49 JAAR | 50-54 JAAR | 55-59 JAAR |
| LANDEN VAN AMERIKA | | | | | | | | | | | | |
| CANADA | 7 | 29 | 40 | 37 | 24 | 21 | 16 | 20 | 22 | 29 | 16 | 4 |
| VER. STATEN VAN AMERIKA | 403 | 462 | 355 | 278 | 182 | 170 | 207 | 218 | 171 | 145 | 86 | 56 |
| HAITI | - | 1 | - | 1 | 3 | 3 | 1 | 2 | - | - | 1 | - |
| BRAZILIE | 2 | - | 2 | 5 | 5 | 8 | 8 | 4 | 5 | 4 | 1 | - |
| CHILI | 1 | 3 | - | 3 | 4 | 3 | 5 | 3 | 3 | 3 | 5 | - |
| COLOMBIA | - | - | - | 2 | - | 2 | 2 | 4 | 2 | - | 3 | 1 |
| ANDERE LANDEN VAN AMERIKA | 5 | 4 | 5 | 17 | 14 | 21 | 14 | 16 | 2 | 4 | 1 | - |
| T | 418 | 499 | 402 | 343 | 232 | 228 | 253 | 267 | 205 | 185 | 113 | 61 |
| LANDEN VAN OCEANIE | | | | | | | | | | | | |
| AUSTRALIE | - | 2 | - | 10 | 4 | 2 | 1 | 3 | - | - | 2 | 1 |
| ANDERE LANDEN VAN OCEANIE | - | - | - | - | - | - | - | 1 | - | 1 | - | - |
| T | - | 2 | - | 10 | 4 | 2 | 1 | 4 | - | 1 | 2 | 1 |
| VLUCHTELINGEN | | | | | | | | | | | | |
| VLUCHTELINGEN (HERKOMST ONBEKEND) | 12 | 11 | 10 | 2 | 9 | 13 | 21 | 13 | 9 | 10 | 2 | 1 |
| VLUCHTELINGEN (HERKOMST BEKEND) | 30 | 42 | 67 | 41 | 74 | 129 | 148 | 130 | 80 | 118 | 38 | 49 |
| T | 42 | 53 | 77 | 43 | 83 | 142 | 169 | 143 | 89 | 128 | 40 | 50 |
| VADERLANDLOZEN - ONBEKENDEN | | | | | | | | | | | | |
| VADERLANDLOOS | - | - | - | - | 8 | 11 | 10 | 9 | 7 | 11 | 10 | 6 |
| T | - | - | - | - | 8 | 11 | 10 | 9 | 7 | 11 | 10 | 6 |
| TT | 5.659 | 7.120 | 8.616 | 10.897 | 15.059 | 16.542 | 16.952 | 16.467 | 14.268 | 11.790 | 8.957 | 8.779 |

N.I.S.
BEVOLKING
OP 1-1-1994

TABEL O2.01 G T
BLZ. 2.- FOL. 1.-
BEVOLKING VAN VREEMDE NATIONALITEIT NAAR NATIONALITEIT,
LEEFTIJDGROEPEN EN LEEFTIJDKLASSEN
- TOTALE BEVOLKING -

PROVINCIE: 5
PROVINCIE
HENEGOUWEN

| N.I.S. BEVOLKING OP 1-1-1994 | | TABEL 02.01 G T BEVOLKING VAN VREEMDE NATIONALITEIT NAAR NATIONALITEIT, LEEFTIJDGROEPEN EN LEEFTIJDKlassen - TOTALE BEVOLKING - | | | | | | | BLZ. 2.- FOL. 2.- | | | PROVINCIE: 5 PROVINCIE HENEGOUWEN | |
|------------------------------------|---------------|--|---------------|---------------|---------------|---------------|-------------------|--------------|-------------------|-------------------|---------------|---|--|
| LEEFTIJDGROEP | | | | | | | LEEFTIJDKlasse | | | ALGE- MEEN | NATIONALITEIT | | |
| 60-64 JAAR | 65-69 JAAR | 70-74 JAAR | 75-79 JAAR | 80-84 JAAR | 85-89 JAAR | 90-94 JAAR | 95 ANS EN MEER | 0-14 JAAR | 15-64 JAAR | 65 ANS EN MEER | | TOTAAL | |
| | | | | | | | | | | | | LANDEN VAN AMERIKA | |
| 7 | 6 | 6 | 2 | - | 1 | - | - | 76 | 196 | 15 | 287 | CANADA | |
| 37 | 23 | 9 | 7 | 3 | 3 | 1 | - | 1.220 | 1.550 | 46 | 2.816 | VER. STATEN VAN AMERIKA | |
| 1 | - | 1 | - | - | - | - | - | 1 | 12 | 1 | 14 | HAITI | |
| - | - | - | - | - | - | - | - | 4 | 40 | - | 44 | BRAZILIE | |
| - | - | - | - | - | - | - | - | 4 | 29 | - | 33 | CHILI | |
| 2 | 1 | - | - | - | - | - | - | - | 18 | 1 | 19 | COLOMBIA | |
| 1 | - | - | - | - | - | - | 1 | 14 | 90 | 1 | 105 | ANDERE LANDEN VAN AMERIKA | |
| 48 | 30 | 16 | 9 | 3 | 4 | 1 | 1 | 1.319 | 1.935 | 64 | 3.318 | T | |
| | | | | | | | | | | | | LANDEN VAN OCEANIE | |
| - | - | - | 1 | - | - | - | - | 2 | 23 | 1 | 26 | AUSTRALIE | |
| - | - | - | 1 | - | - | - | - | - | 2 | 1 | 3 | ANDERE LANDEN VAN OCEANIE | |
| - | - | - | 2 | - | - | - | - | 2 | 25 | 2 | 29 | T | |
| | | | | | | | | | | | | VLUCHTELINGEN | |
| | | | | | | | | | | | | VLUCHTELINGEN (HERKOMST ONBEKEND) | |
| 2 | 3 | 5 | 1 | 1 | - | 1 | - | 33 | 82 | 11 | 126 | VLUCHTELINGEN (HERKOMST BEKEND) | |
| 50 | 211 | 173 | 68 | 53 | 20 | 6 | 2 | 139 | 857 | 533 | 1.529 | T | |
| 52 | 214 | 178 | 69 | 54 | 20 | 7 | 2 | 172 | 939 | 544 | 1.655 | T | |
| | | | | | | | | | | | | VADERLANDLOZEN - ONBEKENDEN | |
| 8 | 6 | 3 | 4 | 2 | - | 1 | - | - | 80 | 16 | 96 | VADERLANDLOOS | |
| 8 | 6 | 3 | 4 | 2 | - | 1 | - | - | 80 | 16 | 96 | T | |
| 8.939 | 8.757 | 6.112 | 2.463 | 1.978 | 862 | 281 | 62 | 21.395 | 128.650 | 20.515 | 170.560 | TT | |

| N.I.S. BEVOLKING OP 1-1-1994 | TABEL O2.01 G T BEVOLKING VAN VREEMDE NATIONALITEIT NAAR NATIONALITEIT, LEEFTIJDGROEPEN EN LEEFTIJDKLASSEN - TOTALE BEVOLKING - | | | | | | | | | | BLZ. 1.- FOL. 1.- PROVINCIE: 6 PROVINCIE LUIK | |
|------------------------------------|--|-------------|---------------|---------------|---------------|---------------|---------------|---------------|---------------|---------------|--|---------------|
| NATIONALITEIT | LEEFTIJDGROEP | | | | | | | | | | | |
| | 0-4 JAAR | 5-9 JAAR | 10-14 JAAR | 15-19 JAAR | 20-24 JAAR | 25-29 JAAR | 30-34 JAAR | 35-39 JAAR | 40-44 JAAR | 45-49 JAAR | 50-54 JAAR | 55-59 JAAR |
| ANDERE LANDEN LID VAN DE E.E.G. | | | | | | | | | | | | |
| DUITSLAND | 639 | 651 | 564 | 445 | 711 | 1.232 | 1.274 | 1.116 | 994 | 784 | 841 | 652 |
| DENEMARKE | 1 | 1 | 1 | 1 | 4 | 3 | 6 | 2 | - | 3 | - | 1 |
| SPANJE | 173 | 246 | 369 | 441 | 647 | 1.001 | 1.054 | 927 | 617 | 497 | 444 | 775 |
| FRANKRIJK | 177 | 210 | 213 | 342 | 737 | 705 | 606 | 564 | 707 | 703 | 419 | 414 |
| VERENIGD-KONINKRIJK | 22 | 22 | 29 | 35 | 64 | 41 | 62 | 55 | 49 | 57 | 32 | 35 |
| LUXEMBURG | 5 | 6 | 4 | 22 | 41 | 76 | 71 | 48 | 47 | 44 | 48 | 48 |
| GRIEKENLAND | 46 | 63 | 98 | 128 | 205 | 279 | 284 | 189 | 135 | 92 | 131 | 196 |
| IERLAND (EIRE) | - | - | 1 | 6 | 8 | 1 | 3 | 2 | - | - | 7 | 2 |
| PORTUGAL | 62 | 68 | 75 | 66 | 105 | 155 | 154 | 140 | 85 | 56 | 60 | 101 |
| ITALIE | 930 | 1.426 | 2.059 | 3.170 | 4.474 | 5.011 | 5.351 | 5.803 | 4.882 | 4.127 | 3.424 | 3.488 |
| NEDERLAND | 92 | 67 | 67 | 73 | 181 | 355 | 366 | 313 | 277 | 257 | 229 | 223 |
| T | 2.147 | 2.760 | 3.480 | 4.729 | 7.177 | 8.859 | 9.231 | 9.159 | 7.795 | 6.620 | 5.635 | 5.935 |
| AND. EUROPESE LANDEN | | | | | | | | | | | | |
| DUITSLAND (DEM. REP.) | - | - | - | - | 1 | - | - | - | - | - | - | - |
| OOSTENRIJK | - | 1 | - | 1 | 11 | 11 | 8 | 6 | 4 | 11 | 9 | 8 |
| FINLAND | 3 | 3 | 3 | 1 | 8 | 4 | 7 | 4 | 2 | 2 | 2 | - |
| HONGARIJE | - | 5 | 6 | 3 | 5 | 14 | 8 | 8 | 7 | 2 | 3 | 6 |
| NOORWEGEN | - | - | - | - | 2 | 2 | - | 2 | 1 | 3 | 3 | 1 |
| POLEN | 3 | 22 | 26 | 28 | 50 | 67 | 84 | 66 | 54 | 39 | 42 | 50 |
| ZWEDE | - | - | 1 | 5 | 5 | 7 | 3 | 2 | 2 | 2 | 3 | 4 |
| ZWITSERLAND | 9 | 3 | 5 | 8 | 6 | 20 | 18 | 19 | 16 | 12 | 14 | 6 |
| TSJECHOSLOWAKIJE | 1 | 1 | - | 1 | - | 5 | 3 | 5 | 4 | 4 | 2 | - |
| USSR | 1 | 8 | 5 | 4 | 2 | 10 | 18 | 5 | 3 | - | 2 | 1 |
| JOEGOSLAVIE | 134 | 117 | 98 | 75 | 106 | 133 | 120 | 111 | 73 | 68 | 59 | 55 |
| ANDERE LANDEN VAN EUROPA | 48 | 46 | 42 | 28 | 81 | 127 | 103 | 112 | 69 | 27 | 9 | 15 |
| T | 199 | 206 | 186 | 154 | 277 | 400 | 372 | 340 | 235 | 170 | 148 | 146 |
| LANDEN VAN AZIE | | | | | | | | | | | | |
| TAIWAN | 1 | - | - | 1 | - | 1 | 2 | 4 | 1 | 1 | - | - |
| INDIE | 6 | 3 | 5 | 8 | 80 | 95 | 84 | 60 | 28 | 15 | 9 | 4 |
| INDONESIE | - | 1 | 1 | 1 | 2 | 6 | 11 | 9 | 6 | 1 | - | - |
| JAPAN | - | 2 | 1 | 3 | 4 | 3 | 4 | 3 | 2 | 1 | 1 | - |
| NOORD-VIETNAM | 1 | 1 | 4 | 1 | 4 | 2 | 2 | 5 | 2 | 1 | - | 1 |
| CHINA (VOLKSREP.) | 14 | 10 | 11 | 15 | 27 | 32 | 36 | 20 | 20 | 18 | 8 | 1 |
| IRAN | 5 | 4 | 3 | 5 | 16 | 29 | 21 | 7 | 4 | 6 | 4 | 2 |
| ISRAEL | - | - | - | - | 1 | 3 | 2 | 2 | - | 2 | - | - |
| JORDANIE | 2 | 3 | 5 | 2 | 3 | 9 | 3 | 2 | 6 | - | - | - |
| LIBANON | 20 | 10 | 5 | 2 | 18 | 33 | 36 | 18 | 7 | 2 | 2 | 2 |
| PAKISTAN | 12 | 8 | 3 | 3 | 35 | 77 | 40 | 42 | 18 | 9 | 7 | - |
| TURKIJE | 1.032 | 1.052 | 993 | 896 | 818 | 888 | 929 | 636 | 390 | 227 | 267 | 250 |
| ANDERE LANDEN VAN AZIE | 16 | 22 | 21 | 18 | 62 | 92 | 77 | 34 | 15 | 10 | 5 | 3 |
| T | 1.109 | 1.116 | 1.052 | 955 | 1.070 | 1.270 | 1.247 | 842 | 499 | 293 | 303 | 263 |
| LANDEN VAN AFRIKA | | | | | | | | | | | | |
| BURUNDI | 5 | 3 | 1 | 3 | 10 | 35 | 14 | 7 | 3 | 2 | 1 | - |
| ZAIRE | 273 | 246 | 182 | 131 | 303 | 564 | 469 | 222 | 98 | 31 | 9 | 4 |
| IVOORKUST | 8 | 2 | 13 | 10 | 16 | 21 | 23 | 5 | 3 | 1 | 1 | - |
| MAURITIUS /EILAND/ | 1 | 6 | 12 | 11 | 20 | 25 | 26 | 23 | 18 | 3 | 5 | 4 |
| RWANDA | 15 | 4 | 7 | 3 | 28 | 38 | 22 | 11 | 4 | 3 | 1 | - |
| ALGERIJE | 53 | 69 | 74 | 61 | 40 | 88 | 77 | 87 | 72 | 26 | 52 | 34 |
| MAROKKO | 1.129 | 1.161 | 1.214 | 1.108 | 888 | 964 | 1.025 | 797 | 532 | 302 | 402 | 396 |
| TUNESIE | 44 | 37 | 42 | 22 | 60 | 88 | 63 | 71 | 63 | 36 | 20 | 3 |
| ANDERE LANDEN VAN AFRIKA | 124 | 115 | 34 | 59 | 242 | 462 | 312 | 197 | 77 | 18 | 8 | 2 |
| T | 1.652 | 1.643 | 1.579 | 1.408 | 1.607 | 2.285 | 2.031 | 1.420 | 870 | 422 | 499 | 443 |

| N.I.S. | | TABEL 02.01 G T | | | | | | BLZ. 1.- FOL. 2.- | | | PRGVINCIE: 6 | | |
|--------------------------|---------------|---|---------------|---------------|---------------|---------------|-------------------|-------------------|---------------|-------------------|---------------|------------------------------------|--|
| BEVOLKING OP 1-1-1994 | | BEVOLKING VAN VREEMDE NATIONALITEIT NAAR NATIONALITEIT, LEEFTIJDGROEPEN EN LEEFTIJDKlassen | | | | | | | | | | PROVINCIE LUIK | |
| LEEFTIJDGROEP | | | | | | | | LEEFTIJDKlasse | | | ALGE- MEEN | NATIONALITEIT | |
| 60-64 JAAR | 65-69 JAAR | 70-74 JAAR | 75-79 JAAR | 80-84 JAAR | 85-89 JAAR | 90-94 JAAR | 95 ANS EN MEER | 0-14 JAAR | 15-64 JAAR | 65 ANS EN MEER | TOTAAL | | |
| | | | | | | | | | | | | ANDERE LANDEN LID VAN DE E.E.G. | |
| 394 | 437 | 284 | 129 | 93 | 59 | 17 | 2 | 1.854 | 8.443 | 1.021 | 11.318 | DUITSLAND | |
| 2 | - | 3 | - | 1 | - | - | - | 3 | 22 | 4 | 29 | DENEMARKE | |
| 970 | 614 | 207 | 65 | 31 | 17 | 9 | 1 | 788 | 7.373 | 944 | 9.105 | SPANJE | |
| 298 | 338 | 292 | 138 | 106 | 56 | 20 | 5 | 600 | 5.495 | 955 | 7.050 | FRANKRIJK | |
| 18 | 17 | 17 | 6 | 4 | 1 | - | - | 73 | 448 | 45 | 566 | VERENIGD-KONINKRIJK | |
| 49 | 26 | 31 | 22 | 18 | 15 | 4 | 1 | 15 | 494 | 117 | 626 | LUXEMBURG | |
| 216 | 115 | 35 | 12 | 7 | 4 | - | 1 | 207 | 1.855 | 174 | 2.236 | GRIEKENLAND | |
| 2 | - | - | 2 | 2 | 1 | - | - | 1 | 33 | 5 | 39 | IERLAND (EIRE) | |
| 79 | 46 | 13 | 5 | 5 | 4 | 1 | - | 205 | 1.001 | 74 | 1.280 | PORTUGAL | |
| 3.650 | 3.613 | 2.624 | 1.100 | 762 | 261 | 68 | 12 | 4.415 | 43.380 | 8.440 | 56.235 | ITALIE | |
| 251 | 247 | 228 | 126 | 79 | 32 | 9 | 3 | 226 | 2.525 | 724 | 3.475 | NEDERLAND | |
| 5.929 | 5.453 | 3.734 | 1.605 | 1.108 | 450 | 128 | 25 | 8.387 | 71.069 | 12.503 | 91.959 | T | |
| | | | | | | | | | | | | AND. EUROPESE LANDEN | |
| - | - | - | - | - | - | - | - | - | 1 | - | 1 | DUITSLAND (DEM. REP.) | |
| 5 | 1 | 2 | 1 | - | - | - | - | 1 | 74 | 4 | 79 | OOSTENRIJK | |
| - | - | - | - | - | - | - | - | 9 | 30 | - | 39 | FINLAND | |
| 3 | 7 | 5 | - | 1 | - | - | - | 11 | 59 | 13 | 83 | HONGARIJE | |
| - | - | - | 2 | - | - | - | - | - | 14 | 2 | 16 | NOORWEGEN | |
| 76 | 115 | 95 | 54 | 89 | 61 | 16 | 3 | 51 | 556 | 433 | 1.040 | POLEN | |
| 5 | 2 | 1 | - | - | 1 | - | - | 1 | 38 | 4 | 43 | ZWEDEN | |
| 15 | 14 | 11 | 4 | 6 | 6 | 3 | - | 17 | 134 | 44 | 195 | ZWITSERLAND | |
| 1 | 4 | 2 | 4 | 3 | 1 | 1 | 1 | 2 | 25 | 16 | 43 | TSJECHOSLOWAKIJE | |
| 3 | - | 3 | - | 2 | - | 2 | - | 14 | 48 | 7 | 69 | USSR | |
| 40 | 57 | 50 | 18 | 39 | 19 | 4 | - | 349 | 840 | 187 | 1.376 | JOEGOSLAVIE | |
| 11 | 5 | 6 | 4 | 3 | 1 | - | - | 136 | 582 | 19 | 737 | ANDERE LANDEN VAN EUROPA | |
| 159 | 205 | 175 | 87 | 143 | 89 | 26 | 4 | 591 | 2.401 | 729 | 3.721 | T | |
| | | | | | | | | | | | | LANDEN VAN AZIE | |
| 1 | 2 | 2 | 1 | 1 | - | - | - | 1 | 11 | 6 | 18 | TAIWAN | |
| 1 | 3 | - | 1 | - | - | - | - | 14 | 384 | 4 | 402 | INDIE | |
| - | - | - | - | - | - | - | - | 2 | 36 | - | 38 | INDONESIE | |
| - | - | - | - | - | - | - | - | 3 | 21 | - | 24 | JAPAN | |
| - | 2 | - | - | - | - | - | - | 6 | 18 | 2 | 26 | NOORD-VIETNAM | |
| 3 | 1 | 5 | 1 | - | - | - | - | 35 | 180 | 7 | 222 | CHINA (VOLKSREP.) | |
| 2 | 2 | 1 | - | - | - | - | - | 12 | 96 | 3 | 111 | IRAN | |
| - | - | - | - | - | - | - | - | - | 10 | - | 10 | ISRAEL | |
| - | - | - | - | - | - | - | - | 10 | 25 | - | 35 | JORDANIE | |
| 3 | 6 | - | 1 | 2 | - | - | - | 35 | 123 | 9 | 167 | LIBANON | |
| 1 | - | 1 | - | - | - | - | - | 23 | 232 | 1 | 256 | PAKISTAN | |
| 219 | 41 | 4 | - | 2 | 1 | - | - | 3.077 | 5.520 | 48 | 8.645 | TURKIJE | |
| 3 | 7 | 1 | - | 1 | 1 | - | - | 59 | 319 | 10 | 388 | ANDERE LANDEN VAN AZIE | |
| 233 | 64 | 14 | 4 | 6 | 2 | - | - | 3.277 | 6.975 | 90 | 10.342 | T | |
| | | | | | | | | | | | | LANDEN VAN AFRIKA | |
| - | - | - | - | - | - | - | - | 9 | 75 | - | 84 | BURUNDI | |
| 8 | 3 | - | 1 | - | - | - | - | 701 | 1.839 | 4 | 2.544 | ZAIRE | |
| - | 1 | - | - | - | - | - | - | 23 | 80 | 1 | 104 | IVOORKUST | |
| 4 | 1 | 2 | 1 | - | - | - | - | 19 | 139 | 4 | 162 | MAURITIUS /EILAND/ | |
| - | - | - | - | - | - | - | - | 26 | 110 | - | 136 | RWANDA | |
| 43 | 21 | 21 | 9 | 4 | 1 | - | - | 196 | 580 | 56 | 832 | ALGERIJE | |
| 185 | 58 | 22 | 8 | 1 | 1 | 1 | - | 3.504 | 6.599 | 91 | 10.194 | MAROKKO | |
| 5 | 2 | - | - | 1 | - | - | - | 123 | 431 | 3 | 557 | TUNESIE | |
| 1 | - | - | 1 | - | - | - | - | 273 | 1.378 | 1 | 1.652 | ANDERE LANDEN VAN AFRIKA | |
| 246 | 86 | 45 | 20 | 6 | 2 | 1 | - | 4.874 | 11.231 | 160 | 16.265 | T | |

| NATIONALITEIT | LEEFTIJDSGROEP | | | | | | | | | | | |
|--------------------------------------|----------------|-------------|---------------|---------------|---------------|---------------|---------------|---------------|---------------|---------------|---------------|---------------|
| | 0-4 JAAR | 5-9 JAAR | 10-14 JAAR | 15-19 JAAR | 20-24 JAAR | 25-29 JAAR | 30-34 JAAR | 35-39 JAAR | 40-44 JAAR | 45-49 JAAR | 50-54 JAAR | 55-59 JAAR |
| LANDEN VAN AMERIKA | | | | | | | | | | | | |
| CANADA | 3 | 5 | 2 | 33 | 10 | 11 | 12 | 5 | 3 | 5 | 3 | 1 |
| VER. STATEN VAN AMERIKA | 14 | 14 | 12 | 84 | 39 | 26 | 32 | 34 | 18 | 18 | 10 | 12 |
| HAITI | - | 1 | - | - | 1 | 3 | 3 | 3 | 1 | - | - | - |
| BRAZILIE | 7 | 4 | 9 | 11 | 15 | 21 | 27 | 11 | 3 | 4 | 2 | 4 |
| CHILI | 3 | 3 | 5 | 4 | 11 | 16 | 10 | 9 | 6 | 4 | 5 | - |
| COLOMBIA | 1 | 2 | 1 | 3 | - | 6 | 8 | 2 | 1 | - | - | - |
| ANDERE LANDEN VAN AMERIKA | 6 | 13 | 16 | 22 | 17 | 20 | 21 | 21 | 13 | 8 | 1 | 1 |
| T | 34 | 42 | 45 | 157 | 93 | 103 | 113 | 85 | 45 | 39 | 21 | 18 |
| LANDEN VAN OCEANIE | | | | | | | | | | | | |
| AUSTRALIE | - | - | - | 12 | 3 | - | 2 | - | 1 | 2 | - | - |
| ANDERE LANDEN VAN OCEANIE | - | - | - | 3 | - | 1 | 1 | - | - | 1 | - | - |
| T | - | - | - | 15 | 3 | 1 | 3 | - | 1 | 3 | - | - |
| VLUCHTELINGEN | | | | | | | | | | | | |
| VLUCHTELINGEN (HERKOMST ONBEKEND) | 106 | 52 | 20 | 17 | 14 | 33 | 46 | 47 | 48 | 19 | 8 | 3 |
| VLUCHTELINGEN (HERKOMST BEKEND) | 96 | 178 | 189 | 194 | 190 | 261 | 278 | 240 | 154 | 137 | 64 | 91 |
| T | 202 | 230 | 209 | 211 | 204 | 294 | 324 | 287 | 202 | 156 | 72 | 94 |
| VADERLANDLOZEN - ONBEKENDEN | | | | | | | | | | | | |
| VADERLANDLOOS | - | - | 4 | 1 | 1 | 13 | 7 | 15 | 11 | 8 | 4 | 2 |
| T | - | - | 4 | 1 | 1 | 13 | 7 | 15 | 11 | 8 | 4 | 2 |
| TT | 5.343 | 5.997 | 6.555 | 7.630 | 10.432 | 13.225 | 13.328 | 12.148 | 9.658 | 7.711 | 6.682 | 6.901 |

PROVINCIE: 6

BEVOLKING VAN VREEMDE NATIONALITEIT NAAR NATIONALITEIT,
LEEFTIJDSGROEPEN EN LEEFTIJDKlassen
- TOTALE BEVOLKING -

PROVINCIE
LUIK

N.I.S.

BEVOLKING
OP 1-1-1994

TABEL 02.01 G T

BLZ. 2.- FOL. 1.-

| N.I.S. BEVOLKING OP 1-1-1994 | | TABEL 02.01 G T BEVOLKING VAN VREEMDE NATIONALITEIT NAAR NATIONALITEIT, LEEFTIJDGROEPEN EN LEEFTIJDKLASSEN - TOTALE BEVOLKING - | | | | | | | | | | BLZ. 2.- FDL. 2.- PROVINCIE: 6 PROVINCIE LUIK | |
|------------------------------------|---------------|--|---------------|---------------|---------------|---------------|-------------------|----------------|---------------|-------------------|---------------|--|--------------------------------------|
| LEEFTIJDGROEP | | | | | | | | LEEFTIJDKLASSE | | | ALGE- MEEN | NATIONALITEIT | |
| 60-64 JAAR | 65-69 JAAR | 70-74 JAAR | 75-79 JAAR | 80-84 JAAR | 85-89 JAAR | 90-94 JAAR | 95 ANS EN MEER | 0-14 JAAR | 15-64 JAAR | 65 ANS EN MEER | TOTAAL | | |
| | | | | | | | | | | | | | LANDEN VAN AMERIKA |
| 3 | 1 | 2 | - | - | - | - | - | 10 | 86 | 3 | 99 | 99 | CANADA |
| 13 | 22 | 22 | 8 | 10 | 1 | 2 | - | 40 | 286 | 65 | 391 | 391 | VER. STATEN VAN AMERIKA |
| 1 | - | 1 | - | - | - | - | - | 1 | 12 | 1 | 14 | 14 | HAITI |
| 1 | 1 | - | 1 | 1 | 1 | - | - | 20 | 99 | 3 | 122 | 122 | BRAZILIE |
| 2 | - | 1 | 1 | - | - | - | - | 11 | 67 | 2 | 80 | 80 | CHILI |
| - | - | - | - | 1 | - | - | - | 4 | 20 | 1 | 25 | 25 | COLOMBIA |
| - | 1 | 4 | 1 | 2 | - | - | - | 35 | 124 | 8 | 167 | 167 | ANDERE LANDEN VAN AMERIKA |
| 20 | 25 | 30 | 11 | 14 | 1 | 2 | - | 121 | 694 | 83 | 898 | 898 | T |
| | | | | | | | | | | | | | LANDEN VAN OCEANIE |
| 1 | - | 1 | - | - | - | - | - | - | 21 | 1 | 22 | 22 | AUSTRALIE |
| - | - | - | - | - | - | - | - | - | 6 | - | 6 | 6 | ANDERE LANDEN VAN OCEANIE |
| 1 | - | 1 | - | - | - | - | - | - | 27 | 1 | 28 | 28 | T |
| | | | | | | | | | | | | | VLUCHTELINGEN |
| 5 | 3 | 5 | 3 | 2 | - | 2 | - | 178 | 240 | 15 | 433 | 433 | VLUCHTELINGEN (HERKOMST ONBEKEND) |
| 87 | 224 | 254 | 87 | 58 | 32 | 11 | - | 463 | 1.696 | 666 | 2.825 | 2.825 | VLUCHTELINGEN (HERKOMST BEKEND) |
| 92 | 227 | 259 | 90 | 60 | 32 | 13 | - | 641 | 1.936 | 681 | 3.258 | 3.258 | T |
| | | | | | | | | | | | | | VADERLANDLOZEN - ONBEKENDEN |
| 4 | 6 | 3 | 2 | 4 | 2 | 1 | 1 | 4 | 66 | 19 | 89 | 89 | VADERLANDLOOS |
| 4 | 6 | 3 | 2 | 4 | 2 | 1 | 1 | 4 | 66 | 19 | 89 | 89 | T |
| 6.684 | 6.066 | 4.261 | 1.819 | 1.341 | 578 | 171 | 30 | 17.895 | 94.399 | 14.266 | 126.560 | 126.560 | TT |

| NATIONALITEIT | LEEFTIJDGROEP | | | | | | | | | | | |
|------------------------------------|---------------|-------------|---------------|---------------|---------------|---------------|---------------|---------------|---------------|---------------|---------------|---------------|
| | 0-4 JAAR | 5-9 JAAR | 10-14 JAAR | 15-19 JAAR | 20-24 JAAR | 25-29 JAAR | 30-34 JAAR | 35-39 JAAR | 40-44 JAAR | 45-49 JAAR | 50-54 JAAR | 55-59 JAAR |
| ANDERE LANDEN LID VAN DE E.E.G. | | | | | | | | | | | | |
| DUITSLAND | 40 | 43 | 44 | 52 | 89 | 207 | 204 | 172 | 166 | 122 | 124 | 89 |
| DENEMARKE | 2 | 1 | 6 | - | 2 | 5 | 2 | 1 | 1 | 3 | 2 | 2 |
| SPANJE | 48 | 91 | 146 | 131 | 182 | 334 | 337 | 262 | 145 | 78 | 75 | 164 |
| FRANKRIJK | 15 | 19 | 15 | 14 | 34 | 55 | 43 | 32 | 27 | 28 | 18 | 16 |
| VERENIGD-KONINKRIJK | 16 | 12 | 14 | 17 | 29 | 44 | 54 | 41 | 41 | 44 | 24 | 12 |
| LUXEMBURG | - | - | 1 | 1 | 2 | 6 | 3 | 1 | 2 | 3 | 1 | 2 |
| GRIEKENLAND | 36 | 54 | 77 | 136 | 154 | 222 | 197 | 167 | 117 | 79 | 124 | 224 |
| IERLAND (EIRE) | 3 | 1 | - | 1 | 2 | 10 | 4 | 1 | 2 | - | - | 1 |
| PORTUGAL | 16 | 17 | 16 | 10 | 29 | 58 | 51 | 31 | 8 | 11 | 11 | 38 |
| ITALIE | 236 | 369 | 663 | 1.070 | 1.570 | 1.591 | 1.850 | 1.925 | 1.508 | 1.154 | 808 | 761 |
| NEDERLAND | 687 | 648 | 656 | 855 | 1.498 | 1.941 | 1.722 | 1.481 | 1.418 | 1.485 | 1.411 | 1.182 |
| T | 1.099 | 1.255 | 1.638 | 2.287 | 3.591 | 4.473 | 4.467 | 4.114 | 3.435 | 3.007 | 2.598 | 2.491 |
| AND. EUROPESE LANDEN | | | | | | | | | | | | |
| OOSTENRIJK | - | - | - | 2 | 4 | 5 | 4 | 6 | 3 | 6 | - | 1 |
| FINLAND | - | - | - | 1 | 2 | 3 | 1 | - | 2 | 1 | - | - |
| HONGARIJE | - | - | 2 | 1 | 1 | 3 | 1 | 4 | - | - | 1 | 2 |
| NOORWEGEN | - | - | 1 | - | 1 | 1 | - | - | - | 4 | 2 | - |
| POLEN | 7 | 13 | 18 | 14 | 34 | 40 | 57 | 41 | 32 | 19 | 8 | 19 |
| ZWEDEN | - | 2 | - | 1 | 8 | 2 | 2 | 1 | 2 | 6 | 1 | 3 |
| ZWITSERLAND | - | 1 | 1 | - | 3 | 2 | 1 | 2 | - | - | 3 | 1 |
| TSJECHOSLOWAKIJE | - | - | - | 1 | 3 | 3 | - | 1 | - | - | - | - |
| USSR | - | - | 1 | 1 | 4 | - | 2 | - | 1 | - | - | - |
| JOEGOSLAVIE | 8 | 5 | 5 | 3 | 13 | 25 | 16 | 3 | 11 | 9 | 7 | 5 |
| ANDERE LANDEN VAN EUROPA | 19 | 9 | 14 | 7 | 25 | 30 | 34 | 23 | 12 | 4 | 1 | 3 |
| T | 34 | 30 | 42 | 31 | 98 | 114 | 119 | 81 | 63 | 49 | 23 | 34 |
| LANDEN VAN AZIE | | | | | | | | | | | | |
| TAIWAN | - | - | - | - | - | 1 | - | - | 1 | 1 | - | - |
| INDIE | 6 | 5 | 3 | 6 | 31 | 52 | 41 | 30 | 14 | 8 | - | - |
| INDONESIE | 2 | 1 | - | - | - | 6 | 7 | 3 | 3 | - | 1 | 1 |
| JAPAN | 9 | 8 | 2 | 8 | 1 | 7 | 15 | 13 | 8 | 10 | 4 | 2 |
| NOORD-VIETNAM | - | - | - | - | - | - | - | 1 | - | - | - | - |
| CHINA (VOLKSREP.) | 4 | 4 | - | 3 | 6 | 10 | 9 | 8 | 1 | 2 | 1 | - |
| IRAN | 1 | - | 3 | - | 1 | - | 2 | 2 | - | - | - | - |
| ISRAEL | 1 | 1 | - | - | - | 1 | 3 | - | - | - | - | - |
| LIBANON | 1 | - | - | - | 2 | 2 | 2 | - | - | 1 | 1 | - |
| PAKISTAN | 9 | 7 | 5 | 3 | 11 | 26 | 18 | 3 | 4 | 3 | 1 | 1 |
| TURKIJE | 1.989 | 2.093 | 2.276 | 2.216 | 1.863 | 1.873 | 1.907 | 1.395 | 860 | 498 | 663 | 657 |
| ANDERE LANDEN VAN AZIE | 3 | 9 | 11 | 11 | 23 | 34 | 37 | 18 | 10 | 1 | 2 | - |
| T | 2.025 | 2.128 | 2.300 | 2.247 | 1.938 | 2.012 | 2.041 | 1.473 | 901 | 524 | 673 | 661 |
| LANDEN VAN AFRIKA | | | | | | | | | | | | |
| BURUNDI | - | - | - | - | 1 | 1 | - | - | - | - | - | - |
| ZAIRE | 8 | 7 | 5 | 3 | 10 | 20 | 5 | 4 | 4 | - | - | - |
| MAURITIUS /EILAND/ | - | - | - | - | - | 1 | - | - | - | - | 1 | - |
| RWANDA | 1 | 4 | - | - | 1 | 1 | - | - | - | - | - | - |
| ALGERIJE | 10 | 12 | 17 | 20 | 14 | 26 | 15 | 10 | 9 | 7 | 12 | 9 |
| MAROKKO | 521 | 628 | 642 | 697 | 527 | 412 | 354 | 290 | 195 | 151 | 278 | 281 |
| TUNESIE | 2 | 3 | 1 | 1 | 2 | 3 | 2 | 4 | 3 | 3 | 1 | - |
| ANDERE LANDEN VAN AFRIKA | 5 | 7 | 7 | 2 | 16 | 32 | 29 | 12 | 12 | 5 | - | - |
| T | 547 | 661 | 672 | 723 | 571 | 496 | 405 | 320 | 223 | 166 | 292 | 290 |

| N.I.S. | | TABEL 02.01 G T | | | | | | | BLZ. 1.- FDL. 2.- | | | PROVINCIE: 7 | | |
|--------------------------|---------------|---|---------------|---------------|---------------|---------------|-------------------|----------------|-------------------|-------------------|---------------|--------------------------|------------------------------------|--|
| BEVOLKING OP 1-1-1984 | | BEVOLKING VAN VREEMDE NATIONALITEIT NAAR NATIONALITEIT, LEEFTIJDGROEPEN EN LEEFTIJDKlassen - TOTALE BEVOLKING - | | | | | | | | | | | PROVINCIE LIMBURG | |
| LEEFTIJDGROEP | | | | | | | | LEEFTIJDKlasse | | | ALGE- MEEN | NATIONALITEIT | | |
| 60-64 JAAR | 65-69 JAAR | 70-74 JAAR | 75-79 JAAR | 80-84 JAAR | 85-89 JAAR | 90-94 JAAR | 95 ANS EN MEER | 0-14 JAAR | 15-64 JAAR | 65 ANS EN MEER | TOTAAL | | | |
| | | | | | | | | | | | | | ANDERE LANDEN LID VAN DE E.E.G. | |
| 82 | 156 | 90 | 23 | 27 | 13 | 2 | 1 | 127 | 1.307 | 312 | 1.746 | DUITSLAND | | |
| - | - | - | - | - | - | - | - | 9 | 18 | - | 27 | DENEMARKEN | | |
| 202 | 105 | 32 | 5 | 1 | 1 | 2 | 1 | 285 | 1.910 | 147 | 2.342 | SPANJE | | |
| 9 | 15 | 12 | 5 | 4 | 2 | - | - | 49 | 276 | 38 | 363 | FRANKRIJK | | |
| 15 | 14 | 23 | 6 | 7 | 1 | - | - | 42 | 321 | 51 | 414 | VERENIGD-KONINKRIJK | | |
| 2 | - | - | - | - | 1 | - | - | 1 | 23 | 1 | 25 | LUXEMBURG | | |
| 186 | 85 | 24 | 10 | 5 | 4 | - | - | 167 | 1.606 | 128 | 1.901 | GRIEKENLAND | | |
| - | - | - | 1 | 1 | 1 | - | - | 4 | 21 | 3 | 28 | IERLAND (EIRE) | | |
| 21 | 6 | - | 2 | 1 | 2 | - | - | 49 | 268 | 11 | 328 | PORTUGAL | | |
| 874 | 806 | 573 | 222 | 112 | 31 | 3 | 1 | 1.268 | 13.111 | 1.748 | 16.127 | ITALIE | | |
| 1.050 | 871 | 658 | 356 | 198 | 65 | 17 | 3 | 1.991 | 14.043 | 2.168 | 18.202 | NEDERLAND | | |
| 2.441 | 2.058 | 1.412 | 630 | 356 | 121 | 24 | 6 | 3.992 | 32.904 | 4.607 | 41.503 | † | | |
| | | | | | | | | | | | | AND. EUROPESE LANDEN | | |
| 3 | 3 | 2 | 2 | - | 1 | 1 | - | - | 34 | 9 | 43 | OOSTENRIJK | | |
| - | - | - | - | - | - | - | - | - | 10 | - | 10 | FINLAND | | |
| 3 | - | 1 | - | - | - | - | - | 2 | 16 | 1 | 19 | HONGARIJE | | |
| - | 1 | - | - | - | - | - | - | 1 | 9 | 1 | 11 | NOORWEGEN | | |
| 22 | 38 | 39 | 12 | 22 | 18 | 5 | 2 | 38 | 286 | 136 | 460 | POLEN | | |
| 1 | 1 | - | - | - | - | - | - | 2 | 27 | 1 | 30 | ZWEDEN | | |
| 2 | - | 1 | - | 1 | - | - | - | 2 | 14 | 2 | 18 | ZWITSERLAND | | |
| - | 1 | - | 1 | - | 1 | - | - | - | 8 | 3 | 11 | TSJECHOSLOWAKIJE | | |
| - | - | 2 | 1 | - | 1 | - | - | 1 | 8 | 4 | 13 | USSR | | |
| 7 | 7 | 3 | 3 | 1 | 5 | 1 | - | 18 | 99 | 20 | 137 | JOEGOSLAVIE | | |
| 4 | 3 | 3 | - | 1 | 1 | 1 | - | 42 | 143 | 9 | 194 | ANDERE LANDEN VAN EUROPA | | |
| 42 | 54 | 51 | 19 | 25 | 27 | 8 | 2 | 106 | 654 | 186 | 946 | † | | |
| | | | | | | | | | | | | LANDEN VAN AZIE | | |
| 1 | 1 | 1 | 1 | 1 | - | - | - | - | 4 | 4 | 8 | TAIWAN | | |
| 1 | - | - | - | - | - | - | - | 14 | 183 | - | 197 | INDIE | | |
| 1 | 2 | 2 | - | 1 | - | - | - | 3 | 22 | 5 | 30 | INDONESIE | | |
| 1 | - | - | - | - | - | - | - | 19 | 69 | - | 88 | JAPAN | | |
| - | - | - | - | - | - | - | - | - | 1 | - | 1 | NOORD-VIETNAM | | |
| - | 4 | - | - | - | - | - | - | 8 | 40 | 4 | 52 | CHINA (VOLKSREP.) | | |
| - | - | - | - | - | - | - | - | 4 | 5 | - | 9 | IRAN | | |
| - | - | - | - | - | - | - | - | 2 | 4 | - | 6 | ISRAEL | | |
| - | - | - | - | - | - | - | - | 1 | 8 | - | 9 | LIBANON | | |
| 1 | - | - | - | - | - | - | - | 21 | 71 | - | 92 | PAKISTAN | | |
| 492 | 91 | 10 | 6 | 6 | 2 | - | - | 6.358 | 12.424 | 115 | 18.897 | TURKIJE | | |
| 1 | 1 | - | - | - | 1 | - | - | 23 | 137 | 2 | 162 | ANDERE LANDEN VAN AZIE | | |
| 498 | 99 | 13 | 7 | 8 | 3 | - | - | 6.453 | 12.968 | 130 | 19.551 | † | | |
| | | | | | | | | | | | | LANDEN VAN AFRIKA | | |
| - | - | - | - | - | - | - | - | - | 2 | - | 2 | BURUNDI | | |
| - | - | - | - | - | - | - | - | 20 | 46 | - | 66 | ZAIRE | | |
| - | 1 | - | - | - | - | - | - | - | 2 | 1 | 3 | MAURITIUS /EILAND/ | | |
| - | - | - | - | - | - | - | - | 5 | 2 | - | 7 | RWANDA | | |
| 10 | 2 | 1 | - | - | - | - | - | 39 | 132 | 3 | 174 | ALGERIJE | | |
| 88 | 20 | 3 | 1 | - | - | - | - | 1.791 | 3.273 | 24 | 5.088 | MAROKKO | | |
| - | - | - | - | - | - | - | - | 6 | 19 | - | 25 | TUNESIE | | |
| - | 1 | - | - | - | - | - | - | 19 | 108 | 1 | 128 | ANDERE LANDEN VAN AFRIKA | | |
| 98 | 24 | 4 | 1 | - | - | - | - | 1.880 | 3.584 | 29 | 5.493 | † | | |

| NATIONALITEIT | LEEFTIJDGROEP | | | | | | | | | | | |
|--------------------------------------|---------------|-------------|---------------|---------------|---------------|---------------|---------------|---------------|---------------|---------------|---------------|---------------|
| | 0-4 JAAR | 5-9 JAAR | 10-14 JAAR | 15-19 JAAR | 20-24 JAAR | 25-29 JAAR | 30-34 JAAR | 35-39 JAAR | 40-44 JAAR | 45-49 JAAR | 50-54 JAAR | 55-59 JAAR |
| LANDEN VAN AMERIKA | | | | | | | | | | | | |
| CANADA | 1 | 1 | 2 | 3 | 4 | 5 | 2 | 1 | 3 | 3 | 1 | 2 |
| VER. STATEN VAN AMERIKA | 50 | 35 | 38 | 28 | 31 | 35 | 35 | 27 | 28 | 20 | 12 | 13 |
| HAITI | - | - | - | - | 1 | - | 1 | - | - | - | - | - |
| BRAZILIE | 4 | - | - | 2 | 5 | 3 | 10 | 1 | 1 | - | 1 | 1 |
| CHILI | - | 1 | 2 | 2 | - | 1 | - | 1 | - | - | - | - |
| COLOMBIA | 1 | - | 1 | - | - | - | 2 | - | - | - | - | - |
| ANDERE LANDEN VAN AMERIKA | 3 | 7 | 4 | 14 | 3 | 11 | 6 | 2 | 6 | 1 | 1 | - |
| T | 59 | 44 | 47 | 49 | 44 | 55 | 56 | 32 | 38 | 24 | 15 | 16 |
| LANDEN VAN OCEANIE | | | | | | | | | | | | |
| AUSTRALIE | 2 | - | 1 | 4 | 1 | 1 | 1 | 1 | - | 1 | 2 | - |
| ANDERE LANDEN VAN OCEANIE | 1 | 1 | - | - | - | - | - | - | 2 | 1 | - | - |
| T | 3 | 1 | 1 | 4 | 1 | 1 | 1 | 1 | 2 | 2 | 2 | - |
| VLUCHTELINGEN | | | | | | | | | | | | |
| VLUCHTELINGEN (HERKOMST ONBEKEND) | 2 | 1 | - | - | 4 | 13 | 12 | 21 | 10 | 4 | 1 | 2 |
| VLUCHTELINGEN (HERKOMST BEKEND) | 4 | 5 | 7 | 7 | 15 | 15 | 16 | 19 | 29 | 29 | 10 | 8 |
| T | 6 | 6 | 7 | 7 | 19 | 28 | 28 | 40 | 39 | 33 | 11 | 10 |
| VADERLANDLOZEN - ONBEKENDEN | | | | | | | | | | | | |
| VADERLANDLOOS | - | - | - | - | - | 1 | 1 | 1 | 4 | 1 | - | 1 |
| T | - | - | - | - | - | 1 | 1 | 1 | 4 | 1 | - | 1 |
| TT | 3.773 | 4.125 | 4.707 | 5.348 | 6.262 | 7.180 | 7.118 | 6.062 | 4.705 | 3.806 | 3.614 | 3.503 |

PROVINCIE: 7

TABEL 02.01 G T

BLZ. 2. - FOL. 1. -

BEVOLKING VAN VREEMDE NATIONALITEIT NAAR NATIONALITEIT,
LEEFTIJDGROEPEN EN LEEFTIJDKlassen
- TOTALE BEVOLKING -

PROVINCIE
LIMBURG

N.I.S.

BEVOLKING
OP 1-1-1994

| N.I.S. | | TABEL 02.01 G T | | | | | | | BLZ. 2.- FOL. 2.- | | | PROVINCIE: 7 | | | |
|--------------------------|---------------|---|---------------|---------------|---------------|---------------|-------------------|--------------|-------------------|-------------------|---------------|----------------------|--------------------------------------|----------------------|--|
| BEVOLKING OP 1-1-1994 | | BEVOLKING VAN VREEMDE NATIONALITEIT NAAR NATIONALITEIT, LEEFTIJDGROEPEN EN LEEFTIJDKlassen | | | | | | | | | | - TOTALE BEVOLKING - | | PROVINCIE LIMBURG | |
| LEEFTIJDGROEP | | | | | | | LEEFTIJDKlasse | | | ALGE- MEEN | NATIONALITEIT | | | | |
| 60-64 JAAR | 65-69 JAAR | 70-74 JAAR | 75-79 JAAR | 80-84 JAAR | 85-89 JAAR | 90-94 JAAR | 95 ANS EN MEER | 0-14 JAAR | 15-64 JAAR | 65 ANS EN MEER | | | TOTAAL | | |
| | | | | | | | | | | | | | LANDEN VAN AMERIKA | | |
| - | 2 | 2 | 1 | - | - | - | - | 4 | 24 | 5 | 33 | | CANADA | | |
| 16 | 5 | 5 | 3 | 1 | - | - | - | 123 | 245 | 14 | 382 | | VER. STATEN VAN AMERIKA | | |
| - | - | - | - | - | - | - | - | - | 2 | - | 2 | | HAITI | | |
| - | - | - | - | - | - | - | - | 4 | 24 | - | 28 | | BRAZILIE | | |
| - | - | - | - | - | - | - | - | 3 | 4 | - | 7 | | CHILI | | |
| - | - | - | - | - | - | - | - | 2 | 2 | - | 4 | | COLOMBIA | | |
| - | - | - | - | - | - | - | - | 14 | 44 | - | 58 | | ANDERE LANDEN VAN AMERIKA | | |
| 16 | 7 | 7 | 4 | 1 | - | - | - | 150 | 345 | 19 | 514 | | T | | |
| | | | | | | | | | | | | | LANDEN VAN OCEANIE | | |
| 1 | - | 1 | 1 | - | - | - | - | 3 | 12 | 2 | 17 | | AUSTRALIE | | |
| - | - | - | - | - | - | - | - | 2 | 3 | - | 5 | | ANDERE LANDEN VAN OCEANIE | | |
| 1 | - | 1 | 1 | - | - | - | - | 5 | 15 | 2 | 22 | | T | | |
| | | | | | | | | | | | | | VLUCHTELINGEN | | |
| - | 4 | 4 | 1 | - | - | - | - | 3 | 67 | 9 | 79 | | VLUCHTELINGEN (HERKOMST ONBEKEND) | | |
| 9 | 55 | 66 | 45 | 11 | 6 | 3 | - | 16 | 157 | 186 | 359 | | VLUCHTELINGEN (HERKOMST BEKEND) | | |
| 9 | 59 | 70 | 46 | 11 | 6 | 3 | - | 19 | 224 | 195 | 438 | | T | | |
| | | | | | | | | | | | | | VADERLANDLOZEN - ONBEKENDEN | | |
| - | 3 | 2 | 1 | 1 | - | 1 | - | - | 9 | 8 | 17 | | VADERLANDLOOS | | |
| - | 3 | 2 | 1 | 1 | - | 1 | - | - | 9 | 8 | 17 | | T | | |
| 3.105 | 2.304 | 1.560 | 709 | 402 | 157 | 36 | 8 | 12.605 | 50.703 | 5.176 | 68.484 | | TT | | |

| NATIONALITEIT | LEEFTIJDGROEP | | | | | | | | | | | |
|------------------------------------|---------------|-------------|---------------|---------------|---------------|---------------|---------------|---------------|---------------|---------------|---------------|---------------|
| | 0-4 JAAR | 5-9 JAAR | 10-14 JAAR | 15-19 JAAR | 20-24 JAAR | 25-29 JAAR | 30-34 JAAR | 35-39 JAAR | 40-44 JAAR | 45-49 JAAR | 50-54 JAAR | 55-59 JAAR |
| ANDERE LANDEN LID VAN DE E.E.G. | | | | | | | | | | | | |
| DUITSLAND | 8 | 11 | 18 | 9 | 4 | 20 | 20 | 21 | 19 | 11 | 15 | 16 |
| DENEMARKEN | - | - | - | - | - | 1 | - | - | 2 | 1 | - | - |
| SPANJE | 8 | 6 | 11 | 10 | 16 | 19 | 13 | 19 | 21 | 20 | 4 | 11 |
| FRANKRIJK | 113 | 139 | 140 | 187 | 364 | 469 | 417 | 412 | 472 | 407 | 252 | 255 |
| VERENIGD-KONINKRIJK | 11 | 5 | 3 | 4 | 4 | 25 | 18 | 11 | 13 | 8 | 11 | 10 |
| LUXEMBURG | 43 | 26 | 33 | 34 | 81 | 141 | 117 | 110 | 90 | 81 | 62 | 65 |
| GRIEKENLAND | - | 2 | 2 | 1 | 3 | 8 | 5 | 6 | 1 | 1 | 1 | - |
| IERLAND (EIRE) | 3 | - | - | 1 | 1 | 3 | 6 | 3 | - | - | 3 | 1 |
| PORTUGAL | 64 | 63 | 55 | 41 | 77 | 113 | 103 | 72 | 44 | 27 | 22 | 13 |
| ITALIE | 32 | 27 | 56 | 68 | 88 | 118 | 85 | 105 | 118 | 112 | 113 | 71 |
| NEDERLAND | 22 | 21 | 26 | 16 | 25 | 46 | 43 | 60 | 39 | 56 | 25 | 38 |
| T | 304 | 300 | 344 | 371 | 663 | 963 | 827 | 819 | 819 | 724 | 508 | 480 |
| AND. EUROPESE LANDEN | | | | | | | | | | | | |
| OOSTENRIJK | - | - | - | - | 5 | 2 | - | 1 | - | - | 1 | - |
| HONGARIJE | - | - | - | - | - | 1 | 1 | - | - | - | - | - |
| POLEN | 2 | 6 | 4 | 4 | 12 | 13 | 9 | 6 | 4 | 3 | 1 | 1 |
| ZWEDEN | - | - | - | - | - | - | 5 | - | - | - | 1 | 1 |
| ZWITSERLAND | - | - | - | - | 3 | 2 | 3 | 3 | 1 | 3 | 2 | 2 |
| USSR | 2 | - | - | - | - | 3 | 2 | - | - | - | - | - |
| JOEGOSLAVIE | 8 | 17 | 4 | 4 | 7 | 13 | 13 | 5 | 8 | 1 | - | 1 |
| ANDERE LANDEN VAN EUROPA | 13 | 26 | 15 | 4 | 17 | 29 | 27 | 33 | 14 | 6 | 1 | 1 |
| T | 25 | 49 | 23 | 12 | 44 | 63 | 60 | 48 | 27 | 13 | 6 | 6 |
| LANDEN VAN AZIE | | | | | | | | | | | | |
| TAIWAN | - | - | 1 | - | - | - | - | 1 | - | - | - | - |
| INDIE | 3 | 1 | 3 | - | - | 2 | 4 | - | - | - | - | - |
| JAPAN | - | - | - | 1 | - | - | 1 | 1 | - | - | 1 | - |
| NOORD-VIETNAM | - | - | - | - | - | 1 | - | 1 | 1 | - | - | - |
| CHINA (VOLKSREP.) | - | - | 2 | 3 | - | 1 | 1 | 4 | 3 | 1 | - | 2 |
| IRAN | - | - | - | - | 1 | 2 | 2 | - | 1 | - | - | - |
| ISRAEL | - | - | - | - | - | - | - | 1 | - | - | - | - |
| JORDANIE | - | - | - | 3 | 4 | - | 2 | 1 | - | 3 | 1 | - |
| LIBANON | 1 | 2 | - | - | 1 | 1 | 3 | 1 | - | - | - | - |
| PAKISTAN | - | - | - | - | 1 | 5 | 2 | 2 | 1 | 2 | - | - |
| TURKIJE | 112 | 103 | 107 | 98 | 94 | 91 | 64 | 46 | 30 | 33 | 19 | 18 |
| ANDERE LANDEN VAN AZIE | 7 | 4 | 1 | 3 | 10 | 3 | 5 | 6 | 2 | 1 | - | - |
| T | 123 | 110 | 114 | 108 | 111 | 106 | 84 | 64 | 38 | 40 | 21 | 20 |
| LANDEN VAN AFRIKA | | | | | | | | | | | | |
| BURUNDI | 1 | - | 1 | - | - | 1 | 3 | - | - | 1 | - | - |
| ZAIRE | 12 | 11 | 15 | 10 | 11 | 32 | 26 | 19 | 2 | 2 | - | - |
| IVOORKUST | - | - | - | - | - | 1 | 2 | - | - | - | - | - |
| MAURITIUS /EILAND/ | - | - | 1 | 2 | 8 | 8 | 14 | 9 | 3 | 1 | 1 | - |
| RWANDA | 1 | - | - | 1 | 4 | 3 | 2 | - | - | - | - | - |
| ALGERIJE | 2 | 1 | 6 | 6 | 7 | 7 | 7 | 3 | 5 | 11 | 4 | 4 |
| MAROKKO | 11 | 5 | 7 | 10 | 21 | 29 | 28 | 10 | 10 | 4 | 7 | - |
| TUNESIE | 3 | - | - | 3 | - | 5 | 3 | 4 | 3 | 4 | - | - |
| ANDERE LANDEN VAN AFRIKA | 6 | 7 | 6 | 4 | 13 | 28 | 14 | 19 | 7 | - | 1 | - |
| T | 36 | 24 | 36 | 36 | 64 | 114 | 99 | 64 | 30 | 23 | 13 | 4 |
| LANDEN VAN AMERIKA | | | | | | | | | | | | |
| CANADA | - | - | - | 4 | - | 3 | 1 | 1 | 1 | 1 | 1 | - |
| VER. STATEN VAN AMERIKA | 1 | 4 | 4 | 11 | 2 | 2 | 10 | 5 | 4 | 2 | - | 1 |
| HAITI | - | - | - | - | 1 | 1 | - | - | - | - | - | - |
| BRAZILIE | - | - | - | 1 | 1 | 2 | 2 | 2 | - | - | - | - |
| CHILI | - | - | - | - | - | 1 | - | - | 1 | - | - | - |
| COLOMBIA | - | - | - | - | 1 | 1 | - | 1 | - | - | - | - |
| ANDERE LANDEN VAN AMERIKA | - | 3 | 1 | 1 | 2 | 4 | 8 | - | 1 | - | 1 | - |
| T | 1 | 7 | 5 | 17 | 7 | 14 | 21 | 9 | 7 | 3 | 2 | 1 |

| N.I.S. | | TABEL 02.01 G T | | | | | | | | | | BLZ. 1.- FDL. 2.- | | PROVINCIE: 8 | |
|--------------------------|---------------|---|---------------|---------------|---------------|---------------|-------------------|----------------|---------------|-------------------|---------------|---------------------------|------------------------------------|------------------------|--|
| BEVOLKING OP 1-1-1994 | | BEVOLKING VAN VREEMDE NATIONALITEIT NAAR NATIONALITEIT, LEEFTIJDGROEPEN EN LEEFTIJDKlassen | | | | | | | | | | | | PROVINCIE LUXEMBURG | |
| LEEFTIJDGROEP | | | | | | | | LEEFTIJDKlasse | | | ALGE- MEEN | NATIONALITEIT | | | |
| 60-64 JAAR | 65-69 JAAR | 70-74 JAAR | 75-79 JAAR | 80-84 JAAR | 85-89 JAAR | 90-94 JAAR | 95 ANS EN MEER | 0-14 JAAR | 15-64 JAAR | 65 ANS EN MEER | TOTAAL | | | | |
| | | | | | | | | | | | | | ANDERE LANDEN LID VAN DE E.E.G. | | |
| 1 | 10 | 3 | 5 | 3 | 3 | 1 | - | 37 | 136 | 25 | 198 | DUITSLAND | | | |
| - | - | - | - | - | - | - | - | - | 4 | - | 4 | DENEMARKEN | | | |
| 6 | 3 | 2 | - | - | - | - | - | 25 | 139 | 5 | 169 | SPANJE | | | |
| 202 | 203 | 131 | 66 | 47 | 31 | 11 | 2 | 392 | 3.437 | 491 | 4.320 | FRANKRIJK | | | |
| 7 | 4 | 2 | - | - | - | 1 | - | 19 | 111 | 7 | 137 | VERENIGD-KONINKRIJK | | | |
| 79 | 61 | 50 | 46 | 52 | 37 | 12 | 1 | 102 | 860 | 259 | 1.221 | LUXEMBURG | | | |
| 2 | - | - | - | 1 | - | - | - | 4 | 28 | 1 | 33 | GRIEKENLAND | | | |
| - | - | - | - | - | - | - | - | 3 | 18 | - | 21 | IERLAND (EIRE) | | | |
| 13 | 2 | 2 | 1 | - | 1 | - | - | 182 | 525 | 6 | 713 | PORTUGAL | | | |
| 49 | 47 | 38 | 20 | 16 | 10 | 3 | 1 | 115 | 927 | 135 | 1.177 | ITALIE | | | |
| 36 | 18 | 25 | 5 | 4 | 1 | 1 | - | 69 | 384 | 54 | 507 | NEDERLAND | | | |
| 395 | 348 | 253 | 143 | 123 | 83 | 29 | 4 | 948 | 6.569 | 983 | 8.500 | T | | | |
| | | | | | | | | | | | | AND. EUROPESE LANDEN | | | |
| 1 | 1 | - | - | - | - | - | - | - | 10 | 1 | 11 | OOSTENRIJK | | | |
| - | 1 | - | - | - | - | - | - | - | 2 | 1 | 3 | HONGARIJE | | | |
| - | 5 | 5 | 2 | 1 | - | 1 | - | 12 | 53 | 14 | 79 | POLEN | | | |
| 1 | 1 | - | - | - | - | - | - | - | 8 | 1 | 9 | ZWEDEN | | | |
| 1 | 1 | 2 | 1 | - | - | 1 | - | - | 20 | 5 | 25 | ZWITSERLAND | | | |
| - | - | - | - | - | - | - | - | 2 | 5 | - | 7 | USSR | | | |
| 1 | - | 1 | - | 1 | - | - | - | 29 | 53 | 2 | 84 | JOEGOSLAVIE | | | |
| 1 | 1 | - | 2 | - | - | - | - | 54 | 133 | 3 | 190 | ANDERE LANDEN VAN EUROPA | | | |
| 5 | 10 | 8 | 5 | 2 | - | 2 | - | 97 | 284 | 27 | 408 | T | | | |
| | | | | | | | | | | | | LANDEN VAN AZIE | | | |
| - | - | - | - | - | - | - | - | 1 | 1 | - | 2 | TAIWAN | | | |
| - | - | - | - | - | - | - | - | 7 | 6 | - | 13 | INDIE | | | |
| - | - | - | - | - | - | - | - | - | 4 | - | 4 | JAPAN | | | |
| - | - | - | - | - | - | - | - | - | 3 | - | 3 | NOORD-VIETNAM | | | |
| 2 | 1 | 1 | - | - | - | - | - | 2 | 17 | 2 | 21 | CHINA (VOLKSREP.) | | | |
| - | - | - | - | - | - | - | - | - | 6 | - | 6 | IRAN | | | |
| - | - | - | - | - | - | - | - | - | 1 | - | 1 | ISRAEL | | | |
| - | 1 | - | - | - | - | - | - | - | 14 | 1 | 15 | JORDANIE | | | |
| 1 | - | 1 | - | - | - | - | - | 3 | 7 | 1 | 11 | LIBANON | | | |
| - | - | - | - | - | - | - | - | - | 13 | - | 13 | PAKISTAN | | | |
| 9 | 1 | 2 | 1 | - | - | - | - | 322 | 502 | 4 | 828 | TURKIJE | | | |
| - | - | - | - | - | - | - | - | 12 | 30 | - | 42 | ANDERE LANDEN VAN AZIE | | | |
| 12 | 3 | 4 | 1 | - | - | - | - | 347 | 604 | 8 | 959 | T | | | |
| | | | | | | | | | | | | LANDEN VAN AFRIKA | | | |
| - | - | - | - | - | - | - | - | 2 | 5 | - | 7 | BURUNDI | | | |
| - | - | - | - | - | - | - | - | 38 | 102 | - | 140 | ZAIRE | | | |
| - | - | - | - | - | - | - | - | - | 3 | - | 3 | IVOORKUST | | | |
| - | - | 1 | 1 | - | - | - | - | 1 | 46 | 2 | 49 | MAURITIUS /EILAND/ | | | |
| - | - | - | - | - | - | - | - | 1 | 10 | - | 11 | RWANDA | | | |
| - | 1 | 1 | 1 | - | - | - | - | 9 | 54 | 3 | 66 | ALGERIJE | | | |
| 2 | - | - | - | - | - | - | - | 23 | 121 | - | 144 | MAROKKO | | | |
| - | - | - | - | - | - | - | - | 3 | 22 | - | 25 | TUNESIE | | | |
| - | - | - | - | - | - | - | - | 19 | 86 | - | 105 | ANDERE LANDEN VAN AFRIKA | | | |
| 2 | 1 | 2 | 2 | - | - | - | - | 96 | 449 | 5 | 550 | T | | | |
| | | | | | | | | | | | | LANDEN VAN AMERIKA | | | |
| - | - | - | 1 | - | - | - | - | - | 12 | 1 | 13 | CANADA | | | |
| 2 | 6 | 5 | - | - | 1 | - | - | 9 | 39 | 12 | 60 | VER. STATEN VAN AMERIKA | | | |
| - | - | - | - | - | - | - | - | - | 2 | - | 2 | HAITI | | | |
| - | - | - | - | - | - | - | - | - | 8 | - | 8 | BRAZILIE | | | |
| - | - | - | - | - | - | - | - | - | 2 | - | 2 | CHILI | | | |
| - | - | - | - | - | - | - | - | - | 3 | - | 3 | COLOMBIA | | | |
| 1 | - | - | - | - | - | - | - | 4 | 18 | - | 22 | ANDERE LANDEN VAN AMERIKA | | | |
| 3 | 6 | 5 | 1 | - | 1 | - | - | 13 | 84 | 13 | 110 | T | | | |

| NATIONALITEIT | LEEFTIJDGROEP | | | | | | | | | | | |
|--------------------------------------|---------------|-------------|---------------|---------------|---------------|---------------|---------------|---------------|---------------|---------------|---------------|---------------|
| | 0-4 JAAR | 5-9 JAAR | 10-14 JAAR | 15-19 JAAR | 20-24 JAAR | 25-29 JAAR | 30-34 JAAR | 35-39 JAAR | 40-44 JAAR | 45-49 JAAR | 50-54 JAAR | 55-59 JAAR |
| LANDEN VAN OCEANIE | | | | | | | | | | | | |
| AUSTRALIE | 1 | 1 | - | 3 | - | - | - | - | - | - | - | - |
| T | 1 | 1 | - | 3 | - | - | - | - | - | - | - | - |
| VLUCHTELINGEN | | | | | | | | | | | | |
| VLUCHTELINGEN (HERKOMST ONBEKEND) | 3 | 3 | 2 | 1 | 2 | 2 | 3 | 1 | 1 | 2 | - | 1 |
| VLUCHTELINGEN (HERKOMST BEKEND) | 7 | 13 | 18 | 7 | 11 | 7 | 14 | 15 | 12 | 2 | 1 | 2 |
| T | 10 | 16 | 20 | 8 | 13 | 9 | 17 | 16 | 13 | 4 | 1 | 3 |
| VADERLANDLOZEN - ONBEKENDEN | | | | | | | | | | | | |
| VADERLANDLOOS | 1 | - | - | - | - | - | 1 | 1 | - | - | - | - |
| T | 1 | - | - | - | - | - | 1 | 1 | - | - | - | - |
| TT | 501 | 507 | 542 | 555 | 902 | 1.269 | 1.109 | 1.021 | 934 | 807 | 551 | 514 |

N.I.S.

BEVOLKING
OP 1-1-1994

TABEL 02.01 G T

BLZ. 2.- FOL. 1.-

PROVINCIE: 8

BEVOLKING VAN VREEMDE NATIONALITEIT NAAR NATIONALITEIT,
LEEFTIJDGROEPEN EN LEEFTIJDKLASSEN
- TOTALE BEVOLKING -PROVINCIE
LUXEMBURG

| N.I.S. BEVOLKING OP 1-1-1994 | | TABEL 02.01 G T | | | | | | BLZ. 2.- FDL. 2.- | | | PROVINCIE: 8 PROVINCIE LUXEMBURG | |
|------------------------------------|---------------|-----------------|---------------|---------------|---------------|---------------|-------------------|-------------------|---------------|-------------------|--|---|
| LEEFTIJDGROEP | | | | | | | | LEEFTIJDKLASSE | | | ALGE- MEEN | NATIONALITEIT |
| 60-64 JAAR | 65-69 JAAR | 70-74 JAAR | 75-79 JAAR | 80-84 JAAR | 85-89 JAAR | 90-94 JAAR | 95 ANS EN MEER | 0-14 JAAR | 15-64 JAAR | 65 ANS EN MEER | TOTAAL | |
| - | - | - | - | - | - | - | - | 2 | 3 | - | 5 | LANDEN VAN OCEANIE |
| - | - | - | - | - | - | - | - | 2 | 3 | - | 5 | AUSTRALIE T |
| - | - | - | 1 | - | - | - | - | 8 | 13 | 1 | 22 | VLUCHTELINGEN |
| - | 3 | 6 | - | - | - | 1 | - | 38 | 71 | 10 | 119 | VLUCHTELINGEN (HERKOMST ONBEKEND) |
| - | 3 | 6 | 1 | - | - | 1 | - | 46 | 84 | 11 | 141 | VLUCHTELINGEN (HERKOMST BEKEND) T |
| - | - | 2 | - | - | 1 | 1 | - | 1 | 2 | 4 | 7 | VADERLANDLOZEN - ONBEKENDEN |
| - | - | 2 | - | - | 1 | 1 | - | 1 | 2 | 4 | 7 | VADERLANDLOOS T |
| 417 | 371 | 280 | 153 | 125 | 85 | 33 | 4 | 1.550 | 8.079 | 1.051 | 10.680 | TT |

| NATIONALITEIT | LEEFTIJDGROEP | | | | | | | | | | | |
|------------------------------------|---------------|-------------|---------------|---------------|---------------|---------------|---------------|---------------|---------------|---------------|---------------|---------------|
| | 0-4 JAAR | 5-9 JAAR | 10-14 JAAR | 15-19 JAAR | 20-24 JAAR | 25-29 JAAR | 30-34 JAAR | 35-39 JAAR | 40-44 JAAR | 45-49 JAAR | 50-54 JAAR | 55-59 JAAR |
| ANDERE LANDEN LID VAN DE E.E.G. | | | | | | | | | | | | |
| DUITSLAND | 13 | 9 | 5 | 14 | 18 | 34 | 33 | 28 | 22 | 11 | 16 | 15 |
| DENEMARKEN | - | - | - | 2 | 1 | 1 | 1 | - | - | 2 | 1 | - |
| SPANJE | 10 | 10 | 31 | 39 | 63 | 92 | 108 | 74 | 55 | 62 | 46 | 62 |
| FRANKRIJK | 88 | 105 | 156 | 214 | 404 | 423 | 401 | 358 | 428 | 408 | 270 | 226 |
| VERENIGD-KONINKRIJK | 15 | 15 | 6 | 13 | 25 | 33 | 17 | 19 | 26 | 23 | 16 | 7 |
| LUXEMBURG | 1 | - | - | 2 | 8 | 20 | 24 | 16 | 14 | 9 | 9 | 13 |
| GRIEKENLAND | 1 | 1 | 7 | 15 | 20 | 21 | 27 | 37 | 20 | 7 | 6 | 19 |
| IERLAND (EIRE) | - | - | - | - | 3 | 1 | 4 | 1 | 1 | 1 | - | - |
| PORTUGAL | 25 | 30 | 32 | 26 | 66 | 64 | 70 | 37 | 43 | 25 | 27 | 21 |
| ITALIE | 103 | 169 | 221 | 336 | 509 | 638 | 722 | 796 | 720 | 529 | 400 | 433 |
| NEDERLAND | 20 | 9 | 9 | 5 | 25 | 40 | 46 | 38 | 32 | 32 | 23 | 29 |
| T | 276 | 348 | 467 | 666 | 1.142 | 1.367 | 1.453 | 1.404 | 1.361 | 1.109 | 814 | 825 |
| AND. EUROPESE LANDEN | | | | | | | | | | | | |
| OOSTENRIJK | - | - | - | - | 1 | 1 | 2 | 3 | 1 | 1 | 2 | - |
| FINLAND | - | 2 | - | 3 | 1 | 2 | 1 | 3 | - | - | - | - |
| HONGARIJE | 1 | - | - | - | - | 4 | 1 | 2 | 1 | 1 | 2 | 3 |
| NOORWEGEN | - | - | - | 2 | 1 | 1 | - | - | - | - | - | - |
| POLEN | - | 4 | 3 | 2 | 11 | 20 | 13 | 14 | 10 | 7 | 6 | 5 |
| ZWEDEN | - | - | - | 1 | 1 | 1 | 1 | - | - | 2 | - | 1 |
| ZWITSERLAND | - | 1 | 1 | 3 | 2 | 6 | 5 | 9 | 2 | 6 | 8 | 2 |
| TSJECHOSLOWAKIJE | - | 1 | - | - | - | 2 | 1 | 1 | - | - | 1 | - |
| USSR | - | 1 | - | - | 2 | 3 | 3 | 1 | 1 | - | - | 1 |
| JOEGOSLAVIE | 58 | 41 | 36 | 30 | 49 | 75 | 38 | 22 | 20 | 16 | 17 | 14 |
| ANDERE LANDEN VAN EUROPA | 25 | 15 | 11 | 9 | 24 | 38 | 52 | 43 | 17 | 11 | 2 | - |
| T | 84 | 65 | 51 | 50 | 92 | 153 | 117 | 98 | 52 | 45 | 38 | 26 |
| LANDEN VAN AZIE | | | | | | | | | | | | |
| TAIWAN | 1 | - | - | 1 | - | 1 | 2 | 1 | 2 | - | - | - |
| INDIE | 3 | - | 2 | - | 1 | 2 | 4 | 3 | 1 | 2 | - | - |
| INDONESIE | - | - | - | - | 1 | - | - | 3 | - | - | - | - |
| JAPAN | - | - | - | 2 | - | 2 | - | 1 | - | - | - | - |
| NOORD-VIETNAM | - | 1 | - | - | 1 | 2 | 1 | - | 2 | 1 | - | - |
| CHINA (VOLKSREP.) | 10 | 1 | 3 | 4 | 5 | 10 | 12 | 8 | 6 | 4 | 1 | 5 |
| IRAN | 1 | 3 | 1 | 3 | 3 | 3 | 4 | 1 | 2 | 1 | - | - |
| ISRAEL | - | - | - | - | 1 | 1 | - | - | - | - | - | - |
| JORDANIE | - | - | - | - | 2 | - | - | 1 | - | - | - | - |
| LIBANON | - | - | 2 | 2 | 6 | 5 | 3 | 1 | 2 | 1 | - | - |
| PAKISTAN | - | 3 | 3 | 1 | 4 | 1 | 2 | 6 | 2 | - | - | - |
| TURKIJE | 120 | 160 | 194 | 179 | 127 | 140 | 103 | 99 | 86 | 45 | 47 | 39 |
| ANDERE LANDEN VAN AZIE | 7 | 8 | 8 | 4 | 9 | 30 | 29 | 17 | 10 | 3 | 5 | 1 |
| T | 142 | 176 | 213 | 196 | 160 | 197 | 160 | 141 | 113 | 57 | 53 | 45 |
| LANDEN VAN AFRIKA | | | | | | | | | | | | |
| BURUNDI | 3 | - | - | 2 | 1 | 3 | 10 | - | 1 | - | - | - |
| ZAIRE | 39 | 53 | 49 | 61 | 121 | 104 | 75 | 40 | 27 | 16 | 7 | 5 |
| IVOORKUST | - | - | - | 1 | 3 | 9 | 2 | 1 | - | - | - | - |
| MAURITIUS /EILAND/ | - | 3 | 2 | 6 | 4 | 14 | 16 | 9 | 5 | 3 | - | - |
| RWANDA | 3 | 1 | 3 | 1 | 9 | 10 | 6 | 7 | 6 | 1 | - | - |
| ALGERIJE | 6 | 4 | 8 | 18 | 19 | 18 | 24 | 13 | 13 | 7 | 11 | 14 |
| MAROKKO | 154 | 143 | 133 | 145 | 120 | 138 | 155 | 112 | 73 | 43 | 42 | 41 |
| TUNESIE | 6 | 12 | 3 | 4 | 19 | 27 | 18 | 22 | 11 | 6 | 2 | 1 |
| ANDERE LANDEN VAN AFRIKA | 24 | 16 | 14 | 23 | 111 | 109 | 69 | 44 | 23 | 7 | 5 | - |
| T | 235 | 232 | 212 | 261 | 407 | 432 | 375 | 248 | 159 | 83 | 67 | 61 |

| N.I.S. | | TABEL 02.01 G T | | | | | | | BLZ. 1.- FOL. 2.- | | | PROVINCIE: 9 | | |
|--------------------------|---------------|---|---------------|---------------|---------------|---------------|-------------------|----------------|-------------------|-------------------|---------------|--------------------------|------------------------------------|--|
| BEVOLKING OP 1-1-1994 | | BEVOLKING VAN VREEMDE NATIONALITEIT NAAR NATIONALITEIT, LEEFTIJDGROEPEN EN LEEFTIJDKlassen - TOTALE BEVOLKING - | | | | | | | | | | | PROVINCIE NAMEN | |
| LEEFTIJDGROEP | | | | | | | | LEEFTIJDKlasse | | | ALGE- MEEN | NATIONALITEIT | | |
| 60-64 JAAR | 65-69 JAAR | 70-74 JAAR | 75-79 JAAR | 80-84 JAAR | 85-89 JAAR | 90-94 JAAR | 95 ANS EN MEER | 0-14 JAAR | 15-64 JAAR | 65 ANS EN MEER | TOTAAL | | | |
| | | | | | | | | | | | | | ANDERE LANDEN LID VAN DE E.E.G. | |
| 6 | 32 | 16 | 6 | 2 | 1 | 1 | 1 | 27 | 197 | 59 | 283 | DUITSLAND | | |
| - | - | - | - | - | - | - | - | - | 8 | - | 8 | DENEMARKEN | | |
| 67 | 45 | 14 | 6 | 7 | 1 | 1 | - | 51 | 668 | 74 | 793 | SPANJE | | |
| 230 | 207 | 181 | 70 | 85 | 44 | 12 | 2 | 349 | 3.362 | 601 | 4.312 | FRANKRIJK | | |
| 5 | 13 | 13 | 6 | 3 | 2 | 1 | 1 | 36 | 184 | 39 | 259 | VERENIGD-KONINKRIJK | | |
| 16 | 8 | 15 | 7 | 9 | 6 | 2 | - | 1 | 131 | 47 | 179 | LUXEMBURG | | |
| 29 | 8 | 6 | - | - | - | - | - | 9 | 201 | 14 | 224 | GRIEKENLAND | | |
| - | 1 | 2 | - | - | - | - | - | - | 11 | 3 | 14 | IERLAND (EIRE) | | |
| 17 | 14 | 9 | 1 | 3 | - | - | - | 87 | 396 | 27 | 510 | PORTUGAL | | |
| 528 | 502 | 367 | 129 | 112 | 32 | 8 | 2 | 493 | 5.611 | 1.152 | 7.256 | ITALIE | | |
| 39 | 34 | 30 | 26 | 4 | 2 | 5 | - | 38 | 309 | 101 | 448 | NEDERLAND | | |
| 937 | 864 | 653 | 251 | 225 | 88 | 30 | 6 | 1.091 | 11.078 | 2.117 | 14.286 | T | | |
| | | | | | | | | | | | | AND. EUROPESE LANDEN | | |
| 1 | - | 1 | - | 1 | - | - | - | - | 12 | 2 | 14 | OOSTENRIJK | | |
| - | - | - | 1 | - | - | - | - | 2 | 10 | 1 | 13 | FINLAND | | |
| 1 | 1 | 4 | 3 | 2 | - | 1 | - | 1 | 15 | 11 | 27 | HONGARIJE | | |
| - | - | - | - | - | - | - | - | - | 4 | - | 4 | NOORWEGEN | | |
| 6 | 14 | 18 | 6 | 8 | 5 | 4 | - | 7 | 94 | 55 | 156 | POLEN | | |
| 1 | - | - | 1 | 1 | - | - | - | - | 8 | 2 | 10 | ZWEDEN | | |
| 4 | 10 | 6 | 9 | 5 | 1 | - | 1 | 2 | 47 | 32 | 81 | ZWITSERLAND | | |
| - | - | 3 | - | 3 | - | - | - | 1 | 5 | 6 | 12 | TSJECHOSLOWAKIJE | | |
| - | 1 | 1 | 2 | 1 | - | - | - | 1 | 12 | 5 | 18 | USSR | | |
| 4 | 4 | 1 | 3 | 1 | 1 | - | - | 135 | 285 | 10 | 430 | JOEGOSLAVIE | | |
| 1 | 3 | - | 1 | - | - | - | - | 51 | 197 | 4 | 252 | ANDERE LANDEN VAN EUROPA | | |
| 18 | 33 | 34 | 26 | 22 | 7 | 5 | 1 | 200 | 689 | 128 | 1.017 | T | | |
| | | | | | | | | | | | | LANDEN VAN AZIE | | |
| - | 1 | - | - | - | - | - | - | 1 | 7 | 1 | 9 | TAIWAN | | |
| - | - | - | - | - | - | - | - | 5 | 13 | - | 18 | INDIE | | |
| - | - | - | - | - | - | - | - | - | 4 | - | 4 | INDONESIE | | |
| - | - | - | - | - | - | - | - | - | 5 | - | 5 | JAPAN | | |
| - | - | - | - | - | - | - | - | 1 | 7 | - | 8 | NOORD-VIETNAM | | |
| 3 | 3 | 2 | 1 | - | - | - | - | 14 | 58 | 6 | 78 | CHINA (VOLKSREP.) | | |
| 1 | - | - | - | - | - | - | - | 5 | 18 | - | 23 | IRAN | | |
| - | - | - | - | - | - | - | - | - | 2 | - | 2 | ISRAEL | | |
| - | - | - | - | - | - | - | - | - | 3 | - | 3 | JORDANIE | | |
| 1 | - | 2 | - | - | - | - | - | 2 | 21 | 2 | 25 | LIBANON | | |
| - | - | - | - | - | - | - | - | 6 | 16 | - | 22 | PAKISTAN | | |
| 32 | 18 | 4 | 1 | 3 | - | - | - | 474 | 897 | 26 | 1.397 | TURKIJE | | |
| 1 | 1 | 1 | 1 | - | - | - | - | 23 | 109 | 3 | 135 | ANDERE LANDEN VAN AZIE | | |
| 38 | 23 | 9 | 3 | 3 | - | - | - | 531 | 1.160 | 38 | 1.729 | T | | |
| | | | | | | | | | | | | LANDEN VAN AFRIKA | | |
| - | - | - | - | - | - | - | - | 3 | 17 | - | 20 | BURUNDI | | |
| - | - | 1 | - | - | - | - | - | 141 | 456 | 1 | 598 | ZAIRE | | |
| - | - | - | - | - | - | - | - | - | 16 | - | 16 | IVOORKUST | | |
| 1 | 1 | - | 1 | 1 | - | - | - | 5 | 58 | 3 | 66 | MAURITIUS /EILAND/ | | |
| - | - | - | - | - | - | - | - | 7 | 40 | - | 47 | RWANDA | | |
| 10 | 3 | 2 | 1 | - | - | - | - | 18 | 147 | 6 | 171 | ALGERIJE | | |
| 21 | 13 | 4 | 5 | - | - | - | - | 430 | 890 | 22 | 1.342 | MAROKKO | | |
| 1 | 1 | 1 | - | - | - | - | - | 21 | 111 | 2 | 134 | TUNESIE | | |
| - | - | - | 1 | - | - | - | - | 54 | 391 | 1 | 446 | ANDERE LANDEN VAN AFRIKA | | |
| 33 | 18 | 8 | 8 | 1 | - | - | - | 679 | 2.126 | 35 | 2.840 | T | | |

| NATIONALITEIT | LEEFTIJDSGROEP | | | | | | | | | | | |
|--|----------------|-------------|---------------|---------------|---------------|---------------|---------------|---------------|---------------|---------------|---------------|---------------|
| | 0-4 JAAR | 5-9 JAAR | 10-14 JAAR | 15-19 JAAR | 20-24 JAAR | 25-29 JAAR | 30-34 JAAR | 35-39 JAAR | 40-44 JAAR | 45-49 JAAR | 50-54 JAAR | 55-59 JAAR |
| LANDEN VAN AMERIKA | | | | | | | | | | | | |
| CANADA | 1 | 1 | 2 | 7 | 3 | 3 | 2 | 5 | 3 | 3 | 4 | 1 |
| VER. STATEN VAN AMERIKA | 3 | 2 | 1 | 24 | 12 | 13 | 16 | 1 | 1 | 9 | 3 | 3 |
| HAITI | - | - | - | - | 6 | 4 | - | - | - | - | - | - |
| BRAZILIE | - | 1 | - | 6 | 2 | 5 | 7 | 7 | 9 | 3 | 2 | - |
| CHILI | 2 | - | 1 | - | 2 | - | 3 | 1 | 2 | 2 | - | - |
| COLOMBIA | 1 | 2 | 4 | 2 | 1 | 1 | 4 | 5 | 1 | - | - | 1 |
| ANDERE LANDEN VAN AMERIKA | 4 | 5 | 1 | 8 | 12 | 12 | 14 | 9 | 4 | 2 | - | 1 |
| T | 11 | 11 | 9 | 47 | 38 | 38 | 46 | 28 | 20 | 19 | 9 | 6 |
| LANDEN VAN OCEANIE | | | | | | | | | | | | |
| AUSTRALIE | - | - | - | 8 | 1 | - | 1 | - | - | - | - | - |
| ANDERE LANDEN VAN OCEANIE | - | - | - | 1 | - | - | - | - | - | - | - | - |
| T | - | - | - | 9 | 1 | - | 1 | - | - | - | - | - |
| VLUCHTELINGEN | | | | | | | | | | | | |
| VLUCHTELINGEN (HERKOMST ONBEKEND) | 1 | 11 | 5 | 6 | 2 | 5 | 6 | 2 | 2 | 1 | - | - |
| VLUCHTELINGEN (HERKOMST BEKEND) | 22 | 16 | 31 | 19 | 17 | 33 | 51 | 39 | 28 | 19 | 18 | 11 |
| T | 23 | 27 | 36 | 25 | 19 | 38 | 57 | 41 | 30 | 20 | 18 | 11 |
| VADERLANDLOZEN - ONBEKENDEN | | | | | | | | | | | | |
| VADERLANDLOOS | - | - | - | - | - | - | 1 | 3 | 4 | 3 | - | - |
| T | - | - | - | - | - | - | 1 | 3 | 4 | 3 | - | - |
| TT | 771 | 859 | 988 | 1.254 | 1.859 | 2.225 | 2.210 | 1.963 | 1.739 | 1.336 | 999 | 974 |

PROVINCIE: 9

PROVINCIE
NAMEN

TABEL O2.01 G T BLZ. 2.- FOL. 1.-

BEVOLKING VAN VREEMDE NATIONALITEIT NAAR NATIONALITEIT,
LEEFTIJDSGROEPEN EN LEEFTIJDSKLASSEN
- TOTALE BEVOLKING -

N.I.S.

BEVOLKING
OP 1-1-1994

| N.I.S. BEVOLKING OP 1-1-1994 | | TABEL 02.01 G T BEVOLKING VAN VREEMDE NATIONALITEIT NAAR NATIONALITEIT, LEEFTIJDGROEPEN EN LEEFTIJDKlassen - TOTALE BEVOLKING - | | | | | | | BLZ. 2.- FDL. 2.- | | | PROVINCIE: 9 PROVINCIE NAMEN | |
|------------------------------------|---------------|--|---------------|---------------|---------------|---------------|-------------------|--------------|-------------------|-------------------|---------------|--------------------------------------|--|
| LEEFTIJDGROEP | | | | | | | LEEFTIJDKlasse | | | ALGE- MEEN | NATIONALITEIT | | |
| 60-64 JAAR | 65-69 JAAR | 70-74 JAAR | 75-79 JAAR | 80-84 JAAR | 85-89 JAAR | 90-94 JAAR | 95 ANS EN MEER | 0-14 JAAR | 15-64 JAAR | 65 ANS EN MEER | | TOTAAL | |
| | | | | | | | | | | | | LANDEN VAN AMERIKA | |
| 3 | 1 | 2 | 1 | - | - | - | - | 4 | 34 | 4 | 42 | CANADA | |
| 4 | 5 | 4 | 4 | 3 | 3 | - | - | 6 | 86 | 19 | 111 | VER. STATEN VAN AMERIKA | |
| - | - | - | - | - | - | - | - | - | 10 | - | 10 | HAITI | |
| - | 1 | - | - | - | - | - | - | 1 | 41 | 1 | 43 | BRAZILIE | |
| 1 | - | - | - | 1 | - | - | - | 3 | 11 | 1 | 15 | CHILI | |
| - | 1 | - | - | - | - | - | - | 7 | 15 | 1 | 23 | COLOMBIA | |
| 1 | - | - | - | - | - | 1 | - | 10 | 63 | 1 | 74 | ANDERE LANDEN VAN AMERIKA | |
| 9 | 8 | 6 | 5 | 4 | 3 | 1 | - | 31 | 260 | 27 | 318 | T | |
| | | | | | | | | | | | | LANDEN VAN OCEANIE | |
| - | 1 | - | - | - | - | - | - | - | 10 | 1 | 11 | AUSTRALIE | |
| - | - | - | - | - | - | - | - | - | 1 | - | 1 | ANDERE LANDEN VAN OCEANIE | |
| - | 1 | - | - | - | - | - | - | - | 11 | 1 | 12 | T | |
| | | | | | | | | | | | | VLUCHTELINGEN | |
| 1 | - | 1 | - | - | - | - | - | 17 | 25 | 1 | 43 | VLUCHTELINGEN (HERKOMST ONBEKEND) | |
| 12 | 15 | 24 | 7 | 1 | - | - | - | 69 | 247 | 47 | 363 | VLUCHTELINGEN (HERKOMST BEKEND) | |
| 13 | 15 | 25 | 7 | 1 | - | - | - | 86 | 272 | 48 | 406 | T | |
| | | | | | | | | | | | | VADERLANDLOZEN - ONBEKENDEN | |
| - | - | 2 | - | 3 | 1 | - | - | - | 11 | 6 | 17 | VADERLANDLOOS | |
| - | - | 2 | - | 3 | 1 | - | - | - | 11 | 6 | 17 | T | |
| 1.048 | 962 | 737 | 300 | 259 | 99 | 36 | 7 | 2.618 | 15.607 | 2.400 | 20.625 | TT | |

| N.I.S. | | TABEL O2.02 A | | | | | BLZ. 1.- | | | | | HET RIJK | |
|---|---------------|--|-----------------|-----------------------------------|-----------|---------------|-----------|-----------------|-----------------------------------|-----------|------------------------------|----------|--|
| BEVOLKING OP 1-1-1994 | | VREEMDELINGEN NAAR BURGERLIJKE STAAT EN GESLACHT | | | | | | | | | | | |
| (NB - GEHUWD, OMVAT EVENEENS WETTELIJK GESCHIEDEN VAN TAFEL EN BED) | | | | | | | | | | | | | |
| NATIONALITEITS- LAND | MANNEN | | | | | VROUWEN | | | | | ALGE- MEEN TO- TAAL | | |
| | ONGE- HUWD | GEHUWD | WEDUW- STAAT | UIT DE ECHT GE- SCHEIDEN | TOTAAL | ONGE- HUWD | GEHUWD | WEDUW- STAAT | UIT DE ECHT GE- SCHEIDEN | TOTAAL | | | |
| BELGIE | | | | | | | | | | | | | |
| T | 1.885.349 | 2.246.460 | 131.516 | 181.286 | 4.444.611 | 1.641.384 | 2.296.454 | 578.378 | 219.236 | 4.735.452 | 9.180.063 | | |
| ANDERE LANDEN LID VAN DE E.E.G. | | | | | | | | | | | | | |
| DUITSLAND | 6.685 | 7.970 | 302 | 859 | 15.816 | 6.333 | 6.568 | 818 | 702 | 14.421 | 30.237 | | |
| DENEMARKEN | 738 | 527 | 9 | 36 | 1.310 | 928 | 584 | 19 | 49 | 1.580 | 2.890 | | |
| SPANJE | 10.196 | 14.569 | 441 | 740 | 25.946 | 8.680 | 12.682 | 1.544 | 531 | 23.437 | 49.383 | | |
| FRANKRIJK | 19.433 | 24.293 | 1.051 | 3.008 | 47.785 | 18.779 | 22.176 | 5.134 | 3.250 | 49.339 | 97.124 | | |
| VERENIGD-KONINKRIJK | 5.979 | 7.039 | 213 | 530 | 13.761 | 5.643 | 5.204 | 420 | 399 | 11.666 | 25.427 | | |
| LUXEMBURG | 900 | 1.489 | 124 | 165 | 2.678 | 767 | 711 | 313 | 127 | 1.918 | 4.596 | | |
| GRIEKENLAND | 4.748 | 5.784 | 138 | 342 | 11.012 | 3.584 | 4.853 | 586 | 253 | 9.276 | 20.288 | | |
| IERLAND (EIRE) | 872 | 503 | 7 | 15 | 1.397 | 1.119 | 501 | 4 | 22 | 1.646 | 3.043 | | |
| PORTUGAL | 5.046 | 5.923 | 65 | 303 | 11.337 | 4.612 | 5.360 | 276 | 339 | 10.587 | 21.924 | | |
| ITALIE | 39.801 | 73.928 | 2.505 | 4.301 | 120.535 | 28.145 | 54.305 | 10.951 | 2.076 | 95.477 | 216.012 | | |
| NEDERLAND | 13.808 | 23.922 | 1.094 | 2.351 | 41.175 | 11.738 | 16.018 | 2.281 | 1.382 | 31.419 | 72.594 | | |
| T | 108.206 | 165.947 | 5.949 | 12.650 | 292.752 | 90.328 | 128.962 | 22.346 | 9.130 | 250.766 | 543.518 | | |
| AND. EUROPESE LANDEN | | | | | | | | | | | | | |
| DUITSLAND (DEM. REP.) | 1 | - | - | - | 1 | 2 | - | - | - | 2 | 3 | | |
| OOSTENRIJK | 196 | 322 | 11 | 46 | 575 | 198 | 254 | 46 | 27 | 525 | 1.100 | | |
| FINLAND | 210 | 197 | 3 | 10 | 420 | 273 | 241 | 6 | 7 | 527 | 947 | | |
| HONGARIJE | 147 | 163 | 6 | 25 | 341 | 154 | 190 | 37 | 13 | 394 | 735 | | |
| NOORWEGEN | 217 | 241 | 9 | 15 | 482 | 227 | 190 | 14 | 10 | 441 | 923 | | |
| POLEN | 766 | 985 | 81 | 114 | 1.946 | 746 | 1.437 | 701 | 72 | 2.956 | 4.902 | | |
| ZWEDEN | 724 | 732 | 19 | 80 | 1.555 | 717 | 618 | 26 | 52 | 1.413 | 2.968 | | |
| ZWITSERLAND | 413 | 706 | 60 | 66 | 1.245 | 407 | 491 | 120 | 63 | 1.081 | 2.326 | | |
| TSJECHOSLOWAKIJE | 102 | 118 | 8 | 9 | 237 | 63 | 84 | 32 | 3 | 182 | 419 | | |
| USSR | 182 | 255 | 5 | 7 | 449 | 159 | 270 | 16 | 17 | 462 | 911 | | |
| JOEGOSLAVIE | 1.906 | 1.942 | 37 | 133 | 4.018 | 1.405 | 1.622 | 241 | 80 | 3.348 | 7.366 | | |
| ANDERE LANDEN VAN EUROPA | 1.458 | 1.460 | 14 | 79 | 3.011 | 1.027 | 1.466 | 70 | 72 | 2.635 | 5.646 | | |
| T | 6.322 | 7.121 | 253 | 584 | 14.280 | 5.378 | 6.863 | 1.309 | 416 | 13.966 | 28.246 | | |
| LANDEN VAN AZIE | | | | | | | | | | | | | |
| TAIWAN | 111 | 142 | 3 | 4 | 260 | 121 | 160 | 14 | 6 | 301 | 561 | | |
| INDIE | 1.336 | 921 | 11 | 25 | 2.293 | 540 | 521 | 24 | 6 | 1.091 | 3.384 | | |
| INDONESIE | 198 | 180 | 3 | 9 | 390 | 167 | 198 | 13 | 3 | 381 | 771 | | |
| JAPAN | 716 | 1.084 | 2 | 12 | 1.814 | 693 | 788 | 5 | 12 | 1.498 | 3.312 | | |
| NOORD-VIETNAM | 81 | 40 | - | 1 | 122 | 80 | 64 | 4 | 2 | 150 | 272 | | |
| CHINA (VOLKSREP.) | 575 | 1.108 | 9 | 16 | 1.708 | 457 | 928 | 58 | 19 | 1.462 | 3.170 | | |
| IRAN | 566 | 383 | 3 | 24 | 976 | 360 | 400 | 28 | 19 | 807 | 1.783 | | |
| ISRAEL | 490 | 557 | 9 | 26 | 1.082 | 370 | 429 | 27 | 9 | 835 | 1.917 | | |
| JORDANIE | 101 | 72 | 1 | 3 | 177 | 73 | 41 | 2 | - | 116 | 293 | | |
| LIBANON | 737 | 511 | 8 | 13 | 1.269 | 393 | 322 | 46 | 3 | 764 | 2.033 | | |
| PAKISTAN | 890 | 735 | 41 | 42 | 1.708 | 220 | 291 | 22 | 5 | 538 | 2.246 | | |
| TURKIJE | 23.723 | 21.968 | 83 | 353 | 46.127 | 20.457 | 20.623 | 844 | 251 | 42.175 | 88.302 | | |
| ANDERE LANDEN VAN AZIE | 1.809 | 1.171 | 21 | 38 | 3.039 | 1.366 | 2.136 | 77 | 42 | 3.621 | 6.660 | | |
| T | 31.333 | 28.872 | 194 | 566 | 60.965 | 25.297 | 26.901 | 1.164 | 377 | 53.739 | 114.704 | | |
| LANDEN VAN AFRIKA | | | | | | | | | | | | | |
| BURUNDI | 212 | 117 | 1 | 3 | 333 | 159 | 99 | 2 | - | 260 | 593 | | |
| ZAIRE | 5.802 | 2.482 | 36 | 84 | 8.404 | 5.083 | 2.144 | 179 | 58 | 7.464 | 15.868 | | |
| IVOORKUST | 211 | 88 | 2 | 6 | 307 | 122 | 50 | - | 3 | 175 | 482 | | |
| MAURITIUS /EILAND/ | 113 | 88 | 1 | 18 | 220 | 103 | 423 | 22 | 10 | 558 | 778 | | |
| RWANDA | 433 | 160 | 1 | 4 | 598 | 242 | 142 | 4 | 2 | 390 | 988 | | |
| ALGERIJE | 2.790 | 2.733 | 46 | 209 | 5.778 | 2.139 | 1.991 | 172 | 97 | 4.399 | 10.177 | | |
| MAROKKO | 46.942 | 30.240 | 103 | 1.002 | 78.287 | 36.703 | 27.705 | 1.246 | 1.422 | 67.076 | 145.363 | | |
| TUNESIE | 1.702 | 1.933 | 9 | 228 | 3.872 | 1.149 | 940 | 44 | 43 | 2.176 | 6.048 | | |
| ANDERE LANDEN VAN AFRIKA | 4.650 | 2.536 | 35 | 121 | 7.342 | 2.672 | 1.483 | 52 | 55 | 4.262 | 11.604 | | |
| T | 62.855 | 40.377 | 234 | 1.675 | 105.141 | 48.372 | 34.977 | 1.721 | 1.690 | 86.760 | 191.901 | | |

| N.I.S. | | TABEL O2.O2 A | | | | | BLZ. 2.- | | | | | HET RIJK |
|--|---------------|--|-----------------|-----------------------------------|-----------|---------------|-----------|-----------------|-----------------------------------|-----------|------------------------------|----------|
| BEVOLKING OP 1-1-1994 | | VREEMDELINGEN NAAR BURGERLIJKE STAAT EN GESLACHT | | | | | | | | | | |
| INB - GEHUWD, OMVAT EVENEENS WETTELIJK GESCHIEDEN VAN TAFEL EN BED | | | | | | | | | | | | |
| NATIONALITEITS- LAND | MANNEN | | | | | VROUWEN | | | | | ALGE- MEEN TO- TAAL | |
| | ONGE- HUWD | GEHUWD | WEDUW- STAAT | UIT DE ECHT GE- SCHEIDEN | TOTAAL | ONGE- HUWD | GEHUWD | WEDUW- STAAT | UIT DE ECHT GE- SCHEIDEN | TOTAAL | | |
| LANDEN VAN AMERIKA | | | | | | | | | | | | |
| CANADA | 423 | 408 | 13 | 36 | 880 | 420 | 373 | 21 | 23 | 837 | 1.717 | |
| VER. STATEN VAN AMERIKA | 2.860 | 2.743 | 52 | 136 | 5.791 | 2.811 | 2.758 | 198 | 147 | 5.914 | 11.705 | |
| HAITI | 70 | 40 | - | 2 | 112 | 81 | 33 | 2 | 6 | 122 | 234 | |
| BRAZILIE | 259 | 216 | 5 | 15 | 495 | 281 | 481 | 14 | 16 | 792 | 1.287 | |
| CHILI | 350 | 396 | 4 | 28 | 778 | 288 | 334 | 19 | 5 | 646 | 1.424 | |
| COLOMBIA | 181 | 110 | 1 | 4 | 296 | 191 | 209 | 6 | 3 | 409 | 705 | |
| ANDERE LANDEN VAN AMERIKA | 774 | 618 | 7 | 31 | 1.430 | 811 | 938 | 36 | 45 | 1.830 | 3.260 | |
| T | 4.917 | 4.531 | 82 | 252 | 9.782 | 4.883 | 5.126 | 296 | 245 | 10.550 | 20.332 | |
| LANDEN VAN OCEANIE | | | | | | | | | | | | |
| AUSTRALIE | 131 | 137 | 4 | 1 | 273 | 144 | 93 | 2 | 4 | 243 | 516 | |
| ANDERE LANDEN VAN OCEANIE | 38 | 46 | - | 3 | 87 | 41 | 36 | - | - | 77 | 164 | |
| T | 169 | 183 | 4 | 4 | 360 | 185 | 129 | 2 | 4 | 320 | 680 | |
| VLUCHTELINGEN | | | | | | | | | | | | |
| VLUCHTELINGEN (HERKOMST ONBEKEND) | 1.342 | 337 | 10 | 50 | 1.739 | 1.084 | 125 | 33 | 13 | 1.255 | 2.994 | |
| VLUCHTELINGEN (HERKOMST BEKEND) | 5.062 | 4.536 | 235 | 344 | 10.177 | 3.091 | 3.205 | 924 | 174 | 7.394 | 17.571 | |
| T | 6.404 | 4.873 | 245 | 394 | 11.916 | 4.175 | 3.330 | 957 | 187 | 8.649 | 20.565 | |
| VADERLANDLOZEN - ONBEKENDEN | | | | | | | | | | | | |
| VADERLANDLOOS | 198 | 156 | 27 | 36 | 417 | 129 | 36 | 33 | 7 | 205 | 622 | |
| T | 198 | 156 | 27 | 36 | 417 | 129 | 36 | 33 | 7 | 205 | 622 | |
| TT | 2.105.753 | 2.498.520 | 138.504 | 197.447 | 4.940.224 | 1.820.131 | 2.502.778 | 606.206 | 231.282 | 5.160.407 | 10.100631 | |

| N.I.S. | | TABEL O2.02 A | | | | BLZ. 1.- | | | | GEWEST: 01 | | | |
|------------------------------------|---------------|---|-----------------|-----------------------------------|---------|---------------|---------|-----------------|-----------------------------------|------------|------------------------------|-------------------------------------|--|
| BEVOLKING OP 1-1-1994 | | VREEMDELINGEN NAAR BURGERLIJKE STAAT EN GESLACHT | | | | | | | | | | BRUSSELS HOOFD- STEDELIJK GEWEST | |
| | | (NB - GEHUWD, OMVAT EVENEENS WETTELIJK GESCHIEDEN VAN TAFEL EN BED) | | | | | | | | | | | |
| NATIONALITEITS- LAND | MANNEN | | | | | VROUWEN | | | | | ALGE- MEEN TO- TAAL | | |
| | ONGE- HUWD | GEHUWD | WEDUW- STAAT | UIT DE ECHT GE- SCHEIDEN | TOTAAL | ONGE- HUWD | GEHUWD | WEDUW- STAAT | UIT DE ECHT GE- SCHEIDEN | TOTAAL | | | |
| BELGIE | | | | | | | | | | | | | |
| T | 138.840 | 132.826 | 11.036 | 20.305 | 303.007 | 134.784 | 139.096 | 58.849 | 32.089 | 364.818 | 667.825 | | |
| ANDERE LANDEN LID VAN DE E.E.G. | | | | | | | | | | | | | |
| DUITSLAND | 1.321 | 1.033 | 24 | 95 | 2.473 | 1.854 | 948 | 99 | 144 | 3.045 | 5.518 | | |
| DENEMARKEN | 332 | 213 | 3 | 20 | 568 | 501 | 245 | 7 | 31 | 784 | 1.352 | | |
| SPANJE | 5.358 | 6.155 | 160 | 286 | 11.959 | 5.028 | 6.028 | 744 | 305 | 12.105 | 24.064 | | |
| FRANKRIJK | 7.564 | 5.459 | 216 | 773 | 14.012 | 7.286 | 5.637 | 1.125 | 1.086 | 15.134 | 29.146 | | |
| VERENIGD-KONINKRIJK | 1.942 | 1.796 | 62 | 174 | 3.974 | 2.154 | 1.252 | 132 | 178 | 3.716 | 7.690 | | |
| LUXEMBURG | 346 | 298 | 34 | 55 | 733 | 388 | 173 | 98 | 58 | 717 | 1.450 | | |
| GRIEKENLAND | 2.503 | 2.682 | 72 | 134 | 5.391 | 2.080 | 2.449 | 275 | 136 | 4.940 | 10.331 | | |
| IERLAND (EIRE) | 404 | 226 | 3 | 7 | 640 | 696 | 233 | 1 | 9 | 939 | 1.579 | | |
| PORTUGAL | 3.168 | 3.487 | 35 | 166 | 6.856 | 3.052 | 3.350 | 161 | 235 | 6.798 | 13.654 | | |
| ITALIE | 7.063 | 8.218 | 251 | 603 | 16.135 | 5.627 | 6.570 | 899 | 406 | 13.502 | 29.637 | | |
| NEDERLAND | 1.058 | 1.043 | 75 | 146 | 2.322 | 1.380 | 702 | 181 | 134 | 2.397 | 4.719 | | |
| T | 31.059 | 30.610 | 935 | 2.459 | 65.063 | 30.046 | 27.587 | 3.722 | 2.722 | 64.077 | 129.140 | | |
| AND. EUROPESE LANDEN | | | | | | | | | | | | | |
| DUITSLAND (DEM. REP.) | - | - | - | - | - | 1 | - | - | - | 1 | 1 | | |
| OOSTENRIJK | 72 | 78 | 3 | 10 | 163 | 90 | 67 | 23 | 17 | 197 | 360 | | |
| FINLAND | 65 | 63 | - | 6 | 134 | 122 | 76 | 4 | 1 | 203 | 337 | | |
| HONGARIJE | 38 | 56 | 1 | 5 | 100 | 49 | 59 | 12 | 8 | 128 | 228 | | |
| NOORWEGEN | 73 | 52 | 1 | 5 | 131 | 72 | 44 | 3 | 4 | 123 | 254 | | |
| POLEN | 176 | 184 | 7 | 16 | 383 | 188 | 336 | 33 | 28 | 585 | 968 | | |
| ZWEDEN | 273 | 258 | 3 | 40 | 574 | 274 | 202 | 12 | 22 | 510 | 1.084 | | |
| ZWITSERLAND | 179 | 228 | 23 | 32 | 462 | 163 | 158 | 54 | 27 | 402 | 864 | | |
| TSJECHOSLOWAKIJE | 55 | 59 | - | 2 | 116 | 33 | 39 | 4 | 1 | 77 | 193 | | |
| USSR | 95 | 155 | 1 | 2 | 253 | 83 | 151 | 5 | 5 | 244 | 497 | | |
| JOEGOSLAVIE | 760 | 733 | 12 | 56 | 1.561 | 624 | 745 | 76 | 42 | 1.487 | 3.048 | | |
| ANDERE LANDEN VAN EUROPA | 331 | 315 | 3 | 13 | 662 | 245 | 359 | 16 | 19 | 639 | 1.301 | | |
| T | 2.117 | 2.181 | 54 | 187 | 4.539 | 1.944 | 2.236 | 242 | 174 | 4.596 | 9.135 | | |
| LANDEN VAN AZIE | | | | | | | | | | | | | |
| TAIWAN | 48 | 64 | 1 | - | 113 | 45 | 71 | 4 | 5 | 125 | 238 | | |
| INDIE | 187 | 222 | 1 | 7 | 417 | 107 | 131 | 4 | 4 | 246 | 663 | | |
| INDONESIE | 60 | 48 | - | 1 | 109 | 61 | 44 | 4 | - | 109 | 218 | | |
| JAPAN | 496 | 777 | 2 | 8 | 1.283 | 504 | 541 | 3 | 10 | 1.058 | 2.341 | | |
| NOORD-VIETNAM | 21 | 15 | - | - | 36 | 18 | 19 | 1 | 1 | 39 | 75 | | |
| CHINA (VOLKSREP.) | 162 | 365 | 2 | 4 | 533 | 141 | 279 | 13 | 9 | 442 | 975 | | |
| IRAN | 238 | 168 | 2 | 14 | 422 | 172 | 194 | 12 | 9 | 387 | 809 | | |
| ISRAEL | 177 | 220 | 2 | 11 | 410 | 146 | 159 | 9 | 5 | 319 | 729 | | |
| JORDANIE | 35 | 25 | 1 | - | 61 | 29 | 13 | 1 | - | 43 | 104 | | |
| LIBANON | 379 | 275 | 3 | 8 | 665 | 197 | 178 | 22 | 3 | 400 | 1.065 | | |
| PAKISTAN | 243 | 319 | 5 | 25 | 592 | 120 | 191 | 16 | 3 | 330 | 922 | | |
| TURKIJE | 5.702 | 5.476 | 28 | 128 | 11.334 | 4.984 | 5.177 | 246 | 87 | 10.494 | 21.828 | | |
| ANDERE LANDEN VAN AZIE | 749 | 522 | 11 | 12 | 1.294 | 696 | 662 | 38 | 15 | 1.411 | 2.705 | | |
| T | 8.497 | 8.496 | 58 | 218 | 17.269 | 7.220 | 7.659 | 373 | 151 | 15.403 | 32.672 | | |
| LANDEN VAN AFRIKA | | | | | | | | | | | | | |
| BURUNDI | 73 | 41 | - | 3 | 117 | 84 | 35 | 2 | - | 121 | 238 | | |
| ZAIRE | 2.326 | 1.006 | 17 | 42 | 3.391 | 2.217 | 959 | 65 | 29 | 3.270 | 6.661 | | |
| IVOORKUST | 99 | 46 | 2 | 4 | 151 | 62 | 18 | - | 1 | 81 | 232 | | |
| MAURITIUS /EILAND/ | 39 | 36 | 1 | 7 | 83 | 34 | 96 | 5 | 7 | 142 | 225 | | |
| RWANDA | 173 | 72 | - | 1 | 246 | 93 | 57 | 2 | - | 152 | 398 | | |
| ALGERIJE | 627 | 642 | 7 | 51 | 1.327 | 448 | 479 | 33 | 38 | 998 | 2.325 | | |
| MAROKKO | 24.378 | 16.253 | 59 | 571 | 41.261 | 18.963 | 15.026 | 773 | 1.008 | 35.770 | 77.031 | | |
| TUNESIE | 773 | 861 | 1 | 106 | 1.741 | 522 | 423 | 19 | 27 | 991 | 2.732 | | |
| ANDERE LANDEN VAN AFRIKA | 1.568 | 810 | 5 | 47 | 2.430 | 1.137 | 551 | 23 | 30 | 1.741 | 4.171 | | |
| T | 30.056 | 19.767 | 92 | 832 | 50.747 | 23.560 | 17.644 | 922 | 1.140 | 43.266 | 94.013 | | |

| N.I.S. | | TABEL 02.02 A | | | | | BLZ. 2.- | | GEWEST: 01 | | | | |
|---|---------------|--|-----------------|-----------------------------------|--------|---------------|----------|-----------------|-----------------------------------|--------|------------------------------|-------------------------------------|--|
| BEVOLKING OP 1-1-1994 | | VREEMDELINGEN NAAR BURGERLIJKE STAAT EN GESLACHT | | | | | | | | | | BRUSSELS HOOFD- STEDELIJK GEWEST | |
| (NB - GEHUWD, OMVAT EVENEENS WETTELIJK GESCHIEDEN VAN TAFEL EN BED) | | | | | | | | | | | | | |
| NATIONALITEITS- LAND | MANNEN | | | | | VROUWEN | | | | | ALGE- MEEN TO- TAAL | | |
| | ONGE- HUWD | GEHUWD | WEDUW- STAAT | UIT DE ECHT GE- SCHEIDEN | TOTAAL | ONGE- HUWD | GEHUWD | WEDUW- STAAT | UIT DE ECHT GE- SCHEIDEN | TOTAAL | | | |
| LANDEN VAN AMERIKA | | | | | | | | | | | | | |
| CANADA | 161 | 129 | 3 | 12 | 305 | 130 | 102 | 8 | 9 | 249 | 554 | | |
| VER. STATEN VAN AMERIKA | 644 | 736 | 8 | 53 | 1.441 | 617 | 586 | 56 | 59 | 1.318 | 2.759 | | |
| HAITI | 48 | 25 | - | 2 | 75 | 53 | 21 | 2 | 6 | 82 | 157 | | |
| BRAZILIE | 74 | 68 | 4 | 10 | 156 | 105 | 149 | 7 | 6 | 267 | 423 | | |
| CHILI | 108 | 93 | 1 | 7 | 209 | 107 | 117 | 12 | 2 | 238 | 447 | | |
| COLOMBIA | 107 | 73 | 1 | 2 | 183 | 120 | 124 | 2 | 1 | 247 | 430 | | |
| ANDERE LANDEN VAN AMERIKA | 263 | 244 | 3 | 18 | 528 | 296 | 322 | 20 | 22 | 660 | 1.188 | | |
| | T | 1.405 | 1.368 | 20 | 104 | 2.897 | 1.428 | 1.421 | 107 | 105 | 3.061 | 5.958 | |
| LANDEN VAN OCEANIE | | | | | | | | | | | | | |
| AUSTRALIE | 38 | 42 | 1 | 1 | 82 | 35 | 23 | 2 | 2 | 62 | 144 | | |
| ANDERE LANDEN VAN OCEANIE | 13 | 9 | - | 2 | 24 | 11 | 11 | - | - | 22 | 46 | | |
| | T | 51 | 51 | 1 | 3 | 106 | 46 | 34 | 2 | 84 | 190 | | |
| VLUCHTELINGEN | | | | | | | | | | | | | |
| VLUCHTELINGEN (HERKOMST ONBEKEND) | 795 | 101 | 1 | 15 | 912 | 717 | 41 | 12 | 5 | 775 | 1.687 | | |
| VLUCHTELINGEN (HERKOMST BEKEND) | 2.299 | 2.197 | 66 | 137 | 4.699 | 1.513 | 1.627 | 330 | 101 | 3.571 | 8.270 | | |
| | T | 3.094 | 2.298 | 67 | 152 | 5.611 | 2.230 | 1.668 | 342 | 106 | 4.346 | 9.957 | |
| VADERLANDLOZEN - ONBEKENDEN | | | | | | | | | | | | | |
| VADERLANDLOOS | 64 | 29 | 6 | 8 | 107 | 45 | 13 | 13 | 2 | 73 | 180 | | |
| | TT | 64 | 29 | 6 | 8 | 107 | 45 | 13 | 2 | 73 | 180 | | |
| | | 215.183 | 197.626 | 12.269 | 24.268 | 449.346 | 201.303 | 197.358 | 64.572 | 36.491 | 499.724 | 949.070 | |

| N.I.S. | | TABEL 02.02 A | | | | | BLZ. 1.- | | GEWEST: 02 | | | | |
|--|---------------|--|-----------------|-----------------------------------|-----------|---------------|-----------|-----------------|-----------------------------------|-----------|------------------------------|---------------|--|
| BEVOLKING OP 1-1-1994 | | VREEMDELINGEN NAAR BURGERLIJKE STAAT EN GESLACHT | | | | | | | | | | VLAAMS GEWEST | |
| INB - GEHUWD, OMVAT EVENEENS WETTELIJK GESCHIEDEN VAN TAFEL EN BED | | | | | | | | | | | | | |
| NATIONALITEITS- LAND | MANNEN | | | | | VROUWEN | | | | | ALGE- MEEN TO- TAAL | | |
| | ONGE- HUWD | GEHUWD | WEDUW- STAAT | UIT DE ECHT GE- SCHEIDEN | TOTAAL | ONGE- HUWD | GEHUWD | WEDUW- STAAT | UIT DE ECHT GE- SCHEIDEN | TOTAAL | | | |
| BELGIE | | | | | | | | | | | | | |
| T | 1.117.546 | 1.441.400 | 78.959 | 94.932 | 2.732.837 | 957.239 | 1.460.024 | 309.227 | 106.558 | 2.833.048 | 5.565.885 | | |
| ANDERE LANDEN LID VAN DE E.E.G. | | | | | | | | | | | | | |
| DUITSLAND | 2.161 | 3.143 | 117 | 332 | 5.753 | 1.893 | 2.303 | 308 | 200 | 4.704 | 10.457 | | |
| DENEMARKE | 291 | 234 | 6 | 13 | 544 | 286 | 210 | 9 | 12 | 517 | 1.061 | | |
| SPANJE | 1.960 | 3.254 | 93 | 168 | 5.475 | 1.516 | 2.502 | 222 | 84 | 4.324 | 9.799 | | |
| FRANKRIJK | 2.751 | 4.504 | 151 | 515 | 7.921 | 2.729 | 3.348 | 795 | 447 | 7.319 | 15.240 | | |
| VERENIGD-KONINKRIJK | 2.869 | 3.836 | 115 | 279 | 7.099 | 2.376 | 2.644 | 220 | 167 | 5.407 | 12.506 | | |
| LUXEMBURG | 112 | 262 | 14 | 22 | 410 | 97 | 125 | 37 | 16 | 275 | 685 | | |
| GRIEKENLAND | 942 | 1.244 | 23 | 90 | 2.299 | 622 | 880 | 95 | 48 | 1.645 | 3.944 | | |
| IERLAND (EIRE) | 375 | 211 | 4 | 6 | 596 | 316 | 202 | 2 | 11 | 531 | 1.127 | | |
| PORTUGAL | 897 | 1.082 | 8 | 78 | 2.065 | 764 | 903 | 48 | 60 | 1.775 | 3.840 | | |
| ITALIE | 4.780 | 9.151 | 240 | 471 | 14.642 | 3.212 | 5.957 | 816 | 191 | 10.176 | 24.818 | | |
| NEDERLAND | 11.686 | 20.679 | 887 | 1.987 | 35.239 | 9.536 | 13.986 | 1.883 | 1.115 | 26.520 | 61.759 | | |
| T | 28.824 | 47.600 | 1.658 | 3.961 | 82.043 | 23.347 | 33.060 | 4.435 | 2.351 | 63.193 | 145.236 | | |
| AND. EUROPESE LANDEN | | | | | | | | | | | | | |
| DUITSLAND (DEM. REP.) | 1 | - | - | - | 1 | - | - | - | - | - | 1 | | |
| OOSTENRIJK | 86 | 189 | 7 | 26 | 308 | 76 | 139 | 19 | 7 | 241 | 549 | | |
| FINLAND | 96 | 88 | 3 | 4 | 191 | 95 | 107 | 1 | 3 | 206 | 397 | | |
| HONGARIJE | 51 | 52 | 2 | 7 | 112 | 78 | 65 | 13 | 2 | 158 | 270 | | |
| NOORWEGEN | 89 | 150 | 8 | 6 | 253 | 76 | 74 | 10 | 4 | 164 | 417 | | |
| POLEN | 254 | 270 | 11 | 24 | 559 | 279 | 551 | 102 | 16 | 948 | 1.507 | | |
| ZWEDEN | 232 | 257 | 12 | 27 | 528 | 208 | 206 | 9 | 13 | 436 | 964 | | |
| ZWITSERLAND | 152 | 278 | 22 | 21 | 473 | 131 | 184 | 27 | 23 | 365 | 838 | | |
| TSJECHOSLOWAKIJE | 26 | 30 | 1 | 3 | 60 | 20 | 32 | 4 | - | 56 | 116 | | |
| USSR | 59 | 66 | 1 | 4 | 130 | 52 | 86 | 2 | 9 | 149 | 279 | | |
| JOEGOSLAVIE | 554 | 643 | 5 | 43 | 1.245 | 329 | 389 | 28 | 15 | 761 | 2.006 | | |
| ANDERE LANDEN VAN EUROPA | 687 | 679 | 3 | 34 | 1.403 | 447 | 638 | 17 | 23 | 1.125 | 2.528 | | |
| T | 2.287 | 2.702 | 75 | 199 | 5.263 | 1.791 | 2.471 | 232 | 115 | 4.609 | 9.872 | | |
| LANDEN VAN AZIE | | | | | | | | | | | | | |
| TAIWAN | 50 | 52 | 2 | 3 | 107 | 44 | 64 | 3 | 1 | 112 | 219 | | |
| INDIE | 848 | 560 | 6 | 14 | 1.428 | 351 | 367 | 17 | 2 | 737 | 2.165 | | |
| INDONESIE | 126 | 117 | 3 | 8 | 254 | 97 | 134 | 9 | 3 | 243 | 497 | | |
| JAPAN | 200 | 281 | - | 4 | 485 | 158 | 214 | 1 | 2 | 375 | 860 | | |
| NOORD-VIETNAM | 32 | 17 | - | - | 49 | 41 | 24 | 2 | 1 | 68 | 117 | | |
| CHINA (VOLKSREP.) | 275 | 528 | 6 | 10 | 819 | 202 | 443 | 34 | 9 | 688 | 1.507 | | |
| IRAN | 250 | 166 | 1 | 6 | 423 | 145 | 157 | 9 | 7 | 318 | 741 | | |
| ISRAEL | 284 | 307 | 7 | 14 | 612 | 209 | 255 | 18 | 3 | 485 | 1.097 | | |
| JORDANIE | 38 | 29 | - | - | 67 | 25 | 16 | - | - | 41 | 108 | | |
| LIBANON | 205 | 145 | 3 | 3 | 356 | 133 | 91 | 16 | - | 240 | 596 | | |
| PAKISTAN | 463 | 298 | 25 | 12 | 798 | 75 | 73 | 1 | 1 | 150 | 948 | | |
| TURKIJE | 12.019 | 11.044 | 26 | 147 | 23.236 | 10.367 | 10.467 | 427 | 105 | 21.366 | 44.602 | | |
| ANDERE LANDEN VAN AZIE | 699 | 475 | 3 | 20 | 1.197 | 492 | 1.207 | 25 | 22 | 1.746 | 2.943 | | |
| T | 15.489 | 14.019 | 82 | 241 | 29.831 | 12.339 | 13.512 | 562 | 156 | 26.569 | 56.400 | | |
| LANDEN VAN AFRIKA | | | | | | | | | | | | | |
| BURUNDI | 20 | 25 | - | - | 45 | 19 | 19 | - | - | 38 | 83 | | |
| ZAIRE | 1.081 | 500 | 8 | 17 | 1.606 | 924 | 427 | 38 | 11 | 1.400 | 3.006 | | |
| IVOORKUST | 36 | 12 | - | 1 | 49 | 13 | 13 | - | 1 | 27 | 76 | | |
| MAURITIUS /EILAND/ | 22 | 16 | - | 4 | 42 | 19 | 42 | 3 | - | 64 | 106 | | |
| RWANDA | 80 | 30 | - | 1 | 111 | 37 | 24 | 1 | 1 | 63 | 174 | | |
| ALGERIJE | 371 | 468 | 10 | 56 | 905 | 298 | 294 | 8 | 13 | 613 | 1.518 | | |
| MAROKKO | 15.129 | 9.130 | 24 | 255 | 24.538 | 12.374 | 8.548 | 279 | 255 | 21.456 | 45.994 | | |
| TUNESIE | 506 | 614 | 4 | 62 | 1.186 | 420 | 352 | 15 | 13 | 800 | 1.986 | | |
| ANDERE LANDEN VAN AFRIKA | 1.538 | 1.106 | 19 | 58 | 2.721 | 809 | 565 | 15 | 19 | 1.408 | 4.129 | | |
| T | 18.783 | 11.901 | 65 | 454 | 31.203 | 14.913 | 10.284 | 359 | 313 | 25.869 | 57.072 | | |

| N.I.S. BEVOLKING OP 1-1-1994 | | TABEL 02.02 A VREEMDELINGEN NAAR BURGERLIJKE STAAT EN GESLACHT | | | | | BLZ. 2.- | | GEWEST: 02 VLAAMS GEWEST | | | |
|--------------------------------------|----|---|-----------|-----------------|-----------------------------------|-----------|---------------|-----------|-----------------------------|-----------------------------------|-----------|------------------------------|
| NATIONALITEITS- LAND | | MANNEN | | | | | VROUWEN | | | | | ALGE- MEEN TO- TAAL |
| | | ONGE- HUWD | GEHUWD | WEDUW- STAAT | UIT DE ECHT GE- SCHEIDEN | TOTAAL | ONGE- HUWD | GEHUWD | WEDUW- STAAT | UIT DE ECHT GE- SCHEIDEN | TOTAAL | |
| LANDEN VAN AMERIKA | | | | | | | | | | | | |
| CANADA | | 129 | 170 | 9 | 12 | 320 | 121 | 128 | 8 | 8 | 265 | 585 |
| VER. STATEN VAN AMERIKA | | 1.006 | 1.164 | 29 | 52 | 2.251 | 824 | 1.010 | 94 | 41 | 1.969 | 4.220 |
| HAITI | | 3 | 6 | - | - | 9 | 7 | 6 | - | - | 13 | 22 |
| BRAZILIE | | 83 | 75 | 1 | 1 | 160 | 85 | 210 | 5 | 5 | 305 | 465 |
| CHILI | | 164 | 224 | - | 17 | 405 | 95 | 123 | 5 | 3 | 226 | 631 |
| COLOMBIA | | 38 | 17 | - | 1 | 56 | 32 | 56 | - | 1 | 89 | 145 |
| ANDERE LANDEN VAN AMERIKA | | 331 | 232 | 3 | 9 | 575 | 334 | 417 | 10 | 20 | 781 | 1.356 |
| | T | 1.754 | 1.888 | 42 | 92 | 3.776 | 1.498 | 1.950 | 122 | 78 | 3.648 | 7.424 |
| LANDEN VAN OCEANIE | | | | | | | | | | | | |
| AUSTRALIE | | 74 | 75 | 3 | - | 152 | 56 | 56 | - | 2 | 114 | 266 |
| ANDERE LANDEN VAN OCEANIE | | 23 | 32 | - | 1 | 56 | 23 | 24 | - | - | 47 | 103 |
| | T | 97 | 107 | 3 | 1 | 208 | 79 | 80 | - | 2 | 161 | 369 |
| VLUCHTELINGEN | | | | | | | | | | | | |
| VLUCHTELINGEN (HERKOMST ONBEKEND) | | 253 | 114 | 6 | 4 | 377 | 179 | 50 | 8 | 2 | 239 | 616 |
| VLUCHTELINGEN (HERKOMST BEKEND) | | 1.235 | 987 | 50 | 65 | 2.337 | 712 | 685 | 168 | 28 | 1.593 | 3.930 |
| | T | 1.488 | 1.101 | 56 | 69 | 2.714 | 891 | 735 | 176 | 30 | 1.832 | 4.546 |
| VADERLANDLOZEN - ONBEKENDEN | | | | | | | | | | | | |
| VADERLANDLOOS | | 58 | 69 | 13 | 17 | 157 | 33 | 14 | 11 | 3 | 61 | 218 |
| | T | 58 | 69 | 13 | 17 | 157 | 33 | 14 | 11 | 3 | 61 | 218 |
| | TT | 1.186.326 | 1.520.787 | 80.953 | 99.966 | 2.888.032 | 1.012.130 | 1.522.130 | 315.124 | 109.606 | 2.958.990 | 5.847.022 |

| N.I.S. | | TABEL 02.02 A | | | | | BLZ. 1.- | | | | | GEWEST: 03 | |
|--|---------------|--|-----------------|-----------------------------------|-----------|---------------|----------|-----------------|-----------------------------------|-----------|------------------------------|--------------|--|
| BEVOLKING OP 1-1-1994 | | VREEMDELINGEN NAAR BURGERLIJKE STAAT EN GESLACHT | | | | | | | | | | WAALS GEWEST | |
| INB - GEHUWD, OMVAT EVENEENS WETTELIJK GESCHIEDEN VAN TAFEL EN BED | | | | | | | | | | | | | |
| NATIONALITEITS- LAND | MANNEN | | | | | VROUWEN | | | | | ALGE- MEEN TO- TAAL | | |
| | ONGE- HUWD | GEHUWD | WEDUW- STAAT | UIT DE ECHT GE- SCHEIDEN | TOTAAL | ONGE- HUWD | GEHUWD | WEDUW- STAAT | UIT DE ECHT GE- SCHEIDEN | TOTAAL | | | |
| BELGIE | | | | | | | | | | | | | |
| T | 628.963 | 672.234 | 41.521 | 66.049 | 1.408.767 | 549.361 | 697.334 | 210.302 | 80.589 | 1.537.586 | 2.946.353 | | |
| ANDERE LANDEN LID VAN DE E.E.G. | | | | | | | | | | | | | |
| DUITSLAND | 3.203 | 3.794 | 161 | 432 | 7.590 | 2.586 | 3.317 | 411 | 358 | 6.672 | 14.262 | | |
| DENEMARKEN | 115 | 80 | - | 3 | 198 | 141 | 129 | 3 | 6 | 279 | 477 | | |
| SPANJE | 2.878 | 5.160 | 188 | 286 | 8.512 | 2.136 | 4.152 | 578 | 142 | 7.008 | 15.520 | | |
| FRANKRIJK | 9.118 | 14.330 | 684 | 1.720 | 25.852 | 8.764 | 13.191 | 3.214 | 1.717 | 26.886 | 52.738 | | |
| VERENIGD-KONINKRIJK | 1.168 | 1.407 | 36 | 77 | 2.688 | 1.113 | 1.308 | 68 | 54 | 2.543 | 5.231 | | |
| LUXEMBURG | 442 | 929 | 76 | 88 | 1.535 | 282 | 413 | 178 | 53 | 926 | 2.461 | | |
| GRIEKENLAND | 1.303 | 1.858 | 43 | 118 | 3.322 | 882 | 1.524 | 216 | 69 | 2.691 | 6.013 | | |
| IERLAND (EIRE) | 93 | 66 | - | 2 | 161 | 107 | 66 | 1 | 2 | 176 | 337 | | |
| PORTUGAL | 981 | 1.354 | 22 | 59 | 2.416 | 796 | 1.107 | 67 | 44 | 2.014 | 4.430 | | |
| ITALIE | 27.958 | 56.559 | 2.014 | 3.227 | 89.758 | 19.306 | 41.778 | 9.236 | 1.479 | 71.799 | 161.557 | | |
| NEDERLAND | 1.064 | 2.200 | 132 | 218 | 3.614 | 822 | 1.330 | 217 | 133 | 2.502 | 6.116 | | |
| T | 48.323 | 87.737 | 3.356 | 6.230 | 145.646 | 36.935 | 68.315 | 14.189 | 4.057 | 123.496 | 269.142 | | |
| AND. EUROPESE LANDEN | | | | | | | | | | | | | |
| DUITSLAND (DEM. REP.) | - | - | - | - | - | 1 | - | - | - | 1 | 1 | | |
| OOSTENRIJK | 38 | 55 | 1 | 10 | 104 | 32 | 48 | 4 | 3 | 87 | 191 | | |
| FINLAND | 49 | 46 | - | - | 95 | 56 | 58 | 1 | 3 | 118 | 213 | | |
| HONGARIJE | 58 | 55 | 3 | 13 | 129 | 27 | 66 | 12 | 3 | 108 | 237 | | |
| NOORWEGEN | 55 | 39 | - | 4 | 98 | 79 | 72 | 1 | 2 | 154 | 252 | | |
| POLEN | 336 | 531 | 63 | 74 | 1.004 | 279 | 550 | 566 | 28 | 1.423 | 2.427 | | |
| ZWEDEN | 219 | 217 | 4 | 13 | 453 | 235 | 210 | 5 | 17 | 467 | 920 | | |
| ZWITSERLAND | 82 | 200 | 15 | 13 | 310 | 113 | 149 | 39 | 13 | 314 | 624 | | |
| TSJECHOSLOWAKIJE | 21 | 29 | 7 | 4 | 61 | 10 | 13 | 24 | 2 | 49 | 110 | | |
| USSR | 28 | 34 | 3 | 1 | 66 | 24 | 33 | 9 | 3 | 69 | 135 | | |
| JOEGOSLAVIE | 592 | 566 | 20 | 34 | 1.212 | 452 | 488 | 137 | 23 | 1.100 | 2.312 | | |
| ANDERE LANDEN VAN EUROPA | 440 | 466 | 8 | 32 | 946 | 335 | 469 | 37 | 30 | 871 | 1.817 | | |
| T | 1.918 | 2.238 | 124 | 198 | 4.478 | 1.643 | 2.156 | 835 | 127 | 4.761 | 9.239 | | |
| LANDEN VAN AZIE | | | | | | | | | | | | | |
| TAIWAN | 13 | 26 | - | 1 | 40 | 32 | 25 | 7 | - | 64 | 104 | | |
| INDIE | 301 | 139 | 4 | 4 | 448 | 82 | 23 | 3 | - | 108 | 556 | | |
| INDONESIE | 12 | 15 | - | - | 27 | 9 | 20 | - | - | 29 | 56 | | |
| JAPAN | 20 | 26 | - | - | 46 | 31 | 33 | 1 | - | 65 | 111 | | |
| NOORD-VIETNAM | 28 | 8 | - | 1 | 37 | 21 | 21 | 1 | - | 43 | 80 | | |
| CHINA (VOLKSREP.) | 138 | 215 | 1 | 2 | 356 | 114 | 206 | 11 | 1 | 332 | 688 | | |
| IRAN | 78 | 49 | - | 4 | 131 | 43 | 49 | 7 | 3 | 102 | 233 | | |
| ISRAEL | 29 | 30 | - | 1 | 60 | 15 | 15 | - | 1 | 31 | 91 | | |
| JORDANIE | 28 | 18 | - | 3 | 49 | 19 | 12 | 1 | - | 32 | 81 | | |
| LIBANON | 153 | 91 | 2 | 2 | 248 | 63 | 53 | 8 | - | 124 | 372 | | |
| PAKISTAN | 184 | 118 | 11 | 5 | 318 | 25 | 27 | 5 | 1 | 58 | 376 | | |
| TURKIJE | 6.002 | 5.448 | 29 | 78 | 11.557 | 5.106 | 4.979 | 171 | 59 | 10.315 | 21.872 | | |
| ANDERE LANDEN VAN AZIE | 361 | 174 | 7 | 6 | 548 | 178 | 267 | 14 | 5 | 464 | 1.012 | | |
| T | 7.347 | 6.357 | 54 | 107 | 13.865 | 5.738 | 5.730 | 229 | 70 | 11.767 | 25.632 | | |
| LANDEN VAN AFRIKA | | | | | | | | | | | | | |
| BURUNDI | 119 | 51 | 1 | - | 171 | 56 | 45 | - | - | 101 | 272 | | |
| ZAIRE | 2.395 | 976 | 11 | 25 | 3.407 | 1.942 | 758 | 76 | 18 | 2.794 | 6.201 | | |
| IVOORKUST | 76 | 30 | - | 1 | 107 | 47 | 19 | - | 1 | 67 | 174 | | |
| MAURITIUS /EILAND/ | 52 | 36 | - | 7 | 95 | 50 | 285 | 14 | 3 | 352 | 447 | | |
| RWANDA | 180 | 58 | 1 | 2 | 241 | 112 | 61 | 1 | 1 | 175 | 416 | | |
| ALGERIJE | 1.792 | 1.623 | 29 | 102 | 3.546 | 1.393 | 1.218 | 131 | 46 | 2.788 | 6.334 | | |
| MAROKKO | 7.435 | 4.857 | 20 | 176 | 12.488 | 5.366 | 4.131 | 194 | 159 | 9.850 | 22.338 | | |
| TUNESIE | 423 | 458 | 4 | 60 | 945 | 207 | 165 | 10 | 3 | 385 | 1.330 | | |
| ANDERE LANDEN VAN AFRIKA | 1.544 | 620 | 11 | 16 | 2.191 | 726 | 367 | 14 | 6 | 1.113 | 3.304 | | |
| T | 14.016 | 8.709 | 77 | 389 | 23.191 | 9.899 | 7.049 | 440 | 237 | 17.625 | 40.816 | | |

| N.I.S. BEVOLKING OP 1-1-1994 | | TABEL 02.02 A VREEMDELINGEN NAAR BURGERLIJKE STAAT EN GESLACHT | | | | | BLZ. 2.- | | GEWEST: 03 WAALS GEWEST | | | |
|--------------------------------------|----|---|---------|-----------------|-----------------------------------|-----------|---------------|---------|----------------------------|-----------------------------------|-----------|------------------------------|
| | | MANNEN | | | | | VROUWEN | | | | | ALGE- MEEN TO- TAAL |
| NATIONALITEITS- LAND | | ONGE- HUWD | GEHUWD | WEDUW- STAAT | UIT DE ECHT GE- SCHEIDEN | TOTAAL | ONGE- HUWD | GEHUWD | WEDUW- STAAT | UIT DE ECHT GE- SCHEIDEN | TOTAAL | |
| LANDEN VAN AMERIKA | | | | | | | | | | | | |
| CANADA | | 133 | 109 | 1 | 12 | 255 | 169 | 143 | 5 | 6 | 323 | 578 |
| VER. STATEN VAN AMERIKA | | 1.210 | 843 | 15 | 31 | 2.099 | 1.370 | 1.162 | 48 | 47 | 2.627 | 4.726 |
| HAITI | | 19 | 9 | - | - | 28 | 21 | 6 | - | - | 27 | 55 |
| BRAZILIE | | 102 | 73 | - | 4 | 179 | 91 | 122 | 2 | 5 | 220 | 399 |
| CHILI | | 78 | 79 | 3 | 4 | 164 | 86 | 94 | 2 | - | 182 | 346 |
| COLOMBIA | | 36 | 20 | - | 1 | 57 | 39 | 29 | 4 | 1 | 73 | 130 |
| ANDERE LANDEN VAN AMERIKA | | 180 | 142 | 1 | 4 | 327 | 181 | 199 | 6 | 3 | 389 | 716 |
| | T | 1.758 | 1.275 | 20 | 56 | 3.109 | 1.957 | 1.755 | 67 | 62 | 3.841 | 6.950 |
| LANDEN VAN OCEANIE | | | | | | | | | | | | |
| AUSTRALIE | | 19 | 20 | - | - | 39 | 53 | 14 | - | - | 67 | 106 |
| ANDERE LANDEN VAN OCEANIE | | 2 | 5 | - | - | 7 | 7 | 1 | - | - | 8 | 15 |
| | T | 21 | 25 | - | - | 46 | 60 | 15 | - | - | 75 | 121 |
| VLUCHTELINGEN | | | | | | | | | | | | |
| VLUCHTELINGEN (HERKOMST ONBEKEND) | | 294 | 122 | 3 | 31 | 450 | 188 | 34 | 13 | 6 | 241 | 691 |
| VLUCHTELINGEN (HERKOMST BEKEND) | | 1.528 | 1.352 | 119 | 142 | 3.141 | 866 | 893 | 426 | 45 | 2.230 | 5.371 |
| | T | 1.822 | 1.474 | 122 | 173 | 3.591 | 1.054 | 927 | 439 | 51 | 2.471 | 6.062 |
| VADERLANDLOZEN - ONBEKENDEN | | | | | | | | | | | | |
| VADERLANDLOOS | | 76 | 58 | 8 | 11 | 153 | 51 | 9 | 9 | 2 | 71 | 224 |
| | T | 76 | 58 | 8 | 11 | 153 | 51 | 9 | 9 | 2 | 71 | 224 |
| | TT | 704.244 | 780.107 | 45.282 | 73.213 | 1.602.846 | 606.698 | 783.290 | 226.510 | 85.195 | 1.701.693 | 3.304.539 |

| N.I.S. | | TABEL O2.O2 A | | | | | BLZ. 1.- | | | | | GEWEST: O4 | |
|--|---------------|--|-----------------|-----------------------------------|--------|---------------|----------|-----------------|-----------------------------------|--------|------------------------------|----------------------------|--|
| BEVOLKING OP 1-1-1994 | | VREEMDELINGEN NAAR BURGERLIJKE STAAT EN GESLACHT | | | | | | | | | | DUITSTALIGE GEMEENSCHAP | |
| INB - GEHUWD, OMVAT EVENEENS WETTELIJK GESCHIEDEN VAN TAFEL EN BED | | | | | | | | | | | | | |
| NATIONALITEITS- LAND | MANNEN | | | | | VROUWEN | | | | | ALGE- MEEN TO- TAAL | | |
| | ONGE- HUWD | GEHUWD | WEDUW- STAAT | UIT DE ECHT GE- SCHEIDEN | TOTAAL | ONGE- HUWD | GEHUWD | WEDUW- STAAT | UIT DE ECHT GE- SCHEIDEN | TOTAAL | | | |
| BELGIE | | | | | | | | | | | | | |
| T | 12.949 | 14.076 | 692 | 690 | 28.407 | 10.630 | 14.782 | 3.623 | 822 | 29.857 | 58.264 | | |
| ANDERE LANDEN LID VAN DE E.E.G. | | | | | | | | | | | | | |
| DUITSLAND | 2.031 | 2.287 | 74 | 230 | 4.622 | 1.528 | 1.929 | 225 | 235 | 3.917 | 8.539 | | |
| DENEMARKE | 2 | 1 | - | - | 3 | - | 1 | - | - | 1 | 4 | | |
| SPANJE | 62 | 71 | 1 | 1 | 135 | 40 | 59 | 4 | 1 | 104 | 239 | | |
| FRANKRIJK | 34 | 25 | - | 6 | 65 | 23 | 31 | 2 | 4 | 60 | 125 | | |
| VERENIGD-KONINKRIJK | 19 | 13 | - | - | 32 | 6 | 11 | 1 | 1 | 19 | 51 | | |
| LUXEMBURG | 33 | 85 | 3 | 4 | 125 | 12 | 35 | 3 | 1 | 51 | 176 | | |
| GRIEKENLAND | 7 | 9 | - | 1 | 17 | 2 | 2 | 2 | 1 | 7 | 24 | | |
| PORTUGAL | 7 | 15 | - | - | 22 | 4 | 10 | - | - | 14 | 36 | | |
| ITALIE | 25 | 65 | 3 | 7 | 100 | 19 | 19 | 6 | - | 44 | 144 | | |
| NEDERLAND | 128 | 266 | 12 | 23 | 429 | 65 | 143 | 28 | 17 | 253 | 682 | | |
| T | 2.348 | 2.837 | 93 | 272 | 5.550 | 1.699 | 2.240 | 271 | 260 | 4.470 | 10.020 | | |
| AND. EUROPESE LANDEN | | | | | | | | | | | | | |
| OOSTENRIJK | 6 | 9 | - | - | 15 | 1 | 8 | - | - | 9 | 24 | | |
| FINLAND | - | - | - | - | - | - | 1 | - | - | 1 | 1 | | |
| HONGARIJE | 4 | 3 | - | - | 7 | 3 | 6 | - | - | 9 | 16 | | |
| POLEN | 4 | 11 | 2 | - | 17 | 15 | 16 | 2 | - | 33 | 50 | | |
| ZWEDEN | - | 1 | 1 | 2 | 4 | 1 | 2 | - | 1 | 4 | 8 | | |
| ZWITSERLAND | 4 | 13 | - | - | 17 | 1 | 6 | 1 | 1 | 9 | 26 | | |
| TSJECHOSLOWAKIJE | 1 | 2 | - | - | 3 | - | 2 | - | - | 2 | 5 | | |
| USSR | - | - | - | - | - | - | 1 | - | - | 1 | 1 | | |
| JOEGOSLAVIE | 3 | 6 | - | - | 9 | 6 | 10 | 2 | - | 18 | 27 | | |
| ANDERE LANDEN VAN EUROPA | 10 | 11 | - | 2 | 23 | 9 | 12 | - | 2 | 23 | 46 | | |
| T | 32 | 56 | 3 | 4 | 95 | 36 | 64 | 5 | 4 | 109 | 204 | | |
| LANDEN VAN AZIE | | | | | | | | | | | | | |
| INDIE | 1 | - | - | - | 1 | 1 | - | - | - | 1 | 2 | | |
| INDONESIE | - | - | - | - | - | 1 | 2 | - | - | 3 | 3 | | |
| NOORD-VIETNAM | 1 | - | - | - | 1 | - | - | - | - | - | 1 | | |
| IRAN | - | - | - | - | - | - | 3 | - | - | 3 | 3 | | |
| JORDANIE | - | 1 | - | - | 1 | - | - | - | - | - | 1 | | |
| LIBANON | 2 | - | - | - | 2 | - | - | - | - | - | 2 | | |
| PAKISTAN | 16 | 5 | - | - | 21 | 3 | 2 | - | - | 5 | 26 | | |
| TURKIJE | 5 | 6 | - | - | 11 | 4 | 2 | - | - | 6 | 17 | | |
| ANDERE LANDEN VAN AZIE | 1 | 1 | - | - | 2 | 2 | 7 | - | - | 9 | 11 | | |
| T | 26 | 13 | - | - | 39 | 11 | 16 | - | - | 27 | 66 | | |
| LANDEN VAN AFRIKA | | | | | | | | | | | | | |
| ZAIRE | 3 | - | - | - | 3 | 2 | - | - | - | 2 | 5 | | |
| IVOORKUST | 1 | - | - | - | 1 | - | - | - | - | - | 1 | | |
| MAURITIUS /EILAND/ | - | - | - | - | - | - | 2 | - | - | 2 | 2 | | |
| RWANDA | 1 | - | - | - | 1 | - | - | - | - | - | 1 | | |
| MAROKKO | 19 | 23 | - | - | 42 | 22 | 17 | - | - | 39 | 81 | | |
| TUNESIE | - | 1 | - | - | 1 | - | - | - | - | - | 1 | | |
| ANDERE LANDEN VAN AFRIKA | 3 | 2 | - | - | 5 | 3 | 1 | - | - | 4 | 9 | | |
| T | 27 | 26 | - | - | 53 | 27 | 20 | - | - | 47 | 100 | | |
| LANDEN VAN AMERIKA | | | | | | | | | | | | | |
| CANADA | - | 1 | - | - | 1 | 2 | - | - | - | 2 | 3 | | |
| VER. STATEN VAN AMERIKA | 1 | 1 | 1 | - | 3 | 5 | - | 1 | - | 6 | 9 | | |
| BRAZILIE | - | - | - | - | - | - | 1 | - | - | 1 | 1 | | |
| CHILI | 1 | 1 | - | - | 2 | - | 1 | - | - | 1 | 3 | | |
| COLOMBIA | - | - | - | - | - | - | 1 | - | - | 1 | 1 | | |
| ANDERE LANDEN VAN AMERIKA | 1 | 2 | - | - | 3 | - | 2 | - | - | 2 | 5 | | |
| T | 3 | 5 | 1 | - | 9 | 7 | 5 | 1 | - | 13 | 22 | | |

| N.I.S. BEVOLKING OP 1-1-1994 | | TABEL 02.02 A VREEMDELINGEN NAAR BURGERLIJKE STAAT EN GESLACHT (NB - GEHUWD, OMVAT EVENEENS WETTELIJK GESCHIEDEN VAN TAFEL EN BED) | | | | | BLZ. 2.- | | GEWEST: 04 DUITSTALIGE GEMEENSCHAP | | |
|--------------------------------------|---------------|--|-----------------|-----------------------------------|--------|---------------|----------|-----------------|--|--------|------------------------------|
| NATIONALITEITS- LAND | MANNEN | | | | | VROUWEN | | | | | ALGE- MEEN TO- TAAL |
| | ONGE- HUWD | GEHUWD | WEDUW- STAAT | UIT DE ECHT GE- SCHEIDEN | TOTAAL | ONGE- HUWD | GEHUWD | WEDUW- STAAT | UIT DE ECHT GE- SCHEIDEN | TOTAAL | |
| LANDEN VAN OCEANIE | | | | | | | | | | | |
| AUSTRALIE | - | - | - | - | - | 2 | - | - | - | 2 | 2 |
| ANDERE LANDEN VAN OCEANIE | - | 1 | - | - | 1 | - | - | - | - | - | 1 |
| | - | 1 | - | - | 1 | 2 | - | - | - | 2 | 3 |
| VLUCHTELINGEN | | | | | | | | | | | |
| VLUCHTELINGEN (HERKOMST ONBEKEND) | 3 | 1 | - | - | 4 | 3 | - | - | - | 3 | 7 |
| VLUCHTELINGEN (HERKOMST BEKEND) | 9 | 14 | - | - | 23 | 9 | 10 | 2 | - | 21 | 44 |
| | 12 | 15 | - | - | 27 | 12 | 10 | 2 | - | 24 | 51 |
| VADERLANDLOZEN - ONBEKENDEN | | | | | | | | | | | |
| VADERLANDLOOS | 5 | 4 | - | - | 9 | - | - | 1 | 1 | 2 | 11 |
| | 5 | 4 | - | - | 9 | - | - | 1 | 1 | 2 | 11 |
| | 15.402 | 17.033 | 789 | 966 | 34.190 | 12.424 | 17.137 | 3.903 | 1.087 | 34.551 | 68.741 |

| N.I.S. | | TABEL 02.02 A | | | | | BLZ. 1.- | | | | | PROVINCIE: 1 | |
|---|---------------|--|-----------------|-----------------------------------|---------|---------------|----------|-----------------|-----------------------------------|---------|------------------------------|------------------------|--|
| BEVOLKING OP 1-1-1994 | | VREEMDELINGEN NAAR BURGERLIJKE STAAT EN GESLACHT | | | | | | | | | | PROVINCIE ANTWERPEN | |
| (NB - GEHUWD, OMVAT EVENEENS WETTELIJK GESCHIEDEN VAN TAFEL EN BED) | | | | | | | | | | | | | |
| NATIONALITEITS- LAND | MANNEN | | | | | VROUWEN | | | | | ALGE- MEEN TO- TAAL | | |
| | ONGE- HUWD | GEHUWD | WEDUW- STAAT | UIT DE ECHT GE- SCHEIDEN | TOTAAL | ONGE- HUWD | GEHUWD | WEDUW- STAAT | UIT DE ECHT GE- SCHEIDEN | TOTAAL | | | |
| BELGIE | | | | | | | | | | | | | |
| T | 305.874 | 386.254 | 22.289 | 29.801 | 744.218 | 263.279 | 392.968 | 86.952 | 34.708 | 777.907 | 1.522.125 | | |
| ANDERE LANDEN LID VAN DE E.E.G. | | | | | | | | | | | | | |
| DUITSLAND | 599 | 872 | 34 | 119 | 1.624 | 449 | 550 | 87 | 61 | 1.147 | 2.771 | | |
| DENEMARKEN | 72 | 70 | 4 | 7 | 153 | 40 | 36 | 1 | 1 | 78 | 231 | | |
| SPANJE | 622 | 1.038 | 37 | 70 | 1.767 | 457 | 688 | 75 | 17 | 1.237 | 3.004 | | |
| FRANKRIJK | 661 | 717 | 27 | 101 | 1.506 | 593 | 591 | 135 | 91 | 1.410 | 2.916 | | |
| VERENIGD-KONINKRIJK | 916 | 1.283 | 46 | 113 | 2.358 | 719 | 802 | 85 | 58 | 1.664 | 4.022 | | |
| LUXEMBURG | 25 | 71 | 3 | 6 | 105 | 17 | 25 | 10 | 2 | 54 | 159 | | |
| GRIEKENLAND | 201 | 224 | 2 | 31 | 458 | 85 | 84 | 6 | 9 | 184 | 642 | | |
| IERLAND (EIRE) | 91 | 40 | 1 | 1 | 133 | 57 | 26 | 1 | 1 | 85 | 218 | | |
| PORTUGAL | 460 | 482 | 1 | 49 | 992 | 361 | 405 | 19 | 40 | 825 | 1.817 | | |
| ITALIE | 501 | 796 | 15 | 80 | 1.392 | 289 | 321 | 20 | 18 | 648 | 2.040 | | |
| NEDERLAND | 4.876 | 9.368 | 410 | 908 | 15.562 | 3.864 | 6.164 | 960 | 484 | 11.472 | 27.034 | | |
| T | 9.024 | 14.961 | 580 | 1.485 | 26.050 | 6.931 | 9.692 | 1.399 | 782 | 18.804 | 44.854 | | |
| AND. EUROPESE LANDEN | | | | | | | | | | | | | |
| OOSTENRIJK | 38 | 78 | 6 | 10 | 132 | 35 | 56 | 10 | 3 | 104 | 236 | | |
| FINLAND | 28 | 35 | 3 | 3 | 69 | 31 | 28 | - | 1 | 60 | 129 | | |
| HONGARIJE | 16 | 18 | - | 2 | 36 | 35 | 23 | 4 | - | 62 | 98 | | |
| NOORWEGEN | 52 | 101 | 7 | 5 | 165 | 32 | 33 | 9 | 1 | 75 | 240 | | |
| POLEN | 96 | 63 | - | 4 | 163 | 109 | 229 | 15 | 9 | 362 | 525 | | |
| ZWEDEN | 56 | 77 | 7 | 7 | 147 | 34 | 45 | 4 | 2 | 85 | 232 | | |
| ZWITSERLAND | 62 | 115 | 11 | 2 | 190 | 51 | 81 | 11 | 9 | 152 | 342 | | |
| TSJECHOSLOWAKIJE | 6 | 10 | 1 | 2 | 19 | 10 | 11 | - | - | 21 | 40 | | |
| USSR | 33 | 39 | 1 | 2 | 75 | 24 | 52 | - | 6 | 82 | 157 | | |
| JOEGOSLAVIE | 350 | 398 | 4 | 25 | 777 | 181 | 213 | 12 | 5 | 411 | 1.188 | | |
| ANDERE LANDEN VAN EUROPA | 228 | 260 | 2 | 10 | 500 | 144 | 231 | 7 | 5 | 387 | 887 | | |
| T | 965 | 1.194 | 42 | 72 | 2.273 | 686 | 1.002 | 72 | 41 | 1.801 | 4.074 | | |
| LANDEN VAN AZIE | | | | | | | | | | | | | |
| TAIWAN | 9 | 18 | 1 | 1 | 29 | 5 | 17 | - | 1 | 23 | 52 | | |
| INDIE | 438 | 356 | 5 | 6 | 805 | 249 | 295 | 11 | 1 | 556 | 1.361 | | |
| INDONESIE | 41 | 35 | 1 | 6 | 83 | 40 | 51 | 4 | 1 | 96 | 179 | | |
| JAPAN | 70 | 84 | - | 3 | 157 | 54 | 70 | - | - | 124 | 281 | | |
| NOORD-VIETNAM | - | 3 | - | - | 3 | 5 | 2 | - | - | 7 | 10 | | |
| CHINA (VOLKSREP.) | 117 | 227 | 5 | 4 | 353 | 77 | 190 | 13 | 2 | 282 | 635 | | |
| IRAN | 56 | 44 | - | 2 | 102 | 35 | 42 | 3 | - | 80 | 182 | | |
| ISRAEL | 256 | 281 | 6 | 13 | 556 | 190 | 234 | 18 | 3 | 445 | 1.001 | | |
| JORDANIE | 3 | 2 | - | - | 5 | - | 1 | - | - | 1 | 6 | | |
| LIBANON | 112 | 88 | 1 | 3 | 204 | 91 | 52 | 8 | - | 151 | 355 | | |
| PAKISTAN | 243 | 121 | 11 | 6 | 381 | 33 | 24 | - | - | 57 | 438 | | |
| TURKIJE | 2.884 | 2.530 | 7 | 48 | 5.469 | 2.412 | 2.267 | 80 | 36 | 4.795 | 10.264 | | |
| ANDERE LANDEN VAN AZIE | 274 | 193 | 1 | 9 | 477 | 187 | 447 | 7 | 9 | 650 | 1.127 | | |
| T | 4.503 | 3.982 | 38 | 101 | 8.624 | 3.378 | 3.692 | 144 | 53 | 7.267 | 15.891 | | |
| LANDEN VAN AFRIKA | | | | | | | | | | | | | |
| BURUNDI | 5 | 10 | - | - | 15 | 6 | 7 | - | - | 13 | 28 | | |
| ZAIRE | 565 | 285 | 5 | 9 | 864 | 412 | 197 | 21 | 2 | 632 | 1.496 | | |
| IVOORKUST | 20 | 8 | - | 1 | 29 | 7 | 8 | - | 1 | 16 | 45 | | |
| MAURITIUS /EILAND/ | 4 | 2 | - | - | 6 | 3 | 5 | 1 | - | 9 | 15 | | |
| RWANDA | 32 | 9 | - | - | 41 | 18 | 5 | - | - | 23 | 64 | | |
| ALGERIJE | 57 | 65 | 1 | 5 | 128 | 53 | 47 | 1 | 3 | 104 | 232 | | |
| MAROKKO | 9.630 | 5.471 | 11 | 149 | 15.261 | 7.855 | 5.307 | 158 | 143 | 13.463 | 28.724 | | |
| TUNESIE | 60 | 107 | 1 | 20 | 188 | 40 | 38 | 2 | 3 | 83 | 271 | | |
| ANDERE LANDEN VAN AFRIKA | 824 | 565 | 7 | 37 | 1.433 | 364 | 260 | 2 | 10 | 636 | 2.069 | | |
| T | 11.197 | 6.522 | 25 | 221 | 17.965 | 8.758 | 5.874 | 185 | 162 | 14.979 | 32.944 | | |

| N.I.S. | | TABEL 02.02 A | | | | | BLZ. 2.- | | | | | PROVINCIE: 1 | |
|---|---------------|--|-----------------|-----------------------------------|---------|---------------|----------|-----------------|-----------------------------------|---------|------------------------------|------------------------|--|
| BEVOLKING OP 1-1-1994 | | VREEMDELINGEN NAAR BURGERLIJKE STAAT EN GESLACHT | | | | | | | | | | PROVINCIE ANTWERPEN | |
| (NB - GEHUWD, OMVAT EVENEENS WETTELIJK GESCHIEDEN VAN TAFEL EN BED) | | | | | | | | | | | | | |
| NATIONALITEITS- LAND | MANNEN | | | | | VROUWEN | | | | | ALGE- MEEN TO- TAAL | | |
| | ONGE- HUWD | GEHUWD | WEDUW- STAAT | UIT DE ECHT GE- SCHEIDEN | TOTAAL | ONGE- HUWD | GEHUWD | WEDUW- STAAT | UIT DE ECHT GE- SCHEIDEN | TOTAAL | | | |
| LANDEN VAN AMERIKA | | | | | | | | | | | | | |
| CANADA | 57 | 73 | 2 | 6 | 138 | 52 | 39 | 3 | 1 | 95 | 233 | | |
| VER. STATEN VAN AMERIKA | 287 | 417 | 15 | 15 | 734 | 235 | 288 | 47 | 15 | 585 | 1.319 | | |
| HAITI | 1 | 2 | - | - | 3 | 2 | - | - | - | 2 | 5 | | |
| BRAZILIE | 31 | 26 | 1 | 1 | 59 | 36 | 88 | 3 | 4 | 131 | 190 | | |
| CHILI | 127 | 187 | - | 17 | 331 | 61 | 86 | 3 | 3 | 153 | 484 | | |
| COLOMBIA | 16 | 4 | - | 1 | 21 | 6 | 19 | - | 1 | 26 | 47 | | |
| ANDERE LANDEN VAN AMERIKA | 150 | 110 | 1 | 6 | 267 | 126 | 175 | 7 | 9 | 317 | 584 | | |
| T | 669 | 819 | 19 | 46 | 1.553 | 518 | 695 | 63 | 33 | 1.309 | 2.862 | | |
| LANDEN VAN OCEANIE | | | | | | | | | | | | | |
| AUSTRALIE | 36 | 29 | 1 | - | 66 | 19 | 22 | - | 2 | 43 | 109 | | |
| ANDERE LANDEN VAN OCEANIE | 8 | 10 | - | 1 | 19 | 8 | 11 | - | - | 19 | 38 | | |
| T | 44 | 39 | 1 | 1 | 85 | 27 | 33 | - | 2 | 62 | 147 | | |
| VLUCHTELINGEN | | | | | | | | | | | | | |
| VLUCHTELINGEN (HERKOMST ONBEKEND) | 150 | 51 | 4 | 3 | 208 | 101 | 17 | 6 | 1 | 125 | 333 | | |
| VLUCHTELINGEN (HERKOMST BEKEND) | 520 | 443 | 14 | 24 | 1.001 | 342 | 296 | 75 | 14 | 727 | 1.728 | | |
| T | 670 | 494 | 18 | 27 | 1.209 | 443 | 313 | 81 | 15 | 852 | 2.061 | | |
| VADERLANDLOZEN - ONBEKENDEN | | | | | | | | | | | | | |
| VADERLANDLOOS | 28 | 33 | 10 | 11 | 82 | 16 | 5 | 5 | 3 | 29 | 111 | | |
| T | 28 | 33 | 10 | 11 | 82 | 16 | 5 | 5 | 3 | 29 | 111 | | |
| TT | 332.974 | 414.298 | 23.022 | 31.765 | 802.059 | 284.036 | 414.274 | 88.901 | 35.799 | 823.010 | 1.625.069 | | |

| N.I.S. | | TABEL O2.02 A | | | | | BLZ. 1.- | | | | PROVINCIE: 2 | | |
|---|---|--|---------|-----------------|-----------------------------------|---------|---------------|---------|-----------------|-----------------------------------|--------------|------------------------------|--|
| BEVOLKING OP 1-1-1994 | | VREEMDELINGEN NAAR BURGERLIJKE STAAT EN GESLACHT | | | | | | | | | | PROVINCIE BRABANT | |
| (NB - GEHUWD, OMVAT EVENEENS WETTELIJK GESCHIEDEN VAN TAFEL EN BED) | | | | | | | | | | | | | |
| NATIONALITEITS- LAND | | MANNEN | | | | | VROUWEN | | | | | ALGE- MEEN TO- TAAL | |
| | | ONGE- HUWD | GEHUWD | WEDUW- STAAT | UIT DE ECHT GE- SCHEIDEN | TOTAAL | ONGE- HUWD | GEHUWD | WEDUW- STAAT | UIT DE ECHT GE- SCHEIDEN | TOTAAL | | |
| BELGIE | T | 389.941 | 449.252 | 27.766 | 41.181 | 908.140 | 355.052 | 460.537 | 127.211 | 57.888 | 1.000.688 | 1.908.828 | |
| ANDERE LANDEN LID VAN DE E.E.G. | | | | | | | | | | | | | |
| DUITSLAND | | 2.471 | 2.290 | 47 | 171 | 4.979 | 3.000 | 2.164 | 158 | 227 | 5.549 | 10.528 | |
| DENEMARKEN | | 572 | 406 | 4 | 25 | 1.007 | 817 | 464 | 14 | 44 | 1.339 | 2.346 | |
| SPANJE | | 6.335 | 7.685 | 203 | 353 | 14.576 | 5.895 | 7.347 | 849 | 345 | 14.436 | 29.012 | |
| FRANKRIJK | | 9.188 | 7.683 | 281 | 981 | 18.133 | 8.978 | 7.786 | 1.414 | 1.322 | 19.500 | 37.633 | |
| VERENIGD-KONINKRIJK | | 4.036 | 4.291 | 100 | 272 | 8.699 | 4.060 | 3.221 | 205 | 261 | 7.747 | 16.446 | |
| LUXEMBURG | | 470 | 536 | 41 | 72 | 1.119 | 476 | 299 | 124 | 73 | 972 | 2.091 | |
| GRIEKENLAND | | 2.824 | 3.056 | 78 | 156 | 6.114 | 2.353 | 2.710 | 295 | 149 | 5.507 | 11.621 | |
| IERLAND (EIRE) | | 681 | 408 | 4 | 11 | 1.104 | 984 | 420 | 2 | 18 | 1.424 | 2.528 | |
| PORTUGAL | | 3.591 | 4.023 | 41 | 194 | 7.849 | 3.481 | 3.844 | 184 | 252 | 7.761 | 15.610 | |
| ITALIE | | 9.352 | 12.144 | 360 | 840 | 22.696 | 7.318 | 9.031 | 1.224 | 478 | 18.051 | 40.747 | |
| NEDERLAND | T | 3.202 | 3.648 | 157 | 311 | 7.318 | 3.292 | 2.608 | 350 | 275 | 6.525 | 13.843 | |
| | | 42.722 | 46.170 | 1.316 | 3.386 | 93.594 | 40.654 | 39.894 | 4.819 | 3.444 | 88.811 | 182.405 | |
| AND. EUROPESE LANDEN | | | | | | | | | | | | | |
| DUITSLAND (DEM. REP.) | | 1 | - | - | - | 1 | 1 | - | - | - | 1 | 2 | |
| OOSTENRIJK | | 109 | 145 | 4 | 14 | 272 | 132 | 128 | 28 | 21 | 309 | 581 | |
| FINLAND | | 158 | 146 | - | 6 | 310 | 205 | 181 | 6 | 5 | 397 | 707 | |
| HONGARIJE | | 60 | 80 | 2 | 7 | 149 | 69 | 82 | 18 | 11 | 180 | 329 | |
| NOORWEGEN | | 127 | 109 | 1 | 8 | 245 | 151 | 109 | 4 | 6 | 270 | 515 | |
| POLEN | | 234 | 246 | 11 | 20 | 511 | 284 | 443 | 46 | 33 | 806 | 1.317 | |
| ZWEDEN | | 598 | 570 | 8 | 63 | 1.239 | 611 | 504 | 16 | 42 | 1.173 | 2.412 | |
| ZWITSERLAND | | 264 | 394 | 31 | 49 | 738 | 241 | 271 | 74 | 38 | 624 | 1.362 | |
| TSJECHOSLOWAKIJE | | 66 | 69 | - | 3 | 138 | 40 | 47 | 6 | 1 | 94 | 232 | |
| USSR | | 104 | 171 | 1 | 2 | 278 | 95 | 169 | 6 | 6 | 276 | 554 | |
| JOEGOSLAVIE | | 877 | 865 | 13 | 62 | 1.817 | 717 | 859 | 85 | 49 | 1.710 | 3.527 | |
| ANDERE LANDEN VAN EUROPA | T | 494 | 499 | 5 | 19 | 1.017 | 373 | 552 | 18 | 30 | 973 | 1.990 | |
| | | 3.092 | 3.294 | 76 | 253 | 6.715 | 2.919 | 3.345 | 307 | 242 | 6.813 | 13.528 | |
| LANDEN VAN AZIE | | | | | | | | | | | | | |
| TAIWAN | | 93 | 100 | 1 | 2 | 196 | 97 | 108 | 6 | 5 | 216 | 412 | |
| INDIE | | 364 | 288 | 1 | 7 | 660 | 148 | 164 | 10 | 4 | 326 | 986 | |
| INDONESIE | | 118 | 83 | - | 2 | 203 | 97 | 83 | 7 | 1 | 188 | 391 | |
| JAPAN | | 585 | 909 | 2 | 9 | 1.505 | 582 | 644 | 5 | 11 | 1.242 | 2.747 | |
| NOORD-VIETNAM | | 31 | 20 | - | - | 51 | 27 | 22 | 1 | 1 | 51 | 102 | |
| CHINA (VOLKSREP.) | | 270 | 561 | 2 | 5 | 838 | 221 | 456 | 23 | 14 | 714 | 1.552 | |
| IRAN | | 334 | 234 | 2 | 15 | 585 | 227 | 248 | 17 | 14 | 506 | 1.091 | |
| ISRAEL | | 225 | 264 | 3 | 12 | 504 | 171 | 188 | 9 | 5 | 373 | 877 | |
| JORDANIE | | 66 | 45 | 1 | - | 112 | 50 | 24 | 1 | - | 75 | 187 | |
| LIBANON | | 451 | 334 | 4 | 8 | 797 | 240 | 209 | 29 | 3 | 481 | 1.278 | |
| PAKISTAN | | 287 | 345 | 9 | 26 | 667 | 129 | 205 | 16 | 4 | 354 | 1.021 | |
| TURKIJE | | 6.179 | 5.838 | 32 | 137 | 12.186 | 5.312 | 5.503 | 265 | 96 | 11.176 | 23.362 | |
| ANDERE LANDEN VAN AZIE | T | 986 | 665 | 14 | 17 | 1.682 | 882 | 935 | 46 | 23 | 1.886 | 3.568 | |
| | | 9.989 | 9.686 | 71 | 240 | 19.986 | 8.183 | 8.789 | 435 | 181 | 17.588 | 37.574 | |
| LANDEN VAN AFRIKA | | | | | | | | | | | | | |
| BURUNDI | | 107 | 70 | - | 3 | 180 | 111 | 57 | 2 | - | 170 | 350 | |
| ZAIRE | | 3.210 | 1.337 | 18 | 48 | 4.613 | 3.040 | 1.296 | 82 | 42 | 4.460 | 9.073 | |
| IVOORKUST | | 119 | 59 | 2 | 4 | 184 | 71 | 24 | - | 1 | 96 | 280 | |
| MAURITIUS /EILAND/ | | 53 | 53 | 1 | 8 | 115 | 52 | 130 | 7 | 7 | 196 | 311 | |
| RWANDA | | 238 | 97 | - | 3 | 338 | 126 | 80 | 4 | 1 | 211 | 549 | |
| ALGERIJE | | 685 | 745 | 9 | 60 | 1.499 | 514 | 545 | 37 | 41 | 1.137 | 2.636 | |
| MAROKKO | | 26.587 | 17.737 | 66 | 613 | 45.003 | 20.845 | 16.337 | 831 | 1.062 | 38.875 | 83.878 | |
| TUNESIE | | 852 | 975 | 2 | 112 | 1.941 | 566 | 463 | 26 | 28 | 1.083 | 3.024 | |
| ANDERE LANDEN VAN AFRIKA | T | 2.050 | 1.104 | 7 | 53 | 3.214 | 1.443 | 729 | 31 | 35 | 2.238 | 5.452 | |
| | | 33.901 | 22.177 | 105 | 904 | 57.087 | 26.568 | 19.661 | 1.020 | 1.217 | 48.466 | 105.553 | |

| N.I.S. BEVOLKING OP 1-1-1994 | | TABEL 02.02 A VREEMDELINGEN NAAR BURGERLIJKE STAAT EN GESLACHT INB - GEHUWD, OMVAT EVENEENS WETTELIJK GESCHIEDEN VAN TAFEL EN BED | | | | | | | | BLZ. 2.- PROVINCIE: 2 PROVINCIE BRABANT | |
|--------------------------------------|---------------|---|-----------------|-----------------------------------|-----------|---------------|---------|-----------------|-----------------------------------|--|------------------------------|
| NATIONALITEITS- LAND | MÄNNEN | | | | | VROUWEN | | | | | ALGE- MEEN TO- TAAL |
| | ONGE- HUWD | GEHUWD | WEDUW- STAAT | UIT DE ECHT GE- SCHEIDEN | TOTAAL | ONGE- HUWD | GEHUWD | WEDUW- STAAT | UIT DE ECHT GE- SCHEIDEN | TOTAAL | |
| LANDEN VAN AMERIKA | | | | | | | | | | | |
| CANADA | 233 | 216 | 4 | 16 | 469 | 213 | 182 | 8 | 12 | 415 | 884 |
| VER. STATEN VAN AMERIKA | 1.463 | 1.682 | 13 | 79 | 3.237 | 1.368 | 1.411 | 79 | 92 | 2.950 | 6.187 |
| HAITI | 54 | 33 | - | 2 | 89 | 62 | 23 | 2 | 6 | 93 | 182 |
| BRAZILIE | 150 | 131 | 4 | 11 | 296 | 182 | 249 | 10 | 9 | 450 | 746 |
| CHILI | 180 | 163 | 2 | 8 | 353 | 185 | 200 | 14 | 2 | 401 | 754 |
| COLOMBIA | 140 | 96 | 1 | 2 | 239 | 154 | 159 | 3 | 1 | 317 | 556 |
| ANDERE LANDEN VAN AMERIKA | 423 | 380 | 4 | 20 | 827 | 506 | 490 | 23 | 29 | 1.048 | 1.875 |
| T | 2.643 | 2.701 | 28 | 138 | 5.510 | 2.670 | 2.714 | 139 | 151 | 5.674 | 11.184 |
| LANDEN VAN OCEANIE | | | | | | | | | | | |
| AUSTRALIE | 78 | 85 | 1 | 1 | 165 | 70 | 56 | 2 | 2 | 130 | 295 |
| ANDERE LANDEN VAN OCEANIE | 28 | 26 | - | 2 | 56 | 23 | 22 | - | - | 45 | 101 |
| T | 106 | 111 | 1 | 3 | 221 | 93 | 78 | 2 | 2 | 175 | 396 |
| VLUCHTELINGEN | | | | | | | | | | | |
| VLUCHTELINGEN (HERKOMST ONBEKEND) | 873 | 125 | 2 | 17 | 1.017 | 781 | 57 | 13 | 6 | 857 | 1.874 |
| VLUCHTELINGEN (HERKOMST BEKEND) | 2.745 | 2.551 | 78 | 162 | 5.536 | 1.813 | 1.881 | 370 | 111 | 4.175 | 9.711 |
| T | 3.618 | 2.676 | 80 | 179 | 6.553 | 2.594 | 1.938 | 383 | 117 | 5.032 | 11.585 |
| VADERLANDLOZEN - ONBEKENDEN | | | | | | | | | | | |
| VADERLANDLOOS | 77 | 47 | 8 | 11 | 143 | 56 | 19 | 15 | 2 | 92 | 235 |
| T | 77 | 47 | 8 | 11 | 143 | 56 | 19 | 15 | 2 | 92 | 235 |
| TT | 486.089 | 536.114 | 29.451 | 46.295 | 1.097.949 | 438.789 | 536.975 | 134.331 | 63.244 | 1.173.339 | 2.271.288 |

| N.I.S. | | TABEL 02.02 A | | | | | BLZ. 1.- | | | | PROVINCIE: 3 | | |
|---|---------------|--|-----------------|-----------------------------------|---------|---------------|----------|-----------------|-----------------------------------|---------|------------------------------|------------------------------|--|
| BEVOLKING OP 1-1-1994 | | VREEMDELINGEN NAAR BURGERLIJKE STAAT EN GESLACHT | | | | | | | | | | PROVINCIE WEST-VLAANDEREN | |
| (NB - GEHUWD, OMVAT EVENEENS WETTELIJK GESCHIEDEN VAN TAFEL EN BED) | | | | | | | | | | | | | |
| NATIONALITEITS- LAND | MANNEN | | | | | VROUWEN | | | | | ALGE- MEEN TO- TAAL | | |
| | ONGE- HUWD | GEHUWD | WEDUW- STAAT | UIT DE ECHT GE- SCHEIDEN | TOTAAL | ONGE- HUWD | GEHUWD | WEDUW- STAAT | UIT DE ECHT GE- SCHEIDEN | TOTAAL | | | |
| BELGIE | | | | | | | | | | | | | |
| T | 218.693 | 288.682 | 16.053 | 18.392 | 541.820 | 186.426 | 290.920 | 62.503 | 19.567 | 559.416 | 1.101.236 | | |
| ANDERE LANDEN LID VAN DE E.E.G. | | | | | | | | | | | | | |
| DUITSLAND | 144 | 252 | 15 | 38 | 449 | 108 | 176 | 35 | 14 | 333 | 782 | | |
| DENEMARKEN | 13 | 6 | - | - | 19 | 11 | 7 | - | 1 | 19 | 38 | | |
| SPANJE | 52 | 75 | 2 | 10 | 139 | 30 | 38 | 3 | - | 71 | 210 | | |
| FRANKRIJK | 777 | 2.034 | 70 | 201 | 3.082 | 797 | 1.238 | 396 | 175 | 2.606 | 5.688 | | |
| VERENIGD-KONINKRIJK | 239 | 386 | 25 | 59 | 709 | 165 | 224 | 37 | 32 | 458 | 1.167 | | |
| LUXEMBURG | 12 | 17 | 3 | 3 | 35 | 9 | 9 | 10 | 1 | 29 | 64 | | |
| GRIEKENLAND | 35 | 37 | 1 | 7 | 80 | 22 | 23 | 1 | 1 | 47 | 127 | | |
| IERLAND (EIRE) | 29 | 15 | - | - | 44 | 12 | 17 | - | - | 29 | 73 | | |
| PORTUGAL | 82 | 130 | 3 | 5 | 220 | 46 | 72 | 1 | 2 | 121 | 341 | | |
| ITALIE | 128 | 286 | 11 | 34 | 459 | 65 | 87 | 14 | 7 | 173 | 632 | | |
| NEDERLAND | 415 | 916 | 42 | 107 | 1.480 | 342 | 496 | 94 | 56 | 988 | 2.468 | | |
| T | 1.926 | 4.154 | 172 | 464 | 6.716 | 1.607 | 2.387 | 591 | 289 | 4.874 | 11.590 | | |
| AND. EUROPESE LANDEN | | | | | | | | | | | | | |
| OOSTENRIJK | 10 | 15 | - | 5 | 30 | 6 | 13 | 1 | 1 | 21 | 51 | | |
| FINLAND | 7 | 6 | - | 1 | 14 | 2 | 7 | - | - | 9 | 23 | | |
| HONGARIJE | 6 | 4 | - | 3 | 13 | 17 | 8 | 2 | - | 27 | 40 | | |
| NOORWEGEN | 3 | 6 | - | - | 9 | 7 | 4 | 1 | - | 12 | 21 | | |
| POLEN | 17 | 33 | 1 | 2 | 53 | 23 | 38 | 1 | 1 | 63 | 116 | | |
| ZWEDEN | 10 | 9 | - | 2 | 21 | 5 | 9 | 2 | 2 | 18 | 39 | | |
| ZWITSERLAND | 16 | 20 | 2 | 3 | 41 | 7 | 13 | 4 | 3 | 27 | 68 | | |
| TSJECHOSLOWAKIJE | 1 | 2 | - | - | 3 | 1 | 3 | - | - | 4 | 7 | | |
| USSR | 9 | 4 | - | - | 13 | 4 | 7 | - | - | 11 | 24 | | |
| JOEGOSLAVIE | 45 | 46 | - | 3 | 94 | 23 | 28 | 2 | 3 | 56 | 150 | | |
| ANDERE LANDEN VAN EUROPA | 163 | 147 | - | 8 | 318 | 122 | 125 | 3 | 8 | 258 | 576 | | |
| T | 287 | 292 | 3 | 27 | 609 | 217 | 255 | 16 | 18 | 506 | 1.115 | | |
| LANDEN VAN AZIE | | | | | | | | | | | | | |
| TAIWAN | 1 | 2 | - | - | 3 | 2 | 5 | 1 | - | 8 | 11 | | |
| INDIE | 23 | 30 | - | 1 | 54 | 18 | 16 | 2 | - | 36 | 90 | | |
| INDONESIE | 4 | 7 | - | - | 11 | 5 | 11 | 1 | - | 17 | 28 | | |
| JAPAN | 26 | 27 | - | - | 53 | 13 | 23 | - | 1 | 37 | 90 | | |
| NOORD-VIETNAM | 16 | 4 | - | - | 20 | 24 | 12 | 2 | 1 | 39 | 59 | | |
| CHINA (VOLKSREP.) | 23 | 36 | - | 2 | 61 | 19 | 32 | 8 | - | 59 | 120 | | |
| IRAN | 53 | 36 | - | 2 | 91 | 32 | 41 | 3 | 1 | 77 | 168 | | |
| ISRAEL | 2 | 3 | - | - | 5 | - | 2 | - | - | 2 | 7 | | |
| JORDANIE | 6 | 4 | - | - | 10 | 2 | 3 | - | - | 5 | 15 | | |
| LIBANON | 19 | 8 | - | - | 27 | 6 | 6 | 2 | - | 14 | 41 | | |
| PAKISTAN | 74 | 83 | 7 | 4 | 168 | 21 | 22 | - | - | 43 | 211 | | |
| TURKIJE | 109 | 84 | - | 5 | 198 | 88 | 68 | - | 2 | 158 | 356 | | |
| ANDERE LANDEN VAN AZIE | 90 | 47 | - | 4 | 141 | 40 | 172 | 2 | 1 | 215 | 356 | | |
| T | 446 | 371 | 7 | 18 | 842 | 270 | 413 | 21 | 6 | 710 | 1.552 | | |
| LANDEN VAN AFRIKA | | | | | | | | | | | | | |
| BURUNDI | 1 | 1 | - | - | 2 | 2 | 2 | - | - | 4 | 6 | | |
| ZAIRE | 65 | 35 | 3 | 3 | 106 | 54 | 29 | 6 | 1 | 90 | 196 | | |
| IVOORKUST | 2 | - | - | - | 2 | - | - | - | - | - | 2 | | |
| MAURITIUS /EILAND/ RWANDA | 3 | - | - | - | 3 | - | 4 | - | - | 4 | 7 | | |
| ALGERIJE | 11 | 1 | - | - | 12 | 8 | 4 | - | - | 12 | 24 | | |
| MAROKKO | 62 | 130 | 4 | 18 | 214 | 50 | 55 | 1 | 1 | 107 | 321 | | |
| TUNESIE | 437 | 306 | - | 19 | 762 | 321 | 269 | 3 | 6 | 599 | 1.361 | | |
| ANDERE LANDEN VAN AFRIKA | 49 | 92 | - | 9 | 150 | 46 | 38 | 2 | 2 | 88 | 238 | | |
| T | 148 | 90 | 5 | 1 | 244 | 44 | 43 | 1 | 1 | 89 | 333 | | |
| T | 778 | 655 | 12 | 50 | 1.495 | 525 | 444 | 13 | 11 | 993 | 2.488 | | |

| NATIONALITEITS- LAND | MANNEN | | | | | VROUWEN | | | | | ALGE- MEEN TO- TAAL |
|--------------------------------------|---------------|---------|-----------------|-----------------------------------|---------|---------------|---------|-----------------|-----------------------------------|---------|------------------------------|
| | ONGE- HUWD | GEHUWD | WEDUW- STAAT | UIT DE ECHT GE- SCHEIDEN | TOTAAL | ONGE- HUWD | GEHUWD | WEDUW- STAAT | UIT DE ECHT GE- SCHEIDEN | TOTAAL | |
| LANDEN VAN AMERIKA | | | | | | | | | | | |
| CANADA | 8 | 18 | 2 | 1 | 29 | 10 | 13 | 2 | - | 25 | 54 |
| VER. STATEN VAN AMERIKA | 40 | 52 | 2 | 10 | 104 | 35 | 54 | 19 | 3 | 111 | 215 |
| HAITI | - | - | - | - | - | 1 | 1 | - | - | 2 | 2 |
| BRAZILIE | 7 | 11 | - | - | 18 | 2 | 23 | - | - | 25 | 43 |
| CHILI | 5 | 5 | - | - | 10 | 4 | 5 | 1 | - | 10 | 20 |
| COLOMBIA | 5 | 1 | - | - | 6 | 2 | 5 | - | - | 7 | 13 |
| ANDERE LANDEN VAN AMERIKA | 26 | 19 | - | 1 | 46 | 23 | 54 | - | - | 77 | 123 |
| T | 91 | 106 | 4 | 12 | 213 | 77 | 155 | 22 | 3 | 257 | 470 |
| LANDEN VAN OCEANIE | | | | | | | | | | | |
| AUSTRALIE | 6 | 7 | - | - | 13 | 4 | 3 | - | - | 7 | 20 |
| ANDERE LANDEN VAN OCEANIE | 1 | 2 | - | - | 3 | - | 1 | - | - | 1 | 4 |
| T | 7 | 9 | - | - | 16 | 4 | 4 | - | - | 8 | 24 |
| VLUCHTELINGEN | | | | | | | | | | | |
| VLUCHTELINGEN (HERKOMST ONBEKEND) | 19 | 11 | - | - | 30 | 16 | 8 | - | 1 | 25 | 55 |
| VLUCHTELINGEN (HERKOMST BEKEND) | 181 | 137 | 3 | 6 | 327 | 101 | 99 | 10 | 2 | 212 | 539 |
| T | 200 | 148 | 3 | 6 | 357 | 117 | 107 | 10 | 3 | 237 | 594 |
| VADERLANDLOZEN - ONBEKENDEN | | | | | | | | | | | |
| VADERLANDLOOS | 4 | 4 | 1 | 1 | 10 | 4 | 1 | 1 | - | 6 | 16 |
| T | 4 | 4 | 1 | 1 | 10 | 4 | 1 | 1 | - | 6 | 16 |
| TT | 222.432 | 294.421 | 16.255 | 18.970 | 552.078 | 189.247 | 294.686 | 63.177 | 19.897 | 567.007 | 1.119.085 |

TABEL 02.02 A

BLZ. 2.-

PROVINCIE: 3

N.I.S.

BEVOLKING
OP 1-1-1994

VREEMDELINGEN NAAR BURGERLIJKE STAAT EN GESLACHT

PROVINCIE
WEST-VLAANDEREN

(NB - GEHUWD, OMVAT EVENEENS WETTELIJK GESCHEIDEN VAN TAFEL EN BED)

| N.I.S. | | TABEL O2.02 A | | | | | BLZ. 1.- | | | | | PROVINCIE: 4 | |
|---|---------------|--|-----------------|-----------------------------------|---------|---------------|----------|-----------------|-----------------------------------|---------|------------------------------|------------------------------|--|
| BEVOLKING OP 1-1-1994 | | VREEMDELINGEN NAAR BURGERLIJKE STAAT EN GESLACHT | | | | | | | | | | PROVINCIE OOST-VLAANDEREN | |
| (NB - GEHUWD, OMVAT EVENEENS WETTELIJK GESCHIEDEN VAN TAFEL EN BED) | | | | | | | | | | | | | |
| NATIONALITEITS- LAND | MANNEN | | | | | VROUWEN | | | | | ALGE- MEEN TO- TAAL | | |
| | ONGE- HUWD | GEHUWD | WEDUW- STAAT | UIT DE ECHT GE- SCHEIDEN | TOTAAL | ONGE- HUWD | GEHUWD | WEDUW- STAAT | UIT DE ECHT GE- SCHEIDEN | TOTAAL | | | |
| BELGIE | | | | | | | | | | | | | |
| T | 257.795 | 339.851 | 19.922 | 23.213 | 640.781 | 221.275 | 342.933 | 76.160 | 25.228 | 665.596 | 1.306.377 | | |
| ANDERE LANDEN LID VAN DE E.E.G. | | | | | | | | | | | | | |
| DUITSLAND | 134 | 324 | 13 | 50 | 521 | 114 | 165 | 23 | 25 | 327 | 848 | | |
| DENEMARKEN | 18 | 16 | 1 | 2 | 37 | 7 | 9 | 3 | 1 | 20 | 57 | | |
| SPANJE | 160 | 261 | 4 | 19 | 444 | 116 | 196 | 12 | 9 | 333 | 777 | | |
| FRANKRIJK | 442 | 660 | 23 | 99 | 1.224 | 439 | 501 | 126 | 66 | 1.132 | 2.356 | | |
| VERENIGD-KONINKRIJK | 203 | 370 | 15 | 24 | 612 | 126 | 190 | 38 | 15 | 369 | 981 | | |
| LUXEMBURG | 8 | 35 | 5 | 5 | 53 | 13 | 17 | 4 | 2 | 36 | 89 | | |
| GRIEKENLAND | 86 | 96 | 3 | 10 | 195 | 37 | 40 | 3 | 4 | 84 | 279 | | |
| IERLAND (EIRE) | 24 | 16 | 2 | - | 42 | 12 | 17 | 1 | 1 | 31 | 73 | | |
| PORTUGAL | 43 | 47 | 1 | 6 | 97 | 44 | 41 | 2 | 7 | 94 | 191 | | |
| ITALIE | 226 | 540 | 12 | 59 | 837 | 105 | 157 | 21 | 7 | 290 | 1.127 | | |
| NEDERLAND | 1.011 | 2.356 | 118 | 232 | 3.717 | 787 | 1.089 | 177 | 112 | 2.165 | 5.882 | | |
| T | 2.355 | 4.721 | 197 | 506 | 7.779 | 1.800 | 2.422 | 410 | 249 | 4.881 | 12.660 | | |
| AND. EUROPESE LANDEN | | | | | | | | | | | | | |
| OOSTENRIJK | 6 | 26 | - | 7 | 39 | 5 | 10 | - | - | 15 | 54 | | |
| FINLAND | 3 | 2 | - | - | 5 | 8 | 8 | - | - | 16 | 21 | | |
| HONGARIJE | 6 | 6 | 1 | - | 13 | 12 | 13 | 2 | - | 27 | 40 | | |
| NOORWEGEN | 3 | 12 | 1 | 1 | 17 | 2 | 2 | - | 1 | 5 | 22 | | |
| POLEN | 34 | 43 | 2 | 5 | 84 | 55 | 75 | 5 | 2 | 137 | 221 | | |
| ZWEDEN | 35 | 47 | 2 | 3 | 87 | 36 | 33 | 1 | 2 | 72 | 159 | | |
| ZWITSERLAND | 9 | 26 | 4 | 3 | 42 | 16 | 12 | 2 | 3 | 33 | 75 | | |
| TSJECHOSLOWAKIJE | 6 | 11 | - | - | 17 | 5 | 9 | - | - | 14 | 31 | | |
| USSR | 6 | 9 | - | 2 | 17 | 13 | 8 | - | 2 | 23 | 40 | | |
| JOEGOSLAVIE | 46 | 69 | - | 4 | 119 | 36 | 30 | - | 1 | 67 | 186 | | |
| ANDERE LANDEN VAN EUROPA | 125 | 106 | - | 9 | 240 | 72 | 109 | 2 | 4 | 187 | 427 | | |
| T | 279 | 357 | 10 | 34 | 680 | 260 | 309 | 12 | 15 | 596 | 1.276 | | |
| LANDEN VAN AZIE | | | | | | | | | | | | | |
| TAIWAN | 3 | 6 | - | 1 | 10 | 6 | 10 | - | - | 16 | 26 | | |
| INDIE | 127 | 59 | - | 5 | 191 | 35 | 27 | - | 1 | 63 | 254 | | |
| INDONESIE | 26 | 35 | 1 | 1 | 63 | 14 | 21 | - | 1 | 36 | 99 | | |
| JAPAN | 7 | 15 | - | - | 22 | 8 | 12 | - | - | 20 | 42 | | |
| NOORD-VIETNAM | 11 | 6 | - | - | 17 | 8 | 6 | - | - | 14 | 31 | | |
| CHINA (VOLKSREP.) | 48 | 100 | 1 | 3 | 152 | 31 | 77 | 4 | 1 | 113 | 265 | | |
| IRAN | 54 | 30 | 1 | 1 | 86 | 28 | 30 | - | 3 | 61 | 147 | | |
| ISRAEL | 1 | 2 | - | - | 3 | 4 | 1 | - | - | 5 | 8 | | |
| JORDANIE | 5 | 6 | - | - | 11 | 4 | 1 | - | - | 5 | 16 | | |
| LIBANON | 28 | 9 | 1 | - | 38 | 15 | 11 | - | - | 26 | 64 | | |
| PAKISTAN | 65 | 47 | 3 | 2 | 117 | 2 | 7 | 1 | - | 10 | 127 | | |
| TURKIJE | 3.731 | 3.295 | 5 | 51 | 7.082 | 3.362 | 3.134 | 129 | 31 | 6.656 | 13.738 | | |
| ANDERE LANDEN VAN AZIE | 131 | 115 | 1 | 5 | 252 | 108 | 273 | 9 | 5 | 395 | 647 | | |
| T | 4.237 | 3.725 | 13 | 69 | 8.044 | 3.625 | 3.610 | 143 | 42 | 7.420 | 15.464 | | |
| LANDEN VAN AFRIKA | | | | | | | | | | | | | |
| BURUNDI | 7 | 8 | - | - | 15 | 5 | 5 | - | - | 10 | 25 | | |
| ZAIRE | 76 | 41 | - | 2 | 119 | 85 | 37 | 5 | - | 127 | 246 | | |
| IVOORKUST | 6 | - | - | - | 6 | 3 | - | - | - | 3 | 9 | | |
| MAURITIUS /EILAND/ RWANDA | 8 | 4 | - | 4 | 16 | 6 | 15 | 1 | - | 22 | 38 | | |
| ALGERIJE | 15 | 10 | - | - | 25 | 4 | 8 | - | - | 12 | 37 | | |
| ALGERIJE | 174 | 173 | 4 | 27 | 378 | 135 | 117 | 5 | 4 | 261 | 639 | | |
| MAROKKO | 2.178 | 1.362 | 5 | 43 | 3.588 | 1.858 | 1.223 | 45 | 47 | 3.173 | 6.761 | | |
| TUNESIE | 350 | 335 | 2 | 25 | 712 | 302 | 244 | 7 | 7 | 560 | 1.272 | | |
| ANDERE LANDEN VAN AFRIKA | 260 | 233 | 4 | 12 | 509 | 192 | 132 | 5 | 5 | 334 | 843 | | |
| T | 3.074 | 2.166 | 15 | 113 | 5.368 | 2.590 | 1.781 | 68 | 63 | 4.502 | 9.870 | | |

| NATIONALITEITS- LAND | MANNEN | | | | | VROUWEN | | | | | ALGE- MEEN TO- TAAL |
|--------------------------------------|---------------|---------|-----------------|-----------------------------------|---------|---------------|---------|-----------------|-----------------------------------|---------|------------------------------|
| | ONGE- HUWD | GEHUWD | WEDUW- STAAT | UIT DE ECHT GE- SCHEIDEN | TOTAAL | ONGE- HUWD | GEHUWD | WEDUW- STAAT | UIT DE ECHT GE- SCHEIDEN | TOTAAL | |
| LANDEN VAN AMERIKA | | | | | | | | | | | |
| CANADA | 8 | 23 | 3 | 4 | 38 | 5 | 23 | 3 | 3 | 34 | 72 |
| VER. STATEN VAN AMERIKA | 51 | 68 | 6 | 6 | 131 | 32 | 49 | 12 | - | 93 | 224 |
| HAITI | - | 1 | - | - | 1 | 1 | 1 | - | - | 2 | 3 |
| BRAZILIE | 12 | 6 | - | - | 18 | 17 | 28 | - | - | 45 | 63 |
| CHILI | 6 | 11 | - | - | 17 | 7 | 4 | 1 | - | 12 | 29 |
| COLOMBIA | 2 | 1 | - | - | 3 | 3 | 9 | - | - | 12 | 15 |
| ANDERE LANDEN VAN AMERIKA | 57 | 38 | 1 | - | 96 | 65 | 83 | 1 | 7 | 156 | 252 |
| T | 136 | 148 | 10 | 10 | 304 | 130 | 197 | 17 | 10 | 354 | 658 |
| LANDEN VAN OCEANIE | | | | | | | | | | | |
| AUSTRALIE | 3 | 2 | 1 | - | 6 | 1 | 4 | - | - | 5 | 11 |
| ANDERE LANDEN VAN OCEANIE | 1 | 2 | - | - | 3 | 3 | - | - | - | 3 | 6 |
| T | 4 | 4 | 1 | - | 9 | 4 | 4 | - | - | 8 | 17 |
| VLUCHTELINGEN | | | | | | | | | | | |
| VLUCHTELINGEN (HERKOMST ONBEKEND) | 12 | 8 | - | - | 20 | 8 | 1 | - | - | 9 | 29 |
| VLUCHTELINGEN (HERKOMST BEKEND) | 163 | 92 | 6 | 12 | 273 | 55 | 63 | 2 | 5 | 125 | 398 |
| T | 175 | 100 | 6 | 12 | 293 | 63 | 64 | 2 | 5 | 134 | 427 |
| VADERLANDLOZEN - ONBEKENDEN | | | | | | | | | | | |
| VADERLANDLOOS | 9 | 16 | 1 | 1 | 27 | 3 | 2 | 2 | - | 7 | 34 |
| T | 9 | 16 | 1 | 1 | 27 | 3 | 2 | 2 | - | 7 | 34 |
| TT | 268.064 | 351.088 | 20.175 | 23.958 | 663.285 | 229.750 | 351.322 | 76.814 | 25.612 | 683.498 | 1.346.783 |

N.I.S.

TABEL 02.02 A

BLZ. 2.-

PROVINCIE: 4

BEVOLKING
OP 1-1-1994

VREEMDELINGEN NAAR BURGERLIJKE STAAT EN GESLACHT

PROVINCIE
OOST-VLAANDEREN

(NB - GEHUWD, OMVAT EVENEENS WETTELIJK GESCHIEDEN VAN TAFEL EN BED)

| N.I.S. | | TABEL O2.02 A | | | | | BLZ. 1.- | | PROVINCIE: 5 | | | |
|---|---------------|--|-----------------|-----------------------------------|---------|---------------|----------|-----------------|-----------------------------------|---------|------------------------------|--|
| BEVOLKING OP 1-1-1994 | | VREEMDELINGEN NAAR BURGERLIJKE STAAT EN GESLACHT | | | | | | | | | PROVINCIE HENEGOUWEN | |
| (NB - GEHUWD, OMVAT EVENEENS WETTELIJK GESCHIEDEN VAN TAFEL EN BED) | | | | | | | | | | | | |
| NATIONALITEITS- LAND | MANNEN | | | | | VROUWEN | | | | | ALGE- MEEN TO- TAAL | |
| | ONGE- HUWD | GEHUWD | WEDUW- STAAT | UIT DE ECHT GE- SCHEIDEN | TOTAAL | ONGE- HUWD | GEHUWD | WEDUW- STAAT | UIT DE ECHT GE- SCHEIDEN | TOTAAL | | |
| BELGIE | | | | | | | | | | | | |
| T | 233.198 | 253.140 | 16.620 | 26.419 | 529.377 | 203.446 | 265.249 | 86.396 | 31.611 | 586.702 | 1.116.079 | |
| ANDERE LANDEN LID VAN DE E.E.G. | | | | | | | | | | | | |
| DUITSLAND | 301 | 467 | 29 | 64 | 861 | 310 | 514 | 53 | 25 | 902 | 1.763 | |
| DENEMARKE | 48 | 15 | - | - | 63 | 36 | 50 | - | 1 | 87 | 150 | |
| SPANJE | 727 | 1.396 | 62 | 72 | 2.257 | 498 | 1.040 | 140 | 36 | 1.714 | 3.971 | |
| FRANKRIJK | 5.437 | 8.829 | 458 | 1.031 | 15.755 | 5.197 | 8.282 | 2.216 | 1.036 | 16.731 | 32.486 | |
| VERENIGD-KONINKRIJK | 303 | 244 | 13 | 24 | 584 | 335 | 475 | 24 | 17 | 851 | 1.435 | |
| LUXEMBURG | 19 | 54 | 9 | 5 | 87 | 13 | 24 | 14 | 4 | 55 | 142 | |
| GRIEKENLAND | 681 | 1.009 | 27 | 62 | 1.779 | 449 | 849 | 119 | 29 | 1.446 | 3.225 | |
| IERLAND (EIRE) | 18 | 10 | - | 1 | 29 | 12 | 7 | - | 1 | 20 | 49 | |
| PORTUGAL | 268 | 340 | 4 | 16 | 628 | 216 | 261 | 22 | 7 | 506 | 1.134 | |
| ITALIE | 15.620 | 31.802 | 1.086 | 1.694 | 50.202 | 10.679 | 23.817 | 5.175 | 798 | 40.469 | 90.671 | |
| NEDERLAND | 130 | 214 | 19 | 19 | 382 | 121 | 183 | 35 | 14 | 353 | 735 | |
| T | 23.552 | 44.380 | 1.707 | 2.988 | 72.627 | 17.866 | 35.502 | 7.798 | 1.968 | 63.134 | 135.761 | |
| AND. EUROPESE LANDEN | | | | | | | | | | | | |
| OOSTENRIJK | 7 | 8 | - | 1 | 16 | 4 | 10 | 1 | - | 15 | 31 | |
| FINLAND | 1 | 1 | - | - | 2 | 3 | - | - | - | 3 | 5 | |
| HONGARIJE | 22 | 29 | 2 | 7 | 60 | 6 | 25 | 4 | 1 | 36 | 96 | |
| NOORWEGEN | 27 | 6 | - | - | 33 | 29 | 32 | - | - | 61 | 94 | |
| POLEN | 132 | 239 | 26 | 40 | 437 | 73 | 187 | 282 | 9 | 551 | 988 | |
| ZWEDEN | 5 | 8 | 1 | - | 14 | 11 | 8 | - | 1 | 20 | 34 | |
| ZWITSERLAND | 11 | 59 | 4 | 5 | 79 | 30 | 37 | 13 | 1 | 81 | 160 | |
| TSJECHOSLOWAKIJE | 5 | 12 | 3 | 1 | 21 | 3 | 2 | 16 | 1 | 22 | 43 | |
| USSR | 6 | 5 | 2 | 1 | 14 | 5 | 8 | 2 | - | 15 | 29 | |
| JOEGOSLAVIE | 59 | 84 | 3 | 5 | 151 | 48 | 60 | 25 | 4 | 137 | 288 | |
| ANDERE LANDEN VAN EUROPA | 82 | 105 | 4 | 7 | 198 | 65 | 107 | 18 | 5 | 195 | 393 | |
| T | 357 | 556 | 45 | 67 | 1.025 | 277 | 476 | 361 | 22 | 1.136 | 2.161 | |
| LANDEN VAN AZIE | | | | | | | | | | | | |
| TAIWAN | 4 | 5 | - | - | 9 | 3 | 9 | 2 | - | 14 | 23 | |
| INDIE | 7 | 6 | - | 1 | 14 | 44 | 5 | - | - | 49 | 63 | |
| INDONESIE | - | - | - | - | - | 1 | 1 | - | - | 2 | 2 | |
| JAPAN | 6 | 9 | - | - | 15 | 8 | 8 | - | - | 16 | 31 | |
| NOORD-VIETNAM | 8 | 4 | - | - | 12 | 11 | 8 | 1 | - | 20 | 32 | |
| CHINA (VOLKSREP.) | 52 | 64 | - | 1 | 117 | 40 | 66 | 2 | - | 108 | 225 | |
| IRAN | 13 | 10 | - | 2 | 25 | 14 | 5 | 2 | - | 21 | 46 | |
| ISRAEL | 1 | 1 | - | 1 | 3 | 2 | - | - | - | 2 | 5 | |
| JORDANIE | 3 | 2 | - | - | 5 | 7 | 4 | - | - | 11 | 16 | |
| LIBANON | 45 | 20 | - | - | 65 | 6 | 12 | - | - | 18 | 83 | |
| PAKISTAN | 15 | 32 | 3 | - | 50 | 2 | 11 | 2 | 1 | 16 | 66 | |
| TURKIJE | 2.960 | 2.658 | 9 | 35 | 5.662 | 2.544 | 2.494 | 93 | 22 | 5.153 | 10.815 | |
| ANDERE LANDEN VAN AZIE | 59 | 37 | 2 | 1 | 99 | 50 | 79 | 5 | 2 | 136 | 235 | |
| T | 3.173 | 2.848 | 14 | 41 | 6.076 | 2.732 | 2.702 | 107 | 25 | 5.566 | 11.642 | |
| LANDEN VAN AFRIKA | | | | | | | | | | | | |
| BURUNDI | 36 | 11 | - | - | 47 | 13 | 11 | - | - | 24 | 71 | |
| ZAIRE | 637 | 193 | 3 | 7 | 840 | 490 | 163 | 13 | 3 | 669 | 1.509 | |
| IVOORKUST | 10 | 6 | - | - | 16 | 2 | 5 | - | - | 7 | 23 | |
| MAURITIUS /EILAND/ | 11 | 6 | - | - | 17 | 17 | 91 | 1 | 1 | 110 | 127 | |
| RWANDA | 57 | 13 | 1 | 1 | 72 | 26 | 14 | - | 1 | 41 | 113 | |
| ALGERIJE | 1.470 | 1.261 | 17 | 64 | 2.812 | 1.162 | 988 | 112 | 32 | 2.294 | 5.106 | |
| MAROKKO | 2.602 | 1.732 | 6 | 72 | 4.412 | 1.896 | 1.442 | 74 | 47 | 3.459 | 7.871 | |
| TUNESIE | 135 | 183 | 2 | 18 | 338 | 90 | 72 | 1 | 1 | 164 | 502 | |
| ANDERE LANDEN VAN AFRIKA | 253 | 112 | 2 | 2 | 369 | 123 | 81 | 2 | 1 | 207 | 576 | |
| T | 5.211 | 3.517 | 31 | 164 | 8.923 | 3.819 | 2.867 | 203 | 86 | 6.975 | 15.898 | |

| NATIONALITEITS- LAND | MANNEN | | | | | VROUWEN | | | | | ALGE- MEEN TO- TAAL |
|--------------------------------------|---------------|---------|-----------------|-----------------------------------|---------|---------------|---------|-----------------|-----------------------------------|---------|------------------------------|
| | ONGE- HUWD | GEHUWD | WEDUW- STAAT | UIT DE ECHT GE- SCHEIDEN | TOTAAL | ONGE- HUWD | GEHUWD | WEDUW- STAAT | UIT DE ECHT GE- SCHEIDEN | TOTAAL | |
| LANDEN VAN AMERIKA | | | | | | | | | | | |
| CANADA | 79 | 35 | - | 5 | 119 | 77 | 85 | 3 | 3 | 168 | 287 |
| VER. STATEN VAN AMERIKA | 803 | 318 | 3 | 13 | 1.137 | 876 | 763 | 15 | 25 | 1.679 | 2.816 |
| HAITI | 2 | 2 | - | - | 4 | 7 | 3 | - | - | 10 | 14 |
| BRAZILIE | 7 | 6 | - | - | 13 | 9 | 22 | - | - | 31 | 44 |
| CHILI | 7 | 10 | 1 | - | 18 | 5 | 10 | - | - | 15 | 33 |
| COLOMBIA | 4 | 3 | - | 1 | 8 | 5 | 4 | 2 | - | 11 | 19 |
| ANDERE LANDEN VAN AMERIKA | 28 | 14 | - | 2 | 44 | 15 | 45 | 1 | - | 61 | 105 |
| T | 930 | 388 | 4 | 21 | 1.343 | 994 | 932 | 21 | 28 | 1.975 | 3.318 |
| LANDEN VAN OCEANIE | | | | | | | | | | | |
| AUSTRALIE | 4 | 4 | - | - | 8 | 14 | 4 | - | - | 18 | 26 |
| ANDERE LANDEN VAN OCEANIE | - | 2 | - | - | 2 | 1 | - | - | - | 1 | 3 |
| T | 4 | 6 | - | - | 10 | 15 | 4 | - | - | 19 | 29 |
| VLUCHTELINGEN | | | | | | | | | | | |
| VLUCHTELINGEN (HERKOMST ONBEKEND) | 51 | 27 | 2 | 6 | 86 | 23 | 12 | 4 | 1 | 40 | 126 |
| VLUCHTELINGEN (HERKOMST BEKEND) | 406 | 431 | 52 | 53 | 942 | 171 | 236 | 170 | 10 | 587 | 1.529 |
| T | 457 | 458 | 54 | 59 | 1.028 | 194 | 248 | 174 | 11 | 627 | 1.655 |
| VADERLANDLOZEN - ONBEKENDEN | | | | | | | | | | | |
| VADERLANDLOOS | 38 | 14 | 1 | 3 | 56 | 34 | 3 | 3 | - | 40 | 96 |
| T | 38 | 14 | 1 | 3 | 56 | 34 | 3 | 3 | - | 40 | 96 |
| TT | 266.920 | 305.307 | 18.476 | 29.762 | 620.465 | 229.377 | 307.983 | 95.063 | 33.751 | 666.174 | 1.286.639 |

TABEL 02.02 A

BLZ. 2.-

PROVINCIE: 5

N.I.S.
BEVOLKING
OP 1-1-1984

VREEMDELINGEN NAAR BURGERLIJKE STAAT EN GESLACHT

PROVINCIE
HENEGOUWEN

(NB - GEHUWD, OMVAT EVENEENS WETTELIJK GESCHIEDEN VAN TAFEL EN BED)

| NATIONALITEITS- LAND | MANNEN | | | | | VROUWEN | | | | | ALGE- MEEN TO- TAAL |
|------------------------------------|---------------|---------|-----------------|-----------------------------------|---------|---------------|---------|-----------------|-----------------------------------|---------|------------------------------|
| | ONGE- HUWD | GEHUWD | WEDUW- STAAT | UIT DE ECHT GE- SCHEIDEN | TOTAAL | ONGE- HUWD | GEHUWD | WEDUW- STAAT | UIT DE ECHT GE- SCHEIDEN | TOTAAL | |
| BELGIE | | | | | | | | | | | |
| T | 188.345 | 199.763 | 12.966 | 21.692 | 422.766 | 165.669 | 207.973 | 64.259 | 27.462 | 465.363 | 888.129 |
| ANDERE LANDEN LID VAN DE E.E.G. | | | | | | | | | | | |
| DUITSLAND | 2.673 | 3.001 | 116 | 341 | 6.131 | 2.050 | 2.501 | 331 | 305 | 5.187 | 11.318 |
| DENEMARKEN | 7 | 7 | - | 2 | 16 | 4 | 7 | 1 | 1 | 13 | 29 |
| SPANJE | 1.680 | 2.938 | 106 | 170 | 4.894 | 1.230 | 2.507 | 381 | 93 | 4.211 | 9.105 |
| FRANKRIJK | 1.379 | 1.652 | 84 | 306 | 3.421 | 1.337 | 1.611 | 373 | 308 | 3.629 | 7.050 |
| VERENIGD-KONINKRIJK | 111 | 177 | 4 | 11 | 303 | 123 | 119 | 13 | 8 | 263 | 566 |
| LUXEMBURG | 124 | 253 | 18 | 24 | 419 | 69 | 91 | 35 | 12 | 207 | 626 |
| GRIEKENLAND | 494 | 674 | 12 | 41 | 1.221 | 346 | 547 | 83 | 39 | 1.015 | 2.236 |
| IERLAND (EIRE) | 12 | 3 | - | - | 15 | 21 | 3 | - | - | 24 | 39 |
| PORTUGAL | 254 | 407 | 11 | 18 | 690 | 206 | 340 | 26 | 18 | 590 | 1.280 |
| ITALIE | 9.708 | 19.295 | 717 | 1.189 | 30.909 | 6.796 | 14.617 | 3.339 | 574 | 25.326 | 56.235 |
| NEDERLAND | 577 | 1.333 | 87 | 144 | 2.141 | 390 | 728 | 136 | 80 | 1.334 | 3.475 |
| T | 17.019 | 29.740 | 1.155 | 2.246 | 50.160 | 12.572 | 23.071 | 4.718 | 1.438 | 41.799 | 91.959 |
| AND. EUROPESE LANDEN | | | | | | | | | | | |
| DUITSLAND (DEM. REP.) | - | - | - | - | - | 1 | - | - | - | 1 | 1 |
| OOSTENRIJK | 16 | 28 | - | 7 | 51 | 5 | 21 | - | 2 | 28 | 79 |
| FINLAND | 6 | 6 | - | - | 12 | 16 | 11 | - | - | 27 | 39 |
| HONGARIJE | 23 | 13 | 1 | 5 | 42 | 11 | 25 | 4 | 1 | 41 | 83 |
| NOORWEGEN | 3 | 4 | - | 1 | 8 | 1 | 6 | - | 1 | 8 | 16 |
| POLEN | 130 | 221 | 29 | 26 | 406 | 115 | 251 | 256 | 12 | 634 | 1.040 |
| ZWEDEN | 8 | 5 | 1 | 5 | 19 | 12 | 6 | 3 | 3 | 24 | 43 |
| ZWITSERLAND | 30 | 62 | 7 | 3 | 102 | 37 | 47 | 6 | 3 | 93 | 195 |
| TSJECHOSLOWAKIJE | 11 | 10 | 3 | 2 | 26 | 3 | 7 | 7 | - | 17 | 43 |
| USSR | 13 | 19 | 1 | - | 33 | 12 | 16 | 5 | 3 | 36 | 69 |
| JOEGOSLAVIE | 365 | 310 | 14 | 22 | 711 | 258 | 288 | 106 | 13 | 665 | 1.376 |
| ANDERE LANDEN VAN EUROPA | 176 | 190 | 2 | 15 | 383 | 140 | 189 | 12 | 13 | 354 | 737 |
| T | 781 | 868 | 58 | 86 | 1.793 | 611 | 867 | 399 | 51 | 1.928 | 3.721 |
| LANDEN VAN AZIE | | | | | | | | | | | |
| TAIWAN | 1 | 5 | - | - | 6 | 4 | 5 | 3 | - | 12 | 18 |
| INDIE | 258 | 113 | 4 | 2 | 377 | 18 | 6 | 1 | - | 25 | 402 |
| INDONESIE | 5 | 12 | - | - | 17 | 5 | 16 | - | - | 21 | 38 |
| JAPAN | 4 | 4 | - | - | 8 | 9 | 7 | - | - | 16 | 24 |
| NOORD-VIETNAM | 11 | - | - | 1 | 12 | 5 | 9 | - | - | 14 | 26 |
| CHINA (VOLKSREP.) | 40 | 76 | - | 1 | 117 | 37 | 65 | 3 | - | 105 | 222 |
| IRAN | 40 | 22 | - | 2 | 64 | 18 | 26 | 2 | 1 | 47 | 111 |
| ISRAEL | 2 | 4 | - | - | 6 | 2 | 1 | - | 1 | 4 | 10 |
| JORDANIE | 13 | 10 | - | 3 | 26 | 6 | 3 | - | - | 9 | 35 |
| LIBANON | 63 | 41 | 1 | 1 | 106 | 31 | 27 | 3 | - | 61 | 167 |
| PAKISTAN | 150 | 68 | 8 | 3 | 229 | 15 | 10 | 2 | - | 27 | 256 |
| TURKIJE | 2.386 | 2.190 | 12 | 36 | 4.624 | 1.977 | 1.953 | 60 | 31 | 4.021 | 8.645 |
| ANDERE LANDEN VAN AZIE | 169 | 65 | 3 | - | 237 | 61 | 85 | 4 | 1 | 151 | 388 |
| T | 3.142 | 2.610 | 28 | 49 | 5.829 | 2.188 | 2.213 | 78 | 34 | 4.513 | 10.342 |
| LANDEN VAN AFRIKA | | | | | | | | | | | |
| BURUNDI | 44 | 11 | 1 | - | 56 | 19 | 9 | - | - | 28 | 84 |
| ZAIRE | 958 | 484 | 5 | 11 | 1.458 | 717 | 321 | 41 | 7 | 1.086 | 2.544 |
| IVOORKUST | 45 | 11 | - | 1 | 57 | 34 | 12 | - | 1 | 47 | 104 |
| MAURITIUS /EILAND/ | 22 | 19 | - | 3 | 44 | 13 | 97 | 6 | 2 | 118 | 162 |
| RWANDA | 55 | 21 | - | - | 76 | 40 | 20 | - | - | 60 | 136 |
| ALGERIJE | 233 | 231 | 8 | 23 | 495 | 149 | 162 | 15 | 11 | 337 | 832 |
| MAROKKO | 3.407 | 2.220 | 10 | 76 | 5.713 | 2.434 | 1.891 | 78 | 78 | 4.481 | 10.194 |
| TUNESIE | 197 | 179 | - | 36 | 412 | 76 | 63 | 5 | 1 | 145 | 557 |
| ANDERE LANDEN VAN AFRIKA | 821 | 301 | 6 | 11 | 1.139 | 350 | 152 | 8 | 3 | 513 | 1.652 |
| T | 5.782 | 3.477 | 30 | 161 | 9.450 | 3.832 | 2.727 | 153 | 103 | 6.815 | 16.265 |

| NATIONALITEITS- LAND | MANNEN | | | | | VROUWEN | | | | | ALGE- MEEN TO- TAAL |
|--------------------------------------|---------------|---------|-----------------|-----------------------------------|---------|---------------|---------|-----------------|-----------------------------------|---------|------------------------------|
| | ONGE- HUWD | GEHUWD | WEDUW- STAAT | UIT DE ECHT GE- SCHEIDEN | TOTAAL | ONGE- HUWD | GEHUWD | WEDUW- STAAT | UIT DE ECHT GE- SCHEIDEN | TOTAAL | |
| LANDEN VAN AMERIKA | | | | | | | | | | | |
| CANADA | 23 | 18 | - | 1 | 42 | 42 | 12 | 1 | 2 | 57 | 99 |
| VER. STATEN VAN AMERIKA | 84 | 90 | 10 | 6 | 190 | 125 | 50 | 15 | 11 | 201 | 391 |
| HAITI | 6 | 1 | - | - | 7 | 4 | 3 | - | - | 7 | 14 |
| BRAZILIE | 34 | 18 | - | 2 | 54 | 26 | 39 | 1 | 2 | 68 | 122 |
| CHILI | 19 | 16 | 1 | 1 | 37 | 20 | 23 | - | - | 43 | 80 |
| COLOMBIA | 6 | 1 | - | - | 7 | 12 | 6 | - | - | 18 | 25 |
| ANDERE LANDEN VAN AMERIKA | 48 | 34 | 1 | 2 | 85 | 37 | 43 | 2 | - | 82 | 167 |
| T | 220 | 178 | 12 | 12 | 422 | 266 | 176 | 19 | 15 | 476 | 898 |
| LANDEN VAN OCEANIE | | | | | | | | | | | |
| AUSTRALIE | 1 | 4 | - | - | 5 | 16 | 1 | - | - | 17 | 22 |
| ANDERE LANDEN VAN OCEANIE | - | 2 | - | - | 2 | 3 | 1 | - | - | 4 | 6 |
| T | 1 | 6 | - | - | 7 | 19 | 2 | - | - | 21 | 28 |
| VLUCHTELINGEN | | | | | | | | | | | |
| VLUCHTELINGEN (HERKOMST ONBEKEND) | 183 | 74 | 1 | 23 | 281 | 127 | 14 | 7 | 4 | 152 | 433 |
| VLUCHTELINGEN (HERKOMST BEKEND) | 817 | 663 | 52 | 71 | 1.603 | 491 | 486 | 218 | 27 | 1.222 | 2.825 |
| T | 1.000 | 737 | 53 | 94 | 1.884 | 618 | 500 | 225 | 31 | 1.374 | 3.258 |
| VADERLANDLOZEN - ONBEKENDEN | | | | | | | | | | | |
| VADERLANDLOOS | 31 | 28 | 3 | 7 | 69 | 9 | 5 | 4 | 2 | 20 | 89 |
| T | 31 | 28 | 3 | 7 | 69 | 9 | 5 | 4 | 2 | 20 | 89 |
| TT | 216.321 | 237.407 | 14.305 | 24.347 | 492.380 | 185.784 | 237.534 | 69.855 | 29.136 | 522.309 | 1.014.689 |

N.I.S.

BEVOLKING
OP 1-1-1984

TABEL 02.02 A

BLZ. 2.-

PROVINCIE: 6

VREEMDELINGEN NAAR BURGERLIJKE STAAT EN GESLACHT

PROVINCIE
LUIK

(NB - GEHUWD, OMVAT EVENEENS WETTELIJK GESCHIEDEN VAN TAFEL EN BED)

| N.I.S. | | TABEL O2.02 A | | | | | BLZ. 1.- | | | | | PROVINCIE: 7 | |
|--|---------------|--|-----------------|-----------------------------------|---------|---------------|----------|-----------------|-----------------------------------|---------|------------------------------|----------------------|--|
| BEVOLKING OP 1-1-1994 | | VREEMDELINGEN NAAR BURGERLIJKE STAAT EN GESLACHT | | | | | | | | | | PROVINCIE LIMBURG | |
| (NB - GEHUWD, OMVAT EVENEENS WETTELIJK GESCEIDEN VAN TAFEL EN BED) | | | | | | | | | | | | | |
| NATIONALITEITS- LAND | MANNEN | | | | | VROUWEN | | | | | ALGE- MEEN TO- TAAL | | |
| | ONGE- HUWD | GEHUWD | WEDUW- STAAT | UIT DE ECHT GE- SCHEIDEN | TOTAAL | ONGE- HUWD | GEHUWD | WEDUW- STAAT | UIT DE ECHT GE- SCHEIDEN | TOTAAL | | | |
| BELGIE | | | | | | | | | | | | | |
| T | 149.719 | 181.464 | 7.591 | 8.586 | 347.360 | 124.470 | 185.064 | 32.170 | 9.285 | 350.989 | 698.349 | | |
| ANDERE LANDEN LID VAN DE E.E.G. | | | | | | | | | | | | | |
| DUITSLAND | 277 | 628 | 36 | 62 | 1.003 | 209 | 384 | 113 | 37 | 743 | 1.746 | | |
| DENEMARKE | 7 | 5 | - | - | 12 | 8 | 7 | - | - | 15 | 27 | | |
| SPANJE | 443 | 823 | 18 | 24 | 1.308 | 319 | 634 | 56 | 25 | 1.034 | 2.342 | | |
| FRANKRIJK | 71 | 85 | 3 | 15 | 174 | 82 | 83 | 15 | 9 | 189 | 363 | | |
| VERENIGD-KONINKRIJK | 75 | 158 | 5 | 12 | 250 | 55 | 92 | 11 | 6 | 164 | 414 | | |
| LUXEMBURG | 5 | 12 | 1 | - | 18 | 2 | 3 | 1 | 1 | 7 | 25 | | |
| GRIEKENLAND | 372 | 599 | 13 | 27 | 1.011 | 262 | 535 | 71 | 22 | 890 | 1.901 | | |
| IERLAND (EIRE) | 12 | 3 | - | 1 | 16 | 7 | 5 | - | - | 12 | 28 | | |
| PORTUGAL | 57 | 111 | 1 | 1 | 170 | 48 | 99 | 10 | 1 | 158 | 328 | | |
| ITALIE | 2.864 | 5.795 | 169 | 189 | 9.017 | 1.940 | 4.364 | 678 | 128 | 7.110 | 16.127 | | |
| NEDERLAND | 3.411 | 5.776 | 245 | 591 | 10.023 | 2.797 | 4.534 | 508 | 340 | 8.179 | 18.202 | | |
| T | 7.594 | 13.995 | 491 | 922 | 23.002 | 5.729 | 10.740 | 1.463 | 569 | 18.501 | 41.503 | | |
| AND. EUROPESE LANDEN | | | | | | | | | | | | | |
| OOSTENRIJK | 5 | 16 | 1 | 2 | 24 | 4 | 10 | 5 | - | 19 | 43 | | |
| FINLAND | 2 | - | - | - | 2 | 4 | 4 | - | - | 8 | 10 | | |
| HONGARIJE | 8 | 5 | - | - | 13 | 1 | 5 | - | - | 6 | 19 | | |
| NOORWEGEN | 2 | 3 | - | - | 5 | 1 | 4 | - | 1 | 6 | 11 | | |
| POLEN | 85 | 96 | 5 | 10 | 196 | 44 | 142 | 76 | 2 | 264 | 460 | | |
| ZWEDEN | 8 | 9 | - | - | 17 | 6 | 7 | - | - | 13 | 30 | | |
| ZWITSERLAND | 4 | 6 | - | 1 | 11 | 4 | 2 | 1 | - | 7 | 18 | | |
| TSJECHOSLOWAKIJE | 5 | 2 | - | - | 7 | - | 2 | 2 | - | 4 | 11 | | |
| USSR | 5 | 2 | - | - | 7 | 2 | 2 | 2 | - | 6 | 13 | | |
| JOEGOSLAVIE | 29 | 39 | 1 | 7 | 76 | 18 | 34 | 8 | 1 | 61 | 137 | | |
| ANDERE LANDEN VAN EUROPA | 66 | 43 | - | 3 | 112 | 31 | 45 | 4 | 2 | 82 | 194 | | |
| T | 219 | 221 | 7 | 23 | 470 | 115 | 257 | 98 | 6 | 476 | 946 | | |
| LANDEN VAN AZIE | | | | | | | | | | | | | |
| TAIWAN | - | 1 | 1 | - | 2 | - | 4 | 2 | - | 6 | 8 | | |
| INDIE | 113 | 62 | 1 | 2 | 178 | 15 | 4 | - | - | 19 | 197 | | |
| INDONESIE | 4 | 6 | 1 | - | 11 | 5 | 13 | 1 | - | 19 | 30 | | |
| JAPAN | 16 | 35 | - | - | 51 | 16 | 21 | - | - | 37 | 88 | | |
| NOORD-VIETNAM | - | - | - | - | - | - | 1 | - | - | 1 | 1 | | |
| CHINA (VOLKSREP.) | 8 | 12 | - | - | 20 | 15 | 14 | 2 | 1 | 32 | 52 | | |
| IRAN | 4 | 1 | - | - | 5 | 2 | 2 | - | - | 4 | 9 | | |
| ISRAEL | 1 | 1 | - | - | 2 | 1 | 3 | - | - | 4 | 6 | | |
| LIBANON | 4 | 2 | - | - | 6 | - | 2 | 1 | - | 3 | 9 | | |
| PAKISTAN | 43 | 24 | - | - | 67 | 14 | 11 | - | - | 25 | 92 | | |
| TURKIJE | 4.867 | 4.829 | 12 | 35 | 9.743 | 4.217 | 4.710 | 200 | 27 | 9.154 | 18.897 | | |
| ANDERE LANDEN VAN AZIE | 33 | 13 | - | - | 46 | 17 | 97 | 1 | 1 | 116 | 162 | | |
| T | 5.093 | 4.986 | 15 | 37 | 10.131 | 4.302 | 4.882 | 207 | 29 | 9.420 | 19.551 | | |
| LANDEN VAN AFRIKA | | | | | | | | | | | | | |
| BURUNDI | 1 | - | - | - | 1 | - | 1 | - | - | 1 | 2 | | |
| ZAIRE | 25 | 11 | - | 1 | 37 | 17 | 11 | 1 | - | 29 | 66 | | |
| MAURITIUS /EILAND/ | - | - | - | - | - | - | 3 | - | - | 3 | 3 | | |
| RWANDA | 4 | - | - | - | 4 | 3 | - | - | - | 3 | 7 | | |
| ALGERIJE | 48 | 46 | 1 | 2 | 97 | 35 | 39 | - | 3 | 77 | 174 | | |
| MAROKKO | 1.623 | 1.082 | 2 | 15 | 2.722 | 1.359 | 953 | 34 | 20 | 2.366 | 5.088 | | |
| TUNESIE | 5 | 9 | - | 2 | 16 | 3 | 6 | - | - | 9 | 25 | | |
| ANDERE LANDEN VAN AFRIKA | 49 | 34 | 1 | 3 | 87 | 20 | 20 | 1 | - | 41 | 128 | | |
| T | 1.755 | 1.182 | 4 | 23 | 2.964 | 1.437 | 1.033 | 36 | 23 | 2.529 | 5.493 | | |

| NATIONALITEITS- LAND | MANNEN | | | | | VROUWEN | | | | | ALGE- MEEN TO- TAAL |
|--------------------------------------|---------------|---------|-----------------|-----------------------------------|---------|---------------|---------|-----------------|-----------------------------------|---------|------------------------------|
| | ONGE- HUWD | GEHUWD | WEDUW- STAAT | UIT DE ECHT GE- SCHEIDEN | TOTAAL | ONGE- HUWD | GEHUWD | WEDUW- STAAT | UIT DE ECHT GE- SCHEIDEN | TOTAAL | |
| LANDEN VAN AMERIKA | | | | | | | | | | | |
| CANADA | 5 | 8 | 1 | - | 14 | 9 | 9 | - | 1 | 19 | 33 |
| VER. STATEN VAN AMERIKA | 102 | 75 | 2 | 4 | 183 | 87 | 109 | 2 | 1 | 199 | 382 |
| HAITI | - | - | - | - | - | - | 2 | - | - | 2 | 2 |
| BRAZILIE | 3 | 4 | - | - | 7 | 4 | 17 | - | - | 21 | 28 |
| CHILI | 2 | - | - | - | 2 | 3 | 2 | - | - | 5 | 7 |
| COLOMBIA | 1 | - | - | - | 1 | 1 | 2 | - | - | 3 | 4 |
| ANDERE LANDEN VAN AMERIKA | 14 | 5 | - | - | 19 | 18 | 21 | - | - | 39 | 58 |
| T | 127 | 92 | 3 | 4 | 226 | 122 | 162 | 2 | 2 | 288 | 514 |
| LANDEN VAN OCEANIE | | | | | | | | | | | |
| AUSTRALIE | 2 | 5 | 1 | - | 8 | 6 | 3 | - | - | 9 | 17 |
| ANDERE LANDEN VAN OCEANIE | - | 2 | - | - | 2 | 2 | 1 | - | - | 3 | 5 |
| T | 2 | 7 | 1 | - | 10 | 8 | 4 | - | - | 12 | 22 |
| VLUCHTELINGEN | | | | | | | | | | | |
| VLUCHTELINGEN (HERKOMST ONBEKEND) | 27 | 30 | 1 | 1 | 59 | 6 | 13 | 1 | - | 20 | 79 |
| VLUCHTELINGEN (HERKOMST BEKEND) | 82 | 95 | 23 | 5 | 205 | 26 | 65 | 62 | 1 | 154 | 359 |
| T | 109 | 125 | 24 | 6 | 264 | 32 | 78 | 63 | 1 | 174 | 438 |
| VADERLANDLOZEN - ONBEKENDEN | | | | | | | | | | | |
| VADERLANDLOOS | 7 | 3 | 1 | 1 | 12 | 3 | - | 2 | - | 5 | 17 |
| T | 7 | 3 | 1 | 1 | 12 | 3 | - | 2 | - | 5 | 17 |
| TT | 164.625 | 202.075 | 8.137 | 9.602 | 384.439 | 136.218 | 202.220 | 34.041 | 9.915 | 382.394 | 766.833 |

TABEL 02.02 A

BLZ. 2.-

PROVINCIE: 7

N.I.S.

BEVOLKING
OP 1-1-1994

VREEMDELINGEN NAAR BURGERLIJKE STAAT EN GESLACHT

PROVINCIE
LIMBURG

(NB - GEHUWD, OMVAT EVENEENS WETTELIJK GESCHIEDEN VAN TAFEL EN BED)

| N.I.S. | | TABEL 02.02 A | | | | | BLZ. 1.- | | PROVINCIE: 8 | | | |
|------------------------------------|---------------|--|-----------------|-----------------------------------|---------|---------------|----------|-----------------|-----------------------------------|---------|------------------------------|--|
| BEVOLKING OP 1-1-1994 | | VREEMDELINGEN NAAR BURGERLIJKE STAAT EN GESLACHT | | | | | | | | | PROVINCIE LUXEMBURG | |
| | | (NB - GEHUWD, OMVAT EVENEENS WETTELIJK GESCEIDEN VAN TAFEL EN BED) | | | | | | | | | | |
| NATIONALITEITS- LAND | MANNEN | | | | | VROUWEN | | | | | ALGE- MEEN TO- TAAL | |
| | ONGE- HUWD | GEHUWD | WEDUW- STAAT | UIT DE ECHT GE- SCHEIDEN | TOTAAL | ONGE- HUWD | GEHUWD | WEDUW- STAAT | UIT DE ECHT GE- SCHEIDEN | TOTAAL | | |
| BELGIE | | | | | | | | | | | | |
| T | 51.959 | 53.219 | 2.888 | 3.240 | 111.306 | 43.583 | 54.191 | 14.860 | 3.522 | 116.156 | 227.462 | |
| ANDERE LANDEN LID VAN DE E.E.G. | | | | | | | | | | | | |
| DUITSLAND | 35 | 49 | 4 | 4 | 92 | 47 | 51 | 4 | 4 | 106 | 198 | |
| DENEMARKEN | - | 1 | - | - | 1 | 1 | 2 | - | - | 3 | 4 | |
| SPANJE | 29 | 59 | 1 | 7 | 96 | 27 | 40 | 3 | 3 | 73 | 169 | |
| FRANKRIJK | 678 | 1.451 | 53 | 125 | 2.307 | 648 | 1.043 | 209 | 113 | 2.013 | 4.320 | |
| VERENIGD-KONINKRIJK | 28 | 47 | 3 | 6 | 84 | 16 | 34 | 2 | 1 | 53 | 137 | |
| LUXEMBURG | 210 | 442 | 38 | 44 | 734 | 149 | 209 | 104 | 25 | 487 | 1.221 | |
| GRIEKENLAND | 12 | 9 | 1 | 1 | 23 | 3 | 6 | 1 | - | 10 | 33 | |
| IERLAND (EIRE) | 3 | 5 | - | 1 | 9 | 6 | 5 | - | 1 | 12 | 21 | |
| PORTUGAL | 171 | 229 | - | 10 | 410 | 125 | 166 | 5 | 7 | 303 | 713 | |
| ITALIE | 238 | 487 | 17 | 30 | 772 | 135 | 221 | 42 | 7 | 405 | 1.177 | |
| NEDERLAND | 98 | 144 | 8 | 22 | 272 | 80 | 134 | 11 | 10 | 235 | 507 | |
| T | 1.502 | 2.923 | 125 | 250 | 4.800 | 1.237 | 1.911 | 381 | 171 | 3.700 | 8.500 | |
| AND. EUROPESE LANDEN | | | | | | | | | | | | |
| OOSTENRIJK | 2 | 1 | - | - | 3 | 5 | 2 | 1 | - | 8 | 11 | |
| HONGARIJE | 2 | - | - | - | 2 | - | 1 | - | - | 1 | 3 | |
| POLEN | 19 | 8 | 4 | - | 31 | 13 | 31 | 4 | - | 48 | 79 | |
| ZWEDEN | 2 | 4 | - | - | 6 | - | 3 | - | - | 3 | 9 | |
| ZWITSERLAND | 3 | 6 | - | - | 9 | 2 | 11 | - | 3 | 16 | 25 | |
| USSR | 2 | 2 | - | - | 4 | 1 | 2 | - | - | 3 | 7 | |
| JOEGOSLAVIE | 20 | 18 | - | 1 | 39 | 25 | 20 | - | - | 45 | 84 | |
| ANDERE LANDEN VAN EUROPA | 61 | 50 | - | 2 | 113 | 31 | 41 | 2 | 3 | 77 | 190 | |
| T | 111 | 89 | 4 | 3 | 207 | 77 | 111 | 7 | 6 | 201 | 408 | |
| LANDEN VAN AZIE | | | | | | | | | | | | |
| TAIWAN | - | - | - | - | - | 1 | 1 | - | - | 2 | 2 | |
| INDIE | 3 | 3 | - | - | 6 | 5 | 2 | - | - | 7 | 13 | |
| JAPAN | 1 | - | - | - | 1 | 1 | 2 | - | - | 3 | 4 | |
| NOORD-VIETNAM | - | 2 | - | - | 2 | - | 1 | - | - | 1 | 3 | |
| CHINA (VOLKSREP.) | 3 | 7 | - | - | 10 | 4 | 6 | - | 1 | 11 | 21 | |
| IRAN | 2 | 1 | - | - | 3 | - | 3 | - | - | 3 | 6 | |
| ISRAEL | - | 1 | - | - | 1 | - | - | - | - | - | 1 | |
| JORDANIE | 5 | 2 | - | - | 7 | 2 | 5 | 1 | - | 8 | 15 | |
| LIBANON | 2 | 5 | 1 | - | 8 | 1 | 2 | - | - | 3 | 11 | |
| PAKISTAN | 7 | 6 | - | - | 13 | - | - | - | - | - | 13 | |
| TURKIJE | 230 | 197 | 2 | 2 | 431 | 210 | 183 | 3 | 1 | 397 | 828 | |
| ANDERE LANDEN VAN AZIE | 15 | 2 | - | - | 17 | 11 | 13 | 1 | - | 25 | 42 | |
| T | 268 | 226 | 3 | 2 | 499 | 235 | 218 | 5 | 2 | 460 | 959 | |
| LANDEN VAN AFRIKA | | | | | | | | | | | | |
| BURUNDI | 2 | 2 | - | - | 4 | - | 3 | - | - | 3 | 7 | |
| ZAIRE | 46 | 27 | 2 | 1 | 76 | 41 | 19 | 2 | 2 | 64 | 140 | |
| IVOORKUST | 1 | 2 | - | - | 3 | - | - | - | - | - | 3 | |
| MAURITIUS /EILAND/ RWANDA | 3 | 1 | - | - | 4 | 4 | 39 | 2 | - | 45 | 49 | |
| ALGERIJE | 3 | - | - | - | 3 | 4 | 4 | - | - | 8 | 11 | |
| ALGERIJE | 16 | 23 | 1 | 3 | 43 | 12 | 10 | - | 1 | 23 | 66 | |
| MAROKKO | 57 | 36 | - | 4 | 97 | 18 | 26 | 2 | 1 | 47 | 144 | |
| TUNESIE | 8 | 8 | - | 1 | 17 | 4 | 3 | - | 1 | 8 | 25 | |
| ANDERE LANDEN VAN AFRIKA | 38 | 24 | 1 | 1 | 64 | 19 | 21 | 1 | - | 41 | 105 | |
| T | 174 | 123 | 4 | 10 | 311 | 102 | 125 | 7 | 5 | 239 | 550 | |

| NATIONALITEITS- LAND | MANNEN | | | | | VROUWEN | | | | | ALGE- MEEN TO- TAAL |
|--------------------------------------|---------------|--------|-----------------|-----------------------------------|---------|---------------|--------|-----------------|-----------------------------------|---------|------------------------------|
| | ONGE- HUWD | GEHUWD | WEDUW- STAAT | UIT DE ECHT GE- SCHEIDEN | TOTAAL | ONGE- HUWD | GEHUWD | WEDUW- STAAT | UIT DE ECHT GE- SCHEIDEN | TOTAAL | |
| LANDEN VAN AMERIKA | | | | | | | | | | | |
| CANADA | 2 | 4 | - | 1 | 7 | 3 | 3 | - | - | 6 | 13 |
| VER. STATEN VAN AMERIKA | 7 | 18 | - | - | 25 | 18 | 17 | - | - | 35 | 60 |
| HAITI | 1 | 1 | - | - | 2 | - | - | - | - | - | 2 |
| BRAZILIE | 1 | - | - | - | 1 | - | 7 | - | - | 7 | 8 |
| CHILI | - | 1 | - | - | 1 | 1 | - | - | - | 1 | 2 |
| COLOMBIA | - | - | - | - | - | 2 | 1 | - | - | 3 | 3 |
| ANDERE LANDEN VAN AMERIKA | 4 | 3 | - | - | 7 | 5 | 9 | 1 | - | 15 | 22 |
| T | 15 | 27 | - | 1 | 43 | 29 | 37 | 1 | - | 67 | 110 |
| LANDEN VAN OCEANIE | | | | | | | | | | | |
| AUSTRALIE | - | - | - | - | - | 5 | - | - | - | 5 | 5 |
| T | - | - | - | - | - | 5 | - | - | - | 5 | 5 |
| VLUCHTELINGEN | | | | | | | | | | | |
| VLUCHTELINGEN (HERKOMST ONBEKEND) | 10 | 5 | - | - | 15 | 4 | 2 | 1 | - | 7 | 22 |
| VLUCHTELINGEN (HERKOMST BEKEND) | 36 | 27 | 1 | 1 | 65 | 29 | 20 | 4 | 1 | 54 | 119 |
| T | 46 | 32 | 1 | 1 | 80 | 33 | 22 | 5 | 1 | 61 | 141 |
| VADERLANDLOZEN - ONBEKENDEN | | | | | | | | | | | |
| VADERLANDLOOS | 1 | 2 | 1 | 1 | 5 | 2 | - | - | - | 2 | 7 |
| T | 1 | 2 | 1 | 1 | 5 | 2 | - | - | - | 2 | 7 |
| TT | 54.076 | 56.641 | 3.026 | 3.508 | 117.251 | 45.303 | 56.615 | 15.266 | 3.707 | 120.891 | 238.142 |

TABEL 02.02 A

BLZ. 2.-

PROVINCIE: 8

N.I.S.
BEVOLKING
OP 1-1-1994

VREEMDELINGEN NAAR BURGERLIJKE STAAT EN GESLACHT

PROVINCIE
LUXEMBURG

INB - GEHUWD, OMVAT EVENEENS WETTELIJK GESCHIEDEN VAN TAFEL EN BEDJ

| NATIONALITEITS- LAND | MANNEN | | | | | VROUWEN | | | | | ALGE- MEEN TO- TAAL |
|------------------------------------|---------------|--------|-----------------|-----------------------------------|---------|---------------|--------|-----------------|-----------------------------------|---------|------------------------------|
| | ONGE- HUWD | GEHUWD | WEDUW- STAAT | UIT DE ECHT GE- SCHEIDEN | TOTAAL | ONGE- HUWD | GEHUWD | WEDUW- STAAT | UIT DE ECHT GE- SCHEIDEN | TOTAAL | |
| BELGIE | | | | | | | | | | | |
| T | 89.825 | 94.835 | 5.421 | 8.762 | 198.843 | 78.184 | 96.619 | 27.867 | 9.965 | 212.635 | 411.478 |
| ANDERE LANDEN LID VAN DE E.E.G. | | | | | | | | | | | |
| DUITSLAND | 51 | 87 | 8 | 10 | 156 | 46 | 63 | 14 | 4 | 127 | 283 |
| DENEMARKEN | 1 | 1 | - | - | 2 | 4 | 2 | - | - | 6 | 8 |
| SPANJE | 148 | 294 | 8 | 15 | 465 | 108 | 192 | 25 | 3 | 328 | 793 |
| FRANKRIJK | 800 | 1.182 | 52 | 149 | 2.183 | 708 | 1.041 | 250 | 130 | 2.129 | 4.312 |
| VERENIGD-KONINKRIJK | 68 | 83 | 2 | 9 | 162 | 44 | 47 | 5 | 1 | 97 | 259 |
| LUXEMBURG | 27 | 69 | 6 | 6 | 108 | 19 | 34 | 11 | 7 | 71 | 179 |
| GRIEKENLAND | 43 | 80 | 1 | 7 | 131 | 27 | 59 | 7 | - | 93 | 224 |
| IERLAND (EIRE) | 2 | 3 | - | - | 5 | 8 | 1 | - | - | 9 | 14 |
| PORTUGAL | 120 | 154 | 3 | 4 | 281 | 85 | 132 | 7 | 5 | 229 | 510 |
| ITALIE | 1.164 | 2.783 | 118 | 186 | 4.251 | 818 | 1.690 | 438 | 59 | 3.005 | 7.256 |
| NEDERLAND | 88 | 167 | 8 | 17 | 280 | 65 | 82 | 10 | 11 | 168 | 448 |
| T | 2.512 | 4.903 | 206 | 403 | 8.024 | 1.932 | 3.343 | 767 | 220 | 6.262 | 14.286 |
| AND. EUROPESE LANDEN | | | | | | | | | | | |
| OOSTENRIJK | 3 | 5 | - | - | 8 | 2 | 4 | - | - | 6 | 14 |
| FINLAND | 5 | 1 | - | - | 6 | 4 | 2 | - | 1 | 7 | 13 |
| HONGARIJE | 4 | 8 | - | 1 | 13 | 3 | 8 | 3 | - | 14 | 27 |
| NOORWEGEN | - | - | - | - | - | 4 | - | - | - | 4 | 4 |
| POLEN | 19 | 36 | 3 | 7 | 65 | 30 | 41 | 16 | 4 | 91 | 156 |
| ZWEDEN | 2 | 3 | - | - | 5 | 2 | 3 | - | - | 5 | 10 |
| ZWITSERLAND | 14 | 18 | 1 | - | 33 | 19 | 17 | 9 | 3 | 48 | 81 |
| TSJECOSLOWAKIJE | 2 | 2 | 1 | 1 | 6 | 1 | 3 | 1 | 1 | 6 | 12 |
| USSR | 4 | 4 | - | - | 8 | 3 | 6 | 1 | - | 10 | 18 |
| JOEGOSLAVIE | 115 | 113 | 2 | 4 | 234 | 99 | 90 | 3 | 4 | 196 | 430 |
| ANDERE LANDEN VAN EUROPA | 63 | 60 | 1 | 6 | 130 | 49 | 67 | 4 | 2 | 122 | 252 |
| T | 231 | 250 | 8 | 19 | 508 | 216 | 241 | 37 | 15 | 509 | 1.017 |
| LANDEN VAN AZIE | | | | | | | | | | | |
| TAIWAN | - | 5 | - | - | 5 | 3 | 1 | - | - | 4 | 9 |
| INDIE | 3 | 4 | - | 1 | 8 | 8 | 2 | - | - | 10 | 18 |
| INDONESIE | - | 2 | - | - | 2 | - | 2 | - | - | 2 | 4 |
| JAPAN | 1 | 1 | - | - | 2 | 2 | 1 | - | - | 3 | 5 |
| NOORD-VIETNAM | 4 | 1 | - | - | 5 | - | 3 | - | - | 3 | 8 |
| CHINA (VOLKSREP.) | 14 | 25 | 1 | - | 40 | 13 | 22 | 3 | - | 38 | 78 |
| IRAN | 10 | 5 | - | - | 15 | 4 | 3 | 1 | - | 8 | 23 |
| ISRAEL | 2 | - | - | - | 2 | - | - | - | - | - | 2 |
| JORDANIE | - | 1 | - | - | 1 | 2 | - | - | - | 2 | 3 |
| LIBANON | 13 | 4 | - | 1 | 18 | 3 | 1 | 3 | - | 7 | 25 |
| PAKISTAN | 6 | 9 | - | 1 | 16 | 4 | 1 | 1 | - | 6 | 22 |
| TURKIJE | 377 | 347 | 4 | 4 | 732 | 335 | 311 | 14 | 5 | 665 | 1.397 |
| ANDERE LANDEN VAN AZIE | 52 | 34 | - | 2 | 88 | 10 | 35 | 2 | - | 47 | 135 |
| T | 482 | 438 | 5 | 9 | 934 | 384 | 382 | 24 | 5 | 795 | 1.729 |
| LANDEN VAN AFRIKA | | | | | | | | | | | |
| BURUNDI | 9 | 4 | - | - | 13 | 3 | 4 | - | - | 7 | 20 |
| ZAIRE | 220 | 69 | - | 2 | 291 | 227 | 71 | 8 | 1 | 307 | 598 |
| IVOORKUST | 8 | 2 | - | - | 10 | 5 | 1 | - | - | 6 | 16 |
| MAURITIUS /EILAND/ | 9 | 3 | - | 3 | 15 | 8 | 39 | 4 | - | 51 | 66 |
| RWANDA | 18 | 9 | - | - | 27 | 13 | 7 | - | - | 20 | 47 |
| ALGERIJE | 45 | 59 | 1 | 7 | 112 | 29 | 28 | 1 | 1 | 59 | 171 |
| MAROKKO | 421 | 294 | 3 | 11 | 729 | 317 | 257 | 21 | 18 | 613 | 1.342 |
| TUNESIE | 46 | 45 | 2 | 5 | 98 | 22 | 13 | 1 | - | 36 | 134 |
| ANDERE LANDEN VAN AFRIKA | 207 | 73 | 2 | 1 | 283 | 117 | 45 | 1 | - | 163 | 446 |
| T | 983 | 558 | 8 | 29 | 1.578 | 741 | 465 | 36 | 20 | 1.262 | 2.840 |

| NATIONALITEITS- LAND | MANNEN | | | | | VROUWEN | | | | | ALGE- MEEN TO- TAAL |
|--------------------------------------|---------------|---------|-----------------|-----------------------------------|---------|---------------|---------|-----------------|-----------------------------------|---------|------------------------------|
| | ONGE- HUWD | GEHUWD | WEDUW- STAAT | UIT DE ECHT GE- SCHEIDEN | TOTAAL | ONGE- HUWD | GEHUWD | WEDUW- STAAT | UIT DE ECHT GE- SCHEIDEN | TOTAAL | |
| LANDEN VAN AMERIKA | | | | | | | | | | | |
| CANADA | 8 | 13 | 1 | 2 | 24 | 9 | 7 | 1 | 1 | 18 | 42 |
| VER. STATEN VAN AMERIKA | 23 | 23 | 1 | 3 | 50 | 35 | 17 | 9 | - | 61 | 111 |
| HAITI | 6 | - | - | - | 6 | 4 | - | - | - | 4 | 10 |
| BRAZILIE | 14 | 14 | - | 1 | 29 | 5 | 8 | - | 1 | 14 | 43 |
| CHILI | 4 | 3 | - | 2 | 9 | 2 | 4 | - | - | 6 | 15 |
| COLOMBIA | 7 | 4 | - | - | 11 | 6 | 4 | 1 | 1 | 12 | 23 |
| ANDERE LANDEN VAN AMERIKA | 24 | 15 | - | - | 39 | 16 | 18 | 1 | - | 35 | 74 |
| T | 86 | 72 | 2 | 8 | 168 | 77 | 58 | 12 | 3 | 150 | 318 |
| LANDEN VAN OCEANIE | | | | | | | | | | | |
| AUSTRALIE | 1 | 1 | - | - | 2 | 9 | - | - | - | 9 | 11 |
| ANDERE LANDEN VAN OCEANIE | - | - | - | - | - | 1 | - | - | - | 1 | 1 |
| T | 1 | 1 | - | - | 2 | 10 | - | - | - | 10 | 12 |
| VLUCHTELINGEN | | | | | | | | | | | |
| VLUCHTELINGEN (HERKOMST ONBEKEND) | 17 | 6 | - | - | 23 | 18 | 1 | 1 | - | 20 | 43 |
| VLUCHTELINGEN (HERKOMST BEKEND) | 112 | 97 | 6 | 10 | 225 | 63 | 59 | 13 | 3 | 138 | 363 |
| T | 129 | 103 | 6 | 10 | 248 | 81 | 60 | 14 | 3 | 158 | 406 |
| VADERLANDLOZEN - ONBEKENDEN | | | | | | | | | | | |
| VADERLANDLOOS | 3 | 9 | 1 | - | 13 | 2 | 1 | 1 | - | 4 | 17 |
| T | 3 | 9 | 1 | - | 13 | 2 | 1 | 1 | - | 4 | 17 |
| TT | 94.252 | 101.169 | 5.657 | 9.240 | 210.318 | 81.627 | 101.169 | 28.758 | 10.231 | 221.785 | 432.103 |

N.I.S.

TABEL 02.02 A

BLZ. 2.-

PROVINCIE: 9

BEVOLKING
OP 1-1-1994

VREEMDELINGEN NAAR BURGERLIJKE STAAT EN GESLACHT

PROVINCIE
NAMEN

INB - GEHUWD, OMVAT EVENEENS WETTELIJK GESCHIEDEN VAN TAFEL EN BED)

| Nr. van de tabel | BENAMING VAN DE TABEL | Administratieve eenheden waarvoor de tabel wordt opgesteld | Aantal bladzijden per tabel |
|--|---|--|-----------------------------|
| LIJST VAN DE BESCHIKBARE GEGEVENS | | | |
| 00.01 | Bevolking van Belgische nationaliteit en vreemdelingen naar geslacht, oppervlakte en dichtheid van de administratieve eenheden. | Alle eenheden. | 12 |
| 00.03 | Bevolking naar burgerlijke staat en naar geslacht. | | |
| A | Totale bevolking. | Alle eenheden. | 12 |
| B | Vreemdelingen. | Alle eenheden. | 12 |
| 00.04 | Bevolking naar geslacht, leeftijdsgroepen en leeftijdsklassen. | | |
| A | MVT Totale bevolking. | Alle eenheden. | 24 |
| B | MVT Vreemdelingen. | Alle eenheden. | 24 |
| C | MVT Belgische bevolking. | Alle eenheden. | 24 |
| 00.05 | A MVT Vreemdelingen naar leeftijdsklassen en voornaamste nationaliteiten per geslacht. | Alle eenheden. | 24 |
| 00.80 | A Belgische bevolking en vreemdelingen wonend sinds meer dan 1 jaar in dezelfde gemeente, per geslacht. | Alle eenheden. | 12 |
| B | Belgische bevolking en vreemdelingen wonend sinds meer dan 1 jaar in dezelfde gemeente, per geslacht. | Alle eenheden. | 12 |
| C | Belgische bevolking en vreemdelingen wonend sinds 1981 op hetzelfde adres, per geslacht. | Alle eenheden. | 12 |
| 00.83 | Loop van de bevolking in 1993. | Alle eenheden. | |
| A | MVT Totale bevolking, naar geslacht. | Alle eenheden | 24 |
| B | MVT Vreemdelingen, naar geslacht. | Alle eenheden | 24 |
| C | MVT Belgische bevolking, naar geslacht. | Alle eenheden | 24 |
| 00.87 | Inwijking, uitwijking en migratiesaldo naar gemeente en groep van plaatsen van herkomst of bestemming. | Alle eenheden. | 24 |
| 00.88 | A Inwijking naar gemeente en leeftijdsgroepen per vijf jaar. B Uitwijking naar gemeente en leeftijdsgroepen per vijf jaar. C Migratiesaldo naar gemeente en leeftijdsgroepen per vijf jaar. | Alle eenheden. | 24 |
| B | | Alle eenheden. | 24 |
| C | | Alle eenheden. | 24 |
| 00.89 | A Inwijking, uitwijking en migratiesaldo per gemeente, volgens geslacht en nationaliteitsgroepen. | Alle eenheden | 22 |
| 01.01 | Bevolking naar geboortejaar, geslacht en burgerlijke staat. | | |
| A | Totale bevolking. | RGPA | 3 |
| B | Vreemdelingen. | RGPA | 3 |
| C | Belgische bevolking. | RGPA | 3 |
| 02.01 | G Vreemdelingen naar nationaliteit, leeftijdsgroepen en leeftijdsklassen. | RGPA | 4 |
| 02.02 | Vreemdelingen naar nationaliteit, geslacht en burgerlijke staat. | RG | 2 |
| 85.01 | A MVT Inlandse migraties tussen arrondissementen. Totale bevolking. | RGPA | 12 |
| B | MVT Inlandse magraties tussen arrondissementen. Vreemdelingen. | RGPA | 12 |
| 87.01 | Externe migratie naar geslacht en nationaliteit. | RG | 24 |
| 87.02 | A Externe immigratie naar leeftijdsgroepen en nationaliteit. B Externe emigraite naar leeftijdsgroepen en nationaliteit. C Extern migratiesaldo naar leeftijdsgroepen en nationaliteit. | R | 2 |
| B | | R | 2 |
| C | | R | 2 |
| 87.03 | A Immigratie naar geslacht, leeftijd op het ogenblik van de migratie en migratieniveau. B Emigratie naar geslacht, leeftijd op het ogenblik van de migratie en migratieniveau. | RG | 8 |
| B | | RG | 8 |
| 87.04 | A Externe migratie van de bevolking met Belgische nationaliteit, naar geslacht en land van herkomst of bestemming. | RG | 8 |

